

Official 2005 NCAA Men's Basketball

Individual and Team Records for
All Divisions

Includes Single-Game, Season
and Career Statistics

Coaching Records

Championship Results

2004 Statistical Leaders

All-Americans

Award Winners

Week-by-Week Polls


Attendance Records

2004 Conference Standings

Single-Game Highs

Rules History

Records



Official 2005 NCAA Men's Basketball

Individual and Team Records for
All Divisions

Includes Single-Game, Season
and Career Statistics

Coaching Records

Championship Results

2004 Statistical Leaders

All-Americans

Award Winners

Week-by-Week Polls

Attendance Records

2004 Conference Standings

Single-Game Highs

Rules History

RECORDS




Photo by Ryan McKee/NCAA Photos



THE NATIONAL COLLEGIATE ATHLETIC ASSOCIATION

P.O. Box 6222, Indianapolis, Indiana 46206-6222

317/917-6222

<http://www.ncaa.org>

October 2004

Compiled By:

Gary K. Johnson, *Associate Director of Statistics.*

Sean W. Straziscar, *Associate Director of Statistics.*

Distributed to sports information directors and conference publicity directors.

NCAA, NCAA logo and National Collegiate Athletic Association are registered marks of the Association and use in any manner is prohibited unless prior approval is obtained from the Association.

Copyright, 2004, by the National Collegiate Athletic Association.

Printed in the United States of America.

ISSN 1089-5280

NCAA 347-10/04

Contents

Division I Records	9
Division II Records	79
Division III Records	97
Individual Collegiate Records.....	114
Award Winners.....	123
Coaching Records.....	141
Championships.....	169
Statistical Leaders	205
Conferences	235
Attendance Records.....	261
Playing-Rules History.....	271
Last Year's Results.....	281



Photo by Ryan McKeen/NCAA Photos

Photo by Ryan McKee/NCAA Photos



New to this Book

Most Points Scored in First Career Game for an Individual (DI)	10
Defensive Section to Team Single-Game Records (DI)	13
Current Consecutive 30-Win Seasons (DI)	14
Current Consecutive 25-Win Seasons (DI)	14
Current Consecutive 20-Win Seasons (DI)	14
Top Individual Rebound Average by Class (since 1973) (DI)	20
Year-by-Year Top 10 for Individual Scoring Leaders since 1948 (DI)	26
List of Fewest Points Scored by Both Teams in a Game (DI)	33
Chart for All Vacated and Forfeited Games (DI) ...	47
List for Most Times the No. 1 Team was Defeated in a Season (DI)	53
List of Consecutive Division I 20-Win Seasons for Active Coaches (DI)	158
List of Current Consecutive Division I 20-Win Seasons for Active Coaches (DI)	158
List of Consecutive Division I 30-Win Seasons for Active Coaches (DI)	158
List of Consecutive Division I 20-Win Seasons for All-Time Coaches (DI)	160
List of Consecutive Division I 30-Win Seasons for All-Time Coaches (DI)	160
List of Tournament Single-Game Rebounders since 1973 (DI)	174

List of Tournament Top Scorers in a Series (DI) 174
List of Tournament Top Rebounders in a Series (DI) 174
List of Tournament Top Scoring Average by an Individual in a Career (DI) 175
List of Tournament Top Rebounding Average by an Individual in a Career (DI) 175
2004 Top 5 Single-Game Highs by Attendance (DII) 269
2004 Top 5 Single-Game Highs by Attendance (DIII) 269



Name-Change Key

The following players changed their names after their collegiate careers ended. They are listed throughout the book by the names under which they played in college (those listed at the left). Their current names are listed below. In addition, various schools have changed their name. The current school name is listed along with other names by which the schools have been referred.

PLAYER name changes

Name as a collegian:

Lew Alcindor (UCLA)	Kareem Abdul-Jabbar
Walt Hazzard (UCLA)	Mahdi Abdul-Rahmad
Chris Jackson (LSU)	Mahmoud Abdul-Rauf
Akeem Olajuwon (Houston)	Hakeem Olajuwon
Keith Wilkes (UCLA)	Jamaal Wilkes
Jason Williams (Duke)	Jay Williams

Changed to:

SCHOOL name changes

Current school name:

Changed from:

Albertson	Col. of Idaho
Alcorn St.	Alcorn A&M
Alliant Int'l	U.S. Int'l; Cal Western
Arcadia	Beaver
Arizona St.	Tempe St.
Ark.-Pine Bluff	Arkansas AM&N
Armstrong Atlantic	Armstrong St.
Auburn	Alabama Poly
Augusta St.	Augusta
Bemidji St.	Bemidji Teachers
Benedictine (Ill.)	Ill. Benedictine
Bradley	Bradley Tech
UC Davis	California Aggies
Cal St. Fullerton	Orange County State College; Orange St.
Cal St. L.A.	Los Angeles St.
Cal St. Northridge	San Fernando Valley St.
Carnegie Mellon	Carnegie Tech
Case Reserve	Case Institute of Technology
Central Okla.	Central St. (Okl.)
Charleston So.	Baptist (S.C.)
Charleston (W.Va.)	Morris Harvey
Charlotte	UNC Charlotte
Chattanooga	Tenn.-Chatt.
Cleveland St.	Fenn
Colorado St.	Colorado A&M
Colorado St.-Pueblo	Southern Colo.
Columbus St.	Columbus
Concordia (Calif.)	Christ College-Irvine
Concordia (Ill.)	Concordia Teachers
Crown	St. Paul Bible
DeSales	Allentown
Detroit	Detroit Mercy; Detroit Tech
Dist. of Columbia	D.C. Teachers; Federal City
Dominican	Rosary
Drexel	Drexel Tech
Duke	Trinity (N.C.)
Eastern Conn. St.	Willimantic St.
Eastern Mich.	Michigan Normal
Eckerd	Fla. Presbyterian
Emporia St.	Kansas St. Normal
FDU-Florham	FDU-Madison
Farmington St.	Maine-Farmington
Fresno St.	Fresno Pacific
Ga. Southern	Georgia Teachers
Ill.-Chicago	Ill.-Chicago Circle
Illinois St.	Illinois St. Normal; Illinois Normal
Indiana (Pa.)	Indiana St. (Pa.)
Indianapolis	Indiana Central
Iowa	State University of Iowa
Iowa St.	Ames
James Madison	Madison
Kansas St.	Kansas Aggies
Kent St.	Kent
La Sierra	Loma Linda
Lamar	Lamar Tech
Liberty	Lynchburg Baptist; Liberty Baptist
La.-Lafayette	Southwestern La.
La.-Monroe	Northeast La.
Loyola Marymount	St. Vincent's; Loyola U. of L.A.
Lycoming	Williamsport Dickinson Seminary
Lynn	College of Boca Raton
Lyon	Arkansas College
Maritime (N.Y.)	N.Y. Maritime

Current school name:

Changed from:

Martin Luther.....	Northwestern (Wis.)
Marycrest Int'l.....	Teikyo Marycrest
Md.-East. Shore.....	Maryland St.
Massachusetts.....	Massachusetts St.; Massachusetts Agriculture Col.
Mass. Liberal Arts.....	North Adams St.
Mass.-Dartmouth.....	Southeastern Mass.
Mass.-Lowell.....	Lowell; Lowell St.; Lowell Tech
McDaniel.....	Western Md.
Memphis.....	Memphis St.; West Tennessee St. Normal
Minn. St. Mankato.....	Mankato Teachers; Mankato St.
Minn. St. Moorhead.....	Moorhead St.; Moorhead Teachers
Mont. St.-Billings.....	Eastern Montana
Montana St.-Northern.....	Northern Montana
Murray St.	Murray Teachers
Neb.-Kearney.....	Kearney St.
Neb.-Omaha.....	Omaha
New England U.	St. Francis (Me.)
New Jersey City.....	Jersey City St.
N.J. Inst. of Tech.....	Newark Engineering
New Mexico St.	New Mexico A&M
New Orleans.....	Louisiana St. (N.O.)
North Ala.	Florence St.
N.C. Central.....	North Caro. College
UNC Pembroke.....	Pembroke St.
North Central Texas.....	Cooke County
North Texas.....	North Tex. St.
Northeastern St.	Northeastern Okla. St.
Northern Ariz.	Arizona St.-Flagstaff; Flagstaff Teachers
Northern Colo.	Colorado St. College; Colorado St. Teachers
Northern Iowa.....	Iowa Teachers
Oklahoma St.	Oklahoma A&M
Old Dominion.....	William & Mary (Norfolk)
Pepperdine.....	George Pepperdine
Philadelphia U.	Philadelphia Textile
Polytechnic (N.Y.).....	New York Poly; Brooklyn Poly
Rhodes.....	Southwestern (Tenn.)
Rice.....	Rice Institute
Richard Stockton.....	Stockton St.
Rochester Inst.	Mechanics Institute
Rowan.....	Glassboro St.
Rutgers-Newark.....	Newark St.
Samford.....	Howard Col.
S.C. Upstate.....	S.C.-Spartanburg
Southern Ind.	Indiana St.-Evansville
Southern Me.	Maine Portland-Gorham; Gorham St. (Me.)
Southern Miss.	Mississippi Southern College; Mississippi Normal
Southern N.H.....	New Hamp. Col.
Southern U.	Southern B.R.
Southwest Minn. St.	Southwest St.
Stevens Institute.....	Stevens Tech
Taylor-Ft. Wayne.....	Summit Christian
TCNJ.....	Trenton St.
Tex. A&M-Commerce.....	East Texas St.
Tex. A&M-Kingsville.....	Texas A&I
Tex.-Pan American.....	Pan American
Texas St.	Southwest Tex. St.
Towson.....	Towson St.
Truman.....	Northeast Mo. St.; Truman St.
Tulsa.....	Henry Kendall
UCF.....	Florida Tech
UNLV.....	Nevada Southern
UTEP.....	Texas Western
Vanguard.....	Southern California Col.
Virginia-Wise.....	Clinch Valley
Washburn.....	Lincoln College
Washington St.	Washington Agricultural College
West Ala.	Livingston
West Tex. A&M.....	West Texas St.
Western Mich.	Western State Teachers
Western N. M.	New Mexico Western
Western Ore.	Oregon Tech; Oregon College of Education
Western St.	Colo. Western; Colorado Normal
Westmar.....	Western Union College; Teikyo Westmar
Wichita St.	Fairmount
Widener.....	Pennsylvania Military College
Wm. Paterson.....	Paterson St.
Wis.-Eau Claire.....	Eau Claire Teachers
Wis.-La Crosse.....	La Crosse Teachers
Wis.-River Falls.....	River Falls Teachers
Wis.-Superior.....	Superior Normal; Superior St. Teachers
Xavier.....	St. Xavier



Photo by Brett Wilhelm/NCAA Photos

Photo by Ryan McKee/NCAA Photos



SCHOOLS also known as

Current school name:

Also known as:

Air Force	U.S. Air Force Academy
Apprentice School	Newport News
Army	U.S. Military Academy; West Point
Baruch	Bernard M. Baruch
Case Reserve	Case Western Reserve
CCNY	City College of New York
Coast Guard	U.S. Coast Guard Academy
GC&SU	Georgia College & State
Hawthorne	Nathaniel Hawthorne
IPFW	Indiana/Purdue-Ft. Wayne
IUPUI	Indiana/Purdue-Indianapolis
Lehman	Herbert H. Lehman
Lipscomb	David Lipscomb
Long Island	LIU-Brooklyn
LSU	Louisiana St.
Merchant Marine	King's Point; U.S. Merchant Marine Academy
MIT	Massachusetts Institute of Technology
Navy	U.S. Naval Academy
NYCCT	New York City Tech
NYIT	New York Institute of Technology; New York Tech
Rochester Inst.	RIT
Sewanee	University of the South
Southampton	LIU-Southampton
TCNJ	The Col. of New Jersey
TCU	Texas Christian
UAB	Ala.-Birmingham
UCF	Central Fla.
UCLA	University of California, Los Angeles
UMBC	Md.-Balt. County
UMKC	Mo.-Kansas City
UNLV	Nevada-Las Vegas
UTEP	Texas-El Paso
VMI	Va. Military
WPI	Worcester Poly Inst.; Worcester Tech

SCHOOL MERGERS

Current school name:

Two Schools Merged & Year:

Case Reserve	Case Tech & Western Reserve; 1971-72
Mass.-Lowell	Lowell St. & Lowell Tech; 1975-76



Division I Records

Individual Records	10
Team Records	12
All-Time Individual Leaders	14
Annual Individual Champions	29
All-Time Team Leaders	31
Annual Team Champions	39
Statistical Trends	43
All-Time Winningest Teams	44
Winningest Teams By Decade	48
Winningest Teams Over Periods of Time	49
Winning Streaks	51
Rivalries	51
National Polls	58
Final Season Polls	72



Individual Records

Basketball records are confined to the "modern era," which began with the 1937-38 season, the first without the center jump after each goal scored. Except for the school's all-time won-lost record or coaches' records, only statistics achieved while an institution was an active member of the NCAA are included in team or individual categories. Official weekly statistics rankings in scoring and shooting began with the 1947-48 season; individual rebounds were added for the 1950-51 season, although team rebounds were not added until 1954-55. Assists were added in 1983-84, blocked shots and steals were added in 1985-86 and three-point field goals were added in 1986-87. Scoring, rebounding, assists, blocked shots and steals are ranked on total number and on per-game average; shooting, on percentage. In statistical rankings, the rounding of percentages and/or averages may indicate ties where none exist. In these cases, the numerical order of the rankings is accurate. In 1973, freshmen became eligible to compete on the varsity level.

Scoring

POINTS

Game

100—Frank Selvy, Furman vs. Newberry, Feb. 13, 1954 (41 FGs, 18 FTs)

Season

1,381—Pete Maravich, LSU, 1970 (522 FGs, 337 FTs, 31 games)

Career

3,667—Pete Maravich, LSU, 1968-70 (1,387 FGs, 893 FTs, 83 games)

POINTS VS. DIVISION I OPPONENT

Game

72—Kevin Bradshaw, U.S. Int'l vs. Loyola Marymount, Jan. 5, 1991

AVERAGE PER GAME

Season

44.5—Pete Maravich, LSU, 1970 (1,381 in 31)

Career

44.2—Pete Maravich, LSU, 1968-70 (3,667 in 83)

POINTS IN FIRST CAREER GAME

Game

52—Wilt Chamberlain, Kansas vs. Northwestern, Dec. 5, 1956

COMBINED POINTS, TWO TEAMMATES

Game

125—Frank Selvy (100) and Darrell Floyd (25), Furman vs. Newberry, Feb. 13, 1954

COMBINED POINTS, TWO TEAMMATES VS. DIVISION I OPPONENT

Game

92—Kevin Bradshaw (72) and Isaac Brown (20), U.S. Int'l vs. Loyola Marymount, Jan. 5, 1991

COMBINED POINTS, TWO OPPOSING PLAYERS ON DIVISION I TEAMS

Game

115—Pete Maravich (64), LSU and Dan Issel (51), Kentucky, Feb. 21, 1970

GAMES SCORING AT LEAST 50 POINTS

Season

10—Pete Maravich, LSU, 1970

Season—Consecutive Games

3—Pete Maravich, LSU, Feb. 10 to Feb. 15, 1969

Career

28—Pete Maravich, LSU, 1968-70

GAMES SCORING AT LEAST 40 POINTS

Career

56—Pete Maravich, LSU, 1968-70

GAMES SCORING IN DOUBLE FIGURES

Career

132—Danny Manning, Kansas, 1985-88

CONSECUTIVE GAMES

SCORING IN DOUBLE FIGURES

Career

115—Lionel Simmons, La Salle, 1987-90

Field Goals

FIELD GOALS

Game

41—Frank Selvy, Furman vs. Newberry, Feb. 13, 1954 (66 attempts)

Season

522—Pete Maravich, LSU, 1970 (1,168 attempts)

Career

1,387—Pete Maravich, LSU, 1968-70 (3,166 attempts)

CONSECUTIVE FIELD GOALS

Game

16—Doug Grayson, Kent St. vs. North Carolina, Dec. 6, 1967 (18 of 19)

Season

25—Ray Voelkel, American, 1978 (during nine games, Nov. 24-Dec. 16)

FIELD-GOAL ATTEMPTS

Game

71—Jay Handlan, Wash. & Lee vs. Furman, Feb. 17, 1951 (30 made)

Season

1,168—Pete Maravich, LSU, 1970 (522 made)

Career

3,166—Pete Maravich, LSU, 1968-70 (1,387 made)

FIELD-GOAL PERCENTAGE

Game

(Min. 15 made) 100%—Clifford Rozier, Louisville vs. Eastern Ky., Dec. 11, 1993 (15 of 15)

(Min. 20 made) 95.5%—Bill Walton, UCLA vs. Memphis, March 26, 1973 (21 of 22)

*Season

74.6%—Steve Johnson, Oregon St., 1981 (235 of 315)

*Based on qualifiers for national championship.

Career

(Min. 400 made and 4 made per game) 67.8%—Steve Johnson, Oregon St., 1976-81 (828 of 1,222)

Three-Point Field Goals

THREE-POINT FIELD GOALS

Game

15—Keith Veney, Marshall vs. Morehead St., Dec. 14, 1996 (25 attempts)

Season

158—Darrin Fitzgerald, Butler, 1987 (362 attempts)

Career

413—Curtis Staples, Virginia, 1995-98 (1,079 attempts)

THREE-POINT FIELD GOALS MADE PER GAME

Season

5.6—Darrin Fitzgerald, Butler, 1987 (158 in 28)

Career

(Min. 200 made) 4.6—Timothy Pollard, Mississippi Val., 1988-89 (256 in 56)

CONSECUTIVE THREE-POINT FIELD GOALS

Game

11—Gary Bossert, Niagara vs. Siena, Jan. 7, 1987

Season

15—Todd Leslie, Northwestern, 1990 (during four games, Dec. 15-28)

CONSECUTIVE GAMES MAKING A THREE-POINT FIELD GOAL

Season

38—Steve Kerr, Arizona, Nov. 27, 1987, to April 2, 1988

Career

88—Cory Bradford, Illinois, Nov. 10, 1998 to Feb. 10, 2001

THREE-POINT FIELD-GOAL ATTEMPTS

Game

27—Bruce Seals, Manhattan vs. Canisius, Jan. 31, 2000 (9 made)

Season

362—Darrin Fitzgerald, Butler, 1987 (158 made)

Career

1,079—Curtis Staples, Virginia, 1995-98 (413 made)

THREE-POINT FIELD-GOAL ATTEMPTS PER GAME

Season

12.9—Darrin Fitzgerald, Butler, 1987 (362 in 28)

Career

9.1—Keith Veney, Lamar & Marshall, 1993-94, 1996-97 (1,014 in 111)

THREE-POINT FIELD-GOAL PERCENTAGE

Game

(Min. 9 made) 100%—Mark Poag, Old Dominion vs. VMI, Nov. 25, 1997 (9 of 9); Markus Wilson, Evansville vs. Tenn.-Martin, Nov. 18, 1998 (9 of 9)

(Min. 12 made) 85.7%—Gary Bossert, Niagara vs. Siena, Jan. 7, 1987 (12 of 14)

Season

(Min. 50 made) 63.4%—Glenn Tropf, Holy Cross, 1988 (52 of 82)

(Min. 100 made) 57.3%—Steve Kerr, Arizona, 1988 (114 of 199)

Career

(Min. 200 made and 2.0 made per game) 49.7%—Tony Bennett, Wis.-Green Bay, 1989-92 (290 of 584)

(Min. 300 made) 46.4%—Ross Land, Northern Ariz., 1997-2000 (308 of 664)

Free Throws

FREE THROWS

Game

30—Pete Maravich, LSU vs. Oregon St., Dec. 22, 1969 (31 attempts)

Season

355—Frank Selvy, Furman, 1954 (444 attempts)

Career

(3 yrs.) 893—Pete Maravich, LSU, 1968-70 (1,152 attempts)

(4 yrs.) 905—Dickie Hemric, Wake Forest, 1952-55 (1,359 attempts)

CONSECUTIVE FREE THROWS MADE

Game

24—Arlen Clark, Oklahoma St. vs. Colorado, March 7, 1959 (24 of 24)

Season

73—Gary Buchanan, Villanova, 2000-01 (during 21 games, Nov. 17-Feb. 12)

Career

85—Darnell Archey, Butler, 2001-03 (during 57 games, Feb. 15, 2001-Jan. 18, 2003)

FREE THROWS

Game

36—Ed Tooley, Brown vs. Amherst, Dec. 4, 1954 (23 made)

Season

444—Frank Selvy, Furman, 1954 (355 made)

Career

(3 yrs.) 1,152—Pete Maravich, LSU, 1968-70 (893 made)

(4 yrs.) 1,359—Dickie Hemric, Wake Forest, 1952-55 (905 made)

FREE-THROW PERCENTAGE

Game

(Min. 24 made) 100%—Arlen Clark, Oklahoma St. vs. Colorado, March 7, 1959 (24 of 24)

Photo by Southwest Missouri State Sports Information



With the game on the line, Southwest Missouri State wants the ball in Blake Ahearn's hands. The Missouri Valley Conference freshman of the year made 117 of 120 free throws last season to set the Division I season free-throw percentage record at 97.5 percent.

***Season**
97.5%—Blake Ahearn, Southwest Mo. St., 2004 (117 of 120)

**Based on qualifiers for national championship.*

Career
(Min. 300 made and 2.5 made per game) 91.3%—Gary Buchanan, Villanova, 2000-03 (324 of 355)
(Min. 600 made) 88.5%—Ron Perry, Holy Cross, 1976-80 (680 of 768)
(Min. 2.5 made per game) 92.3%—Dave Hildahl, Portland St., 1979-81 (131 of 142)

Rebounds

REBOUNDS

Game
51—Bill Chambers, William & Mary vs. Virginia, Feb. 14, 1953
(Since 1973) 35—Larry Abney, Fresno St. vs. Southern Methodist, Feb. 17, 2000

Season
734—Walt Dukes, Seton Hall, 1953 (33 games)
(Since 1973) 597—Marvin Barnes, Providence, 1974 (32 games)

Career
(3 yrs.) 1,751—Paul Silas, Creighton, 1962-64 (81 games)
(4 yrs.) 2,201—Tom Gola, La Salle, 1952-55 (118 games)
(Since 1973) 1,570—Tim Duncan, Wake Forest, 1994-97 (128 games)

AVERAGE PER GAME

Season
25.6—Charlie Slack, Marshall, 1955 (538 in 21)

(Since 1973) 20.4—Kermit Washington, American, 1973 (511 in 25)

Career
(Min. 800) 22.7—Artis Gilmore, Jacksonville, 1970-71 (1,224 in 54)
(4 yrs.) 21.8—Charlie Slack, Marshall, 1953-56 (1,916 in 88)
(Since 1973) 15.2—Glenn Mosley, Seton Hall, 1974-77 (1,263 in 83)

Assists

ASSISTS

Game
22—Tony Fairley, Charleston So. vs. Armstrong Atlantic, Feb. 9, 1987; Avery Johnson, Southern U. vs. Texas Southern, Jan. 25, 1988; Sherman Douglas, Syracuse vs. Providence, Jan. 28, 1989

Season
406—Mark Wade, UNLV, 1987 (38 games)

Career
1,076—Bobby Hurley, Duke, 1990-93 (140 games)

AVERAGE PER GAME

Season
13.3—Avery Johnson, Southern U., 1988 (399 in 30)

Career
(Min. 600) 12.0—Avery Johnson, Southern U., 1987-88 (732 in 61)
(4 yrs.) 8.4—Chris Corchiani, North Carolina St., 1988-91 (1,038 in 124)

Blocked Shots

BLOCKED SHOTS

Game
14—David Robinson, Navy vs. UNC Wilmington, Jan. 4, 1986; Shawn Bradley, Brigham Young vs. Eastern Ky., Dec. 7, 1990; Roy Rogers, Alabama vs. Georgia, Feb. 10, 1996; Loren Woods, Arizona vs. Oregon, Feb. 3, 2000

Season
207—David Robinson, Navy, 1986 (35 games)

Career
535—Wojciech Myrda, La.-Monroe, 1999-2002 (115 games)

AVERAGE PER GAME

Season
6.4—Adonal Foyle, Colgate, 1997 (180 in 28)

Career
(Min. 225) 5.9—Keith Closs, Central Conn. St., 1995-96 (317 in 54)
(4 yrs.) 4.7—Wojciech Myrda, La.-Monroe, 1999-2002 (535 in 115)

Steals

STEALS

Game
13—Mookie Blaylock, Oklahoma vs. Centenary (La.), Dec. 12, 1987; and vs. Loyola Marymount, Dec. 17, 1988

Season

160—Desmond Cambridge, Alabama A&M, 2002 (29 games)

Career

385—John Linehan, Providence, 1998-2002 (122 games)

AVERAGE PER GAME

Season
5.5—Desmond Cambridge, Alabama A&M, 2002 (160 in 29)

Career

(Min. 225) 3.9—Desmond Cambridge, Alabama A&M, 1999-2002 (330 in 84)
(4 yrs.) 3.2—Eric Murdock, Providence, 1988-91 (376 in 117)

Fouls

SHORTEST PLAYING TIME BEFORE BEING DISQUALIFIED

Game

1:11—Ben Wardrop, San Diego St. vs. Colorado St., Jan. 24, 2004

Games

GAMES PLAYED (SINCE 1947-48)

Season

40—Mark Alarie, Tommy Amaker, Johnny Dawkins, Danny Ferry and Billy King, Duke, 1986; Larry Johnson, UNLV, 1990; Anthony Epps, Jamaal Magloire, Ron Mercer and Wayne Turner, Kentucky, 1997

CAREER

151—Wayne Turner, Kentucky, 1996-99

General

ACHIEVED 2,000 POINTS AND 2,000 REBOUNDS

Career

Tom Gola, La Salle, 1952-55 (2,462 points and 2,201 rebounds)
Joe Holup, George Washington, 1953-56 (2,226 points and 2,030 rebounds)

AVERAGED 20 POINTS AND 20 REBOUNDS

Career

Bill Russell, San Francisco, 1954-56 (20.7 points and 20.3 rebounds)
Paul Silas, Creighton, 1962-64 (20.5 points and 21.6 rebounds)
Julius Erving, Massachusetts, 1970-71 (26.3 points and 20.2 rebounds)
Artis Gilmore, Jacksonville, 1970-71 (24.3 points and 22.7 rebounds)
Kermit Washington, American, 1971-73 (20.1 points and 20.2 rebounds)

Team Records

Note: Where records involve both teams, each team must be an NCAA Division I member institution.

SINGLE-GAME RECORDS

Scoring

POINTS

186—Loyola Marymount vs. U.S. Int'l (140), Jan. 5, 1989

POINTS BY LOSING TEAM

150—U.S. Int'l vs. Loyola Marymount (181), Jan. 31, 1989

POINTS, BOTH TEAMS

331—Loyola Marymount (181) vs. U.S. Int'l (150), Jan. 31, 1989

MARGIN OF VICTORY

117—Long Island (179) vs. Medgar Evers (62), Nov. 26, 1997

MARGIN OF VICTORY VS. DIVISION I OPPONENT

91—Tulsa (141) vs. Prairie View (50), Dec. 7, 1995

POINTS IN A HALF

98—Long Island vs. Medgar Evers, Nov. 26, 1997 (2nd)

POINTS IN A HALF VS. DIVISION I OPPONENT

97—Oklahoma vs. U.S. Int'l, Nov. 29, 1989 (1st)

POINTS IN A HALF, BOTH TEAMS

172—Loyola Marymount (86) vs. Gonzaga (86), Feb. 18, 1989 (2nd)

LEAD BEFORE OPPONENT SCORES AT START OF A GAME

34—Seton Hall vs. Kean, Nov. 29, 1998

LEAD BEFORE DIVISION I OPPONENT SCORES AT START OF A GAME

32—Connecticut vs. New Hampshire, Dec. 12, 1990

DEFICIT OVERCOME TO WIN GAME

32—Duke (74) vs. Tulane (72), Dec. 30, 1950 (trailed 22-54 with 2:00 left in the first half)

SECOND-HALF DEFICIT OVERCOME TO WIN GAME

31—Duke (74) vs. Tulane (72), Dec. 30, 1950 (trailed 27-58 with 19:00 left in the second half); Kentucky (99) vs. LSU (95), Feb. 15, 1994 (trailed 37-68 with 15:34 left in the second half)

HALFTIME DEFICIT OVERCOME TO WIN GAME

29—Duke (74) vs. Tulane (72), Dec. 30, 1950 (trailed 27-56 at halftime)

DEFICIT BEFORE SCORING OVERCOME TO WIN GAME

28—New Mexico St. (117) vs. Bradley (109), Jan. 27, 1977 (trailed 0-28 with 13:49 left in first half)

Field Goals

FIELD GOALS

76—Long Island vs. Medgar Evers, Nov. 26, 1997 (124 attempts)

FIELD GOALS VS. DIVISION I OPPONENT

74—Houston vs. Valparaiso, Feb. 24, 1968 (112 attempts)

FIELD GOALS, BOTH TEAMS

130—Loyola Marymount (67) vs. U.S. Int'l (63), Jan. 31, 1989

FIELD GOALS IN A HALF

42—Oklahoma vs. U.S. Int'l, Nov. 29, 1989 (90 attempts) (1st half)

FIELD-GOAL ATTEMPTS

147—Oklahoma vs. U.S. Int'l, Nov. 29, 1989 (70 made)

FIELD-GOAL ATTEMPTS, BOTH TEAMS

245—Loyola Marymount (124) vs. U.S. Int'l (121), Jan. 7, 1989

FIELD-GOAL ATTEMPTS IN A HALF

90—Oklahoma vs. U.S. Int'l, Nov. 29, 1989 (42 made) (1st half)

FIELD-GOAL PERCENTAGE

(Min. 15 made) 83.3%—Maryland vs. South Carolina, Jan. 9, 1971 (15 of 18)

(Min. 30 made) 81.4%—New Mexico vs. Oregon St., Nov. 30, 1985 (35 of 43)

FIELD-GOAL PERCENTAGE, HALF

94.1%—North Carolina vs. Virginia, Jan. 7, 1978 (16 of 17) (2nd half)

Three-Point Field Goals

THREE-POINT FIELD GOALS

28—Troy St. vs. George Mason, Dec. 10, 1994 (74 attempts)

THREE-POINT FIELD GOALS, BOTH TEAMS

44—Troy St. (28) vs. George Mason (16), Dec. 10, 1994

CONSECUTIVE THREE-POINT FIELD GOALS MADE WITHOUT A MISS

11—Niagara vs. Siena, Jan. 7, 1987; Eastern Ky. vs. UNC Asheville, Jan. 14, 1987

THREE-POINT FIELD-GOAL ATTEMPTS WITHOUT MAKING ONE

22—Canisius vs. St. Bonaventure, Jan. 21, 1995

NUMBER OF DIFFERENT PLAYERS TO SCORE A THREE-POINT FIELD GOAL, ONE TEAM

9—Dartmouth vs. Boston College, Nov. 30, 1993

THREE-POINT FIELD-GOAL ATTEMPTS

74—Troy St. vs. George Mason, Dec. 10, 1994 (28 made)

THREE-POINT FIELD-GOAL ATTEMPTS, BOTH TEAMS

108—Troy St. (74) vs. George Mason (34), Dec. 10, 1994

THREE-POINT FIELD-GOAL PERCENTAGE

(Min. 10 made) 91.7%—Drexel vs. Delaware, Dec. 3, 2000 (11 of 12)

(Min. 15 made) 83.3%—Eastern Ky. vs. UNC Asheville, Jan. 14, 1987 (15 of 18)

THREE-POINT FIELD-GOAL PERCENTAGE, BOTH TEAMS

(Min. 10 made) 83.3%—Lafayette (7 of 8) vs. Marist (3 of 4), Dec. 6, 1986 (10 of 12)

(Min. 15 made) 76.2%—Florida (10 of 14) vs. California (6 of 7), Dec. 27, 1986 (16 of 21)

(Min. 20 made) 72.4%—Princeton (12 of 15) vs. Brown (9 of 14), Feb. 20, 1988 (21 of 29)

Free Throws

FREE THROWS MADE

56—TCU vs. Eastern Mich., Dec. 21, 1999 (70 attempts)

FREE THROWS MADE, BOTH TEAMS

88—Morehead St. (53) vs. Cincinnati (35), Feb. 11, 1956 (111 attempts)

FREE-THROW ATTEMPTS

79—Northern Ariz. vs. Arizona, Jan. 26, 1953 (46 made)

FREE THROWS, BOTH TEAMS

130—Northern Ariz. (79) vs. Arizona (51), Jan. 26, 1953 (78 made)

FREE-THROW PERCENTAGE

(Min. 32 made) 100.0%—UC Irvine vs. Pacific, Feb. 21, 1981 (34 of 34); Samford vs. UCF, Dec. 20, 1990 (34 of 34)

(Min. 35 made) 97.2%—Vanderbilt vs. Mississippi St., Feb. 26, 1986 (35 of 36); Butler vs. Dayton, Feb. 21, 1991 (35 of 36); Marquette vs. Memphis, Jan. 23, 1993 (35 of 36)

(Min. 40 made) 95.5%—UNLV vs. San Diego St., Dec. 11, 1976 (42 of 44)

FREE-THROW PERCENTAGE, BOTH TEAMS

100%—Purdue (25 of 25) vs. Wisconsin (22 of 22), Feb. 7, 1976 (47 of 47)

Rebounds

REBOUNDS

108—Kentucky vs. Mississippi, Feb. 8, 1964

REBOUNDS, BOTH TEAMS

152—Indiana (95) vs. Michigan (57), March 11, 1961

REBOUND MARGIN

84—Arizona (102) vs. Northern Ariz. (18), Jan. 6, 1951

Assists

ASSISTS (INCLUDING OVERTIMES)

44—Colorado vs. George Mason, Dec. 2, 1995 (ot)

ASSISTS (REGULATION)

43—TCU vs. Central Okla., Dec. 12, 1998.

ASSISTS, BOTH TEAMS (INCLUDING OVERTIMES)

67—Colorado (44) vs. George Mason (23), Dec. 2, 1995 (ot)

ASSISTS, BOTH TEAMS (REGULATION)

65—Dayton (34) vs. UCF (31), Dec. 3, 1988

Blocked Shots

BLOCKED SHOTS

21—Georgetown vs. Southern (N.O.), Dec. 1, 1993

BLOCKED SHOTS, BOTH TEAMS

29—Rider (17) vs. Fairleigh Dickinson (12), Jan. 9, 1989

Steals

STEALS

39—Long Island vs. Medgar Evers, Nov. 26, 1997

STEALS VS. DIVISION I OPPONENT

34—Oklahoma vs. Centenary (La.), Dec. 12, 1987

STEALS, BOTH TEAMS

44—Oklahoma (34) vs. Centenary (La.) (10), Dec. 12, 1987

Fouls

FOULS

50—Arizona vs. Northern Ariz., Jan. 26, 1953

FOULS, BOTH TEAMS

84—Arizona (50) vs. Northern Ariz. (34), Jan. 26, 1953

PLAYERS DISQUALIFIED

8—St. Joseph's vs. Xavier, Jan. 10, 1976

PLAYERS DISQUALIFIED, BOTH TEAMS

12—UNLV (6) vs. Hawaii (6), Jan. 19, 1979 (ot); Arizona (7) vs. West Tex. A&M (5), Feb. 14, 1952

Defense**FEWEST POINTS ALLOWED****(Since 1938)**

6—Tennessee (11) vs. Temple, Dec. 15, 1973; Kentucky (75) vs. Arkansas St., Jan. 8, 1945

FEWEST POINTS ALLOWED**(Since 1986)**

21—Coastal Caro. (61) vs. Georgia So., Jan. 2, 1997

FEWEST POINTS, BOTH TEAMS**(Since 1938)**

17—Tennessee (11) vs. Temple (6), Dec. 15, 1973

FEWEST POINTS, BOTH TEAMS**(Since 1986)**

67—Southern Methodist (36) vs. Texas-Arlington (31), Dec. 16, 1989; Wis.-Green Bay (46) vs. Northern Mich. (21), Nov. 22, 1996

FEWEST FIELD GOALS (SINCE 1938)

2—Duke vs. North Carolina St., March 8, 1968 (11 attempts); Arkansas St. vs. Kentucky, Jan. 8, 1945

FEWEST FIELD-GOAL ATTEMPTS (SINCE 1938)

9—Pittsburgh vs. Penn St., March 1, 1952 (3 made)

LOWEST FIELD-GOAL PERCENTAGE (SINCE 1986)

13.3%—Miami (Ohio) vs. Dayton, Dec. 29, 2001 (8 of 60)

LOWEST FIELD-GOAL PERCENTAGE IN A HALF

9.1%—Miami (Ohio) vs. Dayton, Dec. 29, 2001 (8 of 60) (1st half)

FEWEST THREE-POINT FIELD GOALS MADE

0—Many teams

FEWEST THREE-POINT FIELD-GOAL ATTEMPTS

0—Many teams

FEWEST FREE THROWS MADE

0—Many teams

FEWEST FREE-THROW ATTEMPTS

0—Many teams

Overtimes**OVERTIME PERIODS**

7—Cincinnati (75) vs. Bradley (73), Dec. 21, 1981

POINTS IN ONE OVERTIME PERIOD

26—Vermont vs. Hartford, Jan. 24, 1998

POINTS IN ONE OVERTIME PERIOD, BOTH TEAMS

45—Va. Commonwealth (23) vs. Texas A&M (22), Dec. 2, 2000

POINTS IN OVERTIME PERIODS

49—Middle Tenn. vs. Tennessee Tech, Feb. 12, 2000 (4 ot)

POINTS IN OVERTIME PERIODS, BOTH TEAMS

94—Middle Tenn. (49) vs. Tennessee Tech (45), Feb. 12, 2000 (4 ot)

WINNING MARGIN IN OVERTIME GAME

21—Nicholls St. (86) vs. Sam Houston St. (65), Feb. 4, 1999 (23-2 in the ot)

SEASON RECORDS**Scoring****POINTS**

4,012—Oklahoma, 1988 (39 games)

POINTS PER GAME

122.4—Loyola Marymount, 1990 (3,918 in 32)

SCORING MARGIN AVERAGE

30.3—UCLA, 1972 (94.6 offense, 64.3 defense)

GAMES AT LEAST 100 POINTS

28—Loyola Marymount, 1990

CONSECUTIVE GAMES AT LEAST 100 POINTS

12—UNLV, 1977; Loyola Marymount, 1990

Field Goals**FIELD GOALS**

1,533—Oklahoma, 1988 (3,094 attempts)

FIELD GOALS PER GAME

46.3—UNLV, 1976 (1,436 in 31)

FIELD-GOAL ATTEMPTS

3,094—Oklahoma, 1988 (1,533 made)

FIELD-GOAL ATTEMPTS PER GAME

98.5—Oral Roberts, 1973 (2,659 in 27)

FIELD-GOAL PERCENTAGE

57.2%—Missouri, 1980 (936 of 1,635)

Three-Point Field Goals**THREE-POINT FIELD GOALS**

407—Duke, 2001 (1,057 attempts)

THREE-POINT FIELD GOALS PER GAME

11.7—Troy St., 2004 (364 in 31)

THREE-POINT FIELD-GOAL ATTEMPTS

1,057—Duke, 2001 (407 made)

THREE-POINT FIELD-GOAL ATTEMPTS PER GAME

34.0—Mississippi Val., 1997 (985 in 29)

THREE-POINT FIELD-GOAL PERCENTAGE

(Min. 100 made) 50.8%—Indiana, 1987 (130 of 256)

(Min. 150 made) 50.0%—Mississippi Val., 1987 (161 of 322)

(Min. 200 made) 49.2%—Princeton, 1988 (211 of 429)

CONSECUTIVE GAMES SCORING A THREE-POINT FIELD GOAL (MULTIPLE SEASONS)

570—UNLV, Nov. 26, 1986, to present

Free Throws**FREE THROWS MADE**

865—Bradley, 1954 (1,263 attempts)

FREE THROWS MADE PER GAME

28.9—Morehead St., 1956 (838 in 29)

CONSECUTIVE FREE THROWS MADE

49—Indiana St., 1991 (during two games, Feb. 13-18)

FREE THROWS

1,263—Bradley, 1954 (865 made)

FREE-THROW ATTEMPTS PER GAME

41.0—Bradley, 1953 (1,107 in 27)

FREE-THROW PERCENTAGE

82.2%—Harvard, 1984 (535 of 651)

Rebounds**REBOUNDS**

2,109—Kentucky, 1951 (34 games)

REBOUNDS PER GAME

70.0—Connecticut, 1955 (1,751 in 25)

REBOUND MARGIN AVERAGE

25.0—Morehead St., 1957 (64.3 offense, 39.3 defense)

(Since 1973) 18.5—Manhattan, 1973 (56.5, 38.0)

Assists**ASSISTS**

926—UNLV, 1990 (40 games)

ASSISTS PER GAME

24.7—UNLV, 1991 (863 in 35)

Blocked Shots**BLOCKED SHOTS**

315—Connecticut, 2004 (39 games)

BLOCKED SHOTS PER GAME

9.1—Georgetown, 1989 (309 in 34)

Steals**STEALS**

486—Oklahoma, 1988 (39 games)

STEALS PER GAME

14.9—Long Island, 1998 (478 in 32)

Fouls**FOULS**

966—Providence, 1987 (34 games)

FOULS PER GAME

29.3—Indiana, 1952 (644 in 22)

FEWEST FOULS

253—Air Force, 1962 (23 games)

FEWEST FOULS PER GAME

11.0—Air Force, 1962 (253 in 23)

Defense**LOWEST SCORING AVERAGE PER GAME ALLOWED (SINCE 1982)**

(Since 1938) 25.7—Oklahoma St., 1939 (693 in 27)

(Since 1948) 32.5—Oklahoma St., 1948 (1,006 in 31)

(Since 1965) 47.1—Fresno St., 1982 (1,412 in 30)

Lowest Field-Goal Percentage Allowed

(Since 1978) 35.2—Stanford, 2000 (667 of 1,893)

Overtimes**OVERTIME GAMES**

8—Western Ky., 1978 (won 5, lost 3); Portland, 1984 (won 4, lost 4); Valparaiso, 1993 (won 4, lost 4)

CONSECUTIVE OVERTIME GAMES

4—Jacksonville, 1982 (won 3, lost 1); Illinois St., 1985 (won 3, lost 1); Dayton, 1988 (won 1, lost 3)

OVERTIME WINS

6—Chattanooga, 1989 (6-0); Wake Forest, 1984 (6-1)

OVERTIME HOME WINS

5—Cincinnati, 1967 (5-0)

OVERTIME ROAD WINS

4—Delaware, 1973 (4-0); Arizona St., 1981 (4-0); Cal St. Fullerton, 1989 (4-0); New Mexico St., 1994 (4-0)

OVERTIME PERIODS

14—Bradley, 1982 (3-3)

CONSECUTIVE OVERTIME WINS—ALL-TIME

11—Louisville, Feb. 10, 1968-March 29, 1975;

Massachusetts, March 21, 1991-Feb. 28, 1996;

Virginia, Dec. 5, 1991-Feb. 8, 1996

General Records

GAMES IN A SEASON

45—Oregon, 1945 (30-15)

GAMES IN A SEASON (SINCE 1948)

40—Duke, 1986 (37-3); UNLV, 1990 (35-5); Kentucky, 1997 (35-5)

VICTORIES IN A SEASON

37—Duke, 1986 (37-3) & 1999 (37-2); UNLV, 1987 (37-2)

VICTORIES IN A PERFECT SEASON

32—North Carolina, 1957; Indiana, 1976

VICTORIES IN FIRST SEASON IN DIVISION I

29—Seattle, 1953 (29-4)

WON-LOST PERCENTAGE IN FIRST SEASON IN DIVISION I

.931—Md.-East. Shore, 1974 (27-2)

MOST-IMPROVED TEAM FROM ONE SEASON TO THE NEXT

17 games—Mercer, 2003 (from 6-23 to 23-6); UTEP, 2004 (from 6-24 to 24-8)

CONSECUTIVE VICTORIES IN A SEASON

34—UNLV, 1991 (34-1)

CONSECUTIVE VICTORIES

88—UCLA, from Jan. 30, 1971, through Jan. 17, 1974 (ended Jan. 19, 1974, at Notre Dame, 71-70; last UCLA defeat before streak also came at Notre Dame, 89-82)

CONSECUTIVE HOME-COURT VICTORIES

129—Kentucky, from Jan. 4, 1943, to Jan. 8, 1955 (ended by Georgia Tech, 59-58)

CONSECUTIVE REGULAR-SEASON VICTORIES (NATIONAL POSTSEASON TOURNAMENTS NOT INCLUDED)

76—UCLA, 1971-74

DEFEATS IN A SEASON

30—Grambling, 2000 (1-30)

CONSECUTIVE DEFEATS IN A SEASON

28—Prairie View, 1992 (0-28)

CONSECUTIVE DEFEATS

34—Sacramento St., from Dec. 22, 1997, to Jan. 27, 1999

CONSECUTIVE HOME-COURT DEFEATS

32—New Hampshire, from Feb. 9, 1988, to Feb. 2, 1991 (ended vs. Holy Cross, 72-56)

CONSECUTIVE ROAD DEFEATS (INCLUDING ONLY GAMES AT THE OPPONENTS' HOME SITES)

64—Tex.-Pan American, from Nov. 25, 1995, to Jan. 8, 2000 (ended vs. Oral Roberts, 79-62)

CONSECUTIVE NON-HOME DEFEATS (INCLUDING GAMES AT THE OPPONENTS' HOME SITES AND AT NEUTRAL SITES)

56—Sacramento St., from Nov. 22, 1991, to Jan. 5, 1995 [ended at Loyola (Ill.), 68-56]

CONSECUTIVE 30-WIN SEASONS

3—Kentucky, 1947-49 and 1996-98

CURRENT CONSECUTIVE 30-WIN SEASONS

1—six teams tied, 2004

CONSECUTIVE 25-WIN SEASONS

10—UCLA, 1967-76; UNLV, 1983-92

CURRENT CONSECUTIVE 25-WIN SEASONS

7—Duke, 1998-2004

CONSECUTIVE 20-WIN SEASONS

31—North Carolina, 1971-2001

CURRENT CONSECUTIVE 20-WIN SEASONS

17—Arizona, 1988-2004

CONSECUTIVE WINNING SEASONS

54—UCLA, 1949-2002

CURRENT CONSECUTIVE WINNING SEASONS

34—Syracuse, 1971-2004

CONSECUTIVE NON-LOSING SEASONS (INCLUDES .500 RECORD)

60—Kentucky, 1928-52, 54-88# (2 .500 seasons)

#Kentucky did not play basketball during the 1953 season.

CONSECUTIVE NON-LOSING SEASONS (INCLUDES .500 RECORD)-CURRENT

35—Syracuse, 1970-2004 (one .500 season)

UNBEATEN TEAMS (SINCE 1938; NUMBER OF VICTORIES IN PARENTHESIS)

1939 Long Island (24)†
1940 Seton Hall (19)††
1944 Army (15)††
1954 Kentucky (25)††
1956 San Francisco (29)*
1957 North Carolina (32)*
1964 UCLA (30)*
1967 UCLA (30)*
1972 UCLA (30)*
1973 UCLA (30)*
1973 North Carolina St. (27)††
1976 Indiana (32)*

*NCAA champion; †NIT champion; ††not in either tournament

UNBEATEN IN REGULAR SEASON BUT LOST IN NCAA (*) OR NIT (†)

1939 Loyola (Ill.) (20; 21-1)†
1941 Seton Hall (19; 20-2)†
1951 Columbia (21; 21-1)*
1961 Ohio St. (24; 27-1)*
1968 Houston (28; 31-2)*
1968 St. Bonaventure (22; 23-2)*
1971 Marquette (26; 28-1)*
1971 Pennsylvania (26; 28-1)*
1975 Indiana (29; 31-1)*
1976 Rutgers (28; 31-2)*
1979 Indiana St. (27; 33-1)*
1979 Alcorn St. (25; 28-1)†
1991 UNLV (30; 34-1)*

30-GAME WINNERS (SINCE 1938)

37—Duke, 1986 & 1999; UNLV, 1987.

36—Kentucky, 1948.

35—Arizona, 1988; Duke, 2001; Georgetown, 1985; Kansas, 1986 & 1998; Kentucky, 1997 &

1998; Massachusetts, 1996; UNLV, 1990; Oklahoma, 1988.

34—Arkansas, 1991; Connecticut, 1999; Duke, 1992; Georgetown, 1984; Kansas, 1997; Kentucky, 1947 & 1996; UNLV, 1991; North Carolina, 1993 & 1998.

33—Connecticut, 2004; Indiana St., 1979; Louisville, 1980; Michigan St., 1999; UNLV, 1986.

32—Arkansas, 1978 & 1995; Bradley, 1950, 1951 & 1986; Connecticut, 1996 & 1998; Duke, 1991 & 1998; Houston, 1984; Indiana, 1976; Iowa St., 2000; Kentucky, 1949, 1951, 1986 & 2003; Louisville, 1983 & 1986; Marshall, 1947; Maryland, 2002; Michigan St., 2000; North Carolina, 1957, 1982 & 1987; Temple, 1987 & 1988; Tulsa, 2000.

31—Arkansas, 1994; Cincinnati, 2002; Connecticut, 1990; Duke, 2002 & 2004; Houston, 1968 & 1983; Illinois, 1989; Indiana, 1975 & 1993; LSU, 1981; Memphis, 1985; Michigan, 1993; Minnesota, 1997; Oklahoma, 1985 & 2002; Oklahoma St., 1946 & 2004; Pittsburgh, 2004; Rutgers, 1976; St. John's (N.Y.), 1985 & 1986; Seton Hall, 1953 & 1989; Stanford, 2001; Syracuse, 1987; UCLA, 1995; Wyoming, 1943.

30—Arizona, 1998; Arkansas, 1990; California, 1946; Georgetown, 1982; Indiana, 1987; Iowa, 1987; Kansas, 1990 & 2003; Kentucky, 1978 & 1993; La Salle, 1990; Massachusetts, 1992; Michigan, 1989; Navy, 1986; North Carolina, 1946; North Carolina St., 1951 & 1974; Oklahoma, 1989; Oregon, 1945; St. Joseph's, 2004; Stanford 1998 & 2004; Syracuse, 1989 & 2003; Texas Tech, 1996; UCLA, 1964, 1967, 1972 & 1973; Utah, 1991 & 1998; Virginia, 1982; Western Ky., 1938.

34—Arkansas, 1991; Connecticut, 1999; Duke, 1992; Georgetown, 1984; Kansas, 1997; Kentucky, 1947 & 1996; UNLV, 1991; North Carolina, 1993 & 1998.

33—Indiana St., 1979; Louisville, 1980; Michigan St., 1999; UNLV, 1986.

32—Arkansas, 1978 & 1995; Bradley, 1950, 1951 & 1986; Connecticut, 1996 & 1998; Duke, 1991 & 1998; Houston, 1984; Indiana, 1976; Iowa St., 2000; Kentucky, 1949, 1951, 1986 & 2003; Louisville, 1983 & 1986; Marshall, 1947; Maryland, 2002; Michigan St., 2000; North Carolina, 1957, 1982 & 1987; Temple, 1987 & 1988; Tulsa, 2000.

31—Arkansas, 1994; Cincinnati, 2002; Connecticut, 1990; Duke, 2002; Houston, 1968 & 1983; Illinois, 1989; Indiana, 1975 & 1993; LSU, 1981; Memphis, 1985; Michigan, 1993; Minnesota, 1997; Oklahoma, 1985 & 2002; Oklahoma St., 1946; Rutgers, 1976; St. John's (N.Y.), 1985 & 1986; Seton Hall, 1953 & 1989; Stanford, 2001; Syracuse, 1987; UCLA, 1995; Wyoming, 1943.

30—Arizona, 1998; Arkansas, 1990; California, 1946; Georgetown, 1982; Indiana, 1987; Iowa, 1987; Kansas, 1990 & 2003; Kentucky, 1978 & 1993; La Salle, 1990; Massachusetts, 1992; Michigan, 1989; Navy, 1986; North Carolina, 1946; North Carolina St., 1951 & 1974; Oklahoma, 1989; Oregon, 1945; St. Joseph's, 2004; Stanford 1998 & 2004; Syracuse, 1989 & 2003; Texas Tech, 1996; UCLA, 1964, 1967, 1972 & 1973; Utah, 1991 & 1998; Virginia, 1982; Western Ky., 1938.

All-Time Individual Leaders

Single-Game Records

SCORING HIGHS VS. DIVISION I OPPONENT

Pts.	Player, Team vs. Opponent	Date
72	Kevin Bradshaw, U.S. Int'l vs. Loyola Marymount	Jan. 5, 1991
69	Pete Maravich, LSU vs. Alabama	Feb. 7, 1970
68	Calvin Murphy, Niagara vs. Syracuse	Dec. 7, 1968
66	Jay Handlan, Wash. & Lee vs. Furman	Feb. 17, 1951
66	Pete Maravich, LSU vs. Tulane	Feb. 10, 1969
66	Anthony Roberts, Oral Roberts vs. N.C. A&T	Feb. 19, 1977
65	Anthony Roberts, Oral Roberts vs. Oregon	Mar. 9, 1977
65	Scott Haffner, Evansville vs. Dayton	Feb. 18, 1989
64	Pete Maravich, LSU vs. Kentucky	Feb. 21, 1970
63	Johnny Neumann, Mississippi vs. LSU	Jan. 30, 1971

Pts.	Player, Team vs. Opponent	Date
63	Hersey Hawkins, Bradley vs. Detroit	Feb. 22, 1988
62	Darrell Floyd, Furman vs. Citadel	Jan. 14, 1956
62	Oscar Robertson, Cincinnati vs. North Texas	Feb. 6, 1960
62	Askia Jones, Kansas St. vs. Fresno St.	Mar. 24, 1994
61	Lew Alcindor, UCLA vs. Washington St.	Feb. 25, 1967
61	Pete Maravich, LSU vs. Vanderbilt	Dec. 11, 1969
61	Rick Mount, Purdue vs. Iowa	Feb. 28, 1970
61	Austin Carr, Notre Dame vs. Ohio	Mar. 7, 1970
61	Wayman Tisdale, Oklahoma vs. Texas-San Antonio	Dec. 28, 1983
61	Eddie House, Arizona St. vs. California (2 of)	Jan. 8, 2000
60	Elgin Baylor, Seattle vs. Portland	Jan. 30, 1958
60	Billy McGill, Utah vs. Brigham Young	Feb. 24, 1962
60	John Mengelt, Auburn vs. Alabama	Feb. 14, 1970
60	Johnny Neumann, Mississippi vs. Baylor	Dec. 29, 1970
59	Pete Maravich, LSU vs. Alabama	Feb. 17, 1968

Pts.	Player, Team vs. Opponent	Date
59	Ernie Fleming, Jacksonville vs. St. Peter's	Jan. 29, 1972
59	Kevin Bradshaw, U.S. Int'l vs. Florida Int'l	Jan. 14, 1991

SCORING HIGHS VS. NON-DIVISION I OPPONENT

Pts.	Player, Team vs. Opponent	Date
100	Frank Selvy, Furman vs. Newberry	Feb. 13, 1954
85	Paul Arizin, Villanova vs. Philadelphia NAMC	Feb. 12, 1949
81	Freeman Williams, Portland St. vs. Rocky Mountain	Feb. 3, 1978
73	Bill Mlkvy, Temple vs. Wilkes	Mar. 3, 1951
71	Freeman Williams, Portland St. vs. Southern Ore.	Feb. 9, 1977
67	Darrell Floyd, Furman vs. Morehead St.	Jan. 22, 1955
66	Freeman Williams, Portland St. vs. George Fox	Jan. 13, 1978
65	Bob Zawoluk, St. John's (N.Y.) vs. St. Peter's	Mar. 30, 1950
63	Sherman White, Long Island vs. John Marshall	Feb. 1950
63	Frank Selvy, Furman vs. Mercer	Feb. 11, 1953
62	Elvin Hayes, Houston vs. Valparaiso	Feb. 24, 1968
61	Matt Teahan, Denver vs. Neb. Wesleyan	Feb. 26, 1979
60	Bob Pettit, LSU vs. Louisiana College	Dec. 7, 1953
60	Harry Kelly, Texas Southern vs. Jarvis Christian	Feb. 23, 1983
60	Dave Jamerson, Ohio vs. Col. of Charleston	Dec. 21, 1989
59	Rick Barry, Miami (Fla.) vs. Rollins	1965
58	Frank Selvy, Furman vs. Wofford	Feb. 23, 1954
57	David Thompson, North Carolina St. vs. Buffalo St.	Dec. 5, 1974
57	Calvin Murphy, Niagara vs. Villa Madonna	Dec. 6, 1967
56	Stan Davis, Appalachian St. vs. Carson-Newman	Jan. 24, 1974
56	Tim Roberts, Southern U. vs. Faith Baptist	Dec. 12, 1994
55	Rick Barry, Miami (Fla.) vs. Tampa	1965
55	Elvin Hayes, Houston vs. Texas St.	Feb. 12, 1966
55	Wayman Tisdale, Oklahoma vs. Texas St.	Dec. 10, 1984
54	Rick Barry, Miami (Fla.) vs. Florida Southern	1965

FIELD-GOAL PERCENTAGE


(Minimum 12 field goals made)

Pct.	Player, Team vs. Opponent (FG-FGA)	Date
100	Clifford Rozier, Louisville vs. Eastern Ky. (15 of 15)	Dec. 11, 1993
100	Dan Henderson, Arkansas St. vs. Ga. Southern (14 of 14)	Feb. 26, 1976
100	Cornelius Holden, Louisville vs. Southern Miss. (14 of 14)	Mar. 3, 1990
100	Dana Jones, Pepperdine vs. Boise St. (14 of 14)	Nov. 30, 1991
100	Ted Guzek, Butler vs. Michigan (13 of 13)	Dec. 15, 1956
100	Rick Dean, Syracuse vs. Colgate (13 of 13)	Feb. 14, 1966
100	Gary Lechman, Gonzaga vs. Portland St. (13 of 13)	Jan. 21, 1967
100	Kevin King, Charlotte vs. South Ala. (13 of 13)	Feb. 20, 1978
100	Vernon Smith, Texas A&M vs. Alas. Anchorage (13 of 13)	Nov. 26, 1978
100	Steve Johnson, Oregon St. vs. Hawaii-Hilo (13 of 13)	Dec. 5, 1979
100	Antoine Carr, Wichita St. vs. Abilene Christian (13 of 13)	Nov. 28, 1980
100	Doug Hashley, Montana St. vs. Idaho St. (13 of 13)	Feb. 5, 1982
100	Brad Daugherty, North Carolina vs. UCLA (13 of 13)	Nov. 24, 1985
100	Ricky Butler, UC Irvine vs. Cal St. Fullerton (13 of 13)	Feb. 21, 1991
100	Rafael Solis, Brooklyn vs. Wagner (13 of 13)	Dec. 11, 1991
100	Ben Handlogten, Western Mich. vs. Toledo (13 of 13)	Jan. 27, 1996
100	Mate Milisa, Long Beach St. vs. Cal St. Monterey (13 of 13)	Dec. 22, 1999
100	Leon Roberts, Northern Ill. vs. Rockford (13 of 13)	Dec. 6, 2000
100	Calvin Ento, Montana St. vs. Dickinson St. (13 of 13)	Dec. 10, 2002
100	21 tied (12 of 12)	

THREE-POINT FIELD GOALS MADE

3FG	Player, Team vs. Opponent	Date
15	Keith Venev, Marshall vs. Morehead St.	Dec. 14, 1996
14	Dave Jamerson, Ohio vs. Col. of Charleston	Dec. 21, 1989
14	Askia Jones, Kansas St. vs. Fresno St.	Mar. 24, 1994
14	Ronald Blackshear, Marshall vs. Akron	Mar. 1, 2002
12	Gary Bossert, Niagara vs. Siena	Jan. 7, 1987
12	Darrin Fitzgerald, Butler vs. Detroit	Feb. 9, 1987
12	Alex Dillard, Arkansas vs. Delaware St.	Dec. 11, 1993
12	Mitch Taylor, Southern U. vs. La. Christian	Dec. 1, 1994
12	David McMahan, Winthrop vs. Coastal Caro.	Jan. 15, 1996
12	Clarence Gilbert, Missouri vs. Colorado	Feb. 23, 2002
12	Terrence Woods, Florida A&M vs. Coppin St.	Mar. 1, 2003
11	Jeff Hodson, Augusta St. vs. Armstrong Atlantic	Jan. 28, 1986
11	Dennis Scott, Georgia Tech vs. Houston	Dec. 28, 1988
11	Scott Haffner, Evansville vs. Dayton	Feb. 18, 1989
11	Bobby Phills, Southern U. vs. Alcorn St.	Feb. 3, 1990
11	Dave Jamerson, Ohio vs. Kent St.	Feb. 24, 1990
11	Jeff Fryer, Loyola Marymount vs. Michigan	Mar. 18, 1990
11	Doug Day, Radford vs. Central Conn. St.	Dec. 12, 1990
11	Brent Price, Oklahoma vs. Loyola Marymount	Dec. 15, 1990
11	Bobby Phills, Southern U. vs. Manhattan	Dec. 28, 1990
11	Terry Brown, Kansas vs. North Carolina St.	Jan. 5, 1991
11	Marc Rybczyk, Central Conn. St. vs. Long Island	Nov. 26, 1991
11	Mark Alberts, Akron vs. Wright St.	Feb. 8, 1992
11	Mike Alcorn, Youngstown St. vs. Pitt.-Bradford	Feb. 24, 1992
11	Doug Day, Radford vs. Morgan St.	Dec. 9, 1992
11	Lindsey Hunter, Jackson St. vs. Kansas	Dec. 27, 1992
11	Keith Venev, Lamar vs. Prairie View	Feb. 2, 1993
11	Keith Venev, Lamar vs. Ark.-Little Rock	Feb. 11, 1993

3FG	Player, Team vs. Opponent	Date
11	Scott Neely, Campbell vs. Coastal Caro.	Jan. 29, 1994
11	Chris Brown, UC Irvine vs. New Mexico St.	Mar. 13, 1994
11	Randy Rutherford, Oklahoma St. vs. Kansas	Mar. 5, 1995
11	Troy Hudson, Southern Ill. vs. Hawaii-Hilo	Dec. 29, 1995
11	Seth Chadwick, Wofford vs. Mercer	Feb. 15, 1997
11	Cory Schwab, Northern Ariz. vs. Cal Poly	Dec. 2, 2000
11	Ron Williamson, Howard vs. Georgetown	Dec. 16, 2000
11	T.J. Sorrentine, Vermont vs. Northeastern	Jan. 17, 2002
11	Ron Williamson, Howard vs. N.C. A&T	Jan. 21, 2003
11	Terrence Woods, Florida A&M vs. N.C. A&T	Feb. 1, 2003
11	Kevin Bettencourt, Bucknell vs. St. Francis (Pa.)	Dec. 6, 2003
11	Earnest Crumbley, Fla. Atlantic vs. Campbell	Feb. 26, 2004



Florida Atlantic's Earnest Crumbley's 11 three-point field goals versus Campbell last season earned him a spot among the all-time individual leaders in three-point field goals made in a game.

Photo by Florida Atlantic Sports Information

THREE-POINT FIELD-GOAL PERCENTAGE

(Minimum 7 three-point field goals made)

Pct.	Player, Team vs. Opponent (3FG-FGA)	Date
100	Mark Poag, Old Dominion vs. VMI (9 of 9)	Nov. 25, 1997
100	Marcus Wilson, Evansville vs. Tenn.-Martin (9 of 9)	Nov. 18, 1998
100	Tomas Thompson, San Francisco vs. Loyola Marymount (8 of 8)	Mar. 7, 1992
100	Shawn Haughn, Dayton vs. St. Louis (8 of 8)	Feb. 13, 1994
100	James Singleton, Murray St. vs. Eastern Ill. (8 of 8)	Feb. 13, 2003
100	John Goldsberry, UNC Wilmington vs. Maryland (8 of 8)	Mar. 21, 2003
100	Doug D'Amore, Idaho St. vs. Montana (8 of 8)	Jan. 17, 2004
100	Kelvin Collins, La.-Monroe vs. Nevada (7 of 7)	Dec. 30, 1986
100	Wally Lancaster, Virginia Tech vs. San Francisco St. (7 of 7)	Jan. 3, 1987
100	Ramon Trice, St. Louis vs. Butler (7 of 7)	Feb. 16, 1987
100	Juan Sanchez, Temple vs. Rhode Island (7 of 7)	Feb. 16, 1997
100	DeMar Moore, Bowling Green vs. Western Mich. (7 of 7)	Jan. 3, 1998
100	Senque Carey, Washington vs. Old Dominion (7 of 7)	Dec. 4, 1999
100	Okechi Egbe, Tenn.-Martin vs. Bethel (7 of 7)	Nov. 20, 2000
100	Justin Brown, Montana St. vs. Western Ill. (7 of 7)	Dec. 6, 2000
100	Lionel Armstead, West Virginia vs. Ark.-Monticello (7 of 7)	Dec. 1, 2001
100	Bronski Dockery, St. Francis (N.Y.) vs. Central Conn. St. (7 of 7)	Dec. 3, 2001
100	Nick Moore, Toledo vs. Akron (7 of 7)	Feb. 13, 2002
100	Felton Freeman, Sam Houston St. vs. TCU (7 of 7)	Nov. 22, 2002
100	Matt Walsh, Florida vs. Miami (Fla.) (7 of 7)	Dec. 21, 2002
100	Ezra Williams, Georgia vs. LSU (7 of 7)	Jan. 5, 2003
100	Tyrone Green, N.C. A&T vs. N.C. Central (7 of 7)	Jan. 19, 2003
90.0	Jarminca Resse, Air Force vs. Doane (9 of 10)	Nov. 22, 1997
90.0	Cory Schwab, Northern Ariz. vs. Southern Ore. (9 of 10)	Dec. 28, 1999
90.0	Aki Palmer, Colorado St. vs. Michigan (9 of 10)	Jan. 2, 2000
90.0	Eric Perry, Oral Roberts vs. Chicago St. (9 of 10)	Feb. 3, 2000
90.0	Aaron Bond, Northern Ariz. vs. Tenn.-Martin (9 of 10)	Dec. 21, 2002
90.0	Jason Kapono, UCLA vs. Washington St. (9 of 10)	Jan. 4, 2003
90.0	Dewarick Spencer, Arkansas St. vs. Sam Houston St. (9 of 10)	Dec. 6, 2003

FREE-THROW PERCENTAGE

(Minimum 12 free throws made)

Pct.	Player, Team vs. Opponent (FT-FTA)	Date
100	Arlen Clark, Oklahoma St. vs. Colorado (24 of 24)	Mar. 7, 1959
100	York Laresse, North Carolina vs. Duke (21 of 21)	Dec. 29, 1959
100	Steve Nash, Santa Clara vs. St. Mary's (Cal.) (21 of 21)	Jan. 7, 1995
100	Paul Renfro, Texas-Arlington vs. Lafayette (20 of 20)	Feb. 11, 1979
100	Anthony Peeler, Missouri vs. Iowa St. (20 of 20)	Jan. 31, 1990
100	Donyell Marshall, Connecticut vs. St. John's (N.Y.)	Jan 15, 1994
100	Jeron Roberts, Wyoming vs. UTEP (20 of 20)	Feb. 7, 1998
100	Skip Chappelle, Maine vs. Massachusetts (19 of 19)	1961
100	Gene Phillips, Southern Methodist vs. Texas A&M (19 of 19)	Feb. 2, 1971

Pct.	Player, Team vs. Opponent (FT-FTA)	Date
100	Jim Kennedy, Missouri vs. Hawaii (19 of 19)	Dec. 22, 1975
100	Kevin Smith, Michigan St. vs. Indiana (19 of 19)	Jan. 7, 1982
100	Sidney Goodman, Coppin St. vs. N.C. A&T (19 of 19)	Feb. 18, 1995
100	Geno Ford, Ohio vs. Eastern Mich. (19 of 19)	Feb. 12, 1997
100	Eddie Benton, Vermont vs. New Hampshire (19 of 19)	Feb. 18, 1993
100	Tommy Boyer, Arkansas vs. Texas Tech (18 of 18)	Feb. 19, 1963
100	Ted Kitchel, Indiana vs. Illinois (18 of 18)	Jan. 10, 1981
100	Eric Rhodes, Stephen F. Austin vs. Texas St. (18 of 18)	Feb. 21, 1987
100	Todd Lichti, Stanford vs. UC Santa Barb. (18 of 18)	Dec. 28, 1987
100	Lionel Simmons, La Salle vs. American (18 of 18)	Feb. 2, 1988
100	Jeff Webster, Oklahoma vs. Southern Methodist (18 of 18)	Jan. 2, 1994
100	Anquell McCollum, Western Caro. vs. Marshall (18 of 18)	Feb. 5, 1996
100	Keith Van Horn, Utah vs. TCU (18 of 18)	Feb. 13, 1997
100	Edwin Young, Dayton vs. La.-Monroe (18 of 18)	Dec. 18, 1997
100	Rayford Young, Texas Tech vs. Kansas (18 of 18)	Feb. 13, 1993
100	Lynn Greer, Temple vs. St. Joseph's (18 of 18)	Feb. 2, 2002
100	Gabe Martin, Liberty vs. Fla. Atlantic (18 of 18)	Dec. 20, 2002
100	Matt Freije, Vanderbilt vs. Indiana (18 of 18)	Nov. 24, 2003
100	Ron Lewis, Bowling Green vs. Eastern Mich. (18 of 18)	Mar. 6, 2004

REBOUNDS

Reb.	Player, Team vs. Opponent	Date
51	Bill Chambers, William & Mary vs. Virginia	Feb. 14, 1953
43	Charlie Slack, Marshall vs. Morris Harvey	Jan. 12, 1954
42	Tom Heinsohn, Holy Cross vs. Boston College	Mar. 1, 1955
40	Art Quimby, Connecticut vs. Boston U.	Jan. 11, 1955
39	Maurice Stokes, St. Francis (Pa.) vs. John Carroll	Jan. 28, 1955
39	Dave DeBusschere, Detroit vs. Central Mich.	Jan. 30, 1960
39	Keith Swagerty, Pacific vs. UC Santa Barb.	Mar. 5, 1965
38	Jerry Koch, St. Louis vs. Bradley	Mar. 5, 1954
38	Charlie Tyra, Louisville vs. Canisius	Dec. 10, 1955
38	Steve Hamilton, Morehead St. vs. Florida St.	Jan. 2, 1957
38	Paul Silas, Creighton vs. Centenary (La.)	Feb. 19, 1962
38	Tommy Woods, East Tenn. St. vs. Middle Tenn.	Mar. 1, 1965
36	Herb Neff, Tennessee vs. Georgia Tech	Jan. 26, 1952
36	Dickie Hemric, Wake Forest vs. Clemson	Feb. 4, 1955
36	Swede Halbrook, Oregon St. vs. Idaho	Feb. 15, 1955
36	Wilt Chamberlain, Kansas vs. Iowa St.	Feb. 15, 1958
36	Jim Barnes, UTEP vs. Western N.M.	Jan. 4, 1964
35	Ronnie Shavlik, North Carolina St. vs. Villanova	Jan. 29, 1955
35	Bill Ebben, Detroit vs. Brigham Young	Dec. 28, 1955
35	Larry Abney, Fresno St. vs. Southern Methodist	Feb. 17, 2000
34	Bob Burrow, Kentucky vs. Temple	Dec. 10, 1955
34	Ronnie Shavlik, North Carolina St. vs. South Carolina	Feb. 11, 1955
34	Fred Cohen, Temple vs. Connecticut	Mar. 16, 1956
34	Bailey Howell, Mississippi St. vs. LSU	Feb. 1, 1957
34	Artis Gilmore, Jacksonville vs. St. Peter's	Dec. 3, 1970
34	David Vaughn, Oral Roberts vs. Brandeis	Jan. 8, 1973

(Since 1973)

Reb.	Player, Team vs. Opponent	Date
35	Larry Abney, Fresno St. vs. Southern Methodist	Feb. 17, 2000
34	David Vaughn, Oral Roberts vs. Brandeis	Jan. 8, 1973
32	Durand Macklin, LSU vs. Tulane	Nov. 26, 1976
32	Jervughn Scales, Southern U. vs. Grambling	Feb. 7, 1994
31	Jim Bradley, Northern Ill. vs. Wis.-Milwaukee	Feb. 19, 1973
31	Calvin Naitt, La.-Monroe vs. Ga. Southern	Dec. 29, 1976
30	Marvin Barnes, Providence vs. Assumption	Feb. 3, 1973
30	Brad Robinson, Kent St. vs. Central Mich.	Feb. 9, 1974
30	Monti Davis, Tennessee St. vs. Alabama St.	Feb. 8, 1979
29	Lionel Garrett, Southern U. vs. Bishop	Feb. 16, 1979
29	Donald Newman, Ark.-Little Rock vs. Centenary (La.)	Jan. 24, 1984
29	Hank Gathers, Loyola Marymount vs. U.S. Int'l	Jan. 31, 1989
28	Alvan Adams, Oklahoma vs. Indiana St.	Nov. 27, 1972
28	Cliff Robinson, Southern California vs. Portland St.	Jan. 20, 1978
28	Eric McArthur, UC Santa Barb. vs. New Mexico St.	Jan. 11, 1990
28	Marcus Mann, Mississippi Val. vs. Jackson St.	Mar. 9, 1996
28	David Bluthenthal, Southern California vs. Arizona St.	Jan. 20, 2000
27	Andy Hopson, Oklahoma St. vs. Missouri	Jan. 30, 1973
27	Henry Ray, McNeese St. vs. Texas-Arlington	1974
27	Bill Walton, UCLA vs. Loyola (Ill.)	Jan. 25, 1973
27	Bill Walton, UCLA vs. Maryland	Dec. 1, 1973
27	Rick Kelley, Stanford vs. Kentucky	Dec. 22, 1974
27	Kerry Davis, Cal St. Fullerton vs. Central Mich.	Dec. 15, 1975
27	Hank Gathers, Loyola Marymount vs. U.S. Int'l	Dec. 7, 1989
27	Dikembe Mutombo, Georgetown vs. Connecticut	Mar. 8, 1991
27	Reginald Slater, Wyoming vs. Troy St.	Dec. 14, 1991
27	Ervin Johnson, New Orleans vs. Lamar	Feb. 18, 1993
27	Willie Fisher, Jacksonville vs. Louisiana Tech	Dec. 4, 1993
27	Kareem Carpenter, Eastern Mich. vs. Western Mich.	Feb. 8, 1995
27	Amien Hicks, Morris Brown vs. Clark Atlanta	Jan. 14, 2002
27	Andre Brown, DePaul vs. TCU	Feb. 6, 2002

ASSISTS

Ast.	Player, Team vs. Opponent	Date
22	Tony Fairley, Charleston So. vs. Armstrong Atlantic	Feb. 9, 1987
22	Avery Johnson, Southern U. vs. Texas Southern	Jan. 25, 1988
22	Sherman Douglas, Syracuse vs. Providence	Jan. 28, 1989
21	Mark Wade, UNLV vs. Navy	Dec. 29, 1986
21	Kelvin Scarborough, New Mexico vs. Hawaii	Feb. 13, 1987
21	Anthony Manuel, Bradley vs. UC Irvine	Dec. 19, 1987
21	Avery Johnson, Southern U. vs. Alabama St.	Jan. 16, 1988
20	Grayson Marshall, Clemson vs. Md.-East Shore	Nov. 25, 1985
20	James Johnson, Middle Tenn. vs. Freed-Hardeman	Jan. 2, 1986
20	Avery Johnson, Southern U. vs. Texas Southern	Mar. 6, 1987
20	Avery Johnson, Southern U. vs. Mississippi Val.	Feb. 8, 1988
20	Howard Evans, Temple vs. Villanova	Feb. 10, 1988
20	Jasper Walker, St. Peter's vs. Holy Cross	Feb. 11, 1989
20	Chris Corchiani, North Carolina St. vs. Maryland	Feb. 27, 1991
20	Drew Henderson, Fairfield vs. Loyola (Md.)	Jan. 25, 1992
20	Dana Harris, UMBC vs. St. Mary's	Dec. 12, 1992
20	Sam Crawford, New Mexico St. vs. Sam Houston St.	Dec. 21, 1992
20	Ray Washington, Nicholls St. vs. McNeese St.	Jan. 28, 1995
20	Mateen Cleaves, Michigan St. vs. Michigan	Mar. 4, 2000
19	Frank Nardi, Wis.-Green Bay vs. Northern Iowa	Feb. 24, 1986
19	Avery Johnson, Southern U. vs. Tex. A&M-Kingsville	Dec. 6, 1986
19	Avery Johnson, Southern U. vs. Jackson St.	Jan. 16, 1987
19	Andre Van Drost, Wagner vs. Long Island	Feb. 25, 1987
19	Todd Lehmann, Drexel vs. Liberty	Feb. 5, 1990
19	Greg Anthony, UNLV vs. Pacific	Dec. 29, 1990
19	Keith Jennings, East Tenn. St. vs. Appalachian St.	Feb. 2, 1991
19	Nelson Haggerty, Baylor vs. Oral Roberts	Feb. 27, 1993
19	Andres Rodriguez, American vs. Navy	Jan. 14, 2004

BLOCKED SHOTS

Blk.	Player, Team vs. Opponent	Date
14	David Robinson, Navy vs. UNC Wilmington	Jan. 4, 1986
14	Shawn Bradley, Brigham Young vs. Eastern Ky.	Dec. 7, 1990
14	Roy Rogers, Alabama vs. Georgia	Feb. 10, 1996
14	Loren Woods, Arizona vs. Oregon	Feb. 3, 2000
13	Kevin Roberson, Vermont vs. New Hampshire	Jan. 9, 1992
13	Jim McIvaine, Marquette vs. Northeastern Ill.	Dec. 9, 1992
13	Keith Closs, Central Conn. St. vs. St. Francis (Pa.)	Dec. 21, 1994
13	D'or Fischer, Northwestern St. vs. Texas St.	Jan. 22, 2001
13	Kyle Davis, Auburn vs. Miami (Fla.)	Mar. 14, 2001
13	Wojciech Myrda, La.-Monroe vs. Texas-San Antonio	Jan. 17, 2002
12	David Robinson, Navy vs. James Madison	Jan. 9, 1986
12	Derrick Lewis, Maryland vs. James Madison	Jan. 28, 1987
12	Rodney Blake, St. Joseph's vs. Cleveland St.	Dec. 2, 1987
12	Walter Palmer, Dartmouth vs. Harvard	Jan. 9, 1988
12	Alan Ogg, UAB vs. Florida A&M	Dec. 16, 1988
12	Dikembe Mutombo, Georgetown vs. St. John's (N.Y.)	Jan. 23, 1989
12	Shaquille O'Neal, LSU vs. Loyola Marymount	Feb. 3, 1990
12	Cedric Lewis, Maryland vs. South Fla.	Jan. 19, 1991
12	Ervin Johnson, New Orleans vs. Texas A&M	Dec. 29, 1992
12	Kurt Thomas, TCU vs. Texas A&M	Feb. 25, 1995
12	Keith Closs, Central Conn. St. vs. Troy St.	Jan. 20, 1996
12	Adonal Foyle, Colgate vs. Fairfield	Nov. 26, 1996
12	Adonal Foyle, Colgate vs. Navy	Feb. 5, 1997
12	Tarvis Williams, Hampton vs. N.C. A&T	Jan. 9, 1999
12	Darrick Davenport, TCU vs. Alas. Fairbanks	Nov. 20, 1999
12	Tarvis Williams, Hampton vs. Delaware St.	Jan. 13, 2001
12	D'or Fischer, Northwestern St. vs. Siena	Nov. 21, 2001



American's Andres Rodriguez dished out 19 assists versus Navy last year to earn a spot among the Division I single-game leaders in assists.

STEALS

Stl.	Player, Team vs. Opponent	Date
13	Mookie Blaylock, Oklahoma vs. Centenary (La.)	Dec. 12, 1987
13	Mookie Blaylock, Oklahoma vs. Loyola Marymount	Dec. 17, 1988
12	Kenny Robertson, Cleveland St. vs. Wagner	Dec. 3, 1988
12	Terry Evans, Oklahoma vs. Florida A&M	Jan. 27, 1993
12	Richard Duncan, Middle Tenn. vs. Eastern Ky.	Feb. 20, 1999
12	Greedy Daniels, TCU vs. Ark.-Pine Bluff	Dec. 30, 2000
12	Jehiel Lewis, Navy vs. Bucknell	Jan. 12, 2002
11	Darron Brittman, Chicago St. vs. McKendree	Jan. 24, 1986
11	Darron Brittman, Chicago St. vs. St. Xavier	Feb. 8, 1986
11	Marty Johnson, Towson vs. Bucknell	Feb. 17, 1988
11	Aldwin Ware, Florida A&M vs. Tuskegee	Feb. 24, 1988
11	Mark Macon, Temple vs. Notre Dame	Jan. 29, 1989
11	Carl Thomas, Eastern Mich. vs. Chicago St.	Feb. 20, 1991
11	Ron Arnold, St. Francis (N.Y.) vs. Mt. St. Mary's	Feb. 4, 1993
11	Tyus Edney, UCLA vs. George Mason	Dec. 22, 1995
11	Philip Huler, Fla. Atlantic vs. Campbell	Jan. 18, 1997
11	Ali Ton, Davidson vs. Tufts	Nov. 29, 1997
11	Chris Thomas, Notre Dame vs. New Hampshire	Nov. 16, 2001
11	Drew Schifino, West Virginia vs. Ark.-Monticello	Dec. 1, 2001
11	John Linehan, Providence vs. Rutgers	Jan. 22, 2002
11	Travis Demanby, Fresno St. vs. Oklahoma St.	Feb. 10, 2002
10	31 tied	

Season Records

POINTS

Player, Team	Season	G	FG	3FG	FT	Pts.
Pete Maravich, LSU	↑1970	31	522	—	337	1,381
Elvin Hayes, Houston	↑1968	33	519	—	176	1,214
Frank Selvy, Furman	↑1954	29	427	—	355	1,209
Pete Maravich, LSU	↑1969	26	433	—	282	1,148
Pete Maravich, LSU	1968	26	432	—	274	1,138
Bo Kimble, Loyola Marymount	↑1990	32	404	92	231	1,131
Hersey Hawkins, Bradley	↑1988	31	377	87	284	1,125
Austin Carr, Notre Dame	1970	29	444	—	218	1,106
Austin Carr, Notre Dame	↑1971	29	430	—	241	1,101
Otis Birdsong, Houston	↑1977	36	452	—	186	1,090
Dwight Lamar, La.-Lafayette	↑1972	29	429	—	196	1,054
Kevin Bradshaw, U.S. Int'l	↑1991	28	358	60	278	1,054
Glenn Robinson, Purdue	↑1994	34	368	79	215	1,030
Hank Gathers, Loyola Marymount	↑1989	31	419	0	177	1,015
Oscar Robertson, Cincinnati	↑1960	30	369	—	273	1,011
Freeman Williams, Portland St.	1977	26	417	—	176	1,010
Billy McGill, Utah	↑1962	26	394	—	221	1,009
Rich Fuqua, Oral Roberts	1972	28	423	—	160	1,006
Oscar Robertson, Cincinnati	↑1958	28	352	—	280	984
Oscar Robertson, Cincinnati	↑1959	30	331	—	316	978
Rick Barry, Miami (Fla.)	↑1965	26	340	—	293	973
Larry Bird, Indiana St.	↑1979	34	376	—	221	973
Dennis Scott, Georgia Tech	1990	35	336	137	161	970
Freeman Williams, Portland St.	↑1978	27	410	—	149	969
Chris Jackson, LSU	1989	32	359	84	163	965

SCORING AVERAGE

Player, Team	Season	G	FG	3FG	FT	Pts.	Avg.
Pete Maravich, LSU	↑1970	31	522	—	337	1,381	44.5
Pete Maravich, LSU	↑1969	26	433	—	282	1,148	44.2
Pete Maravich, LSU	↑1968	26	432	—	274	1,138	43.8
Frank Selvy, Furman	↑1954	29	427	—	355	1,209	41.7
Johnny Neumann, Mississippi	↑1971	23	366	—	191	923	40.1
Freeman Williams, Portland St.	↑1977	26	417	—	176	1,010	38.8
Billy McGill, Utah	↑1962	26	394	—	221	1,009	38.8
Calvin Murphy, Niagara	1968	24	337	—	242	916	38.2
Austin Carr, Notre Dame	1970	29	444	—	218	1,106	38.1
Austin Carr, Notre Dame	1971	29	430	—	241	1,101	38.0
Kevin Bradshaw, U.S. Int'l	↑1991	28	358	60	278	1,054	37.6
Rick Barry, Miami (Fla.)	↑1965	26	340	—	293	973	37.4
Elvin Hayes, Houston	1968	33	519	—	176	1,214	36.8
Marshall Rogers, Tex.-Pan American	↑1976	25	361	—	197	919	36.8
Howard Komives, Bowling Green	↑1964	23	292	—	260	844	36.7
Dwight Lamar, La.-Lafayette	↑1972	29	429	—	196	1,054	36.3
Hersey Hawkins, Bradley	↑1988	31	377	87	284	1,125	36.3
Darrell Floyd, Furman	↑1955	25	344	—	209	897	35.9
Rich Fuqua, Oral Roberts	1972	28	423	—	160	1,006	35.9
Freeman Williams, Portland St.	↑1978	27	410	—	149	969	35.9
Rick Mount, Purdue	1970	20	285	—	138	708	35.4
Bo Kimble, Loyola Marymount	↑1990	32	404	92	231	1,131	35.3
Oscar Robertson, Cincinnati	↑1958	28	352	—	280	984	35.1
Anthony Roberts, Oral Roberts	1977	28	402	—	147	951	34.0

Player, Team	Season	G	FG	3FG	FT	Pts.	Avg.
Dan Issel, Kentucky	1970	28	369	—	210	948	33.9
William Averitt, Pepperdine	↑1973	25	352	—	144	848	33.9

†national leader

FIELD-GOAL PERCENTAGE

(Based on qualifiers for annual championship)

Player, Team	Season	G	FG	FGA	Pct.
Steve Johnson, Oregon St.	↑1981	28	235	315	74.6
Dwayne Davis, Florida	↑1989	33	179	248	72.2
Keith Walker, Utica	↑1985	27	154	216	71.3
Steve Johnson, Oregon St.	↑1980	30	211	297	71.0
Adam Mark, Belmont	↑2002	26	150	212	70.8
Oliver Miller, Arkansas	↑1991	38	254	361	70.4
Alan Williams, Princeton	↑1987	25	163	232	70.3
Mark McNamara, California	↑1982	27	231	329	70.2
Warren Kidd, Middle Tenn.	1991	30	173	247	70.0
Pete Freeman, Akron	1991	28	175	250	70.0
Joe Senser, West Chester	↑1977	25	130	186	69.9
Lee Campbell, Southwest Mo. St.	↑1990	29	192	275	69.8
Stephen Scheffler, Purdue	1990	30	173	248	69.8
Brendan Haywood, North Carolina	↑2000	36	191	274	69.7
Mike Atkinson, Long Beach St.	↑1994	26	141	203	69.5
Lester James, St. Francis (N.Y.)	1991	29	149	215	69.3
Michael Bradley, Villanova	↑2001	31	254	367	69.2
Murray Brown, Florida St.	↑1979	29	237	343	69.1
Joe Senser, West Chester	↑1978	25	135	197	68.5
Charles Outlaw, Houston	↑1992	31	156	228	68.4
Shane Kline-Ruminski, Bowling Green	↑1995	26	181	265	68.3
Marcus Kennedy, Eastern Mich.	1991	33	240	352	68.2
Felton Spencer, Louisville	1990	35	188	276	68.1
Tyrone Howard, Eastern Ky.	1987	30	156	230	67.8
Nigel Dixon, Western Ky.	↑2004	28	179	264	67.8

†national leader



Photo by Western Kentucky Sports Information

Nigel Dixon of Western Kentucky led Division I in field goal percentage last season by making 179 of 264 shots.

THREE-POINT FIELD GOALS MADE

Player, Team	Season	G	3FG
Darrin Fitzgerald, Butler	↑1987	28	158
Freddie Banks, UNLV	1987	39	152
Randy Rutherford, Oklahoma St.	↑1995	37	146
Terrence Woods, Florida A&M	↑2004	31	140
Terrence Woods, Florida A&M	↑2003	28	139
Dennis Scott, Georgia Tech	↑1990	35	137
Demon Brown, Charlotte	2003	29	137
Rashad Phillips, Detroit	↑2001	35	136
Troy Hudson, Southern Ill.	↑1997	30	134
Timothy Pollard, Mississippi Val.	↑1988	28	132
Jason Williams, Duke	2001	39	132
Dave Jamerson, Ohio	1990	28	131
Sydney Grider, La.-Lafayette	1990	29	131
Keith Veney, Marshall	1997	29	130
Curtis Staples, Virginia	↑1998	30	130
Kyle Korver, Creighton	2003	34	129

Player, Team	Season	G	3FG
Lazelle Durden, Cincinnati	1995	34	127
Jeff Fryer, Loyola Marymount	†1989	31	126
Timothy Pollard, Mississippi Val.	1989	28	124
Shane Battier, Duke	2001	39	124
Bobby Phills, Southern U.	†1991	28	123
Sydney Grider, La.-Lafayette	1989	29	122
Andy Kennedy, UAB	1989	34	122
Mark Alberts, Akron	1990	28	122
Chris Brown UC Irvine	†1994	26	122
Darren McLinton, James Madison	†1996	30	122
William Fourche, Southern U.	1997	27	122

THREE-POINT FIELD GOALS MADE PER GAME
(Based on qualifiers for annual championship)

Player, Team	Season	G	3FG	Avg.
Darrin Fitzgerald, Butler	†1987	28	158	5.64
Terrence Woods, Florida A&M	†2003	28	139	4.96
Demon Brown, Charlotte	2003	29	137	4.72
Timothy Pollard, Mississippi Val.	†1988	28	132	4.71
Chris Brown, UC Irvine	†1994	26	122	4.69
Dave Jamerson, Ohio	†1990	28	131	4.68
William Fourche, Southern U.	†1997	27	122	4.52
Sydney Grider, La.-Lafayette	1990	29	131	4.52
Terrence Woods, Florida A&M	†2004	31	140	4.52
Keith Veney, Marshall	1997	29	130	4.48
Troy Hudson, Southern Ill.	1997	30	134	4.47
Timothy Pollard, Mississippi Val.	†1989	28	124	4.43
Keke Hicks, Coastal Caro.	1994	26	115	4.42
Bobby Phills, Southern U.	†1991	28	123	4.39
Mitch Taylor, Southern U.	†1995	25	109	4.36
Mark Alberts, Akron	1990	28	122	4.36
Curtis Staples, Virginia	†1998	30	130	4.33
Jeff Fryer, Loyola Marymount	1990	28	121	4.32
Shawn Respert, Michigan St.	1995	28	119	4.25
Sydney Grider, La.-Lafayette	1989	29	122	4.21
Bernard Haslett, Southern Miss.	†1993	26	109	4.19
Stevin Smith, Arizona St.	1993	27	113	4.19
Tim Roberts, Southern U.	1995	26	108	4.15
Dominick Young, Fresno St.	†1996	29	120	4.14
Mark Alberts, Akron	1993	26	107	4.12

†national leader

THREE-POINT FIELD-GOAL PERCENTAGE
(Based on qualifiers for annual championship)

Player, Team	Season	G	3FG	3FGA	Pct.
Glenn Trof, Holy Cross	†1988	29	52	82	63.4
Sean Wightman, Western Mich.	†1992	30	48	76	63.2
Keith Jennings, East Tenn. St.	†1991	33	84	142	59.2
Dave Calloway, Monmouth	†1989	28	48	82	58.5
Steve Kerr, Arizona	1988	38	114	199	57.3
Reginald Jones, Prairie View	†1987	28	64	112	57.1
Jim Cantamessa, Siena	†1998	29	66	117	56.4
Joel Tribelhorn, Colorado St.	1989	33	76	135	56.3
Mike Joseph, Bucknell	1988	28	65	116	56.0
Brian Jackson, Evansville	†1995	27	53	95	55.8
Amory Sanders, Southeast Mo. St.	†2001	24	53	95	55.8
Christian Laettner, Duke	1992	35	54	97	55.7
Reginald Jones, Prairie View	1988	27	85	155	54.8
Eric Rhodes, Stephen F. Austin	1987	30	58	106	54.7
Dave Orlandini, Princeton	1988	26	60	110	54.5
David Falknor, Akron	2001	22	47	87	54.0
Mike Joseph, Bucknell	1989	31	62	115	53.9
John Bays, Towson	1989	29	71	132	53.8
Jeff Anderson, Kent St.	†1993	26	44	82	53.7
Jay Edwards, Indiana	1988	23	59	110	53.6
Anthony Davis, George Mason	1987	27	45	84	53.6
Mark Anglavar, Marquette	1989	28	53	99	53.5
Scot Dimak, Stephen F. Austin	1987	30	46	86	53.5
Matt Lapin, Princeton	†1990	27	71	133	53.4
Michael Charles, UAB	1988	28	63	118	53.4

†national leader

FREE-THROW PERCENTAGE
(Based on qualifiers for annual championship)

Player, Team	Season	G	FT	FTA	Pct.
Blake Ahearn, Southwest Mo. St.	†2004	33	117	120	97.5
Craig Collins, Penn St.	†1985	27	94	98	95.9
J.J. Redick, Duke	2004	37	143	150	95.3
Steve Drabyn, Belmont	†2003	29	78	82	95.1
Rod Foster, UCLA	†1982	27	95	100	95.0
Clay McKnight, Pacific	†2000	24	74	78	94.9
Matt Logie, Lehigh	2003	28	91	96	94.8

Player, Team	Season	G	FT	FTA	Pct.
Carlos Gibson, Marshall	†1978	28	84	89	94.4
Danny Basile, Marist	†1994	27	84	89	94.4
Jim Barton, Dartmouth	†1986	26	65	69	94.2
Gary Buchanan, Villanova	†2001	31	97	103	94.2
Jack Moore, Nebraska	1982	27	123	131	93.9
Rob Robbins, New Mexico	†1990	34	101	108	93.5
Dandrea Evans, Troy St.	1994	27	72	77	93.5
Tommy Boyer, Arkansas	†1962	23	125	134	93.3
Jake Sullivan, Iowa St.	2003	33	83	89	93.3
Damon Goodwin, Dayton	1986	30	95	102	93.1
Brent Jolly, Tennessee Tech	2001	29	95	102	93.1
Ryan Mendez, Stanford	2001	34	94	101	93.1
Brian Magid, George Washington	†1980	26	79	85	92.9
Mike Joseph, Bucknell	1990	29	144	155	92.9
Hollis Price, Oklahoma	2003	34	130	140	92.9
Steve Kaplan, Rutgers	†1970	23	102	110	92.7
Dave Hildahl, Portland St.	†1981	21	76	82	92.7
Mike Dillard, Sam Houston St.	†1996	25	63	68	92.6
Casey Schmidt, Valparaiso	1994	25	75	81	92.6

†national leader

REBOUNDS

Player, Team	Ht.	Season	G	Reb.
Walt Dukes, Seton Hall	6-10	†1953	33	734
Leroy Wright, Pacific	6-8	†1959	26	652
Tom Gola, La Salle	6-6	†1954	30	652
Charlie Tyra, Louisville	6-8	†1956	29	645
Paul Silas, Creighton	6-7	†1964	29	631
Elvin Hayes, Houston	6-8	†1968	33	624
Artis Gilmore, Jacksonville	7-2	†1970	28	621
Tom Gola, La Salle	6-6	†1955	31	618
Ed Conlin, Fordham	6-5	1953	26	612
Art Quimby, Connecticut	6-5	1955	25	611
Bill Russell, San Francisco	6-9	1956	29	609
Jim Ware, Oklahoma City	6-8	†1966	29	607
Joe Holup, George Washington	6-6	1956	26	604
Artis Gilmore, Jacksonville	7-2	†1971	26	603
Elton Tuttle, Creighton	6-5	1954	30	601
Marvin Barnes, Providence	6-9	†1974	32	597
Bill Russell, San Francisco	6-9	1955	29	594
Art Quimby, Connecticut	6-5	1954	26	588
Ed Conlin, Fordham	6-5	1955	27	578
Marvin Barnes, Providence	6-9	†1973	30	571
Bill Spivey, Kentucky	7-0	†1951	33	567
Bob Pelkington, Xavier	6-7	1964	26	567
Paul Silas, Creighton	6-7	†1962	25	563
Elgin Baylor, Seattle	6-6	†1959	29	559
Paul Silas, Creighton	6-7	†1963	27	557

†national leader

(Since 1973)

Player, Team	Ht.	Season	G	Reb.
Marvin Barnes, Providence	6-9	†1974	32	597
Marvin Barnes, Providence	6-9	†1973	30	571
Kermit Washington, American	6-8	1973	25	511
Bill Walton, UCLA	6-11	1973	30	506
Larry Bird, Indiana St.	6-9	†1979	34	505
Larry Kenon, Memphis	6-9	†1973	30	501
Akeem Olajuwon, Houston	7-0	†1984	37	500
Glenn Mosley, Seton Hall	6-8	†1977	29	473
Popeye Jones, Murray St.	6-8	†1991	33	469
Pete Padgett, Nevada	6-8	†1973	26	462
Xavier McDaniel, Wichita St.	6-8	†1985	31	460
Larry Johnson, UNLV	6-7	†1990	40	457
Tim Duncan, Wake Forest	6-11	†1997	31	457
Anthony Bonner, St. Louis	6-8	1990	33	456
Bill Cartwright, San Francisco	7-1	1979	29	455
David Robinson, Navy	6-11	†1986	35	455
Benoit Benjamin, Creighton	7-0	1985	32	451
Jerome Lane, Pittsburgh	6-6	†1987	33	444
Robert Elmore, Wichita St.	6-10	1977	28	441
John Irving, Hofstra	6-9	1977	27	440
Lionel Garrett, Southern U.	6-9	1979	28	433
Popeye Jones, Murray St.	6-8	†1992	30	431
Jim Bradley, Northern Ill.	6-10	1973	24	426
Hank Gathers, Loyola Marymount	6-7	†1989	31	426
Jimmie Baker, UNLV	6-9	1973	28	424

†national leader

REBOUND AVERAGE

Player, Team	Ht.	Season	G	Reb.	Avg.
Charlie Slack, Marshall	6-5	†1955	21	538	25.6
Leroy Wright, Pacific	6-8	†1959	26	652	25.1
Art Quimby, Connecticut	6-5	1955	25	611	24.4

Player, Team	Ht.	Season	G	Reb.	Avg.
Charlie Slack, Marshall	6-5	1956	22	520	23.6
Ed Conlin, Fordham	6-5	†1953	26	612	23.5
Joe Holup, George Washington	6-6	††1956	26	604	23.2
Artis Gilmore, Jacksonville	7-2	†1971	26	603	23.2
Art Quimby, Connecticut	6-5	†1954	26	588	22.6
Paul Silas, Creighton	6-7	1962	25	563	22.5
Leroy Wright, Pacific	6-8	†1960	17	380	22.4
Walt Dukes, Seton Hall	6-10	1953	33	734	22.2
Charlie Tyra, Louisville	6-8	1956	29	645	22.2
Charlie Slack, Marshall	6-5	1954	21	466	22.2
Artis Gilmore, Jacksonville	7-2	†1970	28	621	22.2
Bill Chambers, William & Mary	6-4	1953	22	480	21.8
Bob Pelkington, Xavier	6-7	†1964	26	567	21.8
Dick Cunningham, Murray St.	6-10	†1967	22	479	21.8
Paul Silas, Creighton	6-7	1964	29	631	21.8
Tom Gola, La Salle	6-6	1954	30	652	21.7
Jerry Harper, Alabama	6-8	1956	24	517	21.5
Spencer Haywood, Detroit	6-8	†1969	22	472	21.5
Ed Conlin, Fordham	6-5	1955	27	578	21.4
Tom Heinsohn, Holy Cross	6-7	1956	26	549	21.1
Bill Russell, San Francisco	6-9	1956	29	609	21.0
Toby Kimball, Connecticut	6-8	†1965	23	483	21.0

†national leader; ††From 1956 through 1962, individual champions were determined by percentage of all recoveries; Holup led in percentage of recoveries and Slack led in average in 1956.

(Since 1973)

Player, Team	Ht.	Season	G	Reb.	Avg.
Kermit Washington, American	6-8	†1973	25	511	20.4
Marvin Barnes, Providence	6-9	1973	30	571	19.0
Marvin Barnes, Providence	6-9	†1974	32	597	18.7
Pete Padgett, Nevada	6-8	1973	26	462	17.8
Jim Bradley, Northern Ill.	6-10	1973	24	426	17.8
Bill Walton, UCLA	6-11	1973	30	506	16.9
Larry Kenon, Memphis	6-9	1973	30	501	16.7
Glenn Mosley, Seton Hall	6-8	†1977	29	473	16.3
John Irving, Hofstra	6-9	1977	27	440	16.3
Carlos McCullough, Tex.-Pan American	6-7	1974	22	358	16.3
Brad Robinson, Kent St.	6-7	1974	26	423	16.3
Monti Davis, Tennessee St.	6-7	†1979	26	421	16.2
Sam Pellom, Buffalo	6-8	†1976	26	420	16.2
Robert Elmore, Wichita St.	6-10	1977	28	441	15.8
Bill Cartwright, San Francisco	7-1	1979	29	455	15.7
Bill Champion, Manhattan	6-10	1973	26	402	15.5
Bill Champion, Manhattan	6-10	1974	27	419	15.5
Lionel Garrett, Southern U.	6-9	1979	28	433	15.5
Dwayne Barnett, Samford	6-6	1976	23	354	15.4
John Irving, Hofstra	6-9	†1975	21	323	15.4
Cornelius Cash, Bowling Green	6-8	1973	26	396	15.2
Pete Padgett, Nevada	6-8	1974	26	395	15.2
Jimmie Baker, UNLV	6-9	1973	28	424	15.1
Larry Smith, Alcorn St.	6-8	†1980	26	392	15.1
Charles McKinney, Baylor	6-6	1974	25	375	15.0
Lewis Lloyd, Drake	6-6	1980	27	406	15.0

†national leader

ASSISTS

Player, Team	Season	G	Ast.
Mark Wade, UNLV	†1987	38	406
Avery Johnson, Southern U.	†1988	30	399
Anthony Manuel, Bradley	1988	31	373
Avery Johnson, Southern U.	1987	31	333
Mark Jackson, St. John's (N.Y.)	†1986	32	328
Sherman Douglas, Syracuse	†1989	38	326
Greg Anthony, UNLV	†1991	35	310
Sam Crawford, New Mexico St.	†1993	34	310
Reid Gettys, Houston	†1984	37	309
Carl Golston, Loyola (Ill.)	†1985	33	305
Craig Neal, Georgia Tech	1988	32	303
Keith Jennings, East Tenn. St.	1991	33	301
Doug Gottlieb, Oklahoma St.	†1999	34	299
Chris Corchiani, North Carolina St.	1991	31	299
Keith Jennings, East Tenn. St.	†1990	34	297
Howard Evans, Temple	1988	34	294
Ahlon Lewis, Arizona St.	†1998	32	294
Doug Gottlieb, Oklahoma St.	†2000	34	293
Danny Tarkanian, UNLV	1984	34	289
Sherman Douglas, Syracuse	1987	38	289
Bobby Hurley, Duke	1991	39	289
Greg Anthony, UNLV	1990	39	289
Sherman Douglas, Syracuse	1988	35	288
Bobby Hurley, Duke	1990	38	288
Marcus Carr, Cal St. Northridge	†2001	32	286
Steve Blake, Maryland	†2002	36	286

†national leader

ASSIST AVERAGE

Player, Team	Season	G	Ast.	Avg.
Avery Johnson, Southern U.	†1988	30	399	13.30
Anthony Manuel, Bradley	1988	31	373	12.03
Avery Johnson, Southern U.	†1987	31	333	10.74
Mark Wade, UNLV	1987	38	406	10.68
Nelson Haggerty, Baylor	†1995	28	284	10.14
Glenn Williams, Holy Cross	†1989	28	278	9.92
Chris Corchiani, North Carolina St.	†1991	31	299	9.65
Tony Fairley, Charleston So.	1987	28	270	9.64
Tyrone Bogues, Wake Forest	1987	29	276	9.52
Ron Weingard, Hofstra	†1985	24	228	9.50
Craig Neal, Georgia Tech	1988	32	303	9.47
Craig Lathan, Ill.-Chicago	†1984	29	274	9.45
Curtis McCants, George Mason	1995	27	251	9.30
Andre Van Drost, Wagner	1987	28	260	9.29
Todd Lehmann, Drexel	†1990	28	260	9.29
Danny Tirado, Jacksonville	1991	28	259	9.25
Carl Golston, Loyola (Ill.)	1985	33	305	9.24
Ahlon Lewis, Arizona St.	†1998	32	294	9.19
Terrell Lowery, Loyola Marymount	1991	31	283	9.13
Keith Jennings, East Tenn. St.	1991	33	301	9.12
Sam Crawford, New Mexico St.	†1993	34	310	9.12
Mark Jackson, St. John's (N.Y.)	†1986	36	328	9.11
Aaron Mitchell, La.-Lafayette	1990	29	264	9.10
Jason Kidd, California	†1994	30	272	9.07
Mark Dickel, UNLV	†2000	31	280	9.03

†national leader

BLOCKED SHOTS

Player, Team	Season	G	Blk.
David Robinson, Navy	†1986	35	207
Adonal Foyle, Colgate	†1997	28	180
Keith Closs, Central Conn. St.	†1996	28	178
Shawn Bradley, Brigham Young	†1991	34	177
Wojciech Myrda, La.-Monroe	†2002	32	172
Alonzo Mourning, Georgetown	†1989	34	169
Adonal Foyle, Colgate	1996	29	165
Ken Johnson, Ohio St.	†2000	30	161
Alonzo Mourning, Georgetown	†1992	32	160
Shaquille O'Neal, LSU	1992	30	157
Roy Rogers, Alabama	1996	32	156
Emeka Okafor, Connecticut	†2003	33	156
Dikembe Mutombo, Georgetown	1991	32	151
Adonal Foyle, Colgate	†1995	30	147
Tarvis Williams, Hampton	†2001	32	147
Emeka Okafor, Connecticut	†2004	36	147
Theo Ratliff, Wyoming	1995	28	144
David Robinson, Navy	†1987	32	144
Wojciech Myrda, La.-Monroe	2000	28	144
Cedric Lewis, Maryland	1991	28	143
Jim McIvaine, Marquette	†1994	33	142
Alvin Jones, Georgia Tech	†1998	33	141
Shaquille O'Neal, LSU	1991	28	140
Calvin Booth, Penn St.	1998	32	140
Keith Closs, Central Conn. St.	1995	26	139
Kevin Roberson, Vermont	1992	28	139

†national leader

BLOCKED-SHOT AVERAGE

Player, Team	Season	G	Blk.	Avg.
Adonal Foyle, Colgate	†1997	28	180	6.43
Keith Closs, Central Conn. St.	†1996	28	178	6.36
David Robinson, Navy	†1986	35	207	5.91
Adonal Foyle, Colgate	1996	29	165	5.69
Wojciech Myrda, La.-Monroe	†2002	32	172	5.38
Ken Johnson, Ohio St.	†2000	30	161	5.37
Keith Closs, Central Conn. St.	†1995	26	139	5.35
Shaquille O'Neal, LSU	†1992	30	157	5.23
Shawn Bradley, Brigham Young	†1991	34	177	5.21
Theo Ratliff, Wyoming	1995	28	144	5.14
Wojciech Myrda, La.-Monroe	2000	28	144	5.14
Cedric Lewis, Maryland	1991	28	143	5.11
Shaquille O'Neal, LSU	1991	28	140	5.00
Alonzo Mourning, Georgetown	1992	32	160	5.00
Tarvis Williams, Hampton	†1999	27	135	5.00
Alonzo Mourning, Georgetown	†1989	34	169	4.97
Kevin Roberson, Vermont	1992	28	139	4.96
Adonal Foyle, Colgate	1995	30	147	4.90
Roy Rogers, Alabama	1996	32	156	4.88
Lorenzo Coleman, Tennessee Tech	1997	28	134	4.79
Kenny Green, Rhode Island	†1990	26	124	4.77
Emeka Okafor, Connecticut	†2003	33	156	4.73

Player, Team	Season	G	Blk.	Avg.
Dikembe Mutombo, Georgetown.....	1991	32	151	4.72
Jerome James, Florida A&M.....	†1998	27	125	4.63
Tarvis Williams, Hampton.....	†2001	32	147	4.59
Pascal Fleury, UMBC.....	1995	27	124	4.59

†national leader

STEALS

Player, Team	Season	G	Stl.
Desmond Cambridge, Alabama A&M.....	†2002	29	160
Mookie Blaylock, Oklahoma.....	†1988	39	150
Aldwin Ware, Florida A&M.....	1988	29	142
Darron Brittman, Chicago St.....	†1986	28	139
John Linehan, Providence.....	2002	31	139
Nadav Henefeld, Connecticut.....	†1990	37	138
Mookie Blaylock, Oklahoma.....	†1989	35	131
Ronn McMahon, Eastern Wash.....	1990	29	130
Marty Johnson, Towson.....	1988	30	124
Allen Iverson, Georgetown.....	†1996	37	124
Eric Coley, Tulsa.....	†2000	37	123
Jim Paguaga, St. Francis (N.Y.).....	1986	28	120
Shawn Griggs, La-Lafayette.....	†1994	30	120
Pointer Williams, McNeese St.....	1996	27	118
Tony Fairley, Charleston So.....	†1987	28	114
Scott Burrell, Connecticut.....	†1991	31	112
Kenny Robertson, Cleveland St.....	1989	28	111
Lance Blanks, Texas.....	1989	34	111
Eric Murdock, Providence.....	1991	32	111
Jason Kidd, California.....	†1993	29	110
Johnny Rhodes, Maryland.....	1996	30	110
Robert Dowdell, Coastal Caro.....	1990	29	109
Keith Jennings, East Tenn. St.....	1991	33	109
Mark Woods, Wright St.....	1993	30	109
Gerald Walker, San Francisco.....	1994	28	109

†national leader

STEAL AVERAGE

Player, Team	Season	G	Stl.	Avg.
Desmond Cambridge, Alabama A&M.....	†2002	29	160	5.52
Darron Brittman, Chicago St.....	†1986	28	139	4.96
Aldwin Ware, Florida A&M.....	†1988	29	142	4.90
John Linehan, Providence.....	2002	31	139	4.48
Ronn McMahon, Eastern Wash.....	†1990	29	130	4.48
Pointer Williams, McNeese St.....	†1996	27	118	4.37
Greedy Daniels, TCU.....	†2001	25	108	4.32
Jim Paguaga, St. Francis (N.Y.).....	1986	28	120	4.29
Marty Johnson, Towson.....	1988	30	124	4.13
Tony Fairley, Charleston So.....	†1987	28	114	4.07
Shawn Griggs, La-Lafayette.....	†1994	30	120	4.00
Kenny Robertson, Cleveland St.....	†1989	28	111	3.96
Marques Green, St. Bonaventure.....	†2004	27	107	3.96
Alexis McMillan, Stetson.....	†2003	22	87	3.95
Gerald Walker, San Francisco.....	1994	28	109	3.89
Mookie Blaylock, Oklahoma.....	1988	39	150	3.85
Carl Williams, Liberty.....	†2000	28	107	3.82
Desmond Cambridge, Alabama A&M.....	2001	28	107	3.82
Jason Kidd, California.....	†1993	29	110	3.79
Jay Goodman, Utah St.....	1993	27	102	3.78
Andre Cradle, Long Island.....	1994	21	79	3.76
Robert Dowdell, Coastal Caro.....	1990	29	109	3.76
Mookie Blaylock, Oklahoma.....	1989	35	131	3.74



Photo by St. Bonaventure Sports Information

St. Bonaventure's Marques Green averaged nearly four steals a game last season to lead Division I.

Player, Team	Season	G	Stl.	Avg.
Johnny Rhodes, Maryland.....	1996	30	110	3.67
Roderick Taylor, Jackson St.....	1996	29	106	3.66

†national leader

Top Season Performances by Class

SCORING AVERAGE

Class	Player, Team	Season	G	FG	3FG	FT	Pts.	Avg.
Senior	Pete Maravich, LSU.....	1970	31	522	—	337	1,381	44.5
Junior	Pete Maravich, LSU.....	1969	26	433	—	282	1,148	44.2
Sophomore	Pete Maravich, LSU.....	1968	26	432	—	274	1,138	43.8
Freshman	Chris Jackson, LSU.....	1989	32	359	84	163	965	30.2

FIELD-GOAL PERCENTAGE

Class	Player, Team	Season	G	FG	FGA	Pct.
Senior	Steve Johnson, Oregon St.....	1981	28	235	315	74.6
Junior	Steve Johnson, Oregon St.....	1980	30	211	297	71.0
Sophomore	Dwayne Davis, Florida.....	1989	33	179	248	72.2
Freshman	Sidney Moncrief, Arkansas.....	1976	28	149	224	66.5

THREE-POINT FIELD GOALS MADE PER GAME

Class	Player, Team	Season	G	3FG	Avg.
Senior	Darrin Fitzgerald, Butler.....	1987	28	158	5.64
Junior	Terrence Woods, Florida A&M.....	2003	28	139	4.96
Sophomore	Mark Alberts, Akron.....	1990	28	122	4.36
Freshman	Keith Veney, Lamar.....	1993	27	106	3.93

THREE-POINT FIELD-GOAL PERCENTAGE

Class	Player, Team	Season	G	3FG	3FGA	Pct.
Senior	Keith Jennings, East Tenn. St.....	1991	33	84	142	59.2
Junior	Glenn Tropf, Holy Cross.....	1988	29	52	82	63.4
Sophomore	Dave Calloway, Monmouth.....	1989	28	48	82	58.5
Freshman	Jay Edwards, Indiana.....	1988	23	59	110	53.6

FREE-THROW PERCENTAGE

Class	Player, Team	Season	G	FT	FTA	Pct.
Senior	Craig Collins, Penn St.....	1985	27	94	98	95.9
Junior	Steve Drabyn, Belmont.....	2003	29	78	82	95.1
Sophomore	J.J. Redick, Duke.....	2004	37	143	150	95.3
Freshman	Blake Ahearn, Southwest Mo. St.....	2004	33	117	120	97.5

REBOUND AVERAGE

Class	Player, Team	Season	G	Reb.	Avg.
Senior	Art Quimby, Connecticut.....	1955	25	611	24.4
Junior	Charlie Slack, Marshall.....	1955	21	538	25.6
Sophomore	Ed Conlin, Fordham.....	1953	26	612	23.5
Freshman	Pete Padgett, Nevada.....	1973	26	462	17.8

REBOUND AVERAGE (Since 1973)

Class	Player, Team	Season	G	Reb.	Avg.
Senior	Kermit Washington, American.....	1973	22	439	20.0
Junior	Marvin Barnes, Providence.....	1973	30	571	19.0
Sophomore	Brad Robinson, Kent St.....	1974	26	423	16.3
Freshman	Pete Padgett, Nevada.....	1973	26	462	17.8

ASSIST AVERAGE

Class	Player, Team	Season	G	Ast.	Avg.
Senior	Avery Johnson, Southern U.....	1988	30	399	13.30
Junior	Anthony Manuel, Bradley.....	1988	31	373	12.03
Sophomore	Curtis McCants, George Mason.....	1995	27	251	9.30
Freshman	Omar Cook, St. John's (N.Y.).....	2001	29	252	8.69

BLOCKED-SHOT AVERAGE

Class	Player, Team	Season	G	Blk.	Avg.
Senior	Wojciech Mydra, La.-Monroe.....	2002	32	172	5.38
Junior	Adonal Foyle, Colgate.....	1997	28	180	6.43
Sophomore	Keith Closs, Central Conn. St.....	1996	28	178	6.36
Freshman	Keith Closs, Central Conn. St.....	1995	26	139	5.35

STEAL AVERAGE

Class	Player, Team	Season	G	Stl.	Avg.
Senior	Desmond Cambridge, Alabama A&M.....	2002	29	160	5.52
Junior	Kenny Robertson, Cleveland St.....	1989	28	111	3.96
Sophomore	Gerald Walker, San Francisco.....	1994	28	109	3.89
Freshman	Jason Kidd, California.....	1993	29	110	3.79

Top Season Performances by a Freshman

POINTS

Player, Team	Season	G	FG	3FG	FT	Pts.
Chris Jackson, LSU	1989	32	359	84	163	965
James Williams, Austin Peay	1973	29	360	—	134	854
Jason Conley, VMI	2002	28	285	79	171	820
Wayman Tisdale, Oklahoma	1983	33	338	—	134	810
Alphonso Ford, Mississippi Val.	1990	27	289	104	126	808

SCORING AVERAGE

Player, Team	Season	G	FG	3FG	FT	Pts.	Avg.
Chris Jackson, LSU	1989	32	359	84	163	965	30.2
Alphonso Ford, Mississippi Val.	1990	27	289	104	126	808	29.9
James Williams, Austin Peay	1973	29	360	—	134	854	29.4
Jason Conley, VMI	2002	28	285	79	171	820	29.3
Harry Kelly, Texas Southern	1980	26	313	—	127	753	29.0

FIELD-GOAL PERCENTAGE

Player, Team	Season	G	FG	FGA	Pct.
Sidney Moncrief, Arkansas	1976	28	149	224	66.5
Gary Trent, Ohio	1993	27	194	298	65.1
Ed Pinckney, Villanova	1982	32	169	264	64.0
David Harrison, Colorado	2002	27	139	218	63.8
Jimmy Lunsford, Alabama St.	1993	22	142	223	63.7

THREE-POINT FIELD GOALS MADE

Player, Team	Season	G	3FG
Keydren Clark, St. Peter's	2003	29	109
Keith Veney, Lamar	1993	27	106
Alphonso Ford, Mississippi Val.	1990	27	104
Tony Ross, San Diego St.	1987	28	104
Ronnie McCollum, Centenary (La.)	1998	30	101
Ken Tutt, Oral Roberts	2004	28	101

THREE-POINT FIELD GOALS MADE PER GAME

Player, Team	Season	G	3FG	Avg.
Keith Veney, Lamar	1993	27	106	3.93
Alphonso Ford, Mississippi Val.	1990	27	104	3.85
Keydren Clark, St. Peter's	2003	29	109	3.76
Tony Ross, San Diego St.	1987	28	104	3.71
Donnie Carr, La Salle	1997	27	99	3.67

THREE-POINT FIELD-GOAL PERCENTAGE

Player, Team	Season	G	3FG	3FGA	Pct.
Jay Edwards, Indiana	1988	23	59	110	53.6
Ross Richardson, Loyola Marymount	1991	25	61	116	52.6
Lance Barker, Valparaiso	1992	26	61	117	52.1
Ed Peterson, Yale	1989	28	53	104	51.0
Ross Land, Northern Ariz.	1997	28	64	126	50.8
Willie Brand, Texas-Arlington	1988	29	65	128	50.8

FREE-THROW PERCENTAGE

Player, Team	Season	G	FT	FTA	Pct.
Blake Ahearn, Southwest Mo. St.	2004	33	117	120	97.5
Jim Barton, Dartmouth	1986	26	65	69	94.2
J.J. Redick, Duke	2003	33	102	111	91.9
Steve Alford, Indiana	1984	31	137	150	91.3
Gerry McNamara, Syracuse	2003	35	90	99	90.9

REBOUNDS

Player, Team	Season	G	Reb.
Pete Padgett, Nevada	1973	26	462
Kenny Miller, Loyola (Ill.)	1988	29	395
Shaquille O'Neal, LSU	1990	32	385
Ralph Sampson, Virginia	1980	34	381
Paul Millsap, Louisiana Tech	2004	30	374

REBOUND AVERAGE

Player, Team	Season	G	Reb.	Avg.
Pete Padgett, Nevada	1973	26	462	17.8
Glenn Moseley, Seton Hall	1974	21	299	14.2
Ira Terrell, Southern Methodist	1973	25	352	14.1
Kenny Miller, Loyola (Ill.)	1988	29	395	13.6
Bob Stephens, Drexel	1976	23	307	13.3

ASSISTS

Player, Team	Season	G	Ast.
Bobby Hurley, Duke	1990	38	288
Kenny Anderson, Georgia Tech	1990	35	285

Player, Team	Season	G	Ast.
T.J. Ford, Texas	2002	33	273
Andre LaFleur, Northeastern	1984	32	252
Omar Cook, St. John's (N.Y.)	2001	29	252
Chris Thomas, Notre Dame	2002	33	252

ASSIST AVERAGE

Player, Team	Season	G	Ast.	Avg.
Omar Cook, St. John's (N.Y.)	2001	29	252	8.69
T.J. Ford, Texas	2002	33	273	8.27
Orlando Smart, San Francisco	1991	29	237	8.17
Kenny Anderson, Georgia Tech	1990	35	285	8.14
Taurence Chisholm, Delaware	1985	28	224	8.00

BLOCKED SHOTS

Player, Team	Season	G	Blk.
Shawn Bradley, Brigham Young	1991	34	177
Alonzo Mourning, Georgetown	1989	34	169
Adonal Foyle, Colgate	1995	30	147
Alvin Jones, Georgia Tech	1998	33	141
Keith Closs, Central Conn. St.	1995	26	139

BLOCKED-SHOT AVERAGE

Player, Team	Season	G	Blk.	Avg.
Keith Closs, Central Conn. St.	1995	26	139	5.35
Shawn Bradley, Brigham Young	1991	34	177	5.21
Alonzo Mourning, Georgetown	1989	34	169	4.97
Adonal Foyle, Colgate	1995	30	147	4.90
Richard Lugo, St. Francis (N.Y.)	1997	28	125	4.46

STEALS

Player, Team	Season	G	Stl.
Nadav Henefeld, Connecticut	1990	37	138
Jason Kidd, California	1993	29	110
Kellii Taylor, Pittsburgh	1997	32	101
Ben Larson, Cal Poly	1996	29	100
Five tied with 90			

STEAL AVERAGE

Player, Team	Season	G	Stl.	Avg.
Jason Kidd, California	1993	29	110	3.79
Nadav Henefeld, Connecticut	1990	37	138	3.73
Ben Larson, Cal Poly	1996	29	100	3.45
Eric Murdock, Providence	1988	28	90	3.21
Pat Baldwin, Northwestern	1991	28	90	3.21
Joel Hoover, Md.-East. Shore	1997	28	90	3.21

Career Records

POINTS

Player, Team	Ht.	Last Season	Yrs.	G	FG	3FG#	FT	Pts.
Pete Maravich, LSU	6-5	1970	3	83	1,387	—	893	3,667
Freeman Williams, Portland St.	6-4	1978	4	106	1,369	—	511	3,249
Lionel Simmons, La Salle	6-7	1990	4	131	1,244	56	673	3,217
Alphonso Ford, Mississippi Val.	6-2	1993	4	109	1,121	333	590	3,165
Harry Kelly, Texas Southern	6-7	1983	4	110	1,234	—	598	3,066
Hersey Hawkins, Bradley	6-3	1988	4	125	1,100	118	690	3,008
Oscar Robertson, Cincinnati	6-5	1960	3	88	1,052	—	869	2,973
Danny Manning, Kansas	6-10	1988	4	147	1,216	10	509	2,951
Alfredrick Hughes, Loyola (Ill.)	6-5	1985	4	120	1,226	—	462	2,914
Elvin Hayes, Houston	6-8	1968	3	93	1,215	—	454	2,884
Larry Bird, Indiana St.	6-9	1979	3	94	1,154	—	542	2,850
Otis Birdsong, Houston	6-4	1977	4	116	1,176	—	480	2,832
Kevin Bradshaw, Bethune-Cookman & U.S. Int'l.	6-6	1991	4	111	1,027	132	618	2,804
Allan Houston, Tennessee	6-5	1993	4	128	902	346	651	2,801
Hank Gathers, Southern California & Loyola Marymount	6-7	1990	4	117	1,127	0	469	2,723
Reggie Lewis, Northeastern	6-7	1987	4	122	1,043	30(1)	592	2,708
Daren Queenan, Lehigh	6-5	1988	4	118	1,024	29	626	2,703
Byron Larkin, Xavier	6-3	1988	4	121	1,022	51	601	2,696
David Robinson, Navy	7-1	1987	4	127	1,032	1	604	2,669
Wayman Tisdale, Oklahoma	6-9	1985	3	104	1,077	—	507	2,661
Troy Bell, Boston College	6-1	2003	4	122	761	300	810	2,632
Michael Brooks, La Salle	6-7	1980	4	114	1,064	—	500	2,628
Calbert Cheaney, Indiana	6-6	1993	4	132	1,018	148	429	2,613
Mark Macon, Temple	6-5	1991	4	126	980	246	403	2,609
Don Maclean, UCLA	6-10	1992	4	127	943	11	711	2,608
Joe Dumars, McNeese St.	6-3	1985	4	116	941	(5)	723	2,605
Henry Dombercant, Eastern Ill.	6-4	2003	4	120	861	285	595	2,602

Player, Team	Last							
	Ht.	Season	Yrs.	G	FG	3FG#	FT	Pts.
Terrance Bailey, Wagner	6-2	1987	4	110	985	42	579	2,591
Dickie Hemric, Wake Forest ...	6-6	1955	4	104	841	—	905	2,587
Calvin Natt, La.-Monroe	6-5	1979	4	108	1,017	—	547	2,581
Derrick Chievous, Missouri	6-7	1988	4	130	893	30	764	2,580
Skip Henderson, Marshall	6-2	1988	4	125	1,000	133	441	2,574
Austin Carr, Notre Dame.....	6-3	1971	3	74	1,017	—	526	2,560
Sean Elliott, Arizona	6-8	1989	4	133	896	140	623	2,555
Rodney Monroe, North Caro. St.	6-3	1991	4	124	885	322	459	2,551
Calvin Murphy, Niagara.....	5-10	1970	3	77	947	—	654	2,548
Keith Van Horn, Utah.....	6-9	1997	4	122	891	206	554	2,542
Frank Selvy, Furman.....	6-3	1954	3	78	922	—	694	2,538
Johnny Dawkins, Duke	6-2	1986	4	133	1,026	(19)	485	2,537
Willie Jackson, Centenary (La.)	6-6	1984	4	114	995	(18)	545	2,535
Steve Rogers, Alabama St.	6-5	1992	4	113	817	187	713	2,534
Steve Burt, Iona.....	6-2	1984	4	121	1,003	—	528	2,534
Shawn Rеспert, Michigan St. .	6-3	1995	4	118	866	331	468	2,531
Joe Jakubick, Akron.....	6-5	1984	4	108	973	(53)	584	2,530
Andrew Toney, La.-Lafayette ..	6-3	1980	4	107	996	—	534	2,526
Ron Perry, Holy Cross.....	6-2	1980	4	109	922	—	680	2,524
Ronnie McCollum, Centenary (La.).....	6-4	2001	4	113	822	345	535	2,524
Mike Olliver, Lamar.....	6-1	1981	4	122	1,130	—	258	2,518
Bryant Stith, Virginia	6-5	1992	4	131	856	114	690	2,516
Bill Bradley, Princeton	6-5	1965	3	83	856	—	791	2,503
Jeff Grayer, Iowa St.	6-5	1988	4	125	974	27	527	2,502
Elgin Baylor, Albertson & Seattle.....	6-6	1958	3	80	956	—	588	2,500

Listed is the number of three-pointers scored since it became the national rule in 1987; the number in the parenthesis is number scored before 1987—these counted as three points in the game but counted as two-pointers in the national rankings. The three-pointers in the parenthesis are not included in total points.

2,000-POINT SCORERS

A total of 405 players in Division I history have scored at least 2,000 points over their careers. The first was Jim Lacy, Loyola (Md.), with 2,154 over four seasons ending with 1949. The first to reach 2,000 in a three-season career was Furman's Frank Selvy, 2,538 through 1954. The 405 come from 209 different colleges. Duke leads with eight 2,000-pointers: Jim Spanarkel (last season was 1979), Mike Gminski (1980), Gene Banks (1981), Mark Alarie (1986), Johnny Dawkins (1986), Danny Ferry (1989), Christian Laettner (1992) and Jason Williams (2002). Next are Georgia Tech and La Salle with six, followed by Indiana, Michigan, Murray State, North Carolina, Notre Dame, Oklahoma, Tennessee, Villanova, Wake Forest and Xavier with five apiece.

SCORING AVERAGE

(Minimum 1,400 points)

Player, Team	Last						
	Season	Yrs.	G	FG	3FG	FT	Pts. Avg.
Pete Maravich, LSU	1968	3	83	1,387	—	893	3,667 44.2
Austin Carr, Notre Dame	1971	3	74	1,017	—	526	2,560 34.6
Oscar Robertson, Cincinnati	1960	3	88	1,052	—	869	2,973 33.8
Calvin Murphy, Niagara.....	1970	3	77	947	—	654	2,548 33.1
Dwight Lamar, La.-Lafayette	†1973	2	57	768	—	326	1,862 32.7
Frank Selvy, Furman	1954	3	78	922	—	694	2,538 32.5
Rick Mount, Purdue.....	1970	3	72	910	—	503	2,323 32.3
Darrell Floyd, Furman.....	1956	3	71	868	—	545	2,281 32.1
Nick Werkman, Seton Hall	1964	3	71	812	—	649	2,273 32.0
Willie Humes, Idaho St.	1971	2	48	565	—	380	1,510 31.5
William Averitt, Pepperdine.....	1973	2	49	615	—	311	1,541 31.4
Elgin Baylor, Albertson & Seattle.	1958	3	80	956	—	588	2,500 31.3
Elvin Hayes, Houston	1968	3	93	1,215	—	454	2,884 31.0
Freeman Williams, Portland St. ..	1978	4	106	1,369	—	511	3,249 30.7
Larry Bird, Indiana St.	1979	3	94	1,154	—	542	2,850 30.3
Bill Bradley, Princeton	1965	3	83	856	—	791	2,503 30.2
Rich Fuqua, Oral Roberts	†1973	2	54	692	—	233	1,617 29.9
Wilt Chamberlain, Kansas	1958	2	48	503	—	427	1,433 29.9
Rick Barry, Miami (Fla.).....	1965	3	77	816	—	666	2,298 29.8
Doug Collins, Illinois St.	1973	3	77	894	—	452	2,240 29.1
Alphonso Ford, Mississippi Val. .	1993	4	109	1,121	333	590	3,165 29.0
Chris Jackson, LSU.....	1990	2	64	664	172	354	1,854 29.0
Dave Schellhase, Purdue.....	1966	3	74	746	—	582	2,074 28.8
Dick Wilkinson, Virginia	1955	3	78	783	—	665	2,233 28.6
James Williams, Austin Peay.....	1974	2	54	632	—	277	1,541 28.5

† Each played two years of non-Division I competition (Lamar—four years, 3,493 points and 31.2 average; Fuqua—four years, 3,004 points and 27.1 average).

FIELD-GOAL PERCENTAGE

(Minimum 400 field goals made and 4 field goals made per game)

Player, Team	Last						
	Ht.	Season	Yrs.	G	FG	FGA	Pct.
Steve Johnson, Oregon St.	6-10	1981	4	116	828	1,222	67.8
Michael Bradley, Kentucky & Villanova	6-10	2001	3	100	441	651	67.7
Murray Brown, Florida St.	6-8	1980	4	106	566	847	66.8

Player, Team	Last						
	Ht.	Season	Yrs.	G	FG	FGA	Pct.
Lee Campbell, Middle Tenn. & Southwest Mo. St.	6-7	1990	3	88	411	618	66.5
Warren Kidd, Middle Tenn.	6-9	1993	3	83	496	747	66.4
Todd MacCulloch, Washington	7-0	1999	4	115	702	1,058	66.4
Joe Senser, West Chester.....	6-5	1979	4	96	476	719	66.2
Kevin Magee, UC Irvine.....	6-8	1982	2	56	552	841	65.6
Orlando Phillips, Pepperdine	6-7	1983	2	58	404	618	65.4
Bill Walton, UCLA	6-11	1974	3	87	747	1,147	65.1
William Herndon, Massachusetts	6-3	1992	4	100	472	728	64.8
Sean Finn, Dayton.....	7-0	2004	4	123	414	640	64.7
Larry Stewart, Coppin St.	6-8	1991	3	91	676	1,046	64.6
Adam Mark, Belmont.....	6-8	2004	4	112	656	1,018	64.4
Larry Johnson, UNLV.....	6-7	1991	2	75	612	952	64.3
Dwayne Davis, Florida.....	6-7	1991	4	124	572	892	64.1
Low Alcindor, UCLA	7-2	1969	3	88	943	1,476	63.9
Akeem Olajuwon, Houston	7-0	1984	3	100	532	833	63.9
Brendan Haywood, North Carolina...	7-0	2001	4	141	541	849	63.7
Oliver Miller, Arkansas	6-9	1992	4	137	680	1,069	63.6
Mike Coleman, Liberty.....	6-7	1992	4	105	421	663	63.5
Jeff Ruland, Iona.....	6-10	1980	3	89	717	1,130	63.5
Mark McNamara, California.....	6-10	1982	4	107	709	1,119	63.4
Dan McClintock, Northern Ariz.	7-0	2000	4	115	542	858	63.2
Cherokee Rhone, Centenary (La.).....	6-8	1982	3	63	421	667	63.1
Carlos Boozer, Duke.....	6-9	2002	3	101	554	878	63.1
Bobby Lee Hurt, Alabama.....	6-9	1985	4	126	646	1,024	63.1

THREE-POINT FIELD GOALS

Player, Team	Last				
	Ht.	Season	Yrs.	G	3FG
Curtis Staples, Virginia	6-3	1998	4	122	413
Keith Venev, Lamar & Marshall.....	6-3	1997	4	111	409
Doug Day, Radford.....	6-1	1993	4	117	401
Michael Watson, UMKC	6-0	2004	4	117	391
Ronnie Schmitz, UMKC	6-3	1993	4	112	378
Mark Alberts, Akron.....	6-1	1993	4	107	375
Brett Blizzard, UNC Wilmington	6-4	2003	4	125	371
Kyle Korver, Creighton	6-7	2003	4	128	371
Pat Bradley, Arkansas.....	6-2	1999	4	132	366
Bryce Drew, Valparaiso.....	6-3	1998	4	121	364
Jeff Fryer, Loyola Marymount	6-2	1990	4	112	363
Terrence Woods, Florida A&M.....	6-3	2004	4	123	353
Dennis Scott, Georgia Tech	6-8	1990	3	99	351
Rashad Phillips, Detroit	5-10	2001	4	129	348
Allan Houston, Tennessee.....	6-5	1993	4	128	346
Jobey Thomas, Charlotte	6-4	2002	4	130	346
Ronnie McCollum, Centenary (La.)	6-4	2001	4	113	345
Trajan Langdon, Duke.....	6-4	1999	4	136	342
Demon Brown, Charlotte	6-1	2004	4	120	341
Louis Bullock, Michigan	6-2	1999	4	132	339
Jeff Boschee, Kansas	6-3	2002	4	137	338
Gary Buchanan, Villanova.....	6-3	2003	4	122	337
Alphonso Ford, Mississippi Val.	6-2	1993	4	109	333
Tim Gill, Oral Roberts	6-2	1998	4	112	333
Pete Lisicky, Penn St.	6-4	1998	4	118	332
Brian Merriweather, Tex.-Pan American	6-3	2001	3	84	332
Clarence Gilbert, Missouri.....	6-2	2002	4	128	332

THREE-POINT FIELD GOALS PER GAME

(Minimum 200 three-point field goals made)

Player, Team	Last				
	Ht.	Season	Yrs.	G	3FG Avg.
Timothy Pollard, Mississippi Val.	6-3	1989	2	56	256 4.57
Sydney Grider, La.-Lafayette	6-3	1990	2	58	253 4.36
Brian Merriweather, Tex.-Pan American.....	6-3	2001	3	84	332 3.95
Josh Heard, Tennessee Tech	6-2	2000	2	55	210 3.82
Kareem Townes, La Salle	6-3	1995	3	81	300 3.70




Photo by UMKC Sports Information

UMKC's Michael Watson finished his career among the leaders in three-point field goals and three-point field goals per game.

Player, Team	Last				
	Ht.	Season	Yrs.	G	3FG Avg.
Keith Venev, Lamar & Marshall	6-3	1997	4	111	409 3.68
Dave Mooney, Coastal Caro.	6-4	1988	2	56	202 3.61
Dennis Scott, Georgia Tech	6-8	1990	3	99	351 3.55
Mark Alberts, Akron	6-1	1993	4	107	375 3.50
Doug Day, Radford	6-1	1993	4	117	401 3.43
Curtis Staples, Virginia	6-3	1998	4	122	413 3.39
Ronnie Schmitz, UMKC	6-3	1993	4	112	378 3.38
Michael Watson, UMKC	6-0	2004	4	117	391 3.34
Jeff Fryer, Loyola Marymount	6-2	1990	4	112	363 3.24
Dana Barros, Boston College	5-11	1989	3	91	291 3.20
Tony Ross, San Diego St.	6-3	1989	3	85	270 3.18
Randy Woods, La Salle	6-0	1992	3	88	278 3.16
Dominick Young, Fresno St.	5-10	1997	3	89	279 3.13
Wally Lancaster, Virginia Tech	6-5	1989	3	82	257 3.13
David Stivulich, St. Mary's (Cal.)	5-10	1998	3	76	238 3.13
Jim Barton, Dartmouth	6-4	1989	3	78	242 3.10
Alan Barkside, Colorado & Ark.-Little Rock	6-4	2001	4	86	264 3.07
Alphonso Ford, Mississippi Val.	6-2	1993	4	109	333 3.06
Ronnie McCollum, Centenary (La.)	6-4	2001	4	113	345 3.05
Charles Jones, Rutgers & Long Island	6-3	1998	4	108	329 3.05

THREE-POINT FIELD-GOAL PERCENTAGE

(Minimum 200 three-point field goals made and 2.0 three-point field goals made per game)

Player, Team	Last				
	Ht.	Season	Yrs.	G	3FG 3FGA Pct.
Tony Bennett, Wis.-Green Bay	6-0	1992	4	118	290 584 49.7
David Olson, Eastern Ill.	6-4	1992	4	111	262 562 46.6
Ross Land, Northern Ariz.	6-5	2000	4	117	308 664 46.4
Dan Dickau, Washington & Gonzaga	6-0	2002	4	97	215 465 46.2
Sean Jackson, Ohio & Princeton	5-11	1992	4	104	243 528 46.0
Barry Booker, Vanderbilt	6-3	1989	3	98	246 535 46.0
Kevin Booth, Mt. St. Mary's	6-0	1993	5	110	265 577 45.9
Dave Calloway, Monmouth	6-3	1991	4	115	260 567 45.9
Tony Ross, San Diego St.	6-3	1992	3	85	270 589 45.8
Jason Matthews, Pittsburgh	6-3	1991	4	123	259 567 45.7
Corey Reed, Radford	6-6	1998	4	104	232 510 45.5
Jim Barton, Dartmouth	6-4	1989	3	78	242 532 45.5
Shawn Respert, Michigan St.	6-3	1995	4	118	331 728 45.5
Kyle Korver, Creighton	6-7	2003	4	128	371 819 45.3
Carlton Becton, N.C. A&T	6-6	1989	3	84	209 462 45.2
Eric Channing, New Mexico St.	6-4	2002	4	124	283 627 45.1
Ray Allen, Connecticut	6-5	1996	3	101	233 520 44.8
Curtis Shelton, Southeast Mo. St.	5-9	1994	4	107	215 480 44.8
Jeff McCool, New Mexico St.	6-5	1989	3	92	201 450 44.7
Jason Kapono, UCLA	6-8	2003	4	127	317 710 44.6
Scott Neely, Campbell	6-3	1996	4	115	244 553 44.1
Wesley Person, Auburn	6-6	1994	4	108	262 594 44.1
Tim Gill, Oral Roberts	6-2	1998	4	112	333 757 44.0
Mark Alberts, Akron	6-1	1993	4	107	375 853 44.0
John Rillie, Gonzaga	6-5	1995	3	88	230 524 43.9
Scott Hartzell, UNC Greensboro	6-0	1996	4	113	309 704 43.9
Andy Kennedy, North Carolina St. & UAB	6-8	1991	4	121	330 752 43.9

FREE-THROW PERCENTAGE

(Minimum 300 free throws made and 2.5 free throws made per game)

Player, Team	Last				
	Season	Yrs.	G	FT FTA	Pct.
Gary Buchanan, Villanova	2003	4	122	324 355	91.3
Greg Starrick, Kentucky & Southern Ill.	1972	4	72	341 375	90.9
Jack Moore, Nebraska	1982	4	105	446 495	90.1
Steve Henson, Kansas St.	1990	4	127	361 401	90.0
Steve Alford, Indiana	1987	4	125	535 596	89.8
Bob Lloyd, Rutgers	1967	3	77	543 605	89.8
Jake Sullivan, Iowa St.	2004	4	123	354 395	89.6
Jim Barton, Dartmouth	1989	4	104	394 440	89.5
Tommy Boyer, Arkansas	1963	3	70	315 353	89.2
Kyle Korver, Creighton	2003	4	128	312 350	89.1
Brent Jolly, Tennessee Tech	2003	4	123	347 391	88.7
Marcus Wilson, Evansville	1999	4	119	455 513	88.7
Joe Crispin, Penn St.	2001	4	127	448 506	88.5
Ron Perry, Holy Cross	1980	4	109	680 768	88.5
Joe Dykstra, Western Ill.	1983	4	117	587 663	88.5
Mike Joseph, Bucknell	1990	4	115	397 449	88.4
Kyle Macy, Purdue & Kentucky	1980	5	125	416 471	88.3
Matt Hildebrand, Liberty	1994	4	117	398 451	88.2
Jimmy England, Tennessee	1971	3	81	319 362	88.1
Rod Foster, UCLA	1983	4	113	309 351	88.0
Michael Smith, Brigham Young	1989	4	122	431 491	87.8
Jason Matthews, Pittsburgh	1991	4	123	481 548	87.8
Mike Iuzzolino, Penn St. & St. Francis (Pa.)	1991	4	112	402 458	87.8

Player, Team	Last				
	Season	Yrs.	G	FT FTA	Pct.
Rick Suder, Duquesne	1986	4	105	342 390	87.7
Bill Bradley, Princeton	1965	3	83	791 903	87.6
William Lewis, Monmouth	1992	4	112	317 362	87.6

REBOUNDS

Player, Team	Last				
	Ht.	Season	Yrs.	G	Reb.
Tom Gola, La Salle	6-6	1955	4	118	2,201
Joe Holup, George Washington	6-6	1956	4	104	2,030
Charlie Slack, Marshall	6-5	1956	4	88	1,916
Ed Conlin, Fordham	6-5	1955	4	102	1,884
Dickie Hemric, Wake Forest	6-6	1955	4	104	1,802
Paul Silas, Creighton	6-7	1964	3	81	1,751
Art Quimby, Connecticut	6-5	1955	4	80	1,716
Jerry Harper, Alabama	6-8	1956	4	93	1,688
Jeff Cohen, William & Mary	6-7	1961	4	103	1,679
Steve Hamilton, Morehead St.	6-7	1958	4	102	1,675
Charlie Tyra, Louisville	6-8	1957	4	95	1,617
Bill Russell, San Francisco	6-9	1956	3	79	1,606
Elvin Hayes, Houston	6-8	1968	3	93	1,602
Ron Shavlik, North Carolina St.	6-8	1956	3	95	1,598
Marvin Barnes, Providence	6-9	1974	3	89	1,592
Tim Duncan, Wake Forest	6-11	1997	4	128	1,570
Elgin Baylor, Albertson & Seattle	6-6	1958	3	80	1,559
Ernie Beck, Pennsylvania	6-4	1953	3	82	1,557
Dave DeBusschere, Detroit	6-5	1962	3	80	1,552
Wes Unseld, Louisville	6-8	1968	3	82	1,551
Derrick Coleman, Syracuse	6-9	1990	4	143	1,537
Malik Rose, Drexel	6-7	1996	4	120	1,514
Ralph Sampson, Virginia	7-4	1983	4	132	1,511
Chris Smith, Virginia Tech	6-6	1961	4	88	1,508
Keith Swagerty, Pacific	6-7	1967	3	82	1,505

(For careers beginning in 1973 or after)

Player, Team	Last				
	Ht.	Season	Yrs.	G	Reb.
Tim Duncan, Wake Forest	6-11	1997	4	128	1,570
Derrick Coleman, Syracuse	6-9	1990	4	143	1,537
Malik Rose, Drexel	6-7	1996	4	120	1,514
Ralph Sampson, Virginia	7-4	1983	4	132	1,511
Pete Padgett, Nevada	6-8	1976	4	104	1,464
Lionel Simmons, La Salle	6-7	1990	4	131	1,429
Anthony Bonner, St. Louis	6-7	1990	4	133	1,424
Tyrone Hill, Xavier	6-9	1990	4	126	1,380
Popeye Jones, Murray St.	6-8	1992	4	123	1,374
Michael Brooks, La Salle	6-7	1980	4	114	1,372
Xavier McDaniel, Wichita St.	6-7	1985	4	117	1,359
John Irving, Arizona & Hofstra	6-9	1977	4	103	1,348
Sam Clancy, Pittsburgh	6-6	1981	4	116	1,342
Keith Lee, Memphis	6-10	1985	4	128	1,336
Larry Smith, Alcorn St.	6-8	1980	4	111	1,334
Clarence Weatherspoon, Southern Miss.	6-7	1992	4	117	1,320
Michael Cage, San Diego St.	6-9	1984	4	112	1,317
Bob Stephens, Drexel	6-7	1979	4	99	1,316
Patrick Ewing, Georgetown	7-0	1985	4	143	1,316
David Robinson, Navy	7-1	1987	4	127	1,314
Wayne Rollins, Clemson	7-1	1977	4	110	1,311
David West, Xavier	6-9	2003	4	126	1,309
Bob Warner, Maine	6-6	1976	4	96	1,304
Ervin Johnson, New Orleans	6-11	1993	4	123	1,287
Calvin Natt, La.-Monroe	6-5	1979	4	108	1,285

REBOUND AVERAGE

(Minimum 800 rebounds)

Player, Team	Last				
	Ht.	Season	Yrs.	G	Reb. Avg.
Artis Gilmore, Jacksonville	7-2	1971	2	54	1,224 22.7
Charlie Slack, Marshall	6-5	1956	4	88	1,916 21.8
Paul Silas, Creighton	6-7	1964	3	81	1,751 21.6
Leroy Wright, Pacific	6-8	1960	3	67	1,442 21.5
Art Quimby, Connecticut	6-5	1955	4	80	1,716 21.5
Walt Dukes, Seton Hall	6-10	1953	2	59	1,247 21.1
Bill Russell, San Francisco	6-9	1956	3	79	1,606 20.3
Kermit Washington, American	6-8	1973	3	73	1,478 20.2
Julius Erving, Massachusetts	6-6	1971	2	52	1,049 20.2
Joe Holup, George Washington	6-6	1956	4	104	2,030 19.5
Elgin Baylor, Albertson & Seattle	6-6	1958	3	80	1,559 19.5
Dave DeBusschere, Detroit	6-5	1962	3	80	1,552 19.4
Ernie Beck, Pennsylvania	6-4	1953	3	82	1,557 19.0
Wes Unseld, Louisville	6-8	1968	3	82	1,551 18.9
Tom Gola, La Salle	6-6	1955	4	118	2,201 18.7
Ed Conlin, Fordham	6-5	1955	4	102	1,884 18.5
Keith Swagerty, Pacific	6-7	1967	3	82	1,505 18.4
Wilt Chamberlain, Kansas	7-0	1958	2	48	877 18.3

Player, Team	Ht.	Last			G	Reb.	Avg.
		Season	Yrs.	Yrs.			
Jerry Harper, Alabama	6-8	1956	4	93	1,688	18.2	
Dick Cunningham, Murray St.	6-10	1968	3	71	1,292	18.2	
Marvin Barnes, Providence	6-9	1974	3	89	1,592	17.9	
Jim Barnes, UTEP	6-8	1964	2	54	965	17.9	
Alex Ellis, Niagara	6-5	1958	3	77	1,376	17.9	
Dickie Hemric, Wake Forest	6-6	1955	4	104	1,802	17.3	
Elvin Hayes, Houston	6-8	1968	3	93	1,602	17.2	

(For careers beginning in 1973 or after; minimum 800 rebounds)

Player, Team	Ht.	Last			G	Reb.	Avg.
		Season	Yrs.	Yrs.			
Glenn Mosley, Seton Hall	6-8	1977	4	83	1,263	15.2	
Bill Campion, Manhattan	6-10	1975	3	74	1,070	14.6	
Pete Padgett, Nevada	6-8	1976	4	104	1,464	14.1	
Bob Warner, Maine	6-6	1976	4	96	1,304	13.6	
Shaquille O'Neal, LSU	7-1	1992	3	90	1,217	13.5	
Cornelius Cash, Bowling Green	6-8	1975	3	79	1,068	13.5	
Ira Terrell, Southern Methodist	6-8	1976	3	80	1,077	13.5	
Bob Stephens, Drexel	6-7	1979	4	99	1,316	13.3	
Larry Bird, Indiana St.	6-9	1979	3	94	1,247	13.3	
Bernard King, Tennessee	6-7	1977	3	76	1,004	13.2	
John Irving, Arizona & Hofstra	6-9	1977	4	103	1,348	13.1	
Carey Scurry, Long Island	6-9	1985	3	79	1,013	12.8	
Adonal Foyle, Colgate	6-10	1997	3	87	1,103	12.7	
Warren Kidd, Middle Tenn.	6-6	1993	3	83	1,048	12.6	
Malik Rose, Drexel	6-7	1996	4	120	1,514	12.6	
Jervahgn Scales, Southern U.	6-6	1994	3	88	1,099	12.5	
Tim Duncan, Wake Forest	6-11	1997	4	128	1,570	12.3	
Michael Brooks, La Salle	6-7	1980	4	114	1,372	12.0	
Larry Smith, Alcorn St.	6-8	1980	4	111	1,334	12.0	
Wayne Rollins, Clemson	7-1	1977	4	110	1,311	11.9	
Calvin Natt, La.-Monroe	6-5	1979	4	108	1,285	11.9	
Ed Lawrence, McNeese St.	7-0	1976	4	102	1,212	11.9	
Michael Cage, San Diego St.	6-9	1984	4	112	1,317	11.8	
Xavier McDaniel, Wichita St.	6-7	1985	4	117	1,359	11.6	
John Rudd, McNeese St.	6-6	1978	4	102	1,181	11.6	
Sam Clancy, Pittsburgh	6-6	1981	4	116	1,342	11.6	
Larry Stewart, Coppin St.	6-6	1991	3	91	1,052	11.6	
Reggie Jackson, Nicholls St.	6-6	1995	4	110	1,271	11.6	

ASSISTS

Player, Team	Ht.	Last			G	Ast.
		Season	Yrs.	Yrs.		
Bobby Hurley, Duke	6-0	1993	4	140	1,076	
Chris Corchiani, North Carolina St.	6-1	1991	4	124	1,038	
Ed Cota, North Carolina	6-2	2000	4	138	1,030	
Keith Jennings, East Tenn. St.	5-7	1991	4	127	983	
Steve Blake, Maryland	6-3	2003	4	138	972	
Sherman Douglas, Syracuse	6-0	1989	4	138	960	
Tony Miller, Marquette	6-0	1995	4	123	956	
Greg Anthony, Portland & UNLV	6-1	1991	4	138	950	
Doug Gottlieb, Notre Dame & Oklahoma St.	6-1	2000	4	124	947	
Gary Payton, Oregon St.	6-2	1990	4	120	939	
Orlando Smart, San Francisco	6-0	1994	4	116	902	
Andre LaFleur, Northeastern	6-3	1987	4	128	894	
Chico Fletcher, Arkansas St.	5-6	2000	4	114	893	
Jim Les, Bradley	5-11	1986	4	118	884	
Frank Smith, Old Dominion	6-0	1988	4	120	883	
Taurence Chisholm, Delaware	5-7	1988	4	110	877	
Grayson Marshall, Clemson	6-2	1988	4	122	857	
Anthony Manuel, Bradley	5-11	1989	4	108	855	



Photo by Duke Sports Information

Chris Duhon totaled 819 assists during his Duke career.

Player, Team	Ht.	Last			G	Ast.
		Season	Yrs.	Yrs.		
Pooh Richardson, UCLA	6-1	1989	4	122	833	
Butch Moore, Southern Methodist	5-10	1986	4	125	828	
Chris Duhon, Duke	6-1	2004	4	144	819	
Mateen Cleaves, Michigan St.	6-3	2000	4	123	816	
Drafton Davis, Marist	6-0	1988	4	115	804	
Jacque Vaughn, Kansas	6-1	1997	4	126	804	
Marc Brown, Siena	5-11	1991	4	123	796	

ASSIST AVERAGE

(Minimum 550 assists)

Player, Team	Ht.	Last			G	Ast.	Avg.
		Season	Yrs.	Yrs.			
Avery Johnson, Southern U.	5-11	1988	2	61	732	12.00	
Sam Crawford, New Mexico St.	5-8	1993	2	67	592	8.84	
Mark Wade, Oklahoma & UNLV	6-0	1987	3	79	693	8.77	
Chris Corchiani, North Carolina St.	6-1	1991	4	124	1,038	8.37	
Taurence Chisholm, Delaware	5-7	1988	4	110	877	7.97	
Van Usher, Tennessee Tech	6-0	1992	3	85	676	7.95	
Anthony Manuel, Bradley	5-11	1989	4	108	855	7.92	
Chico Fletcher, Arkansas St.	5-6	2000	4	114	893	7.83	
Gary Payton, Oregon St.	6-2	1990	4	120	938	7.82	
Orlando Smart, San Francisco	6-0	1994	4	116	902	7.78	
Tony Miller, Marquette	6-0	1995	4	123	956	7.77	
Keith Jennings, East Tenn. St.	5-7	1991	4	127	983	7.74	
Bobby Hurley, Duke	6-0	1993	4	140	1,076	7.69	
Doug Gottlieb, Notre Dame & Oklahoma St.	6-1	2000	4	124	947	7.63	
Chuck Evans, Old Dominion & Mississippi St.	5-11	1993	3	85	648	7.62	
Jim Les, Bradley	5-11	1986	4	118	884	7.49	
Ed Cota, North Carolina	6-2	2000	4	138	1,030	7.46	
Curtis McCants, George Mason	6-0	1998	3	81	598	7.38	
Frank Smith, Old Dominion	6-0	1988	4	120	883	7.36	
Doug Wojcik, Navy	6-1	1987	3	99	714	7.21	
Mark Woods, Wright St.	6-1	1993	4	113	811	7.18	
Nelson Haggerty, Baylor	6-0	1995	4	98	699	7.13	
Steve Blake, Maryland	6-3	2003	4	138	972	7.04	
Grayson Marshall, Clemson	6-2	1988	4	122	857	7.02	
Drafton Davis, Marist	6-0	1988	4	115	804	6.99	

BLOCKED SHOTS

Player, Team	Ht.	Last			G	Blk.
		Season	Yrs.	Yrs.		
Wojciech Mydra, La.-Monroe	7-2	2002	4	115	535	
Adonal Foyle, Colgate	6-10	1997	3	87	492	
Tim Duncan, Wake Forest	6-11	1997	4	128	481	
Alonzo Mourning, Georgetown	6-10	1992	4	120	453	
Tarvis Williams, Hampton	6-9	2001	4	114	452	
Ken Johnson, Ohio St.	6-11	2001	4	127	444	
Emeka Okafor, Connecticut	6-9	2004	3	103	441	
Lorenzo Coleman, Tennessee Tech	7-1	1997	4	113	437	
Calvin Booth, Penn St.	6-11	1999	4	114	428	
Theo Ratliff, Wyoming	6-10	1995	4	111	425	
Troy Murphy, Notre Dame	6-9	2001	3	94	425	
Etan Thomas, Syracuse	6-9	2000	4	122	424	
Rodney Blake, St. Joseph's	6-8	1988	4	116	419	
Shaquille O'Neal, LSU	7-1	1992	3	90	412	
Kevin Roberson, Vermont	6-7	1992	4	112	409	
Jim McIvaine, Marquette	7-1	1994	4	118	399	
Tim Perry, Temple	6-9	1988	4	130	392	
Jason Lawson, Villanova	6-11	1997	4	131	375	
Pervis Ellison, Louisville	6-9	1989	4	136	374	
Peter Aluma, Liberty	6-10	1997	4	119	366	
Acie Earl, Iowa	6-10	1993	4	116	365	
Jerome James, Florida A&M	7-1	1998	3	81	363	
Melvin Ely, Fresno St.	6-10	2002	4	124	361	
Kyle Davis, Auburn	6-10	2004	4	116	357	
Dikembe Mutombo, Georgetown	7-2	1991	3	96	354	

BLOCKED-SHOT AVERAGE

(Minimum 225 blocked shots)

Player, Team	Ht.	Last			G	Blk.	Avg.
		Season	Yrs.	Yrs.			
Keith Closs, Central Conn. St.	7-2	1996	2	54	317	5.87	
Adonal Foyle, Colgate	6-10	1997	3	87	492	5.66	
David Robinson, Navy	6-11	1987	2	67	351	5.24	
Wojciech Mydra, La.-Monroe	7-2	2002	4	115	535	4.65	
Shaquille O'Neal, LSU	7-1	1992	3	90	412	4.58	
Troy Murphy, Notre Dame	6-9	2001	3	94	425	4.52	
Jerome James, Florida A&M	7-1	1998	3	81	363	4.48	
Emeka Okafor, Connecticut	6-9	2004	3	103	441	4.28	
Justin Rowe, Maine	7-0	2003	2	55	226	4.11	
Tarvis Williams, Hampton	6-9	2001	4	114	452	3.96	
Lorenzo Coleman, Tennessee Tech	7-1	1997	4	113	437	3.87	
Theo Ratliff, Wyoming	6-10	1995	4	111	425	3.83	
Alonzo Mourning, Georgetown	6-10	1992	4	120	453	3.78	

Player, Team	Ht.	Last			G	Blk.	Avg.
		Season	Yrs.	Yrs.			
Tim Duncan, Wake Forest.....	6-11	1997	4	128	481	3.76	
Calvin Booth, Penn St.....	6-11	1999	4	114	428	3.75	
Lorenzo Williams, Stetson.....	6-9	1991	2	63	234	3.71	
Dikembe Mutombo, Georgetown.....	7-2	1991	3	96	354	3.69	
Marcus Camby, Massachusetts.....	6-11	1996	3	92	336	3.65	
Kevin Roberson, Vermont.....	6-7	1992	4	112	409	3.65	
Rodney Blake, St. Joseph's.....	6-8	1988	4	116	419	3.61	
Ken Johnson, Ohio St.....	6-11	2001	4	127	444	3.50	
Etan Thomas, Syracuse.....	6-9	2000	4	122	424	3.48	
Kelvin Cato, South Ala. & Iowa St.....	6-11	1997	3	79	274	3.47	
Jim McIvaine, Marquette.....	7-1	1994	4	118	399	3.38	
Brian Skinner, Baylor.....	6-10	1998	4	103	346	3.36	

STEALS

Player, Team	Ht.	Last			G	Stl.
		Season	Yrs.	Yrs.		
John Linehan, Providence.....	5-9	2002	5	122	385	
Eric Murdock, Providence.....	6-2	1991	4	117	376	
Pepe Sanchez, Temple.....	6-0	2000	4	116	365	
Cookie Belcher, Nebraska.....	6-4	2001	5	131	353	
Kevin Braswell, Georgetown.....	6-2	2002	4	128	349	
Bonzi Wells, Ball St.....	6-5	1998	4	116	347	
Gerald Walker, San Francisco.....	6-1	1996	4	111	344	
Johnny Rhodes, Maryland.....	6-6	1996	4	122	344	
Michael Anderson, Drexel.....	5-11	1988	4	115	341	
Kenny Robertson, Cleveland St.....	6-0	1990	4	119	341	
Keith Jennings, East Tenn. St.....	5-7	1991	4	127	334	
Juan Dixon, Maryland.....	6-3	2002	4	141	333	
Desmond Cambridge, Alabama A&M.....	6-1	2002	3	84	330	
Greg Anthony, Portland & UNLV.....	6-1	1991	4	138	329	
Jason Hart, Syracuse.....	6-3	2000	4	132	329	
Chris Corchiani, North Carolina St.....	6-1	1991	4	124	328	
Marques Green, St. Bonaventure.....	5-7	2004	4	112	325	
Gary Payton, Oregon St.....	6-2	1990	4	120	321	
Chris Garner, Memphis.....	5-10	1997	4	123	321	
Tim Winn, St. Bonaventure.....	5-10	2000	4	108	319	
Mark Woods, Wright St.....	6-1	1993	4	113	314	
Pointer Williams, Tulane & McNeese St.....	6-0	1996	4	115	314	
Scott Burrell, Connecticut.....	6-7	1993	4	119	310	
Clarence Ceasar, LSU.....	6-7	1995	4	112	310	
Shawnta Rogers, George Washington.....	5-4	1999	4	114	310	

STEAL AVERAGE

(Minimum 225 steals)

Player, Team	Ht.	Last			G	Stl.	Avg.
		Season	Yrs.	Yrs.			
Desmond Cambridge, Alabama A&M.....	6-1	2002	3	84	330	3.93	
Mookie Blaylock, Oklahoma.....	6-0	1989	2	74	281	3.80	
Ronn McMahon, Eastern Wash.....	5-9	1990	3	64	225	3.52	
Eric Murdock, Providence.....	6-2	1991	4	117	376	3.21	
Van Usher, Tennessee Tech.....	6-0	1992	3	85	270	3.18	
John Linehan, Providence.....	5-9	2002	5	122	385	3.16	
Pepe Sanchez, Temple.....	6-0	2000	4	116	365	3.15	
Gerald Walker, San Francisco.....	6-1	1996	4	111	344	3.10	
Bonzi Wells, Ball St.....	6-5	1998	4	116	347	2.99	
Michael Anderson, Drexel.....	5-11	1988	4	115	341	2.97	
Tim Winn, St. Bonaventure.....	5-10	2000	4	108	319	2.95	
Haywoode Workman, Oral Roberts.....	6-3	1989	3	85	250	2.94	
Shawn Griggs, LSU & La-Lafayette.....	6-6	1994	3	89	260	2.92	
Marques Green, St. Bonaventure.....	5-7	2004	4	112	325	2.90	
Morris Scott, Florida A&M.....	6-0	2001	4	87	252	2.90	
Kenny Robertson, Cleveland St.....	6-0	1990	4	119	341	2.87	
Jason Rowe, Loyola (Md).....	5-10	2000	4	95	272	2.86	
Darnell Mee, Western Ky.....	6-3	1993	3	91	259	2.85	
Pat Baldwin, Northwestern.....	6-1	1994	4	96	272	2.83	
Johnny Rhodes, Maryland.....	6-6	1996	4	122	344	2.82	
Mark Woods, Wright St.....	6-1	1993	4	113	314	2.78	
Clarence Ceasar, LSU.....	6-7	1995	4	112	310	2.77	
Aldwin Ware, Florida A&M.....	6-2	1988	4	110	301	2.74	
Jarion Childs, American.....	6-0	2000	4	108	295	2.73	
Pointer Williams, Tulane & McNeese St.....	6-0	1996	4	115	314	2.73	
Kevin Braswell, Georgetown.....	6-2	2002	4	128	349	2.73	

GAMES PLAYED

Player, Team	Ht.	Last		G
		Season	Yrs.	
Wayne Turner, Kentucky.....		1999	4	151
Christian Laettner, Duke.....		1992	4	148
Danny Manning, Kansas.....		1988	4	147
Shane Battier, Duke.....		2001	4	146
Stacey Augmon, UNLV.....		1991	4	145
Jamaal Magliore, Kentucky.....		2000	4	145
Chris Duhon, Duke.....		2004	4	144
Patrick Ewing, Georgetown.....		1985	4	143
Danny Ferry, Duke.....		1989	4	143

Derrick Coleman, Syracuse.....		1990	4	143
Jared Prickett, Kentucky.....		1997	4	143
Ryan Robertson, Kansas.....		1999	4	142
Nick Collison, Kansas.....		2003	4	142
Brian Davis, Duke.....		1992	4	141
Anthony Epps, Kentucky.....		1997	4	141
Brendan Haywood, North Carolina.....		2001	4	141
Juan Dixon, Maryland.....		2002	4	141
Kirk Hinrich, Kansas.....		2003	4	141
Kevin Freeman, Connecticut.....		2000	4	140
Charlie Bell, Michigan St.....		2001	4	140
Ralph Beard, Kentucky.....		1949	4	139
Lee Mayberry, Arkansas.....		1992	4	139
Kevin Pritchard, Kansas.....		1990	4	139
Ademola Okulaja, North Carolina.....		1999	4	139
Eric Chenowith, Kansas.....		2001	4	139
Dante Swanson, Tulsa.....		2003	4	139

2,000 POINTS & 1,000 REBOUNDS

Player, Team	Ht.	Last			G	Pts.	Reb.
		Season	Yrs.	Yrs.			
Lionel Simmons, La Salle.....	6-7	1990	4	131	3,217	1,429	
Harry Kelly, Texas Southern.....	6-7	1983	4	110	3,066	1,085	
Oscar Robertson, Cincinnati.....	6-5	1960	3	88	2,973	1,338	
Danny Manning, Kansas.....	6-10	1988	4	147	2,951	1,187	
Elvin Hayes, Houston.....	6-8	1968	3	93	2,884	1,602	
Larry Bird, Indiana St.....	6-9	1979	3	94	2,850	1,247	
Hank Gathers, Southern California & Loyola Marymount.....	6-7	1990	4	117	2,723	1,128	
Daren Queenan, Lehigh.....	6-5	1988	4	118	2,703	1,013	
David Robinson, Navy.....	7-1	1987	4	127	2,669	1,314	
Wayman Tisdale, Oklahoma.....	6-9	1985	3	104	2,661	1,048	
Michael Brooks, La Salle.....	6-7	1980	4	114	2,628	1,372	
Dickie Hemric, Wake Forest.....	6-6	1955	4	104	2,587	1,802	
Calvin Natt, La-Monroe.....	6-5	1979	4	108	2,581	1,285	
Keith Van Horn, Utah.....	6-9	1997	4	122	2,542	1,074	
Willie Jackson, Centenary (La.).....	6-6	1984	4	114	2,535	1,013	
Bill Bradley, Princeton.....	6-5	1965	3	83	2,503	1,008	
Elgin Baylor, Albertson & Seattle.....	6-6	1958	3	80	2,500	1,559	
Tom Gola, La Salle.....	6-6	1955	4	118	2,462	2,201	
Christian Laettner, Duke.....	6-11	1992	4	148	2,460	1,149	
Keith Lee, Memphis.....	6-11	1985	4	128	2,408	1,336	
Phil Sellers, Rutgers.....	6-5	1976	4	114	2,399	1,115	
Byron Houston, Oklahoma St.....	6-7	1992	4	127	2,379	1,190	
Ron Harper, Miami (Ohio).....	6-6	1986	4	120	2,377	1,119	
Bryant Reeves, Oklahoma St.....	7-0	1995	4	136	2,367	1,152	
Lew Alcindor, UCLA.....	7-2	1969	3	88	2,325	1,367	
Mike Gminski, Duke.....	6-11	1980	4	122	2,323	1,242	
Billy McGill, Utah.....	6-9	1962	3	86	2,321	1,106	
Adam Keefe, Stanford.....	6-9	1992	4	125	2,319	1,119	
Jerry West, West Virginia.....	6-3	1960	3	93	2,309	1,240	
Tunji Awojobi, Boston U.....	6-5	1997	4	114	2,308	1,237	
Jonathan Moore, Furman.....	6-8	1980	4	117	2,299	1,242	
Rick Barry, Miami (Fla.).....	6-7	1965	3	77	2,298	1,274	
Gary Winton, Army.....	6-5	1978	4	105	2,296	1,168	
Kenneth Lyons, North Texas.....	6-7	1983	4	111	2,291	1,020	
Tom Davis, Delaware St.....	6-6	1991	4	95	2,274	1,013	
Nick Werkman, Seton Hall.....	6-3	1964	3	71	2,273	1,036	
Jim McDaniel, Western Ky.....	7-0	1971	3	81	2,238	1,118	
Joe Holup, George Washington.....	6-6	1956	4	104	2,226	2,030	
Ralph Sampson, Virginia.....	7-4	1983	4	132	2,225	1,511	
Patrick Ewing, Georgetown.....	7-0	1985	4	143	2,184	1,316	
Doug Smith, Missouri.....	6-10	1991	4	128	2,184	1,054	
Jenny Sanders, George Mason.....	6-5	1989	4	107	2,177	1,026	
Joe Barry Carroll, Purdue.....	7-1	1980	4	123	2,175	1,148	
Reggie King, Alabama.....	6-6	1979	4	118	2,168	1,279	
Len Chappell, Wake Forest.....	6-8	1962	3	87	2,165	1,213	
Danny Ferry, Duke.....	6-10	1989	4	143	2,155	1,003	
Xavier McDaniel, Wichita St.....	6-7	1985	4	117	2,152	1,359	
Derrick Coleman, Syracuse.....	6-9	1990	4	143	2,143	1,537	
Joe Binion, N.C. A&T.....	6-8	1984	4	116	2,143	1,194	
Pervis Ellison, Louisville.....	6-9	1989	4	136	2,143	1,149	
Dan Issel, Kentucky.....	6-9	1970	3	83	2,138	1,078	
Jesse Arnel, Penn St.....	6-5	1955	4	102	2,138	1,238	
Sam Perkins, North Carolina.....	6-10	1984	4	135	2,133	1,167	
David West, Xavier.....	6-9	2003	4	126	2,132	1,309	
Bob Elliott, Arizona.....	6-10	1977	4	114	2,131	1,083	
Clarence Weatherspoon, Southern Miss.....	6-7	1992	4	117	2,130	1,320	
Reggie Jackson, Nicholls St.....	6-6	1995	4	110	2,124	1,271	
Greg Grant, Utah St.....	6-7	1986	4	115	2,124	1,003	
John Wallace, Syracuse.....	6-8	1996	4	127	2,119	1,065	
Tim Duncan, Wake Forest.....	6-11	1997	4	128	2,117	1,570	
Odell Hodge, Old Dominion.....	6-9	1997	5	128	2,117	1,086	
Bill Cartwright, San Francisco.....	6-11	1979	4	111	2,116	1,137	

Player, Team	Ht.	Season	Yrs.	G	Pts.	Reb.	Player, Team	Ht.	Season	Yrs.	G	Pts.	Reb.
Bob Harstad, Creighton.....	6-6	1991	4	128	2,110	1,126	Mark Acres, Oral Roberts.....	6-11	1985	4	110	2,038	1,051
Bob Trent, Ohio.....	6-8	1995	3	93	2,108	1,050	Fred Hetzel, Davidson.....	6-8	1965	3	79	2,032	1,094
Nick Collison, Kansas.....	6-9	2003	4	142	2,097	1,143	Bailey Howell, Mississippi St.....	6-7	1959	3	75	2,030	1,277
B.B. Davis, Lamar.....	6-8	1981	4	119	2,084	1,122	Malik Rose, Drexel.....	6-7	1996	4	120	2,024	1,514
Durand Macklin, LSU.....	6-7	1981	5	123	2,080	1,276	Larry Krystkowiak, Montana.....	6-9	1986	4	120	2,017	1,105
Ralph Crosthwaite, Western Ky.....	6-9	1959	4	103	2,076	1,309	Greg Kelsner, Michigan St.....	6-7	1979	4	115	2,014	1,092
Sidney Green, UNLV.....	6-9	1983	4	119	2,069	1,276	Brandon Hunter, Ohio.....	6-7	2003	4	119	2,012	1,103
Bob Lanier, St. Bonaventure.....	6-11	1970	3	75	2,067	1,180	Herb Williams, Ohio St.....	6-10	1981	4	114	2,011	1,111
Raef LaFrentz, Kansas.....	6-11	1998	4	131	2,066	1,186	Stacey Augmon, UNLV.....	6-8	1991	4	145	2,011	1,005
Fred West, Texas Southern.....	6-9	1990	4	118	2,066	1,136	Jeff Cohen, William & Mary.....	6-7	1961	4	103	2,003	1,679
Sidney Moncrief, Arkansas.....	6-4	1979	4	122	2,066	1,015	Tyrone Hill, Xavier.....	6-9	1990	4	126	2,003	1,380
Popeye Jones, Murray St.....	6-8	1992	4	123	2,057	1,374	Alonzo Mourning, Georgetown.....	6-10	1992	4	120	2,001	1,032
Danya Abrams, Boston College.....	6-7	1997	4	122	2,053	1,029	Josh Grant, Utah.....	6-9	1993	5	131	2,000	1,066

Top 10 Individual Scoring Leaders

Year-by-Year Top 10

1948

Rk.	Player, School	G	Pts.	Avg.
1.	Murray Wier, Iowa.....	19	399	21.0
2.	Tony Lavelli, Yale.....	27	554	20.5
3.	Frank Kudelka, St. Mary's.....	24	489	20.4
4.	Ernie Vandeweghe, Colgate.....	19	385	20.3
5.	Hal Haskins, Hamline.....	31	605	19.5
6.	George Kok, Arkansas.....	24	469	19.5
7.	Jim McIntyre, Minnesota.....	19	360	18.9
8.	William Hatchett, Rutgers.....	11	201	18.3
9.	Gene Berce, Marquette.....	22	390	17.7
10.	Duane Klueh, Indiana St.....	34	597	17.6

1949

Rk.	Player, School	G	Pts.	Avg.
1.	Tony Lavelli, Yale.....	30	671	22.4
2.	Paul Arizin, Villanova.....	27	594	22.0
3.	Chet Giermak, William & Mary.....	34	740	21.8
4.	George Senesky, St. Joseph's.....	23	483	21.0
5.	Ernie Vandeweghe, Colgate.....	19	397	20.9
6.	Alex Groza, Kentucky.....	34	698	20.5
7.	Billy Goodwin, Rhode Island.....	22	433	19.7
8.	Joe Noertker, Virginia.....	23	442	19.2
9.	Vince Boryla, Denver.....	33	624	18.9
10.	Fred Schaus, West Virginia.....	24	442	18.4

1950

Rk.	Player, School	G	Pts.	Avg.
1.	Paul Arizin, Villanova.....	29	735	25.3
2.	George Senesky, St. Joseph's.....	24	537	22.4
3.	Sherm White, Long Island.....	25	551	22.0
4.	Clyde Lovellette, Kansas.....	25	545	21.8
5.	Bobby Lavoy, Western Ky.....	31	671	21.6
6.	Dick Schnittker, Ohio St.....	22	469	21.3
7.	Chet Giermak, William & Mary.....	31	646	20.8
8.	Jay Handlan, Wash. & Lee.....	20	406	20.3
9.	Bob Zawoluk, St. John's (N.Y.).....	29	588	20.3
10.	Joe Noertker, Virginia.....	25	503	20.1

1951

Rk.	Player, School	G	Pts.	Avg.
1.	Bill Milkvy, Temple.....	25	731	29.2
2.	Jay Handlan, Wash. & Lee.....	25	656	26.2
3.	Mark Workman, West Virginia.....	27	705	26.1
4.	Dick Groat, Duke.....	33	831	25.2
5.	Clyde Lovellette, Kansas.....	24	548	22.8
6.	Fred Slaughter, South Carolina.....	25	569	22.8
7.	Larry Hennessey, Villanova.....	32	703	22.0
8.	Jim Ove, Valparaiso.....	22	469	21.3
9.	Bob Zawoluk, St. John's (N.Y.).....	31	654	21.1
10.	Sam Ranzino, North Carolina St.....	34	706	20.8

1952

Rk.	Player, School	G	Pts.	Avg.
1.	Clyde Lovellette, Kansas.....	28	795	28.4
2.	Dick Groat, Duke.....	30	780	26.0
3.	Bob Pettit, LSU.....	24	612	25.5
4.	Chuck Darling, Iowa.....	22	561	25.5
5.	Frank Selvy, Furman.....	24	591	24.6

Rk.	Player, School	G	Pts.	Avg.
6.	Mark Workman, West Virginia.....	25	577	23.1
7.	Dick Retherford, Baldwin-Wallace.....	21	457	21.8
8.	Dickie Hemric, Wake Forest.....	29	629	21.7
9.	Cliff Hagan, Kentucky.....	32	692	21.6
10.	John Clune, Navy.....	23	487	21.2

1953

Rk.	Player, School	G	Pts.	Avg.
1.	Frank Selvy, Furman.....	25	738	29.5
2.	Larry Hennessey, Villanova.....	15	438	29.2
3.	Johnny O'Brien, Seattle.....	31	884	28.5
4.	Walter Dukes, Seton Hall.....	33	861	26.1
5.	Ernie Beck, Pennsylvania.....	26	673	25.9
6.	Bob Houbregs, Washington.....	31	800	25.8
7.	Don Schlundt, Indiana.....	26	661	25.4
8.	Dickie Hemric, Wake Forest.....	25	623	24.9
9.	George Dalton, John Carroll.....	27	669	24.8
10.	Bob Pettit, LSU.....	21	519	24.7

1954

Rk.	Player, School	G	Pts.	Avg.
1.	Frank Selvy, Furman.....	29	1,209	41.7
2.	Bob Pettit, LSU.....	25	785	31.4
3.	Buzz Wilkinson, Virginia.....	27	814	30.1
4.	Arney Short, Oklahoma City.....	25	696	27.8
5.	Bob Schafer, Villanova.....	31	836	27.0
6.	Walt Walowac, Marshall.....	21	548	26.1
7.	Tom Marshall, Western Ky.....	32	829	25.9
8.	John Kerr, Illinois.....	22	556	25.3
9.	Al Bianchi, Bowling Green.....	24	600	25.0
10.	Togo Palazzi, Holy Cross.....	27	670	24.8

1955

Rk.	Player, School	G	Pts.	Avg.
1.	Darrel Floyd, Furman.....	25	897	35.9
2.	Buzz Wilkinson, Virginia.....	28	898	32.1
3.	Robin Freeman, Ohio St.....	13	409	31.5
4.	Bill Yarborough, Clemson.....	23	651	28.3
5.	Dick O'Neal, TCU.....	24	676	28.2
6.	Dickie Hemric, Wake Forest.....	27	746	27.6
7.	Bob Patterson, Tulsa.....	28	773	27.6
8.	Johnny Mahoney, William & Mary.....	24	656	27.3
9.	Denver Brackeen, Mississippi.....	22	599	27.2
10.	Jesse Arnette, Penn St.....	28	731	26.1

1956

Rk.	Player, School	G	Pts.	Avg.
1.	Darrel Floyd, Furman.....	28	946	33.8
2.	Robin Freeman, Ohio St.....	22	723	32.9
3.	Dan Swartz, Morehead St.....	29	828	28.6
4.	Tom Heinsohn, Holy Cross.....	27	740	27.4
5.	Julien McCoy, Michigan St.....	22	600	27.3
6.	Len Rosenbluth, North Carolina.....	23	614	26.7
7.	Rod Hundley, West Virginia.....	30	798	26.6
8.	Raymond Downs, Texas.....	22	580	26.4
9.	Jim Ray, Toledo.....	22	563	25.6
10.	Roger Sigler, LSU.....	20	501	25.1

1957

Rk.	Player, School	G	Pts.	Avg.
1.	Grady Wallace, South Carolina.....	29	906	31.2
2.	Joe Gibbon, Mississippi.....	21	631	30.0
3.	Elgin Baylor, Seattle.....	25	743	29.7
4.	Wilt Chamberlain, Kansas.....	27	800	29.6
5.	Chet Forte, Columbia.....	24	694	28.9
6.	Jim Ashmore, Mississippi St.....	24	708	28.3
7.	Lennie Rosenbluth, North Carolina.....	32	895	28.0
8.	Bill Ebben, Detroit.....	26	724	27.8
9.	Bailey Howell, Mississippi St.....	25	647	25.9
10.	Archie Dees, Indiana.....	22	550	25.0

1958

Rk.	Player, School	G	Pts.	Avg.
1.	Oscar Robertson, Cincinnati.....	28	984	35.1
2.	Elgin Baylor, Seattle.....	29	943	32.5
3.	Wilt Chamberlain, Kansas.....	21	633	30.1
4.	Bailey Howell, Mississippi St.....	25	695	27.8
5.	Phil Murrell, Drake.....	25	668	26.7
6.	King Coleman, Ky. Wesleyan.....	24	639	26.6
7.	Don Hennon, Pittsburgh.....	25	651	26.0
8.	Hub Reed, Oklahoma City.....	26	666	25.6
9.	Archie Dees, Indiana.....	24	613	25.5
10.	Dom Flora, Wash. & Lee.....	25	634	25.4

1959

Rk.	Player, School	G	Pts.	Avg.
1.	Oscar Robertson, Cincinnati.....	30	978	32.6
2.	Leo Byrd, Marshall.....	24	704	29.3
3.	Jim Hagan, Tennessee Tech.....	25	720	28.8
4.	Bailey Howell, Miss. St.....	25	688	27.5
5.	Jerry West, West Virginia.....	34	903	26.6
6.	Bob Ayersman, Virginia Tech.....	21	556	26.5
7.	Don Hennon, Pittsburgh.....	24	617	25.7
8.	Bob Boozer, Kansas St.....	27	691	25.6
9.	Tony Windis, Wyoming.....	19	463	24.4
10.	Tom Hawkins, Notre Dame.....	22	514	23.4

1960

Rk.	Player, School	G	Pts.	Avg.
1.	Oscar Robertson, Cincinnati.....	30	1,011	33.7
2.	Tom Stith, St. Bonaventure.....	26	819	31.5
3.	Jim Darrow, Bowling Green.....	24	705	29.4
4.	Jerry West, West Virginia.....	31	908	29.3
5.	Frank Burgess, Gonzaga.....	26	751	28.9
6.	Al Butler, Niagara.....	25	714	28.6
7.	Terry Dischinger, Purdue.....	23	605	26.3
8.	Jerry Lucas, Ohio St.....	27	710	26.3
9.	Dave DeBusschere, Detroit.....	27	691	25.6
10.	Jim Mudd, North Texas.....	24	605	25.2

1961

Rk.	Player, School	G	Pts.	Avg.
1.	Frank Burgess, Gonzaga.....	26	842	32.4
2.	Tom Chilton, East Tennessee.....	24	771	32.1
3.	Tom Stith, St. Bonaventure.....	28	830	29.6
4.	Terry Dischinger, Purdue.....	23	648	28.2
5.	Billy McGill, Utah.....	31	862	27.8
6.	Len Chappell, Wake Forest.....	28	745	26.6
7.	Jack Foley, Holy Cross.....	26	688	26.5

Rk.	Player, School	G	Pts.	Avg.
8.	Chet Walker, Bradley	26	656	25.2
9.	Art Heyman, Duke	25	629	25.2
10.	Ronald Warner, Gettysburg	25	623	24.9

1962

Rk.	Player, School	G	Pts.	Avg.
1.	Bill McGill, Utah	26	1,009	38.8
2.	Jack Foley, Holy Cross	26	866	33.3
3.	Nick Werkman, Seton Hall	24	793	33.0
4.	Terry Dischinger, Purdue	24	726	30.3
5.	Len Chappell, Wake Forest	31	932	30.1
6.	Jimmy Rayl, Indiana	24	714	29.8
7.	Jerry Smith, Furman	27	728	27.0
8.	Dave DeBusschere, Detroit	26	696	26.8
9.	Bob Duffy, Colgate	23	611	26.6
10.	Chet Walker, Bradley	26	687	26.4

1963

Rk.	Player, School	G	Pts.	Avg.
1.	Nick Werkman, Seton Hall	22	650	29.5
2.	Berry Kramer, New York U.	23	675	29.3
3.	Bill Green, Colorado St.	23	649	28.2
4.	Gary Bradds, Ohio St.	24	672	28.0
5.	Bill Bradley, Princeton	25	682	27.3
6.	Flynn Robinson, Wyoming	26	682	26.2
7.	Eddie Miles, Seattle	27	697	25.8
8.	Jimmy Rayl, Indiana	24	608	25.8
9.	Art Heyman, Duke	30	747	24.9
10.	Art Crump, Idaho St.	24	595	24.8

1964

Rk.	Player, School	G	Pts.	Avg.
1.	Butch Komives, Bowling Green	23	844	36.7
2.	Nick Werkman, Seton Hall	25	830	33.2
3.	Manny Newsome, Western Mich.	20	653	32.7
4.	Bill Bradley, Princeton	29	936	32.3
5.	Rick Barry, Miami (Fla.)	27	870	32.2
6.	Gary Bradds, Ohio St.	24	735	30.6
7.	Steve Thomas, Xavier	26	779	30.0
8.	John Austin, Boston College	21	614	29.2
9.	Jim Barnes, Texas Western	28	816	29.1
10.	Wayne Estes, Utah St.	29	821	28.3

1965

Rk.	Player, School	G	Pts.	Avg.
1.	Rick Barry, Miami (Fla.)	26	973	37.4
2.	Wayne Estes, Utah St.	19	641	33.7
3.	Bill Bradley, Princeton	29	885	30.5
4.	Dave Schellhase, Purdue	24	704	29.3
5.	Steve Thomas, Xavier	14	405	28.9
6.	Flynn Robinson, Wyoming	26	701	27.0
7.	John Austin, Boston College	25	673	26.9
8.	Fred Hetzel, Davidson	26	689	26.5
9.	John Beasley, Texas A&M	24	619	25.8
10.	Cazzie Russell, Michigan	27	694	25.7

1966

Rk.	Player, School	G	Pts.	Avg.
1.	Dave Schellhase, Purdue	24	781	32.5
2.	Dave Wagnon, Idaho St.	26	845	32.5
3.	Cazzie Russell, Michigan	26	800	30.8
4.	Jerry Chambers, Utah	31	892	28.8
5.	Dave Bing, Syracuse	28	794	28.4
6.	Tom Kerwin, Centenary (La.)	26	726	27.9
7.	Don Freeman, Illinois	24	668	27.8
8.	John Beasley, Texas A&M	24	668	27.8
9.	Bill Melchioni, Villanova	29	801	27.6
10.	Bob Lewis, North Carolina	27	740	27.4

1967

Rk.	Player, School	G	Pts.	Avg.
1.	Jimmy Walker, Providence	28	851	30.4
2.	Lew Alcindor, UCLA	30	870	29.0
3.	Mal Graham, New York U.	24	688	28.7
4.	Elvin Hayes, Houston	31	881	28.4
5.	Wes Bialosuknia, Connecticut	24	673	28.0
6.	Bob Lloyd, Rutgers	29	809	27.9
7.	Gary Gray, Oklahoma City	26	715	27.5
8.	Cliff Anderson, St. Joseph's	26	690	26.5
9.	Bob Verga, Duke	27	705	26.1
10.	Jim Tillman, Loyola (Ill.)	22	553	25.1

1968

Rk.	Player, School	G	Pts.	Avg.
1.	Pete Maravich, LSU	26	1,138	43.8
2.	Calvin Murphy, Niagara	24	916	38.2
3.	Elvin Hayes, Houston	33	1,214	36.8
4.	Rich Travis, Oklahoma City	27	808	29.9
5.	Bob Portman, Creighton	25	738	29.5
6.	Rick Mount, Purdue	24	683	28.5
7.	Bobby Joe Hill, West Texas St.	21	573	27.3
8.	Shaler Halimon, Utah St.	25	671	26.8
9.	Fred Foster, Miami (Ohio)	23	617	26.8
10.	Neal Walk, Florida	25	663	26.5

1969

Rk.	Player, School	G	Pts.	Avg.
1.	Pete Maravich, LSU	26	1,148	44.2
2.	Rick Mount, Purdue	28	932	33.3
3.	Calvin Murphy, Niagara	24	778	32.4
4.	Spencer Haywood, Detroit	22	699	31.8
5.	Bob Tallent, George Washington	25	723	28.9
6.	Marv Roberts, Utah St.	26	718	27.6
7.	Don Curnutt, Miami (Fla.)	24	661	27.5
8.	Bob Lanier, St. Bonaventure	24	654	27.3
9.	Rich Travis, Oklahoma City	27	729	27.0
10.	Rex Morgan, Jacksonville	23	613	26.7

1970

Rk.	Player, School	G	Pts.	Avg.
1.	Pete Maravich, LSU	31	1,381	44.5
2.	Austin Carr, Notre Dame	29	1,106	38.1
3.	Rick Mount, Purdue	20	708	35.4
4.	Dan Issel, Kentucky	28	948	33.9
5.	Willie Humes, Idaho St.	24	733	30.5
6.	Rich Yunkus, Georgia Tech	27	814	30.1
7.	Rudy Tomjanovich, Michigan	24	722	30.1
8.	Calvin Murphy, Niagara	29	854	29.4
9.	Don Lanier, St. Bonaventure	26	757	29.1
10.	Ralph Simpson, Michigan St.	23	667	29.0

1971

Rk.	Player, School	G	Pts.	Avg.
1.	Johnny Neumann, Mississippi	23	923	40.1
2.	Austin Carr, Notre Dame	29	1,101	38.0
3.	Willie Humes, Idaho St.	24	777	32.4
4.	George McGinnis, Indiana	24	719	30.0
5.	Jim McDaniels, Western Ky.	30	878	29.3
6.	Rich Rinaldi, St. Peter's	24	687	28.6
7.	John Mengelt, Auburn	26	738	28.4
8.	Gene Phillips, SMU	26	737	28.3
9.	Cliff Meely, Colorado	26	729	28.0
10.	Wiley Brown, Iowa	24	662	27.6

1972

Rk.	Player, School	G	Pts.	Avg.
1.	Bo Lamar, La.-Lafayette	29	1,054	36.3
2.	Richie Fuqua, Oral Roberts	28	1,006	35.9
3.	Doug Collins, Illinois St.	26	847	32.6
4.	Wil Robertson, West Virginia	24	706	29.4
5.	Bird Averitt, Pepperdine	24	693	28.9
6.	John Williamson, New Mexico St.	25	678	27.1
7.	Greg Kohls, Syracuse	28	748	26.7
8.	Tony Miller, Florida	19	507	26.7
9.	Les Taylor, Murray St.	21	538	25.6
10.	Ted Martiniuk, St. Peter's	24	611	25.5

1973

Rk.	Player, School	G	Pts.	Avg.
1.	Bird Averitt, Pepperdine	25	848	33.9
2.	Ray Lewis, LSU	24	789	32.9
3.	Willie Biles, Tulsa	26	788	30.3
4.	Aron Stewart, Richmond	19	574	30.2
5.	Fly Williams, Austin Peay	29	854	29.4
6.	Bo Lamar, La.-Lafayette	28	808	28.9
7.	Ozie Edwards, Oklahoma City	27	767	28.4
8.	Martin Terry, Arkansas	26	735	28.3
9.	John Williamson, New Mexico St.	18	490	27.2
10.	Doug Collins, Illinois St.	25	650	26.0

1974

Rk.	Player, School	G	Pts.	Avg.
1.	Larry Fogle, Canisius	25	835	33.4
2.	Bruce King, Tex.-Pan American	22	681	31.0
3.	Fly Williams, Austin Peay	25	687	27.5
4.	Aron Stewart, Richmond	25	663	26.5

Rk.	Player, School	G	Pts.	Avg.
5.	David Thompson, North Caro. St.	31	805	26.0
6.	Larry Bullington, Ball St.	26	664	25.5
7.	Frank Oleynick, Seattle	26	653	25.1
8.	James Outlaw, N.C. A&T	26	647	24.9
9.	Willie Biles, Tulsa	26	641	24.7
10.	John Shumate, Notre Dame	29	703	24.2

1975

Rk.	Player, School	G	Pts.	Avg.
1.	Bob McCurdy, Richmond	26	855	32.9
2.	Adrien Dantley, Notre Dame	29	883	30.4
3.	David Thompson, North Caro. St.	28	838	29.9
4.	Luther Burden, Utah	26	747	28.7
5.	Hercle Ivy, Iowa St.	26	737	28.3
6.	Mike Coleman, Southern Miss.	20	564	28.2
7.	Frank Oleynick, Seattle	26	709	27.3
8.	Don Scaife, Arkansas St.	25	678	27.1
9.	Marshall Rogers, Tex.-Pan Am.	22	588	26.7
10.	Alvan Adams, Oklahoma	26	691	26.6

1976

Rk.	Player, School	G	Pts.	Avg.
1.	Marshall Rogers, Tex.-Pan Am.	25	919	36.8
2.	Freeman Williams, Portland St.	27	834	30.9
3.	Terry Furlow, Michigan St.	27	793	29.4
4.	Adrian Dantley, Notre Dame	29	829	28.6
5.	Kenny Carr, North Carolina St.	30	798	26.6
6.	Lee Dixon, Hard-Simmons	27	707	26.2
7.	Tracy Tripucka, Lafayette	26	679	26.1
8.	Otis Birdsong, Houston	28	730	26.1
9.	Ernie Gruntled, Tennessee	27	683	25.3
10.	Willie Smith, Missouri	31	783	25.3

1977

Rk.	Player, School	G	Pts.	Avg.
1.	Freeman Williams, Portland St.	26	1,010	38.8
2.	Anthony Roberts, Oral Roberts	28	951	34.0
3.	Larry Bird, Indiana St.	28	918	32.8
4.	Otis Birdsong, Houston	36	1,090	30.3
5.	Rich Laurel, Hofstra	30	908	30.3
6.	Calvin Natt, La.-Monroe	27	782	29.0
7.	Mike McConathy, Louisiana Tech.	26	716	27.5
8.	Roger Phegley, Bradley	27	739	27.4
9.	Billy Reynolds, Northwestern St.	26	686	26.4
10.	Tony Hanson, Connecticut	27	702	26.0

1978

Rk.	Player, School	G	Pts.	Avg.
1.	Freeman Williams, Portland St.	27	969	35.9
2.	Larry Bird, Indiana St.	32	959	30.0
3.	Purvis Short, Jackson St.	22	650	29.5
4.	Oliver Mack, East Carolina	25	699	28.0
5.	Roger Phegley, Bradley	24	663	27.6
6.	Frankie Sanders, Southern U.	27	740	27.4
7.	Ron Carter, VMI	28	736	26.3
8.	John Gerdy, Davidson	26	670	25.8
9.	Michael Brooks, La Salle	28	696	24.9
10.	Mike Mitchell, Auburn	27	671	24.9

1979

Rk.	Player, School	G	Pts.	Avg.
1.	Lawrence Butler, Idaho St.	27	812	30.1
2.	Larry Bird, Indiana St.	34	973	28.6
3.	Nick Galis, Seton Hall	27	743	27.5
4.	James Tillman, Eastern Ky.	29	780	26.9
5.	Paul Dawkins, Northern Ill.	26	695	26.7
6.	John Gerdy, Davidson	27	721	26.7
7.	Ernie Hill, Oklahoma City	29	771	26.6
8.	John Stroud, Mississippi	27	709	26.3
9.	John Manning, North Texas	27	699	25.9
10.	Steve Stielper, James Madison			

1981

Rk.	Player, School	G	Pts.	Avg.
1.	Zam Fredrick, South Carolina	27	781	28.9
2.	Mike Ferrara, Colgate	27	772	28.6
3.	Kevin Magee, UC Irvine	27	743	27.5
4.	Lewis Lloyd, Drake	29	762	26.3
5.	Rob Williams, Houston	30	749	25.0
6.	Rubin Jackson, Oklahoma City	29	719	24.8
7.	Frank Edwards, Cleveland St.	27	664	24.6
8.	Earl Belcher, St. Bonaventure	26	637	24.5
9.	Danny Ainge, Brigham Young	32	787	24.4
10.	Mike McGee, Michigan	30	732	24.4

1982

Rk.	Player, School	G	Pts.	Avg.
1.	Harry Kelly, Texas Southern	29	862	29.7
2.	Ricky Pierce, Rice	30	805	26.8
3.	Dan Callandrillo, Seton Hall	27	698	25.9
4.	Kevin Magee, UC Irvine	29	732	25.2
5.	Quintin Dailey, San Francisco	30	755	25.2
6.	Willie Jackson, Centenary (La.)	29	693	23.9
7.	Mitchell Wiggins, Florida St.	22	523	23.8
8.	Perry Moss, Northeastern	30	710	23.7
9.	Melvin McLaughlin, Central Mich.	25	581	23.2
10.	Joe Jakubick, Akron	26	594	22.8

1983

Rk.	Player, School	G	Pts.	Avg.
1.	Harry Kelly, Texas Southern	29	835	28.8
2.	Jeff Malone, Mississippi St.	29	777	26.8
3.	Carlos Yates, George Mason	27	723	26.8
4.	Charlie Bradley, South Florida	32	855	26.7
5.	Joe Jakubick, Akron	29	774	26.7
6.	Greg Goorjian, Loyola Marymount	23	601	26.1
7.	Alfredrick Hughes, Loyola (Ill.)	29	744	25.7
8.	Wayman Tisdale, Oklahoma	33	810	24.5
9.	Kenneth Lyons, North Texas St.	30	728	24.3
10.	Willie Jackson, Centenary (La.)	29	697	24.0

1984

Rk.	Player, School	G	Pts.	Avg.
1.	Joe Jakubick, Akron	27	814	30.1
2.	Lewis Jackson, Alabama St.	28	812	29.0
3.	Devin Durrant, Brigham Young	31	866	27.9
4.	Alfredrick Hughes, Loyola (Ill.)	29	800	27.6
5.	Wayman Tisdale, Oklahoma	34	919	27.0
6.	Joe Dumars, McNeese St.	31	817	26.4
7.	Brett Crawford, U.S. Int'l	25	614	24.6
8.	Michael Cage, San Diego St.	28	686	24.5
9.	Steve Burr, Iona	31	749	24.2
10.	Leon Wood, Cal. St.-Fullerton	30	719	24.0

1985

Rk.	Player, School	G	Pts.	Avg.
1.	Xavier McDaniel, Wichita St.	31	844	27.2
2.	Alfredrick Hughes, Loyola (Ill.)	33	868	26.3
3.	Dan Palombizio, Ball St.	29	762	26.3
4.	Joe Dumars, McNeese St.	27	697	25.8
5.	Terry Catledge, South Ala.	28	718	25.6
6.	Derrick Gervin, Tex.-San Antonio	28	718	25.6
7.	Wayman Tisdale, Oklahoma	37	932	25.2
8.	Keith Smith, Loyola Marymount	27	678	25.1
9.	Sam Mitchell, Mercer	31	774	25.0
10.	Ron Harper, Miami (Ohio)	31	772	24.9

1986

Rk.	Player, School	G	Pts.	Avg.
1.	Terrance Bailey, Wagner	29	854	29.4
2.	Scott Skiles, Michigan St.	31	850	27.4
3.	Joe Yezback, U.S. Int'l	28	755	27.0
4.	Reggie Miller, UCLA	29	750	25.9
5.	Ron Harper, Miami (Ohio)	31	757	24.4
6.	Dell Curry, Virginia Tech	30	722	24.1
7.	Reggie Lewis, Northeastern	30	714	23.8
8.	Len Bias, Maryland	32	743	23.2
9.	Frank Ross, American	28	645	23.0
10.	Walter Berry, St. John's (N.Y.)	36	828	23.0

1987

Rk.	Player, School	G	Pts.	Avg.
1.	Kevin Houston, Army	29	953	32.9
2.	Dennis Hopson, Ohio St.	33	958	29.0
3.	Dave Robinson, Navy	32	903	28.2
4.	Terrance Bailey, Wagner	28	788	28.1
5.	Hershey Hawkins, Bradley	29	788	28.1

Rk.	Player, School	G	Pts.	Avg.
6.	Darrin Fitzgerald, Butler	28	734	26.2
7.	Gay Elmore, VMI	28	713	25.5
8.	Frank Ross, American	27	683	25.3
9.	Daren Queenan, Lehigh	29	720	24.8
10.	Byron Larkin, Xavier	32	792	24.7

1988

Rk.	Player, School	G	Pts.	Avg.
1.	Hershey Hawkins, Bradley	31	1,125	36.3
2.	Daren Queenan, Lehigh	31	882	28.5
3.	Anthony Mason, Tennessee St.	28	783	28.0
4.	Gerald Hayward, Loyola (Ill.)	29	756	26.1
5.	Jeff Martin, Murray St.	31	806	26.0
6.	Marty Simmons, Evansville	29	750	25.9
7.	Steve Middleton, Southern Ill.	28	711	25.4
8.	Jeff Grayser, Iowa St.	32	811	25.3
9.	Byron Larkin, Xavier	30	758	25.3
10.	Skip Henderson, Marshall	32	804	25.1

1989

Rk.	Player, School	G	Pts.	Avg.
1.	Hank Gathers, Loyola Marymount	31	1,015	32.7
2.	Chris Jackson, Louisiana St.	32	965	30.2
3.	Lionel Simmons, La Salle	32	908	28.4
4.	Gerald Glass, Mississippi	30	841	28.0
5.	Blue Edwards, East Caro.	29	773	26.7
6.	Raymond Dudley, Air Force	28	746	26.6
7.	Binbo Coles, Virginia Tech	27	717	26.6
8.	Michael Smith, Brigham Young	29	765	26.4
9.	Stacey King, Oklahoma	33	859	26.0
10.	John Taft, Marshall	27	701	26.0

1990

Rk.	Player, School	G	Pts.	Avg.
1.	Bo Kimble, Loyola Marymount	32	1,131	35.3
2.	Kevin Bradshaw, U.S. Int'l	28	875	31.3
3.	Dave Jamerson, Ohio	28	874	31.2
4.	Alphonzo Ford, Miss. Val.	27	808	29.9
5.	Steve Rogers, Alabama St.	28	831	29.7
6.	Hank Gathers, Loyola Marymount	26	754	29.0
7.	Darryl Brooks, Tennessee St.	24	690	28.8
8.	Chris Jackson, LSU	32	889	27.8
9.	Dennis Scott, Georgia Tech	35	970	27.7
10.	Mark Stevenson, Duquesne	29	788	27.2

1991

Rk.	Player, School	G	Pts.	Avg.
1.	Kevin Bradshaw, U.S. Int'l	28	1,054	37.6
2.	Alphonzo Ford, Miss. Valley	28	915	32.7
3.	Von McDade, Wis.-Milwaukee	28	830	29.6
4.	Steve Rogers, Alabama St.	29	852	29.4
5.	Terrell Lowery, Loyola Marymount	31	884	28.5
6.	Bibby Phills, Southern U.	28	795	28.4
7.	Shaquille O'Neal, LSU	28	774	27.6
8.	John Taft, Marshall	28	764	27.3
9.	Rodney Monroe, North Caro. St.	31	836	27.0
10.	Terrell Brandon, Oregon	28	745	26.6

1992

Rk.	Player, School	G	Pts.	Avg.
1.	Brett Roberts, Morehead St.	29	815	28.1
2.	Vin Baker, Hartford	27	745	27.6
3.	Alphonzo Ford, Mississippi Val.	26	714	27.5
4.	Randy Woods, La Salle	31	847	27.3
5.	Steve Rogers, Alabama St.	28	764	27.3
6.	Walt Williams, Maryland	29	776	26.8
7.	Harold Miner, Southern California	30	789	26.3
8.	Terrell Lowery, Loyola Marymount	26	675	26.0
9.	Reggie Cunningham, Beth.-Cook	29	744	25.7
10.	Parrish Casebier, Evansville	25	634	25.4

1993

Rk.	Player, School	G	Pts.	Avg.
1.	Greg Guy, Tex.-Pan American	19	556	29.3
2.	J.R.Rider, UNLV	28	814	29.1
3.	John Best, Tennessee Tech	28	799	28.5
4.	Vin Baker, Hartford	28	792	28.3
5.	Lindsey Hunter, Jackson St.	34	907	26.7
6.	Alphonzo Ford, Mississippi Val.	28	728	26.0
7.	Bill Edwards, Wright St.	30	757	25.2
8.	Billy Ross, Appalachian St.	28	683	24.4
9.	Glenn Robinson, Purdue	28	676	24.1
10.	Kenneth Sykes, Grambling	27	644	23.9

1994

Rk.	Player, School	G	Pts.	Avg.
1.	Glenn Robinson, Purdue	34	1,030	30.3
2.	Rob Feaster, Holy Cross	28	785	28.0
3.	Jerv Vaughn Scales, Southern U.	27	733	27.1
4.	Frankie King, Western Caro.	28	752	26.9
5.	Tucker Neale, Colgate	29	771	26.6
6.	Eddie Benton, Vermont	26	687	26.4
7.	Doremus Bennerman, Siena	33	858	26.0
8.	Tony Dumas, UMKC	29	753	26.0
9.	Otis Jones, Air Force	26	663	25.5
10.	Izett Buchanan, Marist	27	685	25.4

1995

Rk.	Player, School	G	Pts.	Avg.
1.	Kurt Thomas, TCU	27	781	28.9
2.	Frankie King, Western Caro.	28	743	26.5
3.	Kenny Sykes, Grambling	26	684	26.3
4.	Sherell Ford, Ill.-Chicago	27	707	26.2
5.	Tim Roberts, Southern U.	26	680	26.2
6.	Kareem Townes, La Salle	27	699	25.9
7.	Joe Griffin, Long Island	28	723	25.8
8.	Shawn Respert, Michigan St.	28	716	25.6
9.	Rob Feaster, Holy Cross	27	672	24.9
10.	Shannon Smith, Wis.-Milwaukee	27	661	24.5

1996

Rk.	Player, School	G	Pts.	Avg.
1.	Kevin Granger, Texas Southern	24	648	27.0
2.	Marcus Brown, Murray St.	29	767	26.4
3.	Bubba Wells, Austin Peay	30	789	26.3
4.	JaFonde Williams, Hampton	26	669	25.7
5.	Bonzi Wells, Ball St.	28	712	25.4
6.	Anquell McCollum, Western Caro.	30	751	25.0
7.	Allen Iverson, Georgetown	37	926	25.0
8.	Eddie Benton, Vermont	26	636	24.5
9.	Matt Alosa, New Hampshire	26	624	24.0
10.	Ray Allen, Connecticut	35	818	23.4

1997

Rk.	Player, School	G	Pts.	Avg.
1.	Charles Jones, Long Island	30	903	30.1
2.	Ed Gray, California	26	644	24.8
3.	Adonal Foyle, Colgate	28	682	24.4
4.	Raymond Tutt, UC Santa Barb.	27	649	24.0
5.	Antonio Daniels, Bowling Green	32	767	24.0
6.	Donnie Carr, La Salle	27	646	23.9
7.	Oliver Saint-Jean, San Jose St.	26	619	23.8
8.	James Cotton, Long Beach St.	27	634	23.5
9.	Roderick Blakney, South Caro. St.	28	655	23.4
10.	Cory Carr, Texas Tech	28	646	23.1

1998

Rk.	Player, School	G	Pts.	Avg.
1.	Charles Jones, Long Island	30	869	29.0
2.	Earl Boykins, Eastern Mich.	29	746	25.7
3.	Lee Nailon, TCU	32	796	24.9
4.	Brett Eppheimer, Lehigh	27	667	24.7
5.	Cory Carr, Texas Tech	27	628	23.3
6.	Pat Garrity, Notre Dame	27	627	23.2
7.	Mike Powell, Loyola (Md.)	28	647	23.1
8.	Bonzi Wells, Ball St.	29	662	22.8
9.	Xavier Singletary, Howard	23	514	22.3
10.	Michael Olowokandi, Pacific	33	734	22.2

Rk.	Player, School	G	Pts.	Avg.
6.	Rashad Phillips, Detroit	32	735	23.0
7.	Demond Stewart, Niagara.....	29	665	22.9
8.	Marcus Fizer, Iowa St.	37	844	22.8
9.	Craig Claxton, Hofstra	31	706	22.8
10.	Troy Murphy, Notre Dame.....	37	839	22.7

2001

Rk.	Player, School	G	Pts.	Avg.
1.	Ronnie McCollum, Centenary (La.) ..	27	787	29.1
2.	Kyle Hill, Eastern Ill.	31	737	23.8
3.	DeWayne Jefferson, Miss. Val.	27	637	23.6
4.	Tarise Bryson, Illinois St.	30	685	22.8
5.	Henry Domercant, Eastern Ill.	31	706	22.8
6.	Rahsad Phillips, Detroit	35	785	22.4
7.	Brandon Wolfram, UTEP	32	714	22.3
8.	Rasual Butler, La Salle	29	641	22.1
9.	Brandon Armstrong, Pepperdine ..	31	684	22.1
10.	Marvin O'Connor, St. Joseph's ..	32	706	22.1

2002

Rk.	Player, School	G	Pts.	Avg.
1.	Jason Conley, VMI	28	820	29.3
2.	Henry Domercant, Eastern Ill.	31	817	26.4
3.	Mire Chatman, Tex.-Pan American..	29	760	26.2
4.	Ernest Bremer, St. Bonaventure.....	30	738	24.6
5.	Melvin Ely, Fresno St.	28	653	23.3
6.	Lynn Greer, Temple.....	31	719	23.2
7.	Nick Stapleton, Austin Peay.....	32	742	23.2

Rk.	Player, School	G	Pts.	Avg.
8.	Keith McLeod, Bowling Green ..	33	755	22.9
9.	Chris Davis, North Texas.....	29	653	22.5
10.	Ricky Minard, Morehead St.	29	646	22.3

2003

Rk.	Player, School	G	Pts.	Avg.
1.	Ruben Douglas, New Mexico ..	28	783	28.0
2.	Henry Domercant, Eastern Ill.	29	810	27.9
3.	Mike Helms, Oakland	28	752	26.9
4.	Michael Watson, UMKC	29	740	25.5
5.	Troy Bell, Boston College.....	31	781	25.2
6.	Keydren Clark, St. Peter's	29	722	24.9
7.	Luis Flores, Manhattan	30	739	24.6
8.	Chris Williams, Ball St.	30	736	24.5
9.	Mike Sweetney, Georgetown.....	34	776	22.8
10.	Kevin Martin, Western Caro.	24	546	22.8

2004

Rk.	Player, School	G	Pts.	Avg.
1.	Keydren Clark, St. Peter's	29	775	26.7
2.	Kevin Martin, Western Caro.	27	673	24.9
3.	David Hawkins, Temple.....	29	709	24.4
4.	Taylor Coppenrath, Vermont	24	579	24.1
5.	Luis Flores, Manhattan	31	744	24.0
6.	Michael Watson, UMKC	29	680	23.4
7.	Mike Helms, Oakland	30	695	23.2
8.	Odell Bradley, IUPUI.....	29	671	23.1
9.	Ike Diogu, Arizona St.	27	615	22.8
10.	Derrick Tarver, Akron	27	612	22.7



Photo by Steve Smith

St. Peter's Keydren Clark finished the 2004 season as the leading scorer in Division I with 775 points in 29 games.

Annual Individual Champions

Scoring Average

Season	Player, Team	Ht.	Cl.	G	FG	FT	Pts.	Avg.
1948	Murray Wier, Iowa.....	5-9	Sr.	19	152	95	399	21.0
1949	Tony Lavelli, Yale.....	6-3	Sr.	30	228	215	671	22.4
1950	Paul Arizin, Villanova.....	6-3	Sr.	29	260	215	735	25.3
1951	Bill Mlkvy, Temple.....	6-4	Sr.	25	303	125	731	29.2
1952	Clyde Lovellette, Kansas	6-9	Sr.	28	315	165	795	28.4
1953	Frank Selvy, Furman.....	6-3	Jr.	25	272	194	738	29.5
1954	Frank Selvy, Furman.....	6-3	Sr.	29	427	*355	1,209	41.7
1955	Darrell Floyd, Furman.....	6-1	Jr.	25	344	209	897	35.9
1956	Darrell Floyd, Furman.....	6-1	Sr.	28	339	268	946	33.8
1957	Grady Wallace, South Carolina ..	6-1	Sr.	29	336	234	906	31.2
1958	Oscar Robertson, Cincinnati	6-5	So.	28	352	280	984	35.1
1959	Oscar Robertson, Cincinnati	6-5	Jr.	30	331	316	978	32.6
1960	Oscar Robertson, Cincinnati	6-5	Sr.	30	369	273	1,011	33.7
1961	Frank Burgess, Gonzaga.....	6-1	Sr.	26	304	234	842	32.4
1962	Billy McGill, Utah	6-9	Sr.	26	394	221	1,009	38.8
1963	Nick Werkman, Seton Hall.....	6-3	Jr.	22	221	208	650	29.5
1964	Howard Komives, Bowling Green ..	6-1	Sr.	23	292	260	844	36.7
1965	Rick Barry, Miami (Fla.).....	6-7	Sr.	26	340	293	973	37.4
1966	Dave Schellhase, Purdue	6-4	Sr.	24	284	213	781	32.5
1967	Jim Walker, Providence.....	6-3	Sr.	28	323	205	851	30.4
1968	Pete Maravich, LSU.....	6-5	So.	26	432	274	1,138	43.8
1969	Pete Maravich, LSU.....	6-5	Jr.	26	433	282	1,148	44.2
1970	Pete Maravich, LSU.....	6-5	Sr.	31	*522	337	*1,381	*44.5
1971	Johnny Neumann, Mississippi	6-6	So.	23	366	191	923	40.1
1972	Dwight Lamar, La.-Lafayette	6-1	Jr.	29	429	196	1,054	36.3
1973	William Averitt, Pepperdine	6-1	Sr.	25	352	144	848	33.9
1974	Larry Fogle, Canisius.....	6-5	So.	25	326	183	835	33.4
1975	Bob McCurdy, Richmond	6-7	Sr.	26	321	213	855	32.9
1976	Marshall Rodgers, Tex.-Pan American.....	6-2	Sr.	25	361	197	919	36.8
1977	Freeman Williams, Portland St. ..	6-4	Jr.	26	417	176	1,010	38.8
1978	Freeman Williams, Portland St. ..	6-4	Sr.	27	410	149	969	35.9
1979	Lawrence Butler, Idaho St.	6-3	Sr.	27	310	192	812	30.1
1980	Tony Murphy, Southern U.	6-3	Sr.	29	377	178	932	32.1
1981	Zam Fredrick, South Carolina ...	6-2	Sr.	27	300	181	781	28.9
1982	Harry Kelly, Texas Southern.....	6-7	Jr.	29	336	190	862	29.7
1983	Harry Kelly, Texas Southern.....	6-7	Sr.	29	333	169	835	28.8
1984	Joe Jakubick, Akron	6-5	Sr.	27	304	206	814	30.1
1985	Xavier McDaniel, Wichita St.	6-8	Sr.	31	351	142	844	27.2
1986	Terrance Bailey, Wagner	6-2	Jr.	29	321	212	854	29.4
1987	Kevin Houston, Army	5-11	Sr.	29	311	268	953	32.9

Season	Player, Team	Ht.	Cl.	G	FG	3FG	FT	Pts.	Avg.
1988	Hersey Hawkins, Bradley....	6-3	Sr.	31	377	87	284	1,125	36.3
1989	Hank Gathers, Loyola Marymount.....	6-7	Jr.	31	419	0	177	1,015	32.7
1990	Bo Kimble, Loyola Marymount.....	6-5	Sr.	32	404	92	231	1,131	35.3
1991	Kevin Bradshaw, U.S. Inf'l....	6-6	Sr.	28	358	60	278	1,054	37.6
1992	Brett Roberts, Morehead St.	6-8	Sr.	29	278	66	193	815	28.1
1993	Greg Guy, Tex.-Pan American..	6-1	Jr.	19	189	67	111	556	29.3
1994	Glenn Robinson, Purdue.....	6-8	Jr.	34	368	79	215	1,030	30.3
1995	Kurt Thomas, TCU	6-9	Sr.	27	288	3	202	781	28.9
1996	Kevin Granger, Texas Southern.....	6-3	Sr.	24	194	30	230	648	27.0
1997	Charles Jones, Long Island ..	6-3	Jr.	30	338	109	118	903	30.1
1998	Charles Jones, Long Island ..	6-3	Sr.	30	326	116	101	869	29.0
1999	Alvin Young, Niagara	6-3	Sr.	29	253	65	157	728	25.1
2000	Courtney Alexander, Fresno St.	6-6	Sr.	27	252	58	107	669	24.8
2001	Ronnie McCollum, Centenary (La.)	6-4	Sr.	27	244	85	214	787	29.1
2002	Jason Conley, VMI	6-5	Fr.	28	285	79	171	820	29.3
2003	Ruben Douglas, New Mexico	6-5	Sr.	28	218	94	253	783	28.0
2004	Keydren Clark, St. Peter's....	5-8	So.	29	233	112	197	775	26.7

*record

Field-Goal Percentage

Season	Player, Team	Cl.	G	FG	FGA	Pct.
1948	Alex Peterson, Oregon St.	Jr.	27	89	187	47.6
1949	Ed Macauley, St. Louis.....	Sr.	26	144	275	52.4
1950	Jim Moran, Niagara	Jr.	27	98	185	53.0
1951	Don Meineke, Dayton	Jr.	32	240	469	51.2
1952	Art Spoelstra, Western Ky.	So.	31	178	345	51.6
1953	Vernon Stokes, St. Francis (N.Y.).....	Sr.	24	147	247	59.5
1954	Joe Holup, George Washington.....	So.	26	179	313	57.2
1955	Ed O'Connor, Manhattan	Sr.	23	147	243	60.5
1956	Joe Holup, George Washington.....	Sr.	26	200	309	64.7
1957	Bailey Howell, Mississippi St.	So.	25	217	382	56.8
1958	Ralph Crosthwaite, Western Ky.	Jr.	25	202	331	61.0
1959	Ralph Crosthwaite, Western Ky.	Sr.	26	191	296	64.5
1960	Jerry Lucas, Ohio St.	So.	27	283	444	63.7
1961	Jerry Lucas, Ohio St.	Jr.	27	256	411	62.3
1962	Jerry Lucas, Ohio St.	Sr.	28	237	388	61.1
1963	Lyle Harger, Houston	Sr.	26	193	294	65.6
1964	Terry Holland, Davidson.....	Sr.	26	135	214	63.1
1965	Tim Kehoe, St. Peter's.....	Sr.	19	138	209	66.0

Season	Player, Team	Cl.	G	FG	FGA	Pct.
1966	Julian Hammond, Tulsa	Sr.	29	172	261	65.9
1967	Lew Alcindor, UCLA	So.	30	346	519	66.7
1968	Joe Allen, Bradley	Sr.	28	258	394	65.5
1969	Lew Alcindor, UCLA	Sr.	30	303	477	63.5
1970	Willie Williams, Florida St.	Sr.	26	185	291	63.6
1971	John Belcher, Arkansas St.	Jr.	24	174	275	63.3
1972	Kent Martens, Abilene Christian	Sr.	21	136	204	66.7
1973	Elton Hayes, Lamar	Sr.	24	146	222	65.8
1974	Al Fleming, Arizona	So.	26	136	204	66.7
1975	Bernard King, Tennessee	Fr.	25	273	439	62.2
1976	Sidney Moncrief, Arkansas	Fr.	28	149	224	66.5
1977	Joe Senser, West Chester	So.	25	130	186	69.9
1978	Joe Senser, West Chester	Jr.	25	135	197	68.5
1979	Murray Brown, Florida St.	Jr.	29	237	343	69.1
1980	Steve Johnson, Oregon St.	Jr.	30	211	297	71.0
1981	Steve Johnson, Oregon St.	Sr.	28	235	315	*74.6
1982	Mark McNamara, California	Sr.	27	231	329	70.2
1983	Troy Lee Mikel, East Tenn. St.	Sr.	29	197	292	67.5
1984	Akeem Olajuwon, Houston	Jr.	37	249	369	67.5
1985	Keith Walker, Utica	Sr.	27	154	216	71.3
1986	Brad Daugherty, North Carolina	Sr.	34	284	438	64.8
1987	Alan Williams, Princeton	Sr.	25	163	232	70.3
1988	Arnell Jones, Boise St.	Sr.	30	187	283	66.1
1989	Dwayne Davis, Florida	So.	33	179	248	72.2
1990	Lee Campbell, Southwest Mo. St.	Sr.	29	192	275	69.8
1991	Oliver Miller, Arkansas	Jr.	38	254	361	70.4
1992	Charles Outlaw, Houston	Jr.	31	156	228	68.4
1993	Charles Outlaw, Houston	Sr.	30	196	298	65.8
1994	Mike Atkinson, Long Beach St.	Jr.	26	141	203	69.5
1995	Shane Kline-Ruminski, Bowling Green	Sr.	26	181	265	68.3
1996	Quadre Lallis, Montana St.	Sr.	30	212	314	67.5
1997	Todd MacCulloch, Washington	So.	28	163	241	67.6
1998	Todd MacCulloch, Washington	Jr.	30	225	346	65.0
1999	Todd MacCulloch, Washington	Sr.	29	210	317	66.2
2000	Brendan Haywood, North Carolina	Jr.	36	191	274	69.7
2001	Michael Bradley, Villanova	Jr.	31	254	367	69.2
2002	Adam Mark, Belmont	So.	26	150	212	70.8
2003	Adam Mark, Belmont	Jr.	28	199	297	67.0
2004	Nigel Dixon, Western Ky.	Sr.	28	179	264	67.8

*record

Three-Point Field Goals Made Per Game

Season	Player, Team	Cl.	G	3FG	Avg.
1987	Darrin Fitzgerald, Butler	Sr.	28	158	*5.64
1988	Timothy Pollard, Mississippi Val.	Jr.	28	132	4.71
1989	Timothy Pollard, Mississippi Val.	Sr.	28	124	4.43
1990	Dave Jamerson, Ohio	Sr.	28	131	4.68
1991	Bobby Phills, Southern U.	Sr.	28	123	4.39
1992	Doug Day, Radford	Jr.	29	117	4.03
1993	Bernard Haslett, Southern Miss.	Jr.	26	109	4.19
1994	Chris Brown, UC Irvine	Jr.	26	122	4.69
1995	Mitch Taylor, Southern U.	Jr.	25	109	4.36
1996	Dominick Young, Fresno St.	Jr.	29	120	4.14
1997	William Fourche, Southern U.	Sr.	27	122	4.52
1998	Curtis Staples, Virginia	Sr.	30	130	4.33
1999	Brian Merriweather, Tex.-Pan American	So.	27	110	4.07
2000	Brian Merriweather, Tex.-Pan American	Jr.	28	114	4.07
2001	DeWayne Jefferson, Mississippi Val.	Sr.	27	107	3.96
2002	Cain Doliboa, Wright St.	Sr.	28	104	3.71
2003	Terrence Woods, Florida A&M	Jr.	28	139	4.96
2004	Terrence Woods, Florida A&M	Sr.	31	140	4.52

*record

Three-Point Field-Goal Percentage

Season	Player, Team	Cl.	G	3FG	3FGA	Pct.
1987	Reginald Jones, Prairie View	Jr.	28	64	112	57.1
1988	Glenn Tropf, Holy Cross	Jr.	29	52	82	*63.4
1989	Dave Calloway, Monmouth	So.	28	48	82	58.5
1990	Matt Lapin, Princeton	Sr.	27	71	133	53.4
1991	Keith Jennings, East Tenn. St.	Sr.	33	84	142	59.2
1992	Sean Wightman, Western Mich.	Jr.	30	48	76	63.2
1993	Jeff Anderson, Kent St.	Jr.	26	44	82	53.7
1994	Brent Kell, Evansville	So.	29	62	123	50.4
1995	Brian Jackson, Evansville	Jr.	27	53	95	55.8
1996	Joe Stafford, Western Caro.	Jr.	30	58	110	52.7
1997	Kent McCausland, Iowa	So.	29	70	134	52.2
1998	Jim Cantamessa, Siena	So.	29	66	117	56.4
1999	Rodney Thomas, IUPUI	Jr.	26	59	113	52.2
2000	Jonathan Whitworth, Middle Tenn.	Jr.	28	50	99	50.5
2001	Amory Sanders, Southeast Mo. St.	Sr.	24	53	95	55.8

Season	Player, Team	Cl.	G	3FG	3FGA	Pct.
2002	Dante Swanson, Tulsa	Jr.	33	73	149	49.0
2003	Jeff Schiffner, Pennsylvania	Jr.	28	74	150	49.3
2004	Brad Lechtenberg, San Diego	Sr.	23	71	139	51.1

*record

Free-Throw Percentage

Season	Player, Team	Cl.	G	FT	FTA	Pct.
1948	Sam Urzetta, St. Bonaventure	So.	22	59	64	92.2
1949	Bill Schroer, Valparaiso	So.	24	59	68	86.8
1950	Sam Urzetta, St. Bonaventure	Sr.	22	54	61	88.5
1951	Jay Handlan, Wash. & Lee	Jr.	22	148	172	86.0
1952	Sy Chadroff, Miami (Fla.)	Sr.	22	99	123	80.5
1953	John Weber, Yale	Sr.	24	117	141	83.0
1954	Dick Daugherty, Arizona St.	Sr.	23	75	86	87.2
1955	Jim Scott, West Tex. A&M	Sr.	23	153	171	89.5
1956	Bill Von Weyhe, Rhode Island	Jr.	25	180	208	86.5
1957	Ernie Wiggins, Wake Forest	Sr.	28	93	106	87.7
1958	Semi Mintz, Davidson	Sr.	24	105	119	88.2
1959	Arlen Clark, Oklahoma St.	Sr.	25	201	236	85.2
1960	Jack Waters, Mississippi	Jr.	24	103	118	87.3
1961	Stew Sherard, Army	Jr.	24	135	154	87.7
1962	Tommy Boyer, Arkansas	Jr.	23	125	134	93.3
1963	Tommy Boyer, Arkansas	Sr.	24	147	161	91.3
1964	Rick Park, Tulsa	Jr.	25	121	134	90.3
1965	Bill Bradley, Princeton	Sr.	29	273	308	88.6
1966	Bill Blair, Providence	Sr.	27	101	112	90.2
1967	Bob Lloyd, Rutgers	Sr.	29	255	277	92.1
1968	Joe Heiser, Princeton	Sr.	26	117	130	90.0
1969	Bill Justus, Tennessee	Sr.	28	133	147	90.5
1970	Steve Kaplan, Rutgers	So.	23	102	110	92.7
1971	Greg Starrick, Southern Ill.	Jr.	23	119	132	90.2
1972	Greg Starrick, Southern Ill.	Sr.	26	148	160	92.5
1973	Don Smith, Dayton	Jr.	26	111	122	91.0
1974	Rickey Medlock, Arkansas	Jr.	26	87	95	91.6
1975	Frank Oleynick, Seattle	Sr.	26	135	152	88.8
1976	Tad Dufelmeier, Loyola (Ill.)	Jr.	25	71	80	88.8
1977	Robert Smith, UNLV	Sr.	32	98	106	92.5
1978	Carlos Gibson, Marshall	Jr.	28	84	89	94.4
1979	Darrell Mauldin, Campbell	Jr.	26	70	76	92.1
1980	Brian Magid, George Washington	Sr.	26	79	85	92.9
1981	Dave Hildahl, Portland St.	Sr.	21	76	82	92.7
1982	Rod Foster, UCLA	Jr.	27	95	100	95.0
1983	Rob Gonzalez, Colorado	Sr.	28	75	82	91.5
1984	Steve Alford, Indiana	Fr.	31	137	150	91.3
1985	Craig Collins, Penn St.	Sr.	27	94	98	95.9
1986	Jim Barton, Dartmouth	Fr.	26	65	69	94.2
1987	Kevin Houston, Army	Sr.	29	268	294	91.2
1988	Steve Henson, Kansas St.	So.	34	111	120	92.5
1989	Michael Smith, Brigham Young	Sr.	29	160	173	92.5
1990	Rob Robbins, New Mexico	Jr.	34	101	108	93.5
1991	Darin Archbold, Butler	Jr.	29	187	205	91.2
1992	Don MacLean, UCLA	Sr.	32	197	214	92.1
1993	Josh Grant, Utah	Sr.	31	104	113	92.0
1994	Danny Basile, Marist	So.	27	84	89	94.4
1995	Greg Bibb, Tennessee Tech	Jr.	27	106	117	90.6
1996	Mike Dillard, Sam Houston St.	Jr.	25	63	68	92.6
1997	Aaron Zobrist, Bradley	Sr.	30	77	85	90.6
1998	Matt Sundblad, Lamar	Jr.	27	96	104	92.3
1999	Lonnie Cooper, Louisiana Tech	Sr.	25	70	76	92.1
2000	Clay McKnight, Pacific	Sr.	24	74	78	94.9
2001	Gary Buchanan, Villanova	So.	31	97	103	94.2
2002	Cary Cochran, Nebraska	Sr.	28	71	77	92.2
2003	Steve Drabyn, Belmont	Jr.	29	78	82	95.1
2004	Blake Ahearn, Southwest Mo. St.	Fr.	33	117	120	*97.5

*record

Rebound Average

Season	Player, Team	Ht.	Cl.	G	Reb.	Avg.
1951	Ernie Beck, Pennsylvania	6-4	So.	27	556	20.6
1952	Bill Hannon, Army	6-3	So.	17	355	20.9
1953	Ed Conlin, Fordham	6-5	So.	26	612	23.5
1954	Art Quimby, Connecticut	6-5	Jr.	26	588	22.6
1955	Charlie Slack, Marshall	6-5	Jr.	21	538	*25.6
1956	Joe Holup, George Washington	6-6	Sr.	26	604	†25.6
1957	Elgin Baylor, Seattle	6-6	Jr.	25	508	†23.5
1958	Alex Ellis, Niagara	6-5	Sr.	25	536	†26.2
1959	Leroy Wright, Pacific	6-8	Jr.	26	652	†23.8
1960	Leroy Wright, Pacific	6-8	Sr.	17	380	†23.4
1961	Jerry Lucas, Ohio St.	6-8	Jr.	27	470	†19.8
1962	Jerry Lucas, Ohio St.	6-8	Sr.	28	499	†21.1
1963	Paul Silas, Creighton	6-7	Sr.	27	557	20.6

Season	Player, Team	Ht.	Cl.	G	Reb.	Avg.
1964	Bob Pelkington, Xavier	6-7	Sr.	26	567	21.8
1965	Toby Kimball, Connecticut	6-8	Sr.	23	483	21.0
1966	Jim Ware, Oklahoma City	6-8	Sr.	29	607	20.9
1967	Dick Cunningham, Murray St.	6-10	Jr.	22	479	21.8
1968	Neal Walk, Florida	6-10	Jr.	25	494	19.8
1969	Spencer Haywood, Detroit	6-8	So.	22	472	21.5
1970	Artis Gilmore, Jacksonville	7-2	Jr.	28	621	22.2
1971	Artis Gilmore, Jacksonville	7-2	Sr.	26	603	23.2
1972	Kermit Washington, American	6-8	Jr.	23	455	19.8
1973	Kermit Washington, American	6-8	Sr.	22	439	20.0
1974	Marvin Barnes, Providence	6-9	Sr.	32	597	18.7
1975	John Irving, Hofstra	6-9	So.	21	323	15.4
1976	Sam Pellom, Buffalo	6-8	So.	26	420	16.2
1977	Glenn Mosley, Seton Hall	6-8	Sr.	29	473	16.3
1978	Ken Williams, North Texas	6-7	Sr.	28	411	14.7
1979	Monti Davis, Tennessee St.	6-7	Jr.	26	421	16.2
1980	Larry Smith, Alcorn St.	6-8	Sr.	26	392	15.1
1981	Darryl Watson, Mississippi Val.	6-7	Sr.	27	379	14.0
1982	LaSalle Thompson, Texas	6-10	Jr.	27	365	13.5
1983	Xavier McDaniel, Wichita St.	6-7	So.	28	403	14.4
1984	Akeem Olajuwon, Houston	7-0	Jr.	37	500	13.5
1985	Xavier McDaniel, Wichita St.	6-8	Sr.	31	460	14.8
1986	David Robinson, Navy	6-11	Jr.	35	455	13.0
1987	Jerome Lane, Pittsburgh	6-6	So.	33	444	13.5
1988	Kenny Miller, Loyola (Ill.)	6-9	Fr.	29	395	13.6
1989	Hank Gathers, Loyola Marymount	6-7	Jr.	31	426	13.7
1990	Anthony Bonner, St. Louis	6-8	Sr.	33	456	13.8
1991	Shaquille O'Neal, LSU	7-1	So.	28	411	14.7
1992	Popeye Jones, Murray St.	6-8	Sr.	30	431	14.4
1993	Warren Kidd, Middle Tenn.	6-9	Sr.	26	386	14.8
1994	Jerome Lambert, Baylor	6-8	Jr.	24	355	14.8
1995	Kurt Thomas, TCU	6-9	Sr.	27	393	14.6
1996	Marcus Mann, Mississippi Val.	6-8	Sr.	29	394	13.6
1997	Tim Duncan, Wake Forest	6-11	Sr.	31	457	14.7
1998	Ryan Peryman, Dayton	6-7	Sr.	33	412	12.5
1999	Ian McGinnis, Dartmouth	6-8	So.	26	317	12.2
2000	Darren Phillip, Fairfield	6-7	Sr.	29	405	14.0
2001	Chris Marcus, Western Ky.	7-1	Jr.	31	374	12.1
2002	Jeremy Bishop, Quinnipiac	6-6	Jr.	29	347	12.0
2003	Brandon Hunter, Ohio	6-7	Sr.	30	378	12.6
2004	Paul Millsap, Louisiana Tech	6-7	Fr.	30	374	12.5

*record; †From 1956 through 1962, championship was determined on highest individual recoveries out of total by both teams in all games.

Assist Average

Season	Player, Team	Cl.	G	Ast.	Avg.
1984	Craig Lathen, Ill.-Chicago	Jr.	29	274	9.45
1985	Rob Weingard, Hofstra	Sr.	24	228	9.50
1986	Mark Jackson, St. John's (N.Y.)	Jr.	36	328	9.11
1987	Avery Johnson, Southern U.	Jr.	31	333	10.74
1988	Avery Johnson, Southern U.	Sr.	30	399	*13.30
1989	Glenn Williams, Holy Cross	Sr.	28	278	9.93
1990	Todd Lehmann, Drexel	Sr.	28	260	9.29
1991	Chris Corchiani, North Carolina St.	Sr.	31	299	9.65
1992	Van Usher, Tennessee Tech	Sr.	29	254	8.76
1993	Sam Crawford, New Mexico St.	Sr.	34	310	9.12
1994	Jason Kidd, California	So.	30	272	9.07
1995	Nelson Haggerty, Baylor	Sr.	28	284	10.14
1996	Raimonds Miglinieks, UC Irvine	Sr.	27	230	8.52

Season	Player, Team	Cl.	G	Ast.	Avg.
1997	Kenny Mitchell, Dartmouth	Sr.	26	203	7.81
1998	Ahlon Lewis, Arizona St.	Sr.	32	294	9.19
1999	Doug Gottlieb, Oklahoma St.	Jr.	34	299	8.79
2000	Mark Dickel, UNLV	Sr.	31	280	9.03
2001	Markus Carr, Cal St. Northridge	Jr.	32	286	8.94
2002	T.J. Ford, Texas	Fr.	33	273	8.27
2003	Martell Bailey, Ill.-Chicago	Jr.	30	244	8.13
2004	Greg Davis, Troy St.	Sr.	31	256	8.26

*record

Blocked-Shot Average

Season	Player, Team	Cl.	G	Blk.	Avg.
1986	David Robinson, Navy	Jr.	35	207	5.91
1987	David Robinson, Navy	Sr.	32	144	4.50
1988	Rodney Blake, St. Joseph's	Sr.	29	116	4.00
1989	Alonzo Mourning, Georgetown	Fr.	34	169	4.97
1990	Kenny Green, Rhode Island	Sr.	26	124	4.77
1991	Shawn Bradley, Brigham Young	Fr.	34	177	5.21
1992	Shaquille O'Neal, LSU	Jr.	30	157	5.23
1993	Theo Ratliff, Wyoming	Jr.	28	124	4.43
1994	Grady Livingston, Howard	Jr.	26	115	4.42
1995	Keith Cross, Central Conn. St.	Fr.	26	139	5.35
1996	Keith Cross, Central Conn. St.	So.	28	178	*6.36
1997	Adonal Foyle, Colgate	Jr.	28	180	6.43
1998	Jerome James, Florida A&M	Sr.	27	125	4.63
1999	Tarvis Williams, Hampton	So.	27	135	5.00
2000	Ken Johnson, Ohio St.	Sr.	30	161	5.37
2001	Tarvis Williams, Hampton	Sr.	32	147	4.59
2002	Wojciech Myrda, La.-Monroe	Sr.	32	172	5.38
2003	Emeka Okafor, Connecticut	So.	33	156	4.73
2004	Anwar Ferguson, Houston	Sr.	27	111	4.11

*record

Steal Average

Season	Player, Team	Cl.	G	Stl.	Avg.
1986	Darron Brittman, Chicago St.	Sr.	28	139	*4.96
1987	Tony Fairley, Charleston So.	Sr.	28	114	4.07
1988	Aldwin Ware, Florida A&M	Sr.	29	142	4.90
1989	Kenny Robertson, Cleveland St.	Jr.	28	111	3.96
1990	Ronn McMahon, Eastern Wash.	Sr.	29	130	4.48
1991	Van Usher, Tennessee Tech	Jr.	28	104	3.71
1992	Victor Snipes, Northeastern Ill.	So.	25	86	3.44
1993	Jason Kidd, California	Fr.	29	110	3.79
1994	Shawn Griggs, La.-Lafayette	Sr.	30	120	4.00
1995	Roderick Anderson, Texas	Sr.	30	101	3.37
1996	Pointer Williams, McNeese St.	Sr.	27	118	4.37
1997	Joel Hoover, Md.-East. Shore	Fr.	28	90	3.21
1998	Bonzi Wells, Ball St.	Sr.	29	103	3.55
1999	Shawnta Rogers, George Washington	Sr.	29	103	3.55
2000	Carl Williams, Liberty	Sr.	28	107	3.82
2001	Greedy Daniels, TCU	Jr.	25	108	4.32
2002	Desmond Cambridge, Alabama A&M	Sr.	29	160	5.52
2003	Alexis McMillan, Stetson	Sr.	22	87	3.95
2004	Marques Green, St. Bonaventure	Sr.	27	107	3.96

*record

All-Time Team Leaders

Single-Game Records

SCORING HIGHS

Pts.	Team vs. Opponent (Opp. Pts.)	Date
186	Loyola Marymount vs. U.S. Int'l (140)	Jan. 5, 1991
181	Loyola Marymount vs. U.S. Int'l (150)	Jan. 31, 1989
179	Long Island vs. Medgar Evers (62)	Nov. 26, 1997
173	Oklahoma vs. U.S. Int'l (101)	Nov. 29, 1989
172	Oklahoma vs. Loyola Marymount (112)	Dec. 15, 1990
166	Arkansas vs. U.S. Int'l (101)	Dec. 9, 1989
164	UNLV vs. Hawaii-Hilo (111)	Feb. 19, 1976
164	Loyola Marymount vs. Azusa-Pacific (138)	Nov. 28, 1988
162	Loyola Marymount vs. U.S. Int'l (144)	Jan. 7, 1989
162	Loyola Marymount vs. Chaminade (129)	Nov. 25, 1990
162	Oklahoma vs. Angelo St. (99)	Dec. 1, 1990

Pts. Team vs. Opponent (Opp. Pts.)

Pts.	Team vs. Opponent (Opp. Pts.)	Date
162	Drake vs. Grinnell (110)	Dec. 11, 2002
159	Southern U. vs. Texas College (65)	Dec. 6, 1990
159	LSU vs. Northern Ariz. (86)	Dec. 28, 1991
157	Loyola Marymount vs. San Francisco (115)	Feb. 5, 1990
156	Southern U. vs. Baptist Christian (91)	Dec. 14, 1992
156	South Ala. vs. Prairie View (114)	Dec. 2, 1994
155	Oral Roberts vs. Union (Tenn.) (113)	Feb. 24, 1972
155	Southern U. vs. Prairie View (91)	Feb. 22, 1993
154	Texas-Arlington vs. Huston-Tillotson (85)	Nov. 29, 1990
154	Southern U. vs. Patten (57)	Nov. 26, 1993
153	TCU vs. Tex.-Pan American (87)	Nov. 29, 1997
152	Jacksonville vs. St. Peter's (106)	Dec. 3, 1990
152	Oklahoma vs. Centenary (La.) (84)	Dec. 12, 1987
152	Oklahoma vs. Oral Roberts (122)	Dec. 10, 1988
152	Loyola Marymount vs. U.S. Int'l (137)	Dec. 7, 1989
152	Northeastern vs. Loyola Marymount (123)	Nov. 24, 1990

SCORING HIGHS BY LOSING TEAM

Pts.	Team vs. Opponent (Opp. Pts.)	Date
150	U.S. Int'l vs. Loyola Marymount (181)	Jan. 31, 1989
144	U.S. Int'l vs. Loyola Marymount (162)	Jan. 7, 1989
141	Loyola Marymount vs. LSU (148) (ot)	Feb. 3, 1990
140	Utah St. vs. UNLV (142) (3 ot)	Jan. 2, 1985
140	U.S. Int'l vs. Loyola Marymount (186)	Jan. 5, 1991
140	Long Island vs. St. Francis (N.Y.) (142) (2 ot)	Feb. 22, 2003
137	U.S. Int'l vs. Loyola Marymount (152)	Dec. 7, 1989
136	Gonzaga vs. Loyola Marymount (147)	Feb. 18, 1989
132	Troy St. vs. George Mason (148)	Dec. 10, 1994
130	Fairleigh Dickinson vs. Sacred Heart (133) (4 ot)	Dec. 1, 2001
127	Pepperdine vs. Loyola Marymount (142)	Feb. 20, 1988
127	Troy St. vs. George Mason (142)	Nov. 28, 1995
126	Western Mich. vs. Marshall (127)	Dec. 20, 1999
125	Nevada vs. Loyola Marymount (130)	Dec. 30, 1988
123	San Francisco vs. Loyola Marymount (137)	Feb. 9, 1990
123	Loyola Marymount vs. Pepperdine (148)	Feb. 17, 1990
123	Loyola Marymount vs. Northeastern (152)	Nov. 24, 1990
123	Sam Houston St. vs. Texas-Arlington (125)	Dec. 28, 1998
122	Oral Roberts vs. Oklahoma (152)	Dec. 10, 1988
121	Loyola Marymount vs. LSU (148) (ot)	Feb. 3, 1990
121	Loyola Marymount vs. Oklahoma (136)	Dec. 23, 1989
121	Central Mich. vs. Ohio (122) (2 ot)	Feb. 5, 1998

SCORING HIGHS BOTH TEAMS COMBINED

Pts.	Team (Pts.) vs. Team (Pts.)	Date
331	Loyola Marymount (181) vs. U.S. Int'l (150)	Jan. 31, 1989
326	Loyola Marymount (186) vs. U.S. Int'l (140)	Jan. 5, 1991
306	Loyola Marymount (162) vs. U.S. Int'l (144)	Jan. 7, 1989
289	Loyola Marymount (152) vs. U.S. Int'l (137)	Dec. 7, 1989
289	LSU (148) vs. Loyola Marymount (141) (ot)	Feb. 3, 1990
284	Oklahoma (172) vs. Loyola Marymount (112)	Dec. 15, 1990
283	Loyola Marymount (147) vs. Gonzaga (136)	Feb. 18, 1989
282	UNLV (142) vs. Utah St. (140) (3 ot)	Jan. 2, 1985
282	St. Francis (N.Y.) (142) vs. Long Island (140) (2 ot)	Feb. 22, 2003
280	George Mason (148) vs. Troy St. (132)	Dec. 10, 1994
275	Northeastern (152) vs. Loyola Marymount (123)	Nov. 24, 1990
274	Oklahoma (152) vs. Oral Roberts (122)	Dec. 10, 1988
274	Oklahoma (173) vs. U.S. Int'l (101)	Nov. 29, 1989
272	Loyola Marymount (157) vs. San Francisco (115)	Feb. 4, 1990
269	Loyola Marymount (142) vs. Pepperdine (127)	Feb. 20, 1988
269	Loyola Marymount (150) vs. St. Mary's (Cal.) (119)	Feb. 1, 1990
269	George Mason (142) vs. Troy St. (127)	Nov. 28, 1995

MARGIN OF VICTORY

Pts.	Team (Pts.) vs. Opponent (Opp. Pts.)	Date
117	Long Island (179) vs. Medgar Evers (62)	Nov. 26, 1997
101	Texas (102) vs. San Marcos Baptist (1)	Jan. 10, 1916
97	Southern U. (154) vs. Patten (57)	Nov. 26, 1993
97	Winthrop (130) vs. Johnson & Wales (33)	Dec. 7, 1996
96	Purdue (112) vs. Indiana St. (6)	Jan. 10, 1911
96	Western Ky. (103) vs. Adairville Independents (7)	Jan. 10, 1923
95	Oklahoma (146) vs. Northeastern Ill. (51)	Dec. 2, 1989
94	Southern U. (159) vs. Texas College (65)	Dec. 6, 1990
93	Washington (100) vs. Puget Sound (7)	Jan. 14, 1921
92	Villanova (117) vs. Philadelphia NAMC (25)	Feb. 12, 1949
91	LSU (124) vs. Rhodes (33)	Dec. 8, 1952
91	Tennessee St. (148) vs. Fisk (57)	Dec. 6, 1993
91	Tulsa (141) vs. Prairie View (50)	Dec. 7, 1995
89	Northwestern La. vs. LeTourneau (51)	Jan. 20, 1992
89	Nicholls St. (140) vs. Faith Baptist (51)	Dec. 17, 1994
88	Southern U. (132) vs. Faith Baptist (44)	Dec. 12, 1994
88	Prairie View (129) vs. Okla. Baptist (41)	Jan. 21, 1997
87	Canisius (107) vs. St. Ann's (20)	Dec. 8, 1907
86	Ohio St. (88) vs. Ohio (2)	Feb. 6, 1903
84	Rhode Island (118) vs. Fort Varnum (34)	Nov. 20, 1943
83	Texas (89) vs. Texas St. (6)	Feb. 11, 1919
82	Navy (126) vs. McDaniel (44)	Dec. 3, 1952
82	Morehead St. (130) vs. Asbury (48)	Nov. 30, 1996
81	Rhode Island (119) vs. Mass. Maritime (38)	Dec. 1, 1945
81	Oklahoma (146) vs. Florida A&M (65)	Jan. 27, 1993
81	Davidson (125) vs. Wash. & Jeff. (44)	Dec. 21, 2002

MARGIN OF VICTORY VS. DIVISION I OPPONENT (SINCE 1938)

Pts.	Team (Pts.) vs. Opponent (Opp. Pts.)	Date
91	Tulsa (141) vs. Prairie View (50)	Dec. 7, 1995
81	Oklahoma (146) vs. Florida A&M (65)	Jan. 27, 1993
80	Minnesota (114) vs. Alabama St. (34)	Dec. 23, 1996
77	Kentucky (143) vs. Georgia (66)	Feb. 27, 1956
75	Maryland (132) vs. North Texas (57)	Dec. 23, 1998

Pts.	Team (Pts.) vs. Opponent (Opp. Pts.)	Date
75	LSU (112) vs. Grambling (37)	Nov. 20, 1999
75	Florida (125) vs. Florida A&M (50)	Dec. 10, 2000
74	Kentucky (124) vs. Tenn.-Martin (50)	Nov. 26, 1994
73	LSU (159) vs. Northern Ariz. (86)	Dec. 28, 1991
72	Iowa (103) vs. Chicago (31)	Feb. 5, 1944
72	Oklahoma (173) vs. U.S. Int'l (101)	Nov. 29, 1989
72	Ohio St. (116) vs. Chicago St. (44)	Nov. 30, 1991
72	Missouri (117) vs. Chicago St. (45)	Dec. 2, 1995
72	Texas Tech (107) vs. Nicholls (35)	Dec. 7, 2002
71	Ohio St. (109) vs. Delaware (38)	Jan. 11, 1960
71	New Mexico (71) vs. Dartmouth (36)	Dec. 29, 1972
71	Dayton (109) vs. Bowling Green (38)	Dec. 11, 1954
70	Massachusetts (108) vs. Maine (38)	Feb. 23, 1974
70	Kansas (115) vs. Brown (45)	Jan. 3, 1989
70	Connecticut (116) vs. Central Conn. St. (46)	Jan. 23, 1996
70	Memphis (112) vs. Howard (42)	Jan. 3, 2001
69	Kentucky (98) vs. Vanderbilt (29)	Feb. 27, 1947
69	Lamar (126) vs. Sam Houston St. (57)	Dec. 30, 1991
68	Oklahoma (152) vs. Centenary (La.) (84)	Dec. 12, 1987
68	Oklahoma (132) vs. Southern Utah St. (64)	Dec. 20, 1988
68	Connecticut (115) vs. Central Conn. St. (47)	Jan. 10, 1991
68	Kansas (140) vs. Oral Roberts (72)	Jan. 14, 1993
68	Southern Utah (140) vs. South Ala. (72)	Dec. 10, 1994

SCORING HIGHS IN A HALF

Pts.	Team vs. Opponent (Half)	Date
98	Long Island vs. Medgar Evers (2nd)	Nov. 26, 1997
97	Oklahoma vs. U.S. Int'l (1st)	Nov. 29, 1989
96	Southern U. vs. Texas College (2nd)	Dec. 6, 1990
94	Loyola Marymount vs. U.S. Int'l (1st)	Jan. 31, 1989
94	Oklahoma vs. Northeastern Ill. (2nd)	Dec. 2, 1989
94	Loyola Marymount vs. U.S. Int'l (1st)	Jan. 5, 1991
93	Loyola Marymount vs. U.S. Int'l (1st)	Jan. 7, 1989
93	Oklahoma vs. Loyola Marymount (2nd)	Dec. 15, 1990
92	Loyola Marymount vs. U.S. Int'l (2nd)	Jan. 5, 1991
92	Alabama St. vs. Grambling (2nd)	Jan. 21, 1991
91	Oklahoma vs. Angelo St. (2nd)	Dec. 1, 1990
87	Oklahoma vs. Oral Roberts (2nd)	Dec. 10, 1988
87	Loyola Marymount vs. U.S. Int'l (2nd)	Jan. 31, 1989
86	Jacksonville vs. St. Peter's (2nd)	Dec. 3, 1970
86	Lamar vs. Portland St. (2nd)	Jan. 12, 1980
86	Loyola Marymount vs. Gonzaga (2nd)	Feb. 18, 1989
86	Gonzaga vs. Loyola Marymount (2nd)	Feb. 18, 1989
86	Kentucky vs. LSU (1st)	Jan. 16, 1996

SCORING HIGHS IN A HALF BOTH TEAMS COMBINED

Pts.	Team (Pts.) vs. Team (Pts.) (Half)	Date
172	Loyola Marymount (86) vs. Gonzaga (86) (2nd)	Feb. 18, 1989
170	Loyola Marymount (94) vs. U.S. Int'l (76) (1st)	Jan. 31, 1989
164	Loyola Marymount (94) vs. U.S. Int'l (70) (1st)	Jan. 5, 1991
162	Loyola Marymount (92) vs. U.S. Int'l (70) (2nd)	Jan. 5, 1991
161	Loyola Marymount (93) vs. U.S. Int'l (68) (1st)	Jan. 7, 1989
161	Loyola Marymount (87) vs. U.S. Int'l (74) (2nd)	Jan. 31, 1989
160	Oklahoma (87) vs. Oral Roberts (73) (2nd)	Dec. 10, 1988

FEWEST POINTS SCORED IN A GAME SINCE 1938

Pts.	Team vs. Opponent (Opp. Pts.)	Date
6	Temple vs. Tennessee (11)	Dec. 15, 1974
9	Pittsburgh vs. Penn St. (24)	Mar. 1, 1952
10	Duke vs. North Carolina St. (12)	Mar. 8, 1968
11	Oklahoma vs. Oklahoma St. (14)	Feb. 19, 1944
11	Tennessee vs. Temple (6)	Dec. 15, 1974
11	Cincinnati vs. Kentucky (24)	Dec. 20, 1983
12	Marquette vs. Creighton (57)	Dec. 16, 1940
12	Pittsburgh vs. Penn St. (15)	Jan. 15, 1944
12	North Carolina St. vs. Duke (10)	Mar. 8, 1968
13	Pittsburgh vs. Penn St. (32)	Feb. 20, 1943
13	Illinois vs. Purdue (23)	Feb. 7, 1938
14	Virginia vs. Navy (36)	Jan. 12, 1938
14	Michigan St. vs. Michigan (42)	Dec. 7, 1940
14	Kansas St. vs. Missouri (38)	Mar. 4, 1944
14	Oklahoma St. vs. Oklahoma (11)	Feb. 19, 1944
14	Alabama vs. Tennessee (23)	Jan. 11, 1945
15	Alabama vs. Tennessee (37)	Jan. 9, 1942
15	Arkansas vs. Oklahoma St. (17)	Jan. 28, 1944
15	Penn St. vs. Pittsburgh (12)	Jan. 15, 1944
15	Creighton vs. Oklahoma St. (35)	Feb. 9, 1948
15	Charleston So. vs. Col. of Charleston (18)	Feb. 6, 1980
16	Vanderbilt vs. Tennessee Tech (21)	Dec. 1, 1938
16	Miami (Ohio) vs. Marshall (22)	Feb. 19, 1938
16	South Carolina vs. Clemson (38)	Feb. 10, 1939
16	South Carolina vs. Clemson (43)	Feb. 18, 1939
16	Stanford vs. Oregon St. (18)	Jan. 28, 1980

FEWEST POINTS SCORED IN A GAME SINCE 1986

Pts.	Team vs. Opponent (Opp. Pts.)	Date
21	Ga. Southern vs. Coastal Caro. (61)	Jan. 2, 1997
23	Miami (Ohio) vs. Dayton (60)	Dec. 29, 2001
23	Army vs. Bucknell (56)	Jan. 23, 2004
24	Nicholls St. vs. LSU (68)	Nov. 22, 2002
24	Ark.-Pine Bluff vs. Oklahoma (94)	Dec. 2, 2003
25	Texas-Pan American vs. North Carolina St. (75)	Jan. 7, 1997
25	Valparaiso vs. Wis.-Green Bay (69)	Mar. 2, 1992
25	Army vs. Bucknell (75)	Feb. 22, 2004
26	Northwestern vs. Evansville (48)	Nov. 26, 1999
26	Bethune-Cookman vs. Nebraska (70)	Dec. 20, 2003
27	New Hampshire vs. Providence (56)	Dec. 5, 1992
27	Yale vs. Princeton (55)	Jan. 11, 1991
27	Bucknell vs. Princeton (68)	Dec. 9, 1998
27	Eastern Wash. vs. California (56)	Nov. 16, 2001
28	Dartmouth vs. Princeton (66)	Feb. 10, 1990
28	Wofford vs. North Carolina St. (57)	Dec. 3, 1996
28	Winthrop vs. North Carolina St. (57)	Dec. 3, 1996
29	Long Beach St. vs. UNLV (49)	Mar. 9, 1991
29	Texas-Pan American vs. Iowa (85)	Dec. 4, 1992
29	Loyola (Ill.) vs. Wisconsin (66)	Nov. 14, 1998
29	Northwestern vs. Michigan St. (59)	Jan. 27, 2000
29	Washington St. vs. Fresno St. (46)	Dec. 22, 2003
30	Columbia vs. Dartmouth (54)	Jan. 14, 1989
30	Akron vs. Northern Ill. (48)	Jan. 26, 1991
30	Brown vs. Wisconsin (52)	Dec. 7, 1996
30	Northwestern vs. Illinois (63)	Feb. 19, 2000
30	Morris Brown vs. Tulane (88)	Jan. 4, 2003

FEWEST POINTS SCORED BY BOTH TEAMS IN A GAME SINCE 1938

Pts.	Team vs. Opponent (Opp. Pts.)	Date
17	Tennessee (11) vs. Temple (6)	Dec. 15, 1974
22	North Carolina St. (12) vs. Duke (10)	Mar. 8, 1968
25	Oklahoma St. (14) vs. Oklahoma (11)	Feb. 19, 1944
27	Penn St. (15) vs. Pittsburgh (12)	Jan. 15, 1944
32	Oklahoma St. (17) vs. Arkansas (15)	Jan. 28, 1944
33	Penn St. (24) vs. Pittsburgh (9)	Mar. 1, 1952
33	Col. of Charleston (18) vs. Charleston So. (15)	Feb. 6, 1980
34	Oregon St. (18) vs. Stanford (16)	Jan. 28, 1980
35	Kentucky (24) vs. Cincinnati (11)	Dec. 20, 1983
36	Purdue (23) vs. Illinois (13)	Feb. 7, 1938
37	Tennessee (23) vs. Alabama (14)	Jan. 11, 1945
37	Tennessee Tech (21) vs. Vanderbilt (16)	1938
38	Marshall (22) vs. Miami (Ohio) (16)	Feb. 19, 1938

FEWEST POINTS SCORED BY BOTH TEAMS IN A GAME SINCE 1986

Pts.	Team vs. Opponent (Opp. Pts.)	Date
67	Southern Methodist (36) vs. Tex.-Arlington (31)	Dec. 16, 1989
67	Wis.-Green Bay (46) vs. Northern Mich. (21)	Nov. 22, 1996
68	George Mason (35) vs. UNC Wilmington (33)	Mar. 4, 2001
72	Princeton (37) vs. Monmouth (35)	Nov. 20, 1999
72	Binghamton (38) vs. Charleston So. (34)	Nov. 30, 2003
72	Tex.-Pan American (37) vs. Air Force (35)	Feb. 16, 2004
74	Princeton (38) vs. North Carolina St. (36)	Nov. 12, 1997
74	Evansville (48) vs. Northwestern (26)	Nov. 26, 1999
75	Fresno St. (46) vs. Washington St. (29)	Dec. 22, 2003
75	Southwest Mo. St. (43) vs. Wisconsin (32)	Mar. 12, 1999
76	Princeton (43) vs. Colgate (33)	Nov. 30, 1988
76	Yale (39) vs. Princeton (37)	Jan. 12, 1990
76	Cornell (41) vs. Columbia (35)	Jan. 27, 2001
76	Utah (41) vs. St. Mary's (Cal.) (35)	Jan. 7, 2002
76	Alabama St. (43) vs. Ark.-Pine Bluff (33)	Jan. 11, 2003
77	Idaho (40) vs. UC Santa Barb. (37)	Feb. 2, 2002
78	UNLV (49) vs. Long Beach St. (29)	Mar. 9, 1991
78	Northern Ill. (48) vs. Akron (30)	Jan. 26, 1991
78	Auburn (43) vs. Tennessee (35)	Jan. 15, 1997
78	Richmond (41) vs. UNC Wilmington (37)	Jan. 17, 2001
79	Princeton (48) vs. Cornell (31)	Feb. 8, 1992
79	Butler (43) vs. La Salle (36)	Dec. 29, 1999
79	Bucknell (56) vs. Army (23)	Jan. 23, 2004
79	Northwestern (40) vs. Purdue (39)	Feb. 11, 2004
80	Detroit (43) vs. Wis.-Green Bay (37)	Jan. 4, 1999
80	Utah (45) vs. Air Force (35)	Feb. 1, 2003
80	Navy (43) vs. Army (37)	Feb. 28, 2004

FIELD-GOAL PERCENTAGE

Pct.	Team (FG-FGA) vs. Opponent	Date
83.3	Maryland (15-18) vs. South Carolina	Jan. 9, 1971
81.4	New Mexico (35-43) vs. Oregon St.	Nov. 30, 1985
81.0	Fresno St. (34-42) vs. Portland St.	Dec. 3, 1977

Pct.	Team (FG-FGA) vs. Opponent	Date
81.0	St. Peter's (34-42) vs. Utica	Dec. 4, 1984
80.5	Fordham (33-41) vs. Fairfield	Feb. 27, 1984
80.0	Holy Cross (32-40) vs. Vermont	Nov. 30, 1981
80.0	Oklahoma St. (28-35) vs. Tulane	Mar. 22, 1992
80.0	Long Beach St. (56-70) vs. Cal St. Monterey	Dec. 22, 1999
79.4	Arkansas (27-34) vs. Texas Tech	Feb. 20, 1979
79.4	Columbia (27-34) vs. Dartmouth	Mar. 2, 1984
79.0	North Carolina (49-62) vs. Loyola Marymount	Mar. 19, 1988
78.6	Villanova (22-28) vs. Georgetown	Apr. 1, 1985
78.6	St. Peter's (22-28) vs. Army	Jan. 9, 1982
78.4	Western Ky. (29-37) vs. Dayton	Jan. 24, 1979
78.1	Army (25-32) vs. Manhattan	Jan. 20, 1979
78.0	Southern Utah (32-41) vs. Montana Tech	Dec. 19, 2002
77.8	Samford (35-45) vs. Loyola (La.)	Dec. 12, 1992
77.5	Nicholls St. (31-40) vs. Samford	Dec. 30, 1983
77.4	Richmond (24-31) vs. Citadel	Feb. 8, 1976
77.2	Stephen F. Austin (44-57) vs. LeTourneau	Nov. 26, 2002
77.0	Purdue (47-61) vs. Long Island	Nov. 14, 1997

THREE-POINT FIELD GOALS

3FG	Team vs. Opponent	Date
28	Troy St. vs. George Mason	Dec. 10, 1994
26	Troy St. vs. Oakwood	Nov. 24, 2003
24	Cincinnati vs. Oakland	Dec. 5, 1998
23	Lamar vs. Louisiana Tech	Feb. 28, 1993
23	Kansas St. vs. Fresno St.	Mar. 24, 1994
23	Troy St. vs. George Mason	Nov. 28, 1995
23	Sanford vs. Troy St.	Jan. 13, 2001
22	Gonzaga vs. San Francisco	Feb. 23, 1995
21	Kentucky vs. North Carolina	Dec. 27, 1989
21	Loyola Marymount vs. Michigan	Mar. 18, 1990
21	UNLV vs. Nevada	Dec. 8, 1990
21	Troy St. vs. Loyola (La.)	Dec. 22, 1993
21	Cal Poly vs. Cal Baptist	Dec. 3, 1996
21	Mississippi Val. vs. Troy St.	Dec. 6, 1996
21	Arkansas vs. Troy St.	Dec. 10, 1996
21	Long Island vs. Robert Morris	Feb. 3, 1997
21	Troy St. vs. Lipscomb	Jan. 10, 2004
20	Navy vs. Mt. St. Mary's	Nov. 26, 1990
20	Lamar vs. Prairie View	Feb. 3, 1993
20	Arkansas vs. Texas Southern	Dec. 29, 1993
20	Baylor vs. TCU	Feb. 14, 1995
20	Southern California vs. Oregon St.	Jan. 29, 2000
20	Northern Ariz. vs. Cal Poly	Dec. 2, 2000
20	Nicholls St. vs. Troy St.	Dec. 17, 2001
20	Missouri vs. Colorado	Feb. 23, 2002
20	Arkansas St. vs. Lyon	Dec. 7, 2002
20	Ohio vs. Duquesne	Jan. 7, 2004
20	Northern Ariz. vs. San Jose Christian	Nov. 26, 2003

THREE-POINT FIELD GOALS ATTEMPTED

3FG	Team vs. Opponent	Date
74	Troy St. vs. George Mason	Dec. 10, 1994
67	Mississippi Val. vs. Troy St.	Dec. 6, 1996
58	Cal Poly vs. Cal Baptist	Dec. 3, 1996
53	Kentucky vs. La-Lafayette	Dec. 23, 1989
52	Troy St. vs. Oakwood	Nov. 24, 2003
51	Texas-Arlington vs. New Mexico	Nov. 23, 1990
51	Arizona St. vs. Brigham Young	Dec. 1, 1992
50	Morehead St. vs. George Mason	Dec. 3, 1996
50	Cal Poly vs. Air Force	Dec. 5, 1997
48	Kentucky vs. North Carolina	Dec. 27, 1989
48	Cincinnati vs. Oakland	Dec. 5, 1998
47	Kentucky vs. Furman	Dec. 19, 1989
47	Charleston So. vs. Clemson	Dec. 1, 1993
47	Centenary (La.) vs. UCF	Jan. 11, 1993
46	UNLV vs. Nevada	Dec. 8, 1990
46	Georgetown vs. Boston College	Feb. 26, 1994
46	Troy St. vs. Lipscomb	Jan. 10, 2004
45	Loyola Marymount vs. LSU	Feb. 3, 1990
45	Houston vs. St. Louis	Dec. 15, 1990
45	Drake vs. Iowa	Nov. 29, 1994
45	Mississippi Valley vs. Loyola Marymount	Nov. 14, 2001
44	Cal St. Northridge vs. Colorado	Nov. 23, 1990
44	Central Conn. St. vs. Colorado	Dec. 8, 1990
44	Kentucky vs. LSU	Feb. 2, 1992
44	North Texas vs. Texas-Arlington	Jan. 9, 1993
44	Kentucky vs. LSU	Mar. 14, 1993
44	Samford vs. Mercer	Feb. 18, 1995
44	Fresno St. vs. Cal St. Northridge	Nov. 30, 1999
44	St. Bonaventure vs. Richmond	Mar. 7, 2002
44	Ohio vs. Duquesne	Jan. 7, 2004

THREE-POINT FIELD-GOAL PERCENTAGE
(Minimum 10-three point field goals made)

Pct.	Team (3FG-3FGA) vs. Opponent	Date
91.7	Drexel (11-12) vs. Delaware	Dec. 3, 2000
90.9	Duke (10-11) vs. Clemson	Feb. 1, 1988
90.9	Hofstra (10-11) vs. Rhode Island	Jan. 16, 1993
87.5	Stetson (14-16) vs. Centenary (La.)	Jan. 13, 1996
85.7	Western Ill. (12-14) vs. Valparaiso	Jan. 13, 1992
84.6	Murray St. (11-13) vs. Southeast Mo. St.	Jan. 16, 1993
84.6	Clemson (11-13) vs. North Carolina	Jan. 31, 2004
83.3	Eastern Ky. (15-18) vs. UNC Asheville	Jan. 14, 1987
83.3	Princeton (10-12) vs. Pennsylvania	Jan. 6, 1990
83.3	Evansville (10-12) vs. Butler	Feb. 9, 1991
83.3	Southern Utah (10-12) vs. Cal St. Northridge	Mar. 1, 1991
83.3	Wis.-Milwaukee (10-12) vs. Eastern Mich.	Feb. 19, 1992
83.3	Purdue (10-12) vs. Michigan	Feb. 7, 1993
83.3	UNLV (10-12) vs. William & Mary	Feb. 11, 1995
83.3	Evansville (10-12) vs. Southern Ill.	Feb. 24, 1996
83.3	Wis.-Green Bay (10-12) vs. Miami (Ohio)	Dec. 5, 1998
81.3	Niagara (13-16) vs. Siena	Jan. 7, 1987
80.0	Marshall (12-15) vs. Wyoming	Dec. 7, 1991
80.0	Washington St. (12-15) vs. Princeton	Dec. 29, 1992
80.0	Princeton (12-15) vs. Columbia	Feb. 13, 1993
80.0	Niagara (12-15) vs. Iona	Feb. 17, 1995
80.0	Marquette (12-15) vs. Tulane	Jan. 27, 2001
80.0	Iona (12-15) vs. St. Peter's	Feb. 27, 2004
78.9	Ohio (15-19) vs. Col. of Charleston	Dec. 21, 1989
78.9	San Francisco (15-19) vs. Gonzaga	Feb. 9, 2001

FREE-THROW PERCENTAGE
(Minimum 30 free throws made)

Pct.	Team (FT-FTA) vs. Opponent	Date
100	UC Irvine (34-34) vs. Pacific	Feb. 21, 1981
100	Samford (34-34) vs. UCF	Dec. 20, 1990
100	Marshall (31-31) vs. Davidson	Dec. 17, 1979
100	Indiana St. (31-31) vs. Wichita St.	Feb. 18, 1991
97.2	Vanderbilt (35-36) vs. Mississippi St.	Feb. 26, 1986
97.2	Butler (35-36) vs. Dayton	Feb. 21, 1991
97.2	Marquette (35-36) vs. Memphis	Jan. 23, 1993
97.0	Miami (Fla.) (32-33) vs. Creighton	Feb. 10, 1964
97.0	Toledo (32-33) vs. Old Dominion	Dec. 9, 1995
97.0	Hawaii (32-33) vs. New Mexico	Feb. 24, 1996
96.8	Oregon St. (30-31) vs. Memphis	Dec. 19, 1990
96.8	Niagara (30-31) vs. Fairfield	Jan. 31, 1998
95.5	UNLV (42-44) vs. San Diego St.	Dec. 11, 1976
94.7	Southwest Mo. St. (36-38) vs. Evansville	Dec. 30, 2001
94.6	TCU (35-37) vs. Tex.-Arlington	Dec. 23, 1996
94.4	Eastern Mich. (34-36) vs. Jackson St.	Dec. 20, 1994
93.8	North Carolina St. (30-32) vs. North Carolina	Feb. 21, 1998
93.8	Brigham Young (30-32) vs. Weber St.	Dec. 28, 2000
93.7	Mount St. Mary's (30-32) vs. Robert Morris	Feb. 6, 1990

REBOUNDS

Reb.	Team vs. Opponent	Date
108	Kentucky vs. Mississippi	Feb. 8, 1964
103	Holy Cross vs. Boston College	Mar. 1, 1956
102	Arizona vs. Northern Ariz.	Jan. 6, 1951
101	Weber St. vs. Idaho St.	Jan. 22, 1966
100	William & Mary vs. Virginia	Feb. 14, 1954
95	Indiana vs. Michigan	Mar. 11, 1961
95	Murray St. vs. MacMurray	Jan. 2, 1967
92	Santa Clara vs. St. Mary's (Cal.)	Feb. 15, 1971
92	Oral Roberts vs. Brandeis	Jan. 8, 1973
91	Notre Dame vs. St. Norbert	Dec. 7, 1965
91	Southern Miss. vs. Tex.-Pan American	Feb. 9, 1970
91	Houston vs. Rice	Mar. 7, 1974
90	Vanderbilt vs. Sewanee	Dec. 4, 1954

ASSISTS

Ast.	Team vs. Opponent	Date
44	Colorado vs. George Mason (ot)	Dec. 2, 1995
43	TCU vs. Central Okla.	Dec. 12, 1998
41	North Carolina vs. Manhattan	Dec. 27, 1985
41	Weber St. vs. Northern Ariz.	Mar. 2, 1991
40	New Mexico vs. Texas-Arlington	Nov. 23, 1990
40	Loyola Marymount vs. U.S. Int'l	Jan. 5, 1991
40	Southern Utah vs. Texas Wesleyan	Jan. 25, 1992
40	Lamar vs. Prairie View	Feb. 2, 1993
40	TCU vs. North Texas	Dec. 1, 1998
39	Southern Miss. vs. Virginia Tech	Jan. 16, 1988
39	UNLV vs. Pacific	Feb. 8, 1990
39	UNLV vs. Rutgers	Feb. 3, 1991
39	Davidson vs. Warren Wilson	Dec. 9, 1991

Ast.	Team vs. Opponent	Date
39	TCU vs. Midwestern St.	Nov. 30, 1994
39	Arizona St. vs. Delaware St.	Dec. 1, 1997
39	TCU vs. Central Okla.	Dec. 9, 2000
38	New Mexico vs. U.S. Int'l	Dec. 3, 1985
38	Pepperdine vs. U.S. Int'l	Jan. 7, 1986
38	UCLA vs. Loyola Marymount	Dec. 2, 1990
38	Arizona vs. Northern Ariz.	Dec. 18, 1991
38	Tex.-Pan American vs. Concordia Lutheran	Dec. 4, 1993
38	LSU vs. George Mason	Dec. 3, 1994
38	Arizona vs. Morgan St.	Nov. 20, 1997
38	TCU vs. Ark.-Pine Bluff	Dec. 30, 2000
37	15 tied	

BLOCKED SHOTS

Blk.	Team vs. Opponent	Date
21	Georgetown vs. Southern (N.O.)	Dec. 1, 1993
20	Iona vs. Northern Ill.	Jan. 7, 1989
20	Georgia vs. Bethune-Cookman	Dec. 7, 1993
20	Massachusetts vs. West Virginia	Jan. 3, 1995
19	Seton Hall vs. Norfolk St.	Dec. 4, 2000
18	North Carolina vs. Stanford	Dec. 20, 1985
17	Maryland vs. Md.-East Shore	Feb. 27, 1987
17	Rider vs. Fairleigh Dickinson	Jan. 9, 1989
17	Georgetown vs. Providence	Feb. 22, 1989
17	Georgetown vs. Hawaii-Loa	Nov. 23, 1990
17	Brigham Young vs. Eastern Ky.	Dec. 7, 1990
17	Northwestern St. vs. Oauchita Baptist	Nov. 30, 1991
17	New Orleans vs. Texas A&M	Dec. 29, 1992
17	Massachusetts vs. Hartford	Dec. 28, 1993
17	Louisville vs. Kentucky	Jan. 1, 1995
17	William & Mary vs. George Mason	Feb. 26, 1996
17	Miami (Fla.) vs. Hartford	Dec. 13, 1996
17	Fairleigh Dickinson vs. Hartford	Nov. 11, 1997
17	Kentucky vs. Morehead St.	Nov. 20, 1997
17	Duke vs. Virginia	Jan. 10, 1999
17	La.-Monroe vs. Lamar	Feb. 3, 2000
17	Georgetown vs. Southern-N.O.	Feb. 10, 2000
16	UTEP vs. Fort Lewis	Nov. 26, 1988
16	Maryland vs. Md.-East Shore	Dec. 1, 1988
16	Oklahoma St. vs. Oklahoma	Feb. 14, 1989
16	Clemson vs. Radford	Dec. 9, 1989
16	Villanova vs. Drexel	Dec. 16, 1989
16	LSU vs. Texas	Jan. 2, 1990
16	UCLA vs. UC Irvine	Nov. 23, 1990
16	Kentucky vs. Georgia	Feb. 3, 1991
16	Rutgers vs. St. Bonaventure	Jan. 16, 1992
16	William & Mary vs. Marymount (Va.)	Nov. 29, 1995
16	Kentucky vs. Morehead St.	Dec. 16, 1995
16	Old Dominion vs. American	Jan. 16, 1999
16	La.-Monroe vs. Ark.-Monticello	Dec. 4, 1999
16	TCU vs. Rice	Mar. 3, 2000
16	Seton Hall vs. St. Peter's	Nov. 27, 2000

STEALS

Stl.	Team vs. Opponent	Date
39	Long Island vs. Medgar Evers	Nov. 26, 1997
34	Oklahoma vs. Centenary (La.)	Dec. 12, 1997
34	Northwestern St. vs. LeTourneau	Jan. 20, 1992
33	Connecticut vs. Pittsburgh	Jan. 6, 1990
32	Manhattan vs. Lehman	Dec. 14, 1987
32	Oklahoma vs. Angelo St.	Dec. 1, 1990
32	Long Island vs. Medgar Evers	Nov. 29, 1994
32	La.-Lafayette vs. Baptist Christian	Nov. 25, 1995
30	Southern U. vs. Baptist Christian	Dec. 14, 1992
30	Cal Poly vs. Notre Dame (Cal.)	Nov. 25, 1995
30	TCU vs. Ark.-Pine Bluff	Dec. 30, 2000
29	Cleveland St. vs. Canisius	Dec. 28, 1986
29	Oklahoma vs. U.S. Int'l	Nov. 19, 1989
29	Centenary (La.) vs. East Texas Baptist	Dec. 12, 1992
29	TCU vs. Delaware St.	Dec. 3, 1997
28	Oklahoma vs. Morgan St.	Dec. 21, 1991
28	Memphis vs. Southeastern La.	Jan. 11, 1993
28	Oklahoma vs. Florida A&M	Jan. 27, 1993
27	Oregon St. vs. Hawaii-Loa	Dec. 22, 1985
27	Cal St. Fullerton vs. Lamar	Nov. 24, 1989
27	Texas-San Antonio vs. Samford	Jan. 19, 1991
27	Iowa St. vs. Bethune-Cookman	Dec. 31, 1992
27	San Francisco vs. Delaware St.	Nov. 27, 1993
27	Charleston So. vs. Warner Southern	Dec. 11, 1993
27	Georgetown vs. Southern (N.O.)	Feb. 13, 1999
27	TCU vs. Alabama St.	Nov. 20, 2000

Season Records

VICTORIES

Team	Season	Won	Lost	Pct.
UNLV	†1987	37	2	.949
Duke	†1999	37	2	.949
Duke	†1986	37	3	.925
Kentucky	†1948	36	3	.923
Massachusetts	†1996	35	2	.946
Georgetown	†1985	35	3	.921
Arizona	†1988	35	3	.921
Kansas	1986	35	4	.897
Oklahoma	†1988	35	4	.897
Kansas	†1998	35	4	.897
Kentucky	†1998	35	4	.897
Duke	†2001	35	4	.897
UNLV	†1990	35	5	.875
Kentucky	†1997	35	5	.875
UNLV	†1991	34	1	.971
Duke	†1992	34	2	.944
Kentucky	1996	34	2	.944
Kansas	1997	34	2	.944
Connecticut	1999	34	2	.944
Kentucky	†1947	34	3	.919
Georgetown	†1984	34	3	.919
Arkansas	†1991	34	4	.895
North Carolina	†1993	34	4	.895
North Carolina	1998	34	4	.895
Indiana St.	†1979	33	1	.971
Louisville	†1980	33	3	.917
Kansas	†2002	33	4	.892
UNLV	1986	33	5	.868
Michigan St.	1999	33	5	.868
Connecticut	†2004	33	6	.846

VICTORIES IN FIRST SEASON IN DIVISION I

Team	Season	Won	Lost	Pct.
Seattle#	1953	29	4	.879
Md.-East. Shore	1974	27	2	.931
Oral Roberts	1972	26	2	.929
Old Dominion	1977	25	4	.862
Long Beach St.#	1970	24	5	.828
La.-Lafayette#	1972	23	3	.885
Southern U.	1978	23	5	.821
Hawaii	1971	23	5	.821
Alabama St.	1983	22	6	.786
Alcorn St.	1978	22	7	.759
Stephen F. Austin	1987	22	8	.733
Idaho St.#	1959	21	7	.750
McNeese St.	1974	20	5	.800
Memphis#	1956	20	7	.741
Birmingham So.	2004	20	7	.741
Loyola (La.)	1952	20	14	.588
Jackson St.	1978	19	5	.792
Northeastern	1973	19	7	.731
Ga. Southern	1974	19	7	.731
Miami (Fla.)	1949	19	8	.704
Col. of Charleston	1992	19	8	.704
Morehead St.#	1956	19	10	.655
New Mexico St.	1951	19	14	.576
New Orleans	1976	18	8	.692
Florida A&M	1979	18	9	.667
Alabama A&M	2000	18	10	.643

#appeared in NCAA tournament

WON-LOST PERCENTAGE

Team	Season	Won	Lost	Pct.
North Carolina	†1957	32	0	1.000
Indiana	†1976	32	0	1.000
UCLA	†1964	30	0	1.000
UCLA	†1967	30	0	1.000
UCLA	†1972	30	0	1.000
UCLA	†1973	30	0	1.000
San Francisco	†1956	29	0	1.000
North Carolina St.	1973	27	0	1.000
Kentucky	†1954	25	0	1.000
Long Island	†1939	24	0	1.000
Seton Hall	†1940	19	0	1.000
Army	†1944	15	0	1.000
UNLV	†1991	34	1	.971
Indiana St.	†1979	33	1	.971
Indiana	†1975	31	1	.969

Team	Season	Won	Lost	Pct.
North Carolina St.	†1974	30	1	.968
UCLA	†1968	29	1	.967
UCLA	†1969	29	1	.967
UCLA	†1971	29	1	.967
San Francisco	†1955	28	1	.966
UTEP	†1966	28	1	.966
Marquette	1971	28	1	.966
Pennsylvania	1971	28	1	.966
Alcorn St.	1979	28	1	.966
Ohio St.	†1961	27	1	.964

†national leader

WON-LOST PERCENTAGE IN FIRST SEASON IN DIVISION I

Team	Season	Won	Lost	Pct.
Md.-East. Shore	1974	27	2	.931
Oral Roberts	1972	26	2	.929
Seattle#	1953	29	4	.879
La.-Lafayette#	1972	25	4	.862
Old Dominion	1977	25	4	.862
Long Beach St.#	1970	24	5	.828
Southern U.	1978	23	5	.821
Hawaii	1971	23	5	.821
McNeese St.	1974	20	5	.800
Jackson St.	1978	19	5	.792
Alabama St.	1983	22	6	.786
Alcorn St.	1978	22	7	.759
Idaho St.#	1959	21	7	.750
Memphis#	1956	20	7	.741
Birmingham So.	2004	20	7	.741
Air Force	1958	17	6	.739
Stephen F. Austin	1987	22	8	.733
Northeastern	1973	19	7	.731
Ga. Southern	1974	19	7	.731
Va. Commonwealth	1974	17	7	.708
Miami (Fla.)	1949	19	8	.704
Col. of Charleston	1992	19	8	.704
New Orleans	1976	18	8	.692
Weber St.	1964	17	8	.680
George Mason	1979	17	8	.680
Florida A&M	1979	18	9	.667
Mercer	1974	16	8	.667
Tennessee Tech	1956	14	7	.667
American	1967	16	8	.667
Fairfield	1965	14	7	.667

#appeared in NCAA tournament

MOST-IMPROVED TEAMS

(Since 1974)

Team	Season	W-L Record	Previous Yr. W-L	Games Up
Mercer	†2003	23-6	6-23	17
UTEP	†2004	24-8	6-24	17
N.C. A&T	†1978	20-8	3-24	16½
Murray St.	†1980	23-8	4-22	16½
Liberty	†1992	22-7	5-23	16½
North Texas	†1976	22-4	6-20	16
Ohio State	†1999	27-9	8-22	16
Tulsa	†1981	26-7	8-19	15
Utah St.	†1983	20-9	4-23	15
Radford	†1991	22-7	7-22	15
Boston College	†2001	27-5	11-19	15
Western Mich.	1992	21-9	5-22	14½
Tennessee St.	†1993	19-10	4-24	14½
Central Mich.	2001	20-8	6-23	14½
Fresno St.	1978	21-6	7-20	14
James Madison	†1987	20-10	5-23	14
Loyola Marymount	†1988	28-4	12-16	14
Cal Poly	†1996	16-13	1-26	14
Northern Ariz.	†1997	21-7	6-20	14
McNeese St.	2001	22-9	6-21	14
Central Mich.	2003	25-7	9-19	14
Michigan St.	1978	25-5	10-17	13½
Loyola (Md.)	†1994	17-13	2-25	13½
Texas-San Antonio	†1998	16-11	3-25	13½
Iowa St.	†2000	32-5	15-15	13½
Ark.-Little Rock	2001	18-11	4-24	13½

†national leader

POINTS

Team	Season	G	Pts.
Oklahoma	†1988	39	4,012
Loyola Marymount	†1990	32	3,918
Arkansas	†1991	38	3,783

Team	Season	G	Pts.
UNLV	1990	40	3,739
Oklahoma	†1989	36	3,680
UNLV	†1987	39	3,612
Duke	†1999	39	3,581
Duke	†2001	39	3,538
Loyola Marymount	1988	32	3,528
Loyola Marymount	1989	31	3,486
Houston	†1977	37	3,482
UNLV	†1976	31	3,426
UNLV	1977	32	3,426
Duke	1991	39	3,421
UNLV	1991	35	3,420
Arkansas	†1995	39	3,416
Syracuse	1989	38	3,410
Michigan	1989	37	3,393
Duke	1990	38	3,386
Kansas	†2002	37	3,365
Oklahoma	1991	35	3,363
Arkansas	1990	35	3,345
North Carolina	1989	37	3,331
Oklahoma	†1985	37	3,328
Kentucky	†1997	40	3,325

†national leader

SCORING OFFENSE

Team	Season	G	Pts.	Avg.
Loyola Marymount	†1990	32	3,918	122.4
Loyola Marymount	†1989	31	3,486	112.5
UNLV	†1976	31	3,426	110.5
Loyola Marymount	†1988	32	3,528	110.3
UNLV	†1977	32	3,426	107.1
Oral Roberts	†1972	28	2,943	105.1
Southern U.	†1991	28	2,924	104.4
Loyola Marymount	1991	31	3,211	103.6
Oklahoma	1988	39	4,012	102.9
Oklahoma	1989	36	3,680	102.2
Oklahoma	1990	32	3,243	101.3
Southern U.	†1994	27	2,727	101.0
Jacksonville	†1970	28	2,809	100.3
Jacksonville	†1971	26	2,598	99.9
Arkansas	1991	38	3,783	99.6
Southern U.	1990	31	3,078	99.3
Syracuse	†1966	28	2,773	99.0
Iowa	1970	25	2,467	98.7
Miami (Fla.)	†1965	26	2,558	98.4
Houston	1966	29	2,845	98.1
La. Lafayette	1972	29	2,840	97.9
U.S. Int'l	1990	28	2,738	97.8
Houston	†1968	33	3,226	97.8
UNLV	1991	35	3,420	97.7
Md.-East. Shore	†1974	29	2,831	97.6
Troy St.	1994	27	2,634	97.6
Oklahoma City	1966	29	2,829	97.6

†national leader

SCORING DEFENSE

Team	Season	G	Pts.	Avg.
Oklahoma St.	†1948	31	1,006	32.5
Oklahoma St.	†1949	28	985	35.2
Oklahoma St.	†1950	27	1,059	39.2
Alabama	1948	27	1,070	39.6
Creighton	1948	23	925	40.2
Wyoming	1948	27	1,101	40.8
Wyoming	1950	36	1,491	41.4
Siena	1948	28	1,161	41.5
St. Bonaventure	1948	22	921	41.9
Siena	1949	29	1,215	41.9
Tulane	1948	26	1,102	42.4
Wyoming	1949	35	1,509	43.1
Texas	1948	25	1,079	43.2
Utah	1948	20	868	43.4
Minnesota	1949	21	912	43.4
Washington (Mo.)	1948	21	915	43.6
St. Bonaventure	1949	26	1,137	43.7
St. Louis	1948	27	1,183	43.8
Kentucky	1949	34	1,492	43.9
Washington St.	1949	30	1,317	43.9
Texas A&M	†1951	29	1,275	44.0
Kentucky	1948	39	1,730	44.4
Baylor	1949	24	1,068	44.5
Tulsa	1950	23	1,027	44.7
Hamline	1948	31	1,389	44.8

†national leader

(Since 1965)

Fresno St.	†1982	30	1,412	47.1
Princeton	†1992	28	1,349	48.2
Princeton	†1991	27	1,320	48.9
North Carolina St.	1982	32	1,570	49.1
Princeton	1982	26	1,277	49.1
Princeton	†1984	28	1,403	50.1
St. Peter's	†1980	31	1,563	50.4
Fresno St.	†1981	29	1,470	50.7
Air Force	†2004	29	1,475	50.9
Princeton	†1990	27	1,378	51.0
Princeton	1981	28	1,438	51.4
Princeton	†1998	29	1,491	51.4
St. Peter's	1981	26	1,338	51.5
Wyoming	1982	30	1,545	51.5
Princeton	†1977	26	1,343	51.7
Princeton	†1996	29	1,498	51.7
Princeton	†1983	29	1,507	52.0
James Madison	1982	30	1,559	52.0
Fresno St.	†1978	27	1,417	52.5
Princeton	†1999	30	1,581	52.7
Princeton	†1976	27	1,427	52.9
Columbia	1982	26	1,375	52.9
Princeton	†1989	27	1,430	53.0
Fresno St.	†1985	32	1,696	53.0
Princeton	†1997	28	1,496	53.4

†national leader

SCORING MARGIN

Team	Season	Off.	Def.	Mar.
UCLA	†1972	94.6	64.3	30.3
North Carolina St.	†1948	75.3	47.2	28.1
Kentucky	†1954	87.5	60.3	27.2
Kentucky	†1952	82.3	55.4	26.9
UNLV	†1991	97.7	71.0	26.7
UCLA	†1968	93.4	67.2	26.2
UCLA	†1967	89.6	63.7	25.9
Houston	1968	97.8	72.5	25.3
Duke	†1999	91.8	67.2	24.7
Kentucky	1948	69.0	44.4	24.6
Kentucky	†1949	68.2	43.9	24.3
Bowling Green	1948	70.5	46.7	23.8
Loyola (Ill.)	†1963	91.8	68.1	23.7
Charlotte	†1975	88.9	65.2	23.7
Arizona St.	†1962	90.1	67.6	22.5
St. Bonaventure	†1970	88.4	65.9	22.5
Kentucky	†1951	74.7	52.5	22.2
Indiana	1975	88.0	65.9	22.1
Kentucky	†1996	91.4	69.4	22.1
Cincinnati	†1960	86.7	64.7	22.0
Oklahoma	†1988	102.9	81.0	21.9
North Carolina St.	†1973	92.9	71.1	21.8
Jacksonville	1970	100.3	78.5	21.8
UNLV	†1976	110.5	89.0	21.5
Duke	†1998	85.6	64.1	21.5

†national leader

FIELD-GOAL PERCENTAGE

Team	Season	FG	FGA	Pct.
Missouri	†1980	936	1,635	57.2
Michigan	†1989	1,325	2,341	56.6
Oregon St.	†1981	862	1,528	56.4
UC Irvine	†1982	920	1,639	56.1
Michigan St.	†1986	1,043	1,860	56.1
North Carolina	1986	1,197	2,140	55.9
Kansas	1986	1,260	2,266	55.6
Kentucky	†1983	869	1,564	55.6
Notre Dame	1981	824	1,492	55.2
Houston Baptist	†1984	797	1,445	55.2
Maryland	1980	985	1,789	55.1
Idaho	1981	816	1,484	55.0
UC Irvine	1981	934	1,703	54.8
Navy	†1985	946	1,726	54.8
Stanford	1983	752	1,373	54.8
Maryland	†1975	1,049	1,918	54.7
New Orleans	1983	937	1,714	54.7
Georgia Tech	1986	1,008	1,846	54.6
Arkansas	†1978	1,060	1,943	54.6
Michigan	†1988	1,198	2,196	54.6
New Mexico	1989	992	1,819	54.5
Southern U.	1978	1,107	2,031	54.5
Arkansas	†1977	849	1,558	54.5
Arizona	1988	1,147	2,106	54.5
Pepperdine	1983	900	1,653	54.4

Team	Season	FG	FGA	Pct.
Oregon St.	1980	943	1,732	54.4
Ohio St.	†1970	831	1,527	54.4
UNC Wilmington	1977	816	1,500	54.4
Davidson	†1964	894	1,644	54.4

†national leader

**FIELD-GOAL PERCENTAGE DEFENSE
(Since 1978)**

Team	Season	FG	FGA	Pct.
Stanford	†2000	667	1,893	35.2
Marquette	†1994	750	2,097	35.8
Marquette	†1997	628	1,735	36.2
Temple	2000	633	1,747	36.2
Wake Forest	1997	667	1,832	36.4
UNLV	†1992	628	1,723	36.5
Wis.-Green Bay	1997	499	1,368	36.5
Georgetown	†1991	680	1,847	36.8
Temple	†1994	621	1,686	36.8
Connecticut	†2004	924	2,502	36.9
Princeton	2000	577	1,558	37.0
Kansas St.	†1999	729	1,963	37.1
St. Joseph's	†2003	609	1,639	37.2
Detroit	1999	590	1,583	37.3
Northwestern	1999	577	1,548	37.3
Texas St.	1999	597	1,601	37.3
Wis.-Green Bay	1994	664	1,777	37.4
Va. Commonwealth	†2002	767	2,052	37.4
Cincinnati	2002	761	2,035	37.4
Alabama	†1995	771	2,048	37.6
Col. of Charleston	2002	663	1,762	37.6
Old Dominion	1999	797	2,116	37.7
Illinois	2003	657	1,741	37.7
Maryland	2003	704	1,864	37.8
Wisconsin	1997	502	1,329	37.8
Kansas	1995	768	2,032	37.8
Ohio St.	2000	654	1,730	37.8
Kansas	†2001	782	2,069	37.8

†national leader

THREE-POINT FIELD GOALS MADE

Team	Season	G	3FG
Duke	†2001	39	407
Troy St.	†2004	31	364
Arkansas	†1995	39	361
Kentucky	†1993	34	340
Missouri	†2002	36	326
Kentucky	†1992	36	317
St. Bonaventure	2002	30	314
Samford	†2000	32	313
St. Joseph's	2004	32	313
Troy St.	†2003	32	312
Long Island	†1998	32	310
Ball St.	2002	35	310
UNLV	†1987	39	309
Mississippi Val.	†1997	29	309
Col. of Charleston	2003	33	308
Charlotte	2001	33	305
Oregon	2002	35	304
East Tenn. St.	†1991	33	301
Arkansas	†1994	34	301
Kentucky	1994	34	301
Long Island	1997	30	301
New Mexico	1998	32	301
Duke	2002	35	301
New Mexico	1994	31	300
Troy St.	†1996	27	300

†national leader

THREE-POINT FIELD GOALS MADE PER GAME

Team	Season	G	3FG	Avg.
Troy St.	†2004	31	364	11.74
Troy St.	†1996	27	300	11.11
Mississippi Val.	†1997	29	309	10.66
Troy St.	†1995	27	287	10.63
St. Bonaventure	†2002	30	314	10.47
Duke	†2001	39	407	10.44
Samford	1995	27	279	10.33
Mississippi Val.	†2003	29	299	10.31
Belmont	2001	28	288	10.29
Marshall	1996	28	284	10.14
Lamar	†1993	27	271	10.04
St. Bonaventure	2003	27	271	10.04
Kentucky	†1990	28	281	10.04

Team	Season	G	3FG	Avg.
Long Island	1997	30	301	10.03
Kentucky	1993	34	340	10.00
Tennessee Tech	†2000	28	279	9.96
Davidson	2003	27	269	9.96
Vermont	1995	27	268	9.93
Florida	†1998	29	285	9.83
Samford	2001	29	284	9.79
Samford	2000	32	313	9.78
St. Joseph's	2004	32	313	9.78
Belmont	2004	30	293	9.77
Belmont	2000	28	273	9.75
Troy St.	2003	32	312	9.75

†national leader

**THREE-POINT FIELD-GOAL PERCENTAGE
(Minimum 100 three-point field goals made)**

Team	Season	G	3FG	3FGA	Pct.
Indiana	†1987	34	130	256	50.8
Mississippi Val.	1987	28	161	322	50.0
Stephen F. Austin	1987	30	120	241	49.8
Princeton	†1988	26	211	429	49.2
Prairie View	1988	27	129	266	48.5
Kansas St.	1988	34	179	370	48.4
Arizona	1988	38	254	526	48.3
Indiana	†1989	35	121	256	47.3
Bucknell	1988	28	154	328	47.0
Holy Cross	1988	29	158	337	46.9
Michigan	1989	37	196	419	46.8
Wis.-Green Bay	†1992	30	204	437	46.7
Citadel	1989	28	153	328	46.6
Niagara	1987	31	128	275	46.5
Eastern Mich.	1987	29	144	310	46.5
Wis.-Green Bay	†1991	31	189	407	46.4
Colorado St.	1989	33	141	305	46.2

Team	Season	G	3FG	3FGA	Pct.
Bucknell	1989	31	160	347	46.1
Illinois	1987	31	112	243	46.1
Illinois St.	1987	32	110	240	45.8
Jacksonville	1987	30	188	412	45.6
Rider	1987	28	151	331	45.6
Davidson	1987	30	138	303	45.5
New Mexico St.	1988	32	143	314	45.5
Gonzaga	1989	28	119	262	45.4
Indiana	†1994	30	182	401	45.4

†national leader

FREE-THROW PERCENTAGE

Team	Season	FT	FTA	Pct.
Harvard	†1984	535	651	82.2
Brigham Young	†1989	527	647	81.5
Harvard	†1985	450	555	81.1
Ohio St.	†1970	452	559	80.9
Siena	†1998	574	715	80.3
Vanderbilt	†1974	477	595	80.2
Michigan St.	†1986	490	613	79.9
North Carolina St.	†2004	481	602	79.9
Butler	†1988	413	517	79.9
Miami (Fla.)	†1965	642	807	79.6
Tulane	†1963	390	492	79.3
Tennessee	†1971	538	679	79.2
Auburn	†1966	476	601	79.2
Oklahoma St.	†1958	488	617	79.1
Duke	†1978	665	841	79.1
Utah	†1993	476	602	79.1
Gonzaga	1989	485	614	79.0
Western Ky.	†1997	342	433	79.0
Montana St.	†2000	481	609	79.0
Oral Roberts	†1980	481	610	78.9
Marshall	1958	479	608	78.8
Bucknell	1989	590	749	78.8
Manhattan	†2003	560	711	78.8
Alabama	†1987	521	662	78.7
Siena	†1999	672	854	78.7

†national leader

REBOUNDS

Team	Season	G	Reb.
Kentucky	†1951	34	2,109
North Carolina St.	1951	37	2,091
Houston	†1968	33	2,074
Columbia	†1957	24	2,016
Fordham	†1953	27	1,879

Team	Season	G	Reb.
North Carolina St.	†1955	32	1,864
Houston	†1967	31	1,862
Fordham	†1952	29	1,859
Kentucky	1952	32	1,817
West Virginia	†1959	34	1,810
Western Ky.	†1954	32	1,810
Creighton	†1964	29	1,803
North Carolina St.	1952	34	1,782
Connecticut	†2004	39	1,742
Dayton	1955	29	1,738
North Carolina St.	1954	35	1,735
Notre Dame	†1965	27	1,722
Dayton	†1956	29	1,713
New Mexico St.	1970	31	1,713
Seton Hall	1953	33	1,706
La Salle	1955	31	1,697
LSU	†1970	32	1,691
Middle Tenn.	†1969	26	1,685
Kansas	†1998	39	1,682
Kentucky	1955	26	1,680

†national leader

**REBOUND MARGIN
(Since 1973)**

Team	Season	Off.	Def.	Mar.
Manhattan	†1973	56.5	38.0	18.5
American	1973	56.7	40.3	16.4
Alcorn St.	†1978	52.3	36.0	16.3
Oral Roberts	1973	66.9	50.3	15.6
Alcorn St.	†1980	49.2	33.8	15.4
Michigan St.	†2001	42.5	27.1	15.4
UCLA	1973	49.0	33.9	15.1
Houston	1973	54.7	40.8	13.9
Massachusetts	†1974	44.5	30.7	13.8
Alcorn St.	†1979	50.1	36.3	13.8
Minnesota	1973	49.0	36.0	13.0
Va. Commonwealth	1974	55.1	42.1	13.0
Northeastern	†1981	44.9	32.0	12.9
Stetson	†1975	47.1	34.7	12.4
Notre Dame	†1976	46.3	34.1	12.2
Harvard	1973	53.5	41.3	12.2
Tennessee St.	1980	46.5	34.3	12.2
Tennessee St.	1979	49.7	37.9	11.8
Buffalo	1976	51.5	39.7	11.8
Southern U.	1978	43.1	31.4	11.7
Wyoming	1981	42.0	30.3	11.7
Michigan St.	†2000	39.0	27.3	11.7
Alabama	1973	50.9	39.3	11.6
Mississippi Val.	†1996	48.3	36.8	11.6
Iowa	†1987	43.1	31.5	11.5

†national leader

ASSISTS

Team	Season	G	Ast.
UNLV	†1990	40	926
UNLV	†1991	35	863
Oklahoma	†1988	39	862
UNLV	†1987	39	853
Oklahoma	†1985	37	828
Arkansas	1991	38	819
Kansas	†1986	39	814
North Carolina	1986	34	800
North Carolina	†1989	37	788
Southern Methodist	1988	35	786
Kentucky	†1996	36	783
North Carolina	1987	36	782
Kentucky	†1997	40	776
Kansas	†2002	37	767
Loyola Marymount	1990	32	763
Kansas	1990	35	762
Kansas	†1998	39	746
Oklahoma	1989	36	743
Arkansas	†1995	39	721
Maryland	2002	36	714
Duke	†2001	39	701
North Carolina	1991	35	699
North Carolina	1998	38	699
North Carolina	†1993	38	698
Maryland	2001	36	692

†national leader

ASSISTS PER GAME

Team	Season	G	Ast.	Avg.
UNLV	†1991	35	863	24.7
Loyola Marymount	†1990	32	762	23.8
North Carolina	†1986	34	800	23.5
UNLV	1990	40	926	23.2
Southern Methodist	†1987	29	655	22.6
Southern Methodist	†1988	35	786	22.5
Oklahoma	†1985	37	828	22.4
Oklahoma	1988	39	862	22.1
Northwestern St.	†1993	26	570	21.9
UNLV	1987	39	853	21.9
Kansas	1990	35	763	21.8
Kentucky	†1996	36	783	21.8
North Carolina	1987	36	782	21.7
Iowa St.	1988	32	694	21.7
Arkansas	1991	38	819	21.6
North Carolina	†1989	37	788	21.3
Georgia Tech	1988	32	680	21.3
Montana St.	1996	30	627	20.9
Montana St.	†1995	29	606	20.9
Montana St.	†1998	30	624	20.8
Kansas	†2002	37	767	20.7
TCU	†1999	32	650	20.3
Arkansas	†1994	34	687	20.2
Fresno St.	1998	34	685	20.2
Montana St.	1999	29	583	20.1
UNLV	†2000	31	623	20.1

†national leader

BLOCKED SHOTS

Team	Season	G	Blk.
Connecticut	†2004	39	315
Georgetown	†1989	34	309
Massachusetts	†1995	34	273
UNLV	†1991	35	266
Connecticut	†2003	33	253
Old Dominion	†1999	34	248
Syracuse	2003	35	247
Brigham Young	1991	34	246
Duke	1999	39	245
Kentucky	†1998	39	240
Duke	2004	37	240
Seton Hall	†2001	31	236
Connecticut	†2002	34	236
Clemson	†1990	35	235
Georgetown	1991	32	235
Central Conn. St.	†1996	28	235
Maryland	†2000	35	235
Navy	†1986	35	233
Georgetown	1990	31	233
Old Dominion	†1997	33	233
Massachusetts	1996	37	232
Arkansas	1991	38	229
Syracuse	1999	33	229
Georgetown	2000	34	226

†national leader

BLOCKED SHOTS PER GAME

Team	Season	G	Blk.	Avg.
Georgetown	†1989	34	309	9.09
Central Conn. St.	†1996	28	235	8.39
Connecticut	†2004	39	315	8.08
Massachusetts	†1995	34	273	8.03
Colgate	†1997	28	217	7.75
Connecticut	†2003	33	253	7.67
Seton Hall	†2001	31	236	7.61
UNLV	†1991	35	266	7.60
Georgetown	†1990	31	233	7.52
Central Conn. St.	1995	26	194	7.46
La.-Monroe	†2000	28	207	7.39
Georgetown	1991	32	235	7.34
Florida A&M	1996	27	198	7.33
Iona	†1999	30	220	7.33
Old Dominion	1999	34	248	7.29
Brigham Young	1991	34	246	7.24
Old Dominion	1997	33	233	7.06
Syracuse	2003	35	247	7.06
LSU	1990	32	225	7.03
Iona	2000	31	216	6.97
Syracuse	1999	33	229	6.94
Connecticut	†2002	34	236	6.94
Rutgers	2002	31	215	6.94
Mississippi Val.	1999	27	187	6.93
Fairfield	2002	29	199	6.86

†national leader

STEALS

Team	Season	G	Stl.
Oklahoma	†1988	39	486
Connecticut	†1990	37	484
Kentucky	†1997	40	480
Long Island	†1998	32	478
Cleveland St.	†1987	33	473
Arkansas	†1991	38	467
Texas	†1994	34	453
Loyola Marymount	1990	32	450
Arkansas	†1995	39	445
Cleveland St.	†1986	33	436
Kentucky	†1996	36	435
Tulsa	†2000	37	433
Georgetown	1996	37	431
Maryland	†1999	34	431
Texas-San Antonio	1991	29	430
Duke	†2001	39	411
West Virginia	1998	33	407
Oklahoma	†1993	32	405
UNLV	1991	35	399
Long Island	1997	30	396
Florida A&M	1988	30	395
Alabama A&M	†2002	27	395
Kentucky	1994	34	394
Syracuse	2002	36	394
UAB	†2003	34	394

†national leader

STEALS PER GAME

Team	Season	G	Stl.	Avg.
Long Island	†1998	32	478	14.94
Texas-San Antonio	†1991	29	430	14.83
Cleveland St.	†1987	33	473	14.33
Centenary (La.)	†1993	27	380	14.07
Loyola Marymount	†1990	32	450	14.06
Alabama A&M	†2002	27	395	13.62
Liberty	†2000	28	376	13.43
Texas	†1994	34	453	13.32
Cleveland St.	†1986	33	436	13.21
Long Island	†1997	30	396	13.20
Florida A&M	†1988	30	395	13.17
Connecticut	1990	37	484	13.08
Alabama A&M	2000	28	366	13.07
Charlotte	1991	28	363	12.96
Northeastern Ill.	†1992	28	358	12.79
Maryland	†1999	34	431	12.68
Oklahoma	1993	32	405	12.66
Southern U.	1991	28	352	12.57
Cleveland St.	1988	30	376	12.53
Nicholls St.	†1995	30	376	12.53
Tulane	1992	31	388	12.52
Southern U.	1993	31	387	12.48
Drake	1994	27	337	12.48
West Virginia	1998	33	407	12.33
McNeese St.	†1996	27	330	12.22

†national leader

MOST GAMES PLAYED

(Since 1947-48)

Team	Season	W	L	G
Duke	†1986	37	3	40
UNLV	†1990	35	5	40
Kentucky	†1997	35	5	40
Kentucky	†1948	36	3	39
Kansas	†1986	35	4	39
Louisville	†1986	32	7	39
UNLV	†1987	37	2	39
LSU	†1987	24	15	39
Oklahoma	†1988	35	4	39
Duke	†1991	32	7	39
Arkansas	†1995	32	7	39
Kansas	†1998	35	4	39
Kentucky	†1998	35	4	39
Duke	†1999	37	2	39
Michigan St.	†2000	32	7	39
Duke	†2001	35	4	39
Duke	†2004	33	6	39
Georgetown	†1985	35	3	38
UNLV	1986	33	5	38
LSU	1986	26	12	38
Syracuse	1987	31	7	38
Western Ky.	1987	29	9	38

Team	Season	W	L	G
Kansas	1988	27	11	38
Arizona	1988	35	3	38
Seton Hall	†1989	31	7	38
Syracuse	†1989	30	8	38
Duke	1990	29	9	38
Arkansas	1991	34	4	38
North Carolina	†1993	34	4	38
Syracuse	†1996	29	9	38
North Carolina	1998	34	4	38
Michigan St.	1999	33	5	38
Kansas	†2003	30	8	38

†national leader

Annual Team Champions

Won-Lost Percentage

Season	Team	Won	Lost	Pct.
1948	Western Ky.	28	2	.933
1949	Kentucky	32	2	.941
1950	Holy Cross	27	4	.871
1951	Columbia	21	1	.956
1952	Kansas	26	2	.929
1953	Seton Hall	31	2	.939
1954	Kentucky	25	0	1.000
1955	San Francisco	28	1	.966
1956	San Francisco	29	0	1.000
1957	North Carolina	32	0	1.000
1958	West Virginia	26	2	.929
1959	Mississippi St.	24	1	.960
1960	California	28	2	.933
	Cincinnati	28	2	.933
1961	Ohio St.	27	1	.964
1962	Mississippi St.	24	1	.960
1963	Loyola (Ill.)	29	2	.935
1964	UCLA	30	0	1.000
1965	UCLA	28	2	.933
1966	UTEP	28	1	.966
1967	UCLA	30	0	1.000
1968	UCLA	29	1	.967
1969	UCLA	29	1	.967
1970	UCLA	28	2	.933
1971	UCLA	29	1	.967
1972	UCLA	30	0	1.000
1973	UCLA	30	0	1.000
	North Carolina St.	27	0	1.000
1974	North Carolina St.	30	1	.968
1975	Indiana	31	1	.969
1976	Indiana	32	0	1.000
1977	San Francisco	29	2	.935
1978	Kentucky	30	2	.938
1979	Indiana St.	33	1	.971
1980	Alcorn St.	28	2	.933
1981	DePaul	27	2	.931
1982	North Carolina	32	2	.941
1983	Houston	31	3	.912
1984	Georgetown	34	3	.919
1985	Georgetown	35	3	.921
1986	Duke	37	3	.925
1987	UNLV	37	2	.949
1988	Temple	32	2	.941
1989	Ball St.	29	3	.906
1990	La Salle	30	2	.938
1991	UNLV	34	1	.971
1992	Duke	34	2	.944
1993	North Carolina	34	4	.895
1994	Arkansas	31	3	.912
1995	UCLA	31	2	.939
1996	Massachusetts	35	2	.946
1997	Kansas	34	2	.944
1998	Princeton	27	2	.931
1999	Duke	37	2	.949
2000	Cincinnati	29	4	.879
2001	Stanford	31	3	.912
2002	Kansas	33	4	.892
2003	Kentucky	32	4	.889
2004	St. Joseph's	30	2	.938
	Stanford	30	2	.938

Most-Improved Teams

Season	Team	W-L Record	Previous Yr. W-L	Games Up
1974	Kansas	23-7	8-18	13
1975	Holy Cross	20-8	8-18	11
1976	North Texas	22-4	6-20	16
1977	La.-Lafayette	21-8	7-19	12½
1978	N.C. A&T	20-8	3-24	16½
1979	Wagner	21-7	7-19	13
1980	Murray St.	23-8	4-22	16½
1981	Tulsa	26-7	8-19	15
1982	Cal. St. Fullerton	18-14	4-23	11½
1983	Utah St.	20-9	4-23	15
1984	Northeastern	27-5	13-15	12
	Loyola (Md.)	16-12	4-24	12
1985	Cincinnati	17-14	3-25	12½
1986	Bradley	32-3	17-13	12½
1987	James Madison	20-10	5-23	14
1988	Loyola Marymount	28-4	12-16	14
1989	Ball St.	29-3	14-14	13
1990	South Fla.	20-11	7-21	11½
	George Washington	14-17	1-27	11½
1991	Radford	22-7	7-22	15
1992	Liberty	22-7	5-23	16½
1993	Tennessee St.	19-10	4-24	14½
1994	Loyola (Md.)	17-13	2-25	13½
1995	Western Ill.	20-8	7-20	12½
1996	Cal Poly	16-13	1-26	14
1997	Northern Ariz.	21-7	6-20	14
1998	Texas-San Antonio	16-11	3-25	13½
1999	Ohio St.	27-9	8-22	16
2000	Iowa St.	32-5	15-15	13½
2001	Boston College	27-5	11-19	15
2002	Fla. Atlantic	19-12	7-24	12
	Texas Tech	23-9	9-19	12
2003	Mercer	23-6	6-23	17
2004	UTEP	24-8	6-24	17

Scoring Offense

Season	Team	G	W-L	Pts.	Avg.
1948	Rhode Island	23	17-6	1,755	76.3
1949	Rhode Island	22	16-6	1,575	71.6
1950	Villanova	29	25-4	2,111	72.8
1951	Cincinnati	22	18-4	1,694	77.0
1952	Kentucky	32	29-3	2,635	82.3
1953	Furman	27	21-6	2,435	90.2
1954	Furman	29	20-9	2,658	91.7
1955	Furman	27	17-10	2,572	95.3
1956	Morehead St.	29	19-10	2,782	95.9
1957	Connecticut	25	17-8	2,183	87.3
1958	Marshall	24	17-7	2,113	88.0
1959	Miami (Fla.)	25	18-7	2,190	87.6
1960	Ohio St.	28	25-3	2,532	90.4
1961	St. Bonaventure	28	24-4	2,479	88.5
1962	Loyola (Ill.)	27	23-4	2,436	90.2
1963	Loyola (Ill.)	31	29-2	2,847	91.8
1964	Detroit	25	14-11	2,402	96.1
1965	Miami (Fla.)	26	22-4	2,558	98.4
1966	Syracuse	28	22-6	2,773	99.0
1967	Oklahoma City	26	16-10	2,496	96.0
1968	Houston	33	31-2	3,226	97.8
1969	Purdue	28	23-5	2,605	93.0
1970	Jacksonville	28	26-2	2,809	100.3
1971	Jacksonville	26	22-4	2,598	99.9
1972	Oral Roberts	28	26-2	2,943	105.1
1973	Oral Roberts	27	21-6	2,626	97.3
1974	Md.-East. Shore	29	27-2	2,831	97.6
1975	South Ala.	26	19-7	2,412	92.8
1976	UNLV	31	29-2	3,426	110.5
1977	UNLV	32	29-3	3,426	107.1
1978	New Mexico	28	24-4	2,731	97.5
1979	UNLV	29	21-9	2,700	93.1
1980	Alcorn St.	30	28-2	2,729	92.0
1981	UC Irvine	27	17-10	2,332	86.4
1982	Long Island	30	20-10	2,605	86.8
1983	Boston College	32	25-7	2,697	84.3
1984	Tulsa	31	27-4	2,816	90.8
1985	Oklahoma	37	31-6	3,328	89.9
1986	U.S. Int'l	28	8-20	2,542	90.8
1987	UNLV	39	37-2	3,612	92.6

Season	Team	G	W-L	Pts.	Avg.
1988	Loyola Marymount	32	28-4	3,528	110.3
1989	Loyola Marymount	31	20-11	3,486	112.5
1990	Loyola Marymount	32	26-6	3,918	*122.4
1991	Southern U.	28	19-9	2,924	104.4
1992	Northwestern St.	28	15-13	2,660	95.0
1993	Southern U.	31	21-10	3,011	97.1
1994	Southern U.	27	16-11	2,727	101.0
1995	TCU	27	16-11	2,529	93.7
1996	Troy St.	27	11-16	2,551	94.5
1997	Long Island	30	21-9	2,746	91.5
1998	TCU	33	27-6	3,209	97.2
1999	Duke	39	37-2	3,581	91.8
2000	Duke	34	29-5	2,992	88.0
2001	TCU	31	20-11	2,902	93.6
2002	Kansas	37	33-4	3,365	90.9
2003	Arizona	32	28-4	2,725	85.2
2004	Arizona	30	20-10	2,614	87.1

*record

Scoring Defense

Season	Team	G	W-L	Pts.	Avg.
1948	Oklahoma St.	31	27-4	1,006	*32.5
1949	Oklahoma St.	28	23-5	985	35.2
1950	Oklahoma St.	27	18-9	1,059	39.2
1951	Texas A&M	29	17-12	1,275	44.0
1952	Oklahoma St.	27	19-8	1,228	45.5
1953	Oklahoma St.	30	23-7	1,614	53.8
1954	Oklahoma St.	29	24-5	1,539	53.1
1955	San Francisco	29	28-1	1,511	52.1
1956	San Francisco	29	29-0	1,514	52.2
1957	Oklahoma St.	26	17-9	1,420	54.6
1958	San Francisco	27	25-2	1,363	50.5
1959	California	29	25-4	1,480	51.0
1960	California	30	28-2	1,486	49.5
1961	Santa Clara	27	18-9	1,314	48.7
1962	Santa Clara	25	19-6	1,302	52.1
1963	Cincinnati	28	26-2	1,480	52.9
1964	San Jose St.	24	14-10	1,307	54.5
1965	Tennessee	25	20-5	1,391	55.6
1966	Oregon St.	28	21-7	1,527	54.5
1967	Tennessee	28	21-7	1,511	54.0
1968	Army	25	20-5	1,448	57.9
1969	Army	28	18-10	1,498	53.5
1970	Army	28	22-6	1,515	54.1
1971	Fairleigh Dickinson	23	16-7	1,236	53.7
1972	Minnesota	25	18-7	1,451	58.0
1973	UTEP	26	16-10	1,460	56.2
1974	UTEP	25	18-7	1,413	56.5
1975	UTEP	26	20-6	1,491	57.3
1976	Princeton	27	22-5	1,427	52.9
1977	Princeton	26	21-5	1,343	51.7
1978	Fresno St.	27	21-6	1,417	52.5
1979	Princeton	26	14-12	1,452	55.8
1980	St. Peter's	31	22-9	1,563	50.4
1981	Fresno St.	29	25-4	1,470	50.7
1982	Fresno St.	30	27-3	1,412	47.1
1983	Princeton	29	20-9	1,507	52.0
1984	Princeton	28	18-10	1,403	50.1
1985	Fresno St.	32	23-9	1,696	53.0
1986	Princeton	26	13-13	1,429	55.0
1987	Southwest Mo. St.	34	28-6	1,958	57.6
1988	Ga. Southern	31	24-7	1,725	55.6
1989	Princeton	27	19-8	1,430	53.0
1990	Princeton	27	20-7	1,378	51.0
1991	Princeton	27	24-3	1,320	48.9
1992	Princeton	28	22-6	1,349	48.2
1993	Princeton	26	15-11	1,421	54.7
1994	Princeton	26	18-8	1,361	52.3
1995	Princeton	26	16-10	1,501	57.7
1996	Princeton	29	22-7	1,498	51.7
1997	Princeton	28	24-4	1,496	53.4
1998	Princeton	29	27-2	1,491	51.4
1999	Princeton	30	22-8	1,581	52.7
2000	Princeton	30	19-11	1,637	54.6
2001	Wisconsin	29	18-11	1,641	56.6
2002	Columbia	28	11-17	1,596	57.0
2003	Air Force	28	12-16	1,596	57.0
2004	Air Force	29	22-7	1,475	50.9

*record

Scoring Margin

Season	Team	G	Off.	Def.	Mar.
1949	Kentucky	34	68.2	43.9	24.3
1950	Holy Cross	31	72.6	55.4	17.2
1951	Kentucky	34	74.7	52.5	22.2
1952	Kentucky	32	82.3	55.4	26.9
1953	La Salle	28	80.1	61.8	18.3
1954	Kentucky	25	87.5	60.3	27.2
1955	Utah	28	79.0	59.9	19.1
1956	San Francisco	29	72.2	52.2	20.0
1957	Kentucky	28	84.2	69.4	14.8
1958	Cincinnati	28	86.5	65.9	20.6
1959	Idaho St.	28	74.2	53.7	20.5
1960	Cincinnati	30	86.7	64.7	22.0
1961	Memphis	23	85.0	64.2	20.8
1962	Arizona St.	27	90.1	67.6	22.5
1963	Loyola (Ill.)	31	91.8	68.1	23.7
1964	Davidson	26	89.3	70.5	18.8
1965	Connecticut	26	85.1	66.5	18.6
1966	Loyola (Ill.)	25	97.5	76.6	20.9
1967	UCLA	30	89.6	63.7	25.9
1968	UCLA	30	93.4	67.2	26.2
1969	UCLA	30	84.7	63.8	20.9
1970	St. Bonaventure	28	88.4	65.9	22.5
1971	Jacksonville	26	99.9	79.0	20.9
1972	UCLA	30	94.6	64.3	*30.3
1973	North Carolina St.	27	92.9	71.1	21.8
1974	Charlotte	26	90.2	69.4	20.8
1975	Charlotte	26	88.9	65.2	23.7
1976	UNLV	31	110.5	89.0	21.5
1977	UNLV	32	107.1	87.7	19.4
1978	UCLA	28	85.3	67.4	17.9
1979	Syracuse	30	88.7	71.5	17.2
1980	Alcorn St.	30	91.0	73.6	17.4
1981	Wyoming	30	73.6	57.5	16.1
1982	Oregon St.	27	69.6	55.0	14.6
1983	Houston	34	82.4	64.9	17.4
1984	Georgetown	37	74.3	57.9	16.4
1985	Georgetown	38	74.3	57.3	17.1
1986	Cleveland St.	33	88.9	69.6	19.3
1987	UNLV	39	92.6	75.5	17.1
1988	Oklahoma	39	102.9	81.0	21.9
1989	St. Mary's (Cal.)	30	76.1	57.6	18.5
1990	Oklahoma	32	101.3	80.4	21.0
1991	UNLV	35	97.7	71.0	26.7
1992	Indiana	34	83.4	65.8	17.6
1993	North Carolina	38	86.1	68.3	17.8
1994	Arkansas	34	93.4	75.6	17.9
1995	Kentucky	33	87.4	69.0	18.4
1996	Kentucky	36	91.4	69.4	22.1
1997	Kentucky	40	83.1	62.8	20.3
1998	Duke	36	85.6	64.1	21.5
1999	Duke	39	91.8	67.2	24.7
2000	Stanford	31	78.9	59.7	19.3
2001	Duke	39	90.7	70.5	20.2
2002	Duke	35	88.9	69.2	19.7
2003	Kansas	38	82.7	66.9	15.8
2004	Gonzaga	31	81.8	66.2	15.6

*record

Field-Goal Percentage

Season	Team	FG	FGA	Pct.
1948	Oregon St.	668	1,818	36.7
1949	Muhlenberg	593	1,512	39.2
1950	TCU	476	1,191	40.0
1951	Maryland	481	1,210	39.8
1952	Boston College	787	1,893	41.6
1953	Furman	936	2,106	44.4
1954	George Washington	744	1,632	45.6
1955	George Washington	867	1,822	47.6
1956	George Washington	725	1,451	50.0
1957	Manhattan	679	1,489	45.6
1958	Fordham	693	1,440	48.1
1959	Auburn	593	1,216	48.8
1960	Auburn	532	1,022	52.1
1961	Ohio St.	939	1,886	49.8
1962	Florida St.	709	1,386	51.2
1963	Duke	984	1,926	51.1
1964	Davidson	894	1,644	54.4
1965	St. Peter's	579	1,089	53.2
1966	North Carolina	838	1,620	51.7
1967	UCLA	1,082	2,081	52.0

Season	Team	FG	FGA	Pct.
1968	Bradley	927	1,768	52.4
1969	UCLA	1,027	1,999	51.4
1970	Ohio St.	831	1,527	54.4
1971	Jacksonville	1,077	2,008	53.6
1972	North Carolina	1,031	1,954	52.8
1973	North Carolina	1,150	2,181	52.7
1974	Notre Dame	1,056	1,992	53.0
1975	Maryland	1,049	1,918	54.7
1976	Maryland	996	1,854	53.7
1977	Arkansas	849	1,558	54.5
1978	Arkansas	1,060	1,943	54.6
1979	UCLA	1,053	1,897	55.5
1980	Missouri	936	1,635	*57.2
1981	Oregon St.	862	1,528	56.4
1982	UC Irvine	920	1,639	56.1
1983	Kentucky	869	1,564	55.6
1984	Houston Baptist	797	1,445	55.2
1985	Navy	946	1,726	54.8
1986	Michigan St.	1,043	1,860	56.1
1987	Princeton	601	1,111	54.1
1988	Michigan	1,198	2,196	54.6
1989	Michigan	1,325	2,341	56.6
1990	Kansas	1,204	2,258	53.3
1991	UNLV	1,305	2,441	53.5
1992	Duke	1,108	2,069	53.6
1993	Indiana	1,076	2,062	52.2
1994	Auburn	854	1,689	50.6
1995	Washington St.	902	1,743	51.7
1996	UCLA	897	1,698	52.8
1997	UCLA	932	1,791	52.0
1998	North Carolina	1,131	2,184	51.8
1999	Northern Ariz.	783	1,497	52.3
2000	Samford	825	1,649	50.0
2001	Stanford	953	1,865	51.1
2002	Kansas	1,259	2,487	50.6
2003	Morehead St.	854	1,674	51.0
2004	Oklahoma St.	1,002	1,953	51.3

*record

Field-Goal Percentage Defense

Season	Team	FG	FGA	Pct.
1977	Minnesota	766	1,886	40.6
1978	Delaware St.	733	1,802	40.7
1979	Illinois	738	1,828	40.4
1980	Penn St.	543	1,309	41.5
1981	Wyoming	637	1,589	40.1
1982	Wyoming	584	1,470	39.7
1983	Wyoming	599	1,441	41.6
1984	Georgetown	799	2,025	39.5
1985	Georgetown	833	2,064	40.4
1986	St. Peter's	574	1,395	41.1
1987	San Diego	660	1,645	40.1
1988	Temple	777	1,981	39.2
1989	Georgetown	795	1,993	39.9
1990	Georgetown	713	1,929	37.0
1991	Georgetown	680	1,847	36.8
1992	UNLV	628	1,723	36.4
1993	Marquette	634	1,613	39.3
1994	Marquette	750	2,097	35.8
1995	Alabama	771	2,048	37.6
1996	Temple	670	1,741	38.5
1997	Marquette	628	1,735	36.2
1998	Miami (Fla.)	634	1,672	37.9
1999	Kansas St.	729	1,963	37.1
2000	Stanford	667	1,893	*35.2
2001	Kansas	782	2,069	37.8
2002	Va. Commonwealth	767	2,052	37.4
2003	St. Joseph's	609	1,639	37.2
2004	Connecticut	924	2,502	36.9

*record

Three-Point Field Goals Made Per Game

Season	Team	G	3FG	Avg.
1987	Providence	34	280	8.24
1988	Princeton	26	211	8.12
1989	Loyola Marymount	31	287	9.26
1990	Kentucky	28	281	10.04
1991	Texas-Arlington	29	265	9.14

Season	Team	G	3FG	Avg.
1992	La Salle	31	294	9.48
1993	Lamar	27	271	10.04
1994	Troy St.	27	262	9.70
1995	Troy St.	27	287	10.63
1996	Troy St.	27	300	11.11
1997	Mississippi Val.	29	309	10.66
1998	Florida	29	285	9.83
1999	Cal Poly	27	255	9.44
2000	Tennessee Tech	28	279	9.96
2001	Duke	39	407	10.44
2002	St. Bonaventure	30	314	10.47
2003	Mississippi Val.	29	299	10.31
2004	Troy St.	31	364	*11.74

*record

Three-Point Field-Goal Percentage

Season	Team	G	3FG	3FGA	Pct.
1987	Indiana	34	130	256	*50.8
1988	Princeton	26	211	429	49.2
1989	Indiana	35	121	256	47.3
1990	Princeton	27	208	460	45.2
1991	Wis.-Green Bay	31	189	407	46.4
1992	Wis.-Green Bay	30	204	437	46.7
1993	Valparaiso	28	214	500	42.8
1994	Indiana	30	182	401	45.4
1995	Southern Utah	28	244	571	42.7
1996	Weber St.	30	245	577	42.5
1997	Northern Ariz.	28	221	527	41.9
1998	Northern Ariz.	29	254	591	43.0
1999	Northern Ariz.	29	243	546	44.5
2000	Colorado St.	30	255	579	44.0
2001	Akron	28	189	436	43.3
2002	Marshall	30	252	595	42.4
2003	Illinois St.	29	188	427	44.0
2004	Birmingham-So.	27	243	565	43.0

*record

Free-Throw Percentage

Season	Team	FT	FTA	Pct.
1948	Texas	351	481	73.0
1949	Davidson	347	489	71.0
1950	Temple	342	483	70.8
1951	Minnesota	287	401	71.6
1952	Kansas	491	707	69.4
1953	George Washington	502	696	72.1
1954	Wake Forest	734	1,010	72.7
1955	Wake Forest	709	938	75.6
1956	Southern Methodist	701	917	76.4
1957	Oklahoma St.	569	752	75.7
1958	Oklahoma St.	488	617	79.1
1959	Tulsa	446	586	76.1
1960	Auburn	424	549	77.2
1961	Tulane	459	604	76.0
1962	Arkansas	647	502	77.6
1963	Tulane	390	492	79.3
1964	Miami (Fla.)	593	780	76.0
1965	Miami (Fla.)	642	807	79.6
1966	Auburn	476	601	79.2
1967	West Tex. A&M	400	518	77.2
1968	Vanderbilt	527	684	77.0
1969	Jacksonville	574	733	78.3
1970	Ohio St.	452	559	80.9
1971	Tennessee	538	679	79.2
1972	Lafayette	656	844	77.7
1973	Duke	496	632	78.5
1974	Vanderbilt	477	595	80.2
1975	Vanderbilt	530	692	76.6
1976	Morehead St.	452	577	78.3
1977	Utah	499	638	78.2
1978	Duke	665	841	79.1
1979	St. Francis (Pa.)	350	446	78.5
1980	Oral Roberts	481	610	78.9
1981	Connecticut	487	623	78.2
1982	Western Ill.	447	569	78.6
1983	Western Ill.	526	679	77.5
1984	Harvard	535	651	*82.2
1985	Harvard	450	555	81.1

Season	Team	FT	FTA	Pct.
1986	Michigan St.	490	613	79.9
1987	Alabama	521	662	78.7
1988	Butler	413	517	79.9
1989	Brigham Young	527	647	81.5
1990	Lafayette	461	588	78.4
1991	Butler	725	922	78.6
1992	Northwestern	497	651	76.3
1993	Utah	476	602	79.1
1994	Colgate	511	665	76.8
1995	Brigham Young	617	798	77.3
1996	Utah	649	828	78.4
1997	Western Ky.	342	433	79.0
1998	Siena	574	715	80.3
1999	Siena	672	854	78.7
2000	Montana St.	481	609	79.0
2001	Brigham Young	651	835	78.0
2002	Morehead St.	485	619	78.4
2003	Manhattan	560	711	78.8
2004	North Carolina St.	481	602	79.9

*record

Rebounding

Season	Team	G	Reb.	Pct.
1955	Niagara	26	1,507	.624
1956	George Washington	26	1,451	.616
1957	Morehead St.	27	1,735	.621
1958	Manhattan	26	1,437	.591
1959	Mississippi St.	25	1,012	.589
1960	Iona	18	1,054	.607
1961	Bradley	26	1,330	.592
1962	Cornell	25	1,463	.590
1963	UTEP	26	1,167	.591
1964	Iona	20	1,071	.640
1965	Iona	23	1,191	.628
1966	UTEP	29	1,430	.577
1967	Florida	25	1,275	.600
1968	Houston	33	2,074	.62.8
1969	Middle Tenn.	26	1,685	.64.8
1970	Florida St.	26	1,451	.55.8
1971	Pacific	28	1,643	.58.7
1972	Oral Roberts	28	1,686	.60.2

Season	Team	G	Off.	Def.	Mar.
1973	Manhattan	26	56.5	38.0	*18.5
1974	Massachusetts	26	44.5	30.7	13.8
1975	Stetson	26	47.1	34.7	12.4
1976	Notre Dame	29	46.3	34.1	12.2
1977	Notre Dame	29	42.4	31.6	10.8
1978	Alcorn St.	29	52.3	36.0	16.3
1979	Alcorn St.	29	50.1	36.3	13.8
1980	Alcorn St.	30	49.2	33.8	15.4
1981	Northeastern	30	44.9	32.0	12.9
1982	Northeastern	30	41.2	30.8	10.4
1983	Wichita St.	28	42.4	33.6	8.8
1984	Northeastern	32	40.1	30.3	9.8
1985	Georgetown	38	39.6	30.5	9.1
1986	Notre Dame	29	36.4	27.8	8.6
1987	Iowa	35	43.1	31.5	11.5
1988	Notre Dame	29	36.0	26.2	9.9
1989	Iowa	33	41.4	31.8	9.6
1990	Georgetown	31	44.8	34.0	10.8
1991	New Orleans	31	41.7	32.4	9.3
1992	Delaware	31	42.1	33.8	8.3
1993	Massachusetts	31	43.9	32.8	11.2
1994	Utah St.	27	38.4	29.8	8.6
1995	Navy	29	40.6	29.6	11.0
1996	Mississippi Val.	29	48.3	36.8	11.6
1997	Utah St.	29	37.4	26.6	10.9
1998	Utah	34	37.0	27.1	10.0
1999	Navy	27	43.6	33.7	10.0
2000	Michigan St.	39	39.0	27.3	11.7
2001	Michigan St.	33	42.5	27.1	15.4
2002	Gonzaga	33	41.5	32.6	8.9
2003	Wake Forest	31	41.7	32.0	9.6
2004	Connecticut	39	44.7	34.9	9.7

Note: From 1955 through 1967, the rebounding champion was determined by highest team recoveries out of the total by both teams in all games. From 1968 through 1972, the champion was determined by rebound average per game. Beginning with the 1973 season, the champion is determined by rebounding margin.

*record

Assists

Season	Team	G	Ast.	Avg.
1984	Clemson.....	28	571	20.4
1985	Oklahoma.....	37	828	22.4
1986	North Carolina.....	34	800	23.5
1987	Southern Methodist.....	29	655	22.6
1988	Southern Methodist.....	35	786	22.5
1989	North Carolina.....	37	788	21.3
1990	Loyola Marymount.....	32	762	23.8
1991	UNLV.....	35	863	*24.7
1992	Arkansas.....	34	674	19.8
1993	Northwestern St.....	26	570	21.9
1994	Arkansas.....	34	687	20.2
1995	Montana St.....	29	606	20.9
1996	Kentucky.....	36	783	21.8
1997	Kentucky.....	40	776	19.4
1998	Montana St.....	30	624	20.8
1999	TCU.....	32	650	20.3
2000	UNLV.....	31	623	20.1
2001	Kansas.....	33	641	19.4
2002	Kansas.....	37	767	20.7
2003	Maryland.....	31	573	18.5
2004	Sam Houston St.....	28	530	18.9

*record

Blocked Shots

Season	Team	G	Blk.	Avg.
1986	Navy.....	35	233	6.66
1987	Siena.....	29	188	6.48
1988	Siena.....	29	193	6.66
1989	Georgetown.....	34	309	*9.09
1990	Georgetown.....	31	233	7.52
1991	UNLV.....	35	266	7.60
1992	Vermont.....	29	198	6.83

Season	Team	G	Blk.	Avg.
1993	Wyoming.....	28	184	6.57
1994	Howard.....	27	179	6.63
1995	Massachusetts.....	34	273	8.03
1996	Central Conn. St.....	28	235	8.39
1997	Colgate.....	28	217	7.75
1998	Texas.....	31	203	6.55
1999	Iona.....	30	220	7.33
2000	La.-Monroe.....	28	207	7.39
2001	Seton Hall.....	31	236	7.61
2002	Connecticut.....	34	236	6.94
2003	Connecticut.....	33	253	7.67
2004	Connecticut.....	39	315	8.08

*record

Steals

Season	Team	G	Stl.	Avg.
1986	Cleveland St.....	33	436	13.2
1987	Cleveland St.....	33	473	14.3
1988	Florida A&M.....	30	395	13.2
1989	Arkansas.....	32	372	11.6
1990	Loyola Marymount.....	32	450	14.1
1991	Texas-San Antonio.....	29	430	14.8
1992	Northeastern Ill.....	28	358	12.8
1993	Centenary (La.).....	27	380	14.1
1994	Texas.....	34	453	13.3
1995	Nicholls St.....	30	376	12.5
1996	McNeese St.....	27	330	12.2
1997	Long Island.....	30	396	13.2
1998	Long Island.....	32	478	*14.9
1999	Maryland.....	34	431	12.7
2000	Liberty.....	28	376	13.4
2001	Alabama A&M.....	28	339	12.1
2002	Alabama A&M.....	29	395	13.6
2003	UAB.....	34	394	11.6
2004	UAB.....	32	371	11.6

*record

Statistical Trends

Year	Teams	Games	FG Made	FG Att.	Pct.	FT Made	FT Att.	Pct.	PF	Pts.
1948	160	24.7	20.3	69.4	29.3	12.7	21.1	59.8	18.5	53.3
1949	148	25.3	20.7	67.4	30.8	13.4	21.7	61.6	19.4	54.8
1950	145	25.2	21.6	68.4	31.6	14.4	23.3	61.8	19.5	57.6
1951	153	26.0	22.8	68.9	33.1	15.1	24.1	62.8	21.4	60.7
1952	156	25.7	23.8	*70.3	33.7	15.8	25.3	62.6	*22.5	63.3
1953	158	23.8	24.0	69.1	34.7	21.1	*32.9	64.0	21.3	69.1
1954	160	24.6	24.4	67.8	35.4	21.0	32.2	65.2	21.0	69.0
1955	162	23.6	25.6	69.3	36.9	*21.6	32.4	66.5	19.0	72.7
1956	166	24.7	26.1	69.5	37.5	*21.2	31.7	66.8	18.9	73.3
1957	167	24.6	25.8	67.6	38.2	20.4	30.3	67.3	18.3	72.0
1958	173	24.0	25.8	67.1	38.4	16.8	25.3	66.4	18.2	68.4
1959	174	24.3	25.9	66.2	39.1	17.0	25.4	67.1	18.2	68.7
1960	175	24.5	26.3	66.2	39.8	17.4	25.8	67.4	18.4	70.0
1961	173	24.5	26.7	65.6	40.7	17.4	25.5	68.2	18.2	70.7
1962	178	24.4	27.0	67.3	40.2	16.5	24.3	67.9	18.1	70.5
1963	178	23.5	26.6	63.8	41.7	16.3	23.9	68.2	18.2	69.5
1964	179	24.3	28.7	67.4	42.5	17.1	25.1	68.3	19.1	74.4
1965	182	24.8	29.2	67.7	43.1	17.4	25.2	69.0	19.3	75.7
1966	182	21.9	30.0	68.8	43.6	17.5	25.3	69.2	19.2	77.5
1967	185	24.9	28.9	66.0	43.8	17.2	24.9	69.0	19.2	74.9
1968	189	25.1	29.1	66.6	43.7	17.4	25.1	69.1	19.0	75.5
1969	193	25.3	29.1	66.4	43.8	17.4	25.4	68.4	19.0	75.6
1970	196	25.4	30.0	67.8	44.2	17.7	25.7	68.7	19.3	77.6
1971	203	25.8	30.1	67.8	44.4	17.5	25.7	68.1	19.3	*77.7
1972	210	25.7	30.1	67.2	44.8	17.5	25.6	68.6	19.2	*77.7
1973	216	25.8	31.2	69.6	44.8	13.1	19.2	68.4	19.2	75.5
1974	233	26.0	31.0	68.3	45.4	12.8	18.7	68.4	19.2	74.8
1975	235	26.2	*31.5	68.4	46.0	13.7	19.9	69.0	20.2	76.6
1976	235	26.6	31.0	66.3	46.7	13.8	19.9	69.2	20.2	75.7
1977	245	27.2	30.4	64.9	46.7	14.2	20.5	69.4	20.1	74.9
1978	254	27.2	30.1	63.6	47.3	14.3	20.7	69.2	20.2	74.5
1979	257	27.7	29.6	62.1	47.7	14.8	21.1	*69.7	20.6	74.0
1980	261	28.0	28.6	59.7	47.9	14.9	21.3	69.6	20.2	72.0
1981	264	28.1	27.8	58.0	48.0	14.5	21.0	68.9	20.1	70.1
1982	273	28.0	26.7	55.6	47.9	14.3	20.8	68.6	19.4	67.6
1983	274	29.0	27.2	57.0	47.7	14.5	21.2	68.5	19.9	69.3
1984	276	29.1	26.7	55.6	*48.1	14.8	21.4	68.9	20.0	68.2
1985	282	29.3	27.3	57.0	47.9	14.7	21.3	68.9	19.7	69.2
1986	283	29.5	27.4	57.3	47.7	14.7	21.3	69.1	19.6	69.4



Photo by Rich Clarkson/NCAA Photos

Statistical trends have changed dramatically since the playing days of Kansas' Clyde Lovellette, the winner of the 1952 Division I Men's Basketball Championship most-outstanding-player award.

Photo by Rich Clarkson/NCAA Photos



Indiana's Steve Alford (with ball) took full advantage when the three-point shot was introduced to college basketball in 1987. Alford hit seven out of 10 three pointers to lead his Hoosiers to a 74-73 victory over Syracuse in the 1987 NCAA Final Four championship game.

Year	Teams	Games	FG Made	FG Att.	Pct.	3FG Made	3FG Att.	Pct.	FT Made	FT Att.	Pct.	PF	Pts.
1987	290	29.6	27.2	58.7	46.4	3.5	9.2	*38.4	14.9	21.5	69.1	19.7	72.8
1988	290	29.6	27.6	58.4	47.3	4.0	10.4	38.3	15.2	22.0	68.9	19.7	74.4
1989	293	29.6	28.1	59.4	47.3	4.4	11.8	37.8	15.6	22.6	69.1	20.1	76.2
1990	292	29.6	27.5	59.5	46.2	4.7	12.8	36.8	15.6	22.6	68.9	19.8	75.3
1991	295	29.6	27.9	60.6	46.1	5.0	13.8	36.2	15.9	23.2	68.6	19.6	76.7
1992	298	29.5	26.7	58.4	45.7	5.0	14.0	35.6	15.9	23.3	68.1	20.0	74.2
1993	298	28.6	26.5	58.6	45.2	5.3	14.9	35.4	15.4	22.8	67.7	19.6	73.6
1994	301	28.7	26.8	60.6	44.3	5.7	16.5	34.5	15.6	23.2	67.1	19.9	75.0
1995	302	28.7	26.5	59.7	44.4	5.9	17.2	34.5	15.3	22.6	67.6	19.7	74.2
1996	305	28.7	25.8	58.5	44.1	5.9	17.1	34.3	15.1	22.4	67.4	19.4	72.5
1997	305	28.8	25.0	57.3	43.7	5.8	17.1	34.1	14.8	21.9	67.4	19.3	70.6
1998	306	29.1	25.3	57.7	43.9	6.0	17.4	34.4	14.9	22.0	67.5	19.4	71.4
1999	310	29.1	24.8	57.0	43.6	5.9	17.4	34.2	14.7	21.6	67.8	19.0	70.3
2000	318	30.0	25.0	57.4	43.5	6.1	17.7	34.4	14.5	21.2	68.1	18.9	70.5
2001	318	29.8	25.0	56.8	44.0	6.1	17.7	34.6	15.4	22.4	68.5	19.9	71.4
2002	321	*30.2	25.1	57.2	43.8	*6.3	*18.3	34.6	14.8	21.5	69.0	19.2	71.3
2003	325	29.7	24.8	56.4	44.0	*6.3	18.1	34.8	14.4	20.7	69.4	19.1	70.2
2004	*326	29.7	24.5	55.9	43.8	*6.3	*18.3	34.6	14.3	20.7	68.8	19.0	69.6

Year	Teams	Games	Reb.	Ass.	Blk.	St.	TO
1993	298	28.6	36.1	*14.5	3.2	7.6	15.8
1994	301	28.7	*37.8	*14.5	3.3	*7.8	15.9
1995	302	28.7	37.2	*14.5	3.3	7.5	15.8
1996	305	28.7	36.7	14.1	3.2	7.4	15.6
1997	305	28.8	36.1	13.9	3.2	7.5	15.7
1998	306	29.1	36.4	14.0	3.2	7.6	15.9
1999	310	29.1	36.1	13.9	*3.4	*7.8	*16.0
2000	318	30.0	36.3	14.0	*3.4	7.6	15.8
2001	318	29.8	35.9	13.9	3.3	7.1	15.2
2002	321	*30.2	35.9	13.9	*3.4	7.3	15.1
2003	325	29.7	35.1	13.8	3.3	7.2	14.9
2004	*326	29.7	35.1	13.7	3.2	7.2	14.9

*all-time high

All-Time Winningest Teams

Victories

(Minimum 25 years in Division I)

No. Team	First Season	Yrs.	Won	Lost	Tied	Pct.
1. Kentucky.....	1903	101	1,876	577	1	.765
2. North Carolina.....	1911	94	1,827	677	0	.730
3. Kansas.....	1899	106	1,825	762	0	.705
4. Duke.....	1906	99	1,737	781	0	.690
5. St. John's (N.Y.).....	1908	97	1,668	784	0	.680
6. Syracuse.....	1901	103	1,630	752	0	.684
7. Temple.....	1895	108	1,623	888	0	.646
8. Pennsylvania.....	1897	104	1,572	886	2	.639
9. Indiana.....	1901	104	1,555	839	0	.650
10. Notre Dame.....	1898	99	1,548	851	1	.645
11. Utah.....	1909	96	1,541	793	0	.660
12. UCLA.....	1920	85	1,530	690	0	.689
13. Oregon St.....	1902	103	1,529	1,083	0	.585
14. Princeton.....	1901	104	1,495	904	0	.623
15. Illinois.....	1906	99	1,483	803	0	.649
16. Western Ky.....	1915	85	1,481	736	0	.668
17. Purdue.....	1897	106	1,475	856	0	.633
18. Washington.....	1896	102	1,474	995	0	.597
19. Brigham Young.....	1903	102	1,472	939	0	.611
20. Cincinnati.....	1902	103	1,465	842	0	.635
21. Arizona.....	1905	99	1,458	798	1	.646
22. Texas.....	1906	98	1,457	898	0	.619
23. Louisville.....	1912	90	1,451	788	0	.648
24. North Carolina St.....	1913	92	1,440	854	0	.628
25. Bradley.....	1903	100	1,438	935	0	.606
26. West Virginia.....	1904	95	1,428	918	0	.609
27. Arkansas.....	1924	81	1,389	758	0	.647
27. Ohio St.....	1899	105	1,389	968	0	.589
29. Alabama.....	1913	91	1,385	835	1	.624
30. Oklahoma.....	1908	97	1,385	890	0	.609
31. Villanova.....	1921	84	1,379	805	0	.631
32. St. Joseph's.....	1910	95	1,378	898	0	.605
33. Connecticut.....	1901	101	1,374	799	0	.632
33. Iowa.....	1902	103	1,374	936	0	.595
35. Fordham.....	1903	101	1,373	1,104	0	.554
36. Montana St.....	1902	102	1,372	1,068	0	.562
37. Oklahoma.....	1908	95	1,370	966	0	.586
38. Washington St.....	1902	103	1,365	1,275	0	.517

No. Team	Season	Yrs.	Won	Lost	Tied	Pct.
39. Georgetown.....	1907	96	1,360	873	0	.609
39. Missouri.....	1907	98	1,360	949	0	.589
41. Southern California.....	1907	98	1,357	978	0	.581
42. Illinois St.....	1899	106	1,350	968	0	.582
43. Oregon.....	1903	99	1,333	1,172	0	.532
44. Kansas St.....	1903	100	1,331	975	0	.577
45. Tennessee.....	1909	95	1,330	865	2	.606
46. Minnesota.....	1896	109	1,328	1,007	2	.569
47. Dayton.....	1904	99	1,323	941	0	.584
48. Michigan St.....	1899	105	1,320	948	0	.582
49. Vanderbilt.....	1901	102	1,319	956	0	.580
50. Marquette.....	1917	87	1,310	825	0	.614

Percentage

(Minimum 25 years in Division I)

No. Team	First Season	Yrs.	Won	Lost	Tied	Pct.
1. Kentucky.....	1903	101	1,876	577	1	.765
2. North Carolina.....	1911	94	1,827	677	0	.730
3. UNLV.....	1959	46	946	376	0	.716
4. Kansas.....	1899	106	1,825	762	0	.705
5. Duke.....	1906	99	1,737	781	0	.690
6. UCLA.....	1920	85	1,530	690	0	.689
7. Syracuse.....	1901	103	1,630	752	0	.684
8. St. John's (N.Y.).....	1908	97	1,668	784	0	.680
9. Western Ky.....	1915	85	1,481	736	0	.668
10. Utah.....	1909	96	1,541	793	0	.660
11. Indiana.....	1901	104	1,555	839	0	.650
12. Illinois.....	1906	99	1,483	803	0	.649
13. Louisville.....	1912	90	1,451	788	0	.648
14. Arkansas.....	1924	81	1,389	758	0	.647
15. Temple.....	1895	108	1,623	888	0	.646
16. Arizona.....	1905	99	1,458	798	1	.646
17. Notre Dame.....	1898	99	1,548	851	1	.645
18. Weber St.....	1963	42	771	427	0	.644
19. Pennsylvania.....	1897	104	1,572	886	2	.639
20. DePaul.....	1924	81	1,280	726	0	.638
21. Cincinnati.....	1902	103	1,465	842	0	.635
22. Murray St.....	1926	79	1,302	750	0	.635

No.	Team	First Season	Yrs.	Won	Lost	Tied	Pct.
23.	Purdue	1897	106	1,475	856	0	.633
24.	Connecticut	1901	101	1,374	799	0	.632
25.	Villanova	1921	84	1,379	805	0	.631
26.	North Carolina St.	1913	92	1,440	854	0	.628
27.	Jackson St.	1951	53	919	548	0	.626
28.	Alabama	1913	91	1,385	835	1	.624
29.	Princeton	1901	104	1,495	904	0	.623
30.	UAB	1979	26	511	310	0	.622
31.	Texas	1906	98	1,457	898	0	.619
32.	New Orleans	1970	35	618	383	0	.617
33.	Va. Commonwealth	1971	34	593	370	0	.616
34.	Marquette	1917	87	1,310	825	0	.614
35.	Tennessee St.	1945	60	995	628	0	.613
36.	Brigham Young	1903	102	1,472	939	0	.611
37.	Memphis	1921	83	1,210	775	0	.610
38.	Georgetown	1907	96	1,360	873	0	.609
39.	Oklahoma	1908	97	1,385	890	0	.609
40.	West Virginia	1904	95	1,428	918	0	.609
41.	Providence	1921	79	1,196	772	0	.608
42.	La Salle	1932	73	1,151	745	0	.607
43.	Bradley	1903	100	1,438	935	0	.606
44.	Old Dominion	1951	54	835	543	0	.606
45.	Tennessee	1909	95	1,330	865	2	.606
46.	St. Joseph's	1910	95	1,378	898	0	.605
47.	Holy Cross	1901	85	1,177	771	0	.604
48.	Alcorn St.	1945	59	1,039	686	0	.602
49.	N.C. A&T	1953	52	846	561	0	.601
50.	Navy	1907	98	1,203	801	0	.600

All-Time Won-Lost Records

(No Minimum Seasons of Competition)

Team	First Season	Yrs.	Won	Lost	Tied	Pct.
Air Force	1957	47	508	714	0	.416
Akron	1902	103	1,272	859	0	.597
Alabama	1913	91	1,385	835	1	.624
Alabama A&M	1951	47	692	535	0	.564
Alabama St.	1935	65	1,004	655	0	.605
Albany (N.Y.)	1910	91	1,000	732	0	.577
Alcorn St.	1945	59	1,039	686	0	.602
American	1953	47	645	624	0	.508
Appalachian St.	1920	79	1,007	886	0	.532
Arizona	1905	99	1,458	798	1	.646
Arizona St.	1912	92	1,124	1,004	0	.528
Arkansas	1924	81	1,389	758	0	.647
Ark.-Little Rock	1968	37	555	476	0	.538
Ark.-Pine Bluff	1957	36	453	482	0	.484
Arkansas St.	1927	76	965	908	0	.515
Army	1903	102	1,046	987	0	.515
Auburn	1906	98	1,119	963	1	.537
Austin Peay	1930	73	964	843	0	.533
Ball St.	1921	83	1,025	886	1	.536
Baylor	1907	98	1,040	1,186	0	.467
Belmont	1953	52	795	681	0	.539
Bethune-Cookman	1962	43	525	638	0	.451
Binghamton	1947	58	526	730	0	.419
Birmingham-So.	1908	84	1,219	692	0	.638
Boise St.	1969	36	548	460	0	.544
Boston College	1905	71	957	758	0	.558
Boston U.	1902	95	928	913	0	.504
Bowling Green	1916	89	1,159	936	0	.553
Bradley	1903	100	1,438	935	0	.606
Brigham Young	1903	102	1,472	939	0	.611
Brown	1901	98	860	1,277	0	.402
Bucknell	1896	109	1,140	1,047	0	.521
Buffalo	1916	87	913	921	0	.498
Butler	1897	106	1,244	981	0	.559
California	1908	95	1,305	988	0	.569
Cal Poly	1922	73	895	822	0	.521
Cal St. Fullerton	1961	44	536	658	0	.449
Cal St. Northridge	1959	46	597	644	0	.481
Campbell	1962	43	567	616	0	.479
Canisius	1904	100	1,096	1,002	0	.522
Centenary (La.)	1922	78	1,013	983	0	.508
Central Conn. St.	1935	68	920	685	0	.573
Central Mich.	1905	100	1,104	990	1	.527
Col. of Charleston	1899	94	965	812	0	.543
Charleston So.	1966	39	444	604	0	.424
Charlotte	1966	39	619	489	0	.559
Chattanooga	1916	83	1,051	829	0	.559

Team	First Season	Yrs.	Won	Lost	Tied	Pct.
Chicago St.	1967	38	439	618	0	.415
Cincinnati	1902	103	1,465	842	0	.635
Citadel	1913	92	839	1,057	0	.443
Clemson	1912	93	1,032	1,105	2	.483
Cleveland St.	1930	73	663	946	0	.412
Coastal Caro.	1975	30	402	447	0	.473
Colgate	1901	104	1,090	1,130	0	.491
Colorado	1902	101	1,051	985	0	.516
Colorado St.	1902	100	1,017	1,038	0	.495
Columbia	1901	104	1,086	1,084	0	.500
Connecticut	1901	101	1,374	799	0	.632
Coppin St.	1965	40	618	449	0	.579
Cornell	1899	106	1,054	1,212	0	.465
Creighton	1912	87	1,254	871	0	.590
Dartmouth	1901	103	1,156	1,228	0	.485
Davidson	1909	95	1,123	1,060	0	.514
Dayton	1904	99	1,323	941	0	.584
DePaul	1924	81	1,280	726	0	.638
Delaware	1906	99	991	1,035	2	.489
Delaware St.	1957	47	509	693	0	.423
Denver	1904	100	1,070	1,088	0	.496
Detroit	1906	97	1,214	964	0	.557
Drake	1907	98	1,017	1,226	0	.453
Drexel	1953	52	772	526	0	.595
Duke	1906	99	1,737	781	0	.690
Duquesne	1914	88	1,197	863	0	.581
East Caro.	1932	72	891	872	0	.505
East Tenn. St.	1922	75	999	806	0	.553
Eastern Ill.	1945	59	883	699	0	.558
Eastern Ky.	1914	80	945	907	1	.510
Eastern Mich.	1955	49	635	676	0	.484
Eastern Wash.	1904	96	1,208	981	0	.552
Elon	1911	92	1,211	1,042	0	.538
Evansville	1920	85	1,160	847	0	.578
Fairfield	1959	46	625	612	0	.505
Fairleigh Dickinson	1950	55	767	657	0	.539
Florida	1916	84	1,032	954	0	.520
Florida A&M	1951	54	815	638	0	.561
Fla. Atlantic	1989	16	151	298	0	.336
Florida Int'l	1982	23	277	368	0	.429
Florida St.	1948	57	896	667	0	.573
Fordham	1903	101	1,373	1,104	0	.554
Fresno St.	1922	82	1,090	906	0	.546
Furman	1933	65	845	867	0	.494
Gardner-Webb	1970	23	427	231	0	.649
George Mason	1967	38	508	549	0	.481
George Washington	1907	90	1,096	958	0	.534
Georgetown	1907	96	1,360	873	0	.609
Georgia	1906	99	1,177	1,072	0	.523
Ga. Southern	1927	72	1,048	747	0	.584
Georgia St.	1964	41	385	703	0	.354
Georgia Tech	1906	89	1,139	997	0	.533
Gonzaga	1908	96	1,233	1,008	0	.550
Grambling	1957	48	752	615	0	.550
Hampton	1953	52	751	617	0	.549
Hartford	1963	42	536	562	0	.488
Harvard	1901	93	886	1,152	0	.435
Hawaii	1938	61	583	727	0	.445
High Point	1928	77	1,173	842	0	.582
Hofstra	1937	66	981	745	0	.568
Holy Cross	1901	85	1,177	771	0	.604
Houston	1946	59	984	663	0	.597
Howard	1953	49	632	662	0	.488
IPFW	1974	31	345	497	0	.410
IUPUI	1972	33	458	488	0	.484
Idaho	1906	99	1,147	1,226	0	.483
Idaho St.	1927	77	1,011	929	0	.521
Illinois	1906	99	1,483	803	0	.649
Ill.-Chicago	1963	42	529	572	0	.480
Illinois St.	1899	106	1,350	968	0	.582
Indiana	1901	104	1,555	839	0	.650
Indiana St.	1900	105	1,268	1,039	0	.550
Iona	1941	61	906	657	0	.580
Iowa	1902	103	1,374	936	0	.595
Iowa St.	1908	97	1,083	1,119	0	.492
Jackson St.	1951	53	919	548	0	.626
Jacksonville	1949	56	785	681	0	.535
Jacksonville St.	1926	61	978	559	0	.636
James Madison	1970	35	561	410	0	.578
Kansas	1899	106	1,825	762	0	.705
Kansas St.	1903	100	1,331	975	0	.577
Kent St.	1914	88	912	1,058	0	.463
Kentucky	1903	101	1,876	577	1	.765

Team	First Season	Yrs.	Won	Lost	Tied	Pct.	Team	First Season	Yrs.	Won	Lost	Tied	Pct.
LSU	1909	96	1,282	976	0	.568	Providence	1921	79	1,196	772	0	.608
La Salle	1932	73	1,151	745	0	.607	Purdue	1897	106	1,475	856	0	.633
La.-Lafayette	1912	88	1,195	874	0	.578	Quinnipiac	1952	53	733	658	0	.527
La.-Monroe	1952	53	818	613	0	.572	Radford	1981	24	382	301	0	.559
Lafayette	1901	94	1,151	992	0	.537	Rhode Island	1904	98	1,246	918	0	.576
Lamar	1952	53	781	650	0	.546	Rice	1915	90	910	1,130	0	.446
Lehigh	1902	103	844	1,211	0	.411	Richmond	1913	92	1,109	981	0	.531
Liberty	1973	32	451	472	0	.489	Rider	1929	56	776	681	0	.533
Lipscomb	1976	28	707	246	0	.742	Robert Morris	1977	28	342	444	0	.435
Long Beach St.	1951	54	761	679	0	.528	Rutgers	1907	92	1,050	944	0	.527
Long Island	1929	70	1,029	741	0	.581	Sacramento St.	1949	56	617	861	0	.417
Louisiana Tech	1926	77	1,083	825	0	.568	Sacred Heart	1966	39	652	458	0	.587
Louisville	1912	90	1,451	788	0	.648	Sam Houston St.	1918	82	1,013	946	0	.517
Loyola (Ill.)	1914	88	1,092	943	0	.537	Samford	1902	88	912	1,098	0	.454
Loyola (Md.)	1938	63	806	839	0	.490	San Diego	1956	49	677	649	0	.511
Loyola Marymount	1924	76	859	1,000	0	.462	San Diego St.	1922	83	1,103	961	0	.534
Maine	1902	89	854	916	0	.482	San Francisco	1924	77	1,147	772	0	.598
Manhattan	1905	98	1,145	997	0	.535	San Jose St.	1910	90	1,009	1,066	0	.486
Marist	1967	38	518	520	0	.499	Santa Clara	1918	85	1,190	812	0	.594
Marquette	1917	87	1,310	825	0	.614	Savannah St.	1965	40	477	585	0	.449
Marshall	1907	92	1,257	876	2	.589	Seton Hall	1904	92	1,250	872	2	.589
Maryland	1905	85	1,240	886	0	.583	Siena	1939	63	877	721	0	.549
Md.-East. Shore	1955	43	533	562	0	.487	South Ala.	1971	33	547	387	0	.586
Massachusetts	1900	95	1,035	941	0	.524	South Carolina St.	1956	49	784	560	0	.583
McNeese St.	1953	52	754	644	0	.539	South Carolina	1909	96	1,166	1,024	1	.532
Memphis	1921	83	1,210	775	0	.610	South Fla.	1972	33	457	475	0	.490
Mercer	1909	87	996	963	0	.508	Southeast Mo. St.	1953	46	704	479	0	.595
Miami (Fla.)	1927	54	743	569	0	.566	Southeastern La.	1948	56	617	818	0	.430
Miami (Ohio)	1906	99	1,163	946	0	.551	Southern California	1907	98	1,357	978	0	.581
Michigan	1909	88	1,161	851	0	.577	Southern Ill.	1914	90	1,306	894	0	.594
Michigan St.	1899	105	1,320	948	0	.582	Southern Methodist	1917	88	1,073	1,006	0	.516
Middle Tenn.	1914	81	934	884	0	.514	Southern Miss.	1913	85	1,002	849	1	.541
Minnesota	1896	109	1,328	1,007	2	.569	Southern U.	1950	42	701	479	0	.594
Mississippi	1909	94	1,018	1,108	0	.479	Southern Utah	1969	36	537	431	0	.555
Mississippi St.	1909	92	1,143	980	0	.538	Southwest Mo. St.	1909	92	1,407	764	0	.648
Mississippi Val.	1962	36	467	531	0	.468	St. Bonaventure	1920	84	1,135	803	0	.586
Missouri	1907	98	1,360	949	0	.589	St. Francis (N.Y.)	1902	85	1,035	1,016	0	.505
Monmouth	1955	50	784	540	0	.592	St. Francis (Pa.)	1919	78	951	877	2	.520
Montana	1906	96	1,194	1,072	0	.527	St. John's (N.Y.)	1908	97	1,668	784	0	.680
Montana St.	1902	102	1,372	1,068	0	.562	St. Joseph's	1910	95	1,378	898	0	.605
Morehead St.	1930	75	929	874	0	.515	St. Louis	1916	88	1,162	995	0	.539
Morgan St.	1948	57	609	834	0	.422	St. Mary's (Cal.)	1910	81	970	1,059	0	.478
Mt. St. Mary's	1955	50	840	543	0	.607	St. Peter's	1931	71	893	815	0	.523
Murray St.	1926	79	1,302	750	0	.635	Stanford	1914	89	1,244	948	0	.568
N.C. A&T	1953	52	846	561	0	.601	Stephen F. Austin	1925	78	1,165	786	0	.597
Navy	1907	98	1,203	801	0	.600	Stetson	1901	88	1,066	872	0	.550
Nebraska	1897	108	1,263	1,126	0	.529	Stony Brook	1961	44	557	508	0	.523
Nevada	1913	91	1,025	1,014	0	.503	Syracuse	1901	103	1,630	752	0	.684
New Hampshire	1903	100	750	1,212	0	.382	TCU	1909	93	996	1,129	0	.469
New Mexico	1900	101	1,204	959	0	.557	Temple	1895	108	1,623	888	0	.646
New Mexico St.	1905	95	1,206	914	2	.569	Tennessee	1909	95	1,330	865	2	.606
New Orleans	1970	35	618	383	0	.617	Tenn.-Martin	1952	53	595	711	0	.456
Niagara	1906	98	1,248	990	1	.558	Tennessee St.	1945	60	995	628	0	.613
Nicholls St.	1964	39	466	571	0	.449	Tennessee Tech	1925	80	902	881	1	.506
Norfolk St.	1963	41	826	342	0	.707	Texas	1906	98	1,457	898	0	.619
North Carolina	1911	94	1,827	677	0	.730	Texas A&M	1913	92	1,106	1,093	0	.503
North Carolina St.	1913	92	1,440	854	0	.628	Tex. A&M-Corp. Chris	2000	5	68	68	0	.500
North Texas	1915	87	911	1,097	0	.454	Texas-Arlington	1960	45	479	728	0	.397
Northeastern	1921	84	965	908	0	.515	Tex.-Pan American	1974	25	303	383	0	.442
Northern Ariz.	1910	87	946	986	0	.490	Texas-San Antonio	1982	23	353	302	0	.539
Northern Ill.	1955	47	571	645	0	.470	Texas Southern	1950	54	898	651	0	.580
Northern Iowa	1901	99	1,006	962	0	.511	Texas St.	1921	83	1,105	906	0	.549
Northwestern	1905	99	848	1,277	1	.399	Texas Tech	1926	79	1,163	874	0	.571
Northwestern St.	1966	39	466	595	0	.439	Toledo	1916	89	1,213	843	0	.590
Notre Dame	1898	99	1,548	851	1	.645	Towson	1965	39	504	550	0	.478
Oakland	1968	37	515	495	0	.510	Troy St.	1951	54	866	628	0	.580
Ohio	1908	97	1,237	951	0	.565	Tulane	1906	94	1,025	1,025	0	.500
Ohio St.	1899	105	1,389	968	0	.589	Tulsa	1908	93	1,172	953	0	.552
Oklahoma	1908	97	1,385	890	0	.609	UAB	1979	26	511	310	0	.622
Oklahoma St.	1908	95	1,370	966	0	.586	UC Irvine	1966	39	534	553	0	.491
Old Dominion	1951	54	835	543	0	.606	UC Riverside	1955	50	750	534	0	.584
Oral Roberts	1970	31	509	369	0	.580	UC Santa Barb.	1938	64	883	809	0	.522
Oregon	1903	99	1,333	1,172	0	.532	UCF	1970	35	535	418	0	.561
Oregon St.	1902	103	1,529	1,083	0	.585	UCLA	1920	85	1,530	690	0	.689
Pacific	1911	94	1,035	1,044	0	.498	UMBC	1971	34	387	533	0	.421
Penn St.	1897	108	1,244	928	1	.573	UMKC	1970	34	486	474	0	.506
Pennsylvania	1897	104	1,572	886	2	.639	UNC Asheville	1965	40	571	576	0	.498
Pepperdine	1939	66	1,059	801	0	.569	UNC Greensboro	1968	37	419	517	0	.448
Pittsburgh	1906	97	1,279	993	0	.563	UNC Wilmington	1964	41	565	554	0	.505
Portland St.	1947	43	548	554	0	.497	UNLV	1959	46	946	376	0	.716
Portland	1923	79	985	1,041	0	.486	UTEP	1915	83	1,099	862	0	.560
Prairie View	1957	44	440	731	0	.376	Utah	1909	96	1,541	793	0	.660
Princeton	1901	104	1,495	904	0	.623							

Team	First Season	Yrs.	Won	Lost	Tied	Pct.
Utah St.	1904	98	1,262	941	0	.573
Valparaiso	1918	87	1,078	1,021	0	.514
Vanderbilt	1901	102	1,319	956	0	.580
Vermont	1901	90	922	968	0	.488
Villanova	1921	84	1,379	805	0	.631
Virginia	1906	99	1,301	1,004	1	.564
Virginia Tech	1909	96	1,187	1,001	0	.543
Va. Commonwealth	1971	34	593	370	0	.616
VMI	1911	94	696	1,262	0	.355
Wagner	1923	67	829	847	0	.495
Wake Forest	1906	98	1,290	990	0	.566
Washington	1896	102	1,474	995	0	.597
Washington St.	1902	103	1,365	1,275	0	.517
Weber St.	1963	42	771	427	0	.644
West Virginia	1904	95	1,428	918	0	.609
Western Caro.	1929	76	1,019	942	0	.520
Western Ill.	1948	57	815	729	0	.528

Team	First Season	Yrs.	Won	Lost	Tied	Pct.
Western Ky.	1915	85	1,481	736	0	.668
Western Mich.	1914	91	1,083	974	0	.526
Wichita St.	1906	97	1,213	1,057	0	.534
William & Mary	1906	99	1,012	1,156	0	.467
Winthrop	1986	13	186	186	0	.500
Wisconsin	1899	106	1,240	1,062	0	.539
Wis.-Green Bay	1970	35	617	399	0	.607
Wis.-Milwaukee	1897	108	1,118	1,042	1	.518
Wofford	1916	80	1,002	981	0	.505
Wright St.	1971	34	562	380	0	.597
Wyoming	1905	99	1,292	940	0	.579
Xavier	1920	83	1,136	845	0	.573
Yale	1896	109	1,230	1,281	1	.490
Youngstown St.	1928	74	930	873	0	.516

Note: Records are adjusted with vacated and forfeited games.

Vacated & Forfeited Games

Teams	Coach	Year	Actual W-L	Adjusted W-L	Games Affected*
Alabama	Wimp Sanderson	1987	28-5	26-4	V: Tr 2-1
Arizona	Lute Olson	1999	22-7	22-6	V: Tr 0-1
Arizona St.	Bill Freider	1995	24-9	22-8	V: Tr 2-1
Austin Peay	Lake Kelly	1973	22-7	21-5	V: Tr 1-2
California	Todd Bozeman	1995	13-14	0-27	F: RS 13 wins
California	Todd Bozeman	1996	17-11	2-25	F: RS 15 wins; V: 0-1
Clemson	Cliff Ellis	1990	26-9	24-8	V: Tr 2-1
Connecticut	Jim Calhoun	1996	32-3	30-2	V: Tr 2-1
DePaul	Joey Meyer	1986	18-13	16-12	V: Tr 2-1
DePaul	Joey Meyer	1987	28-3	26-2	V: Tr 2-1
DePaul	Joey Meyer	1988	22-8	21-7	V: Tr 1-1
DePaul	Joey Meyer	1989	21-12	20-11	V: Tr 1-1
Florida	Norm Sloan	1987	23-11	21-10	V: Tr 2-1
Florida	Norm Sloan	1988	23-12	22-11	V: Tr 1-1
Fresno St.	Jerry Tarkanian	1999	21-12	1-12	V: RS 20 wins
Fresno St.	Jerry Tarkanian	2000	24-10	12-9	V: RS 12 wins, Tr 0-1
Fresno St.	Jerry Tarkanian	2001	26-7	9-7	V: RS 17 wins
Georgia	Hugh Durham	1985	22-9	21-8	V: Tr 1-1
Iona	Jim Valvano	1980	29-5	28-4	V: Tr 1-1
Kentucky	Eddie Sutton	1988	27-6	25-5	V: Tr 2-1
Long Beach St.	Jerry Tarkanian	1971	24-5	22-4	V: Tr 2-1
Long Beach St.	Jerry Tarkanian	1972	25-4	23-3	V: Tr 2-1
Long Beach St.	Jerry Tarkanian	1973	26-3	24-2	V: Tr 2-1
La.-Lafayette	Berly Shipley	1972	25-4	23-3	V: Tr 2-1
La.-Lafayette	Berly Shipley	1973	24-5	23-3	V: Tr 1-2
Loyola Marymount	Ron Jacobs	1980	14-14	14-13	V: Tr 0-1
Marshall	Ricky Huckabay	1987	25-6	25-5	V: Tr 0-1
Maryland	Bob Wade	1988	18-13	17-12	V: Tr 1-1
Massachusetts	John Calipari	1996	35-2	31-1	V: Tr 4-1
Memphis	Dana Kirk	1982	24-5	23-4	V: Tr 1-1
Memphis	Dana Kirk	1983	23-8	22-7	V: Tr 1-1
Memphis	Dana Kirk	1984	26-7	24-6	V: Tr 2-1
Memphis	Dana Kirk	1985	31-4	27-3	V: Tr 4-1
Memphis	Dana Kirk	1986	28-6	27-5	V: Tr 1-1
Michigan	Steve Fisher	1992	25-9	20-8	V: Tr 5-1
Michigan	Steve Fisher	1993	31-5	0-5	V: RS 26 wins, Tr 5-1
Michigan	Steve Fisher	1996	21-11	0-11	V: RS 21 wins, Tr 0-1
Michigan	Steve Fisher	1997	24-11	0-11	V: RS 24 wins
Michigan	Brian Ellerbe	1998	25-9	0-9	V: RS 24 wins, Tr 1-1
Michigan	Brian Ellerbe	1999	12-19	0-19	V: RS 12 wins
Minnesota	Bill Musselman	1972	18-7	17-6	V: Tr 1-1
Minnesota	Jim Dutcher	1977	24-3	0-27	F: RS 24 wins
Minnesota	Clem Haskins	1994	22-13	21-12	V: Tr 1-1
Minnesota	Clem Haskins	1995	19-13	19-12	V: Tr 0-1
Minnesota	Clem Haskins	1996	19-13	18-12	V: NIT 1-1
Minnesota	Clem Haskins	1997	35-5	31-4	V: Tr 4-1
Minnesota	Clem Haskins	1998	20-15	15-15	V: NIT 5-0
Missouri	Norm Stewart	1994	28-4	25-3	V: Tr 3-1
New Mexico St.	Neil McCarthy	1992	25-8	23-7	V: Tr 2-1
New Mexico St.	Neil McCarthy	1993	26-8	25-7	V: Tr 1-1
New Mexico St.	Neil McCarthy	1994	23-8	23-7	V: Tr 0-1
New Mexico St.	Neil McCarthy	1997	19-9	0-0	V: RS 19 wins
New Mexico St.	Lou Henson	1998	18-12	0-0	V: RS 18 wins
North Carolina St.	Jim Valvano	1987	20-14	20-13	V: Tr 0-1
North Carolina St.	Jim Valvano	1988	24-7	24-6	V: Tr 0-1
Oregon St.	Ralph Miller	1976	18-9	3-24	F: RS 15 wins
Oregon St.	Ralph Miller	1980	26-4	26-3	V: Tr 0-1
Oregon St.	Ralph Miller	1981	26-2	26-1	V: Tr 0-1
Oregon St.	Ralph Miller	1982	25-5	23-4	V: Tr 2-1
Purdue	Gene Keady	1996	26-6	7-23	F: RS 18 wins; V: Tr 1-1

Teams	Coach	Year	Actual W-L	Adjusted W-L	Games Affected*
St. Bonaventure	Jan van Breda Kolff	2002	13-14	1-14	V: RS 12 wins
St. Joseph's	Jack Ramsay	1961	25-5	22-4	V: Tr 3-1
Texas Tech	James Dickey	1996	30-2	28-1	V: Tr 2-1
UCLA	Larry Brown	1980	22-10	17-9	V: Tr 5-1
UCLA	Steve Lavin	1999	22-9	22-8	V: Tr 0-1
Villanova	Jack Kraft	1971	27-7	23-6	V: Tr 4-1
Western Ky.	Johnny Oldham	1971	24-6	20-5	V: Tr 4-1

*F=Forfeited, V=Vacated.

*NIT=National Invitational Tournament, RS=Regular Season, Tr=NCAA Tournament.

Winningest Teams by Decade

The 1930s

Rk.	Team	Won	Lost	Pct.
1.	Long Island	198	38	.839
2.	Kentucky	162	34	.827
3.	St. John's (N.Y.)	181	40	.819
4.	Kansas	153	37	.805
5.	Syracuse	143	37	.794
6.	Purdue	148	39	.791
7.	Western Ky.	197	52	.791
8.	Rhode Island	142	39	.785
9.	Notre Dame	170	49	.776
10.	CCNY	120	35	.774
11.	Washington	206	63	.766
12.	DePaul	142	44	.763
13.	Arkansas	167	57	.746
14.	Duquesne	143	50	.741
15.	Wyoming	147	52	.739
16.	Navy	108	40	.730
17.	North Carolina	163	61	.728
18.	George Washington	129	50	.721
19.	New York U.	124	49	.717
20.	Western Mich.	123	50	.711

The 1940s

Rk.	Team	Won	Lost	Pct.
1.	Kentucky	239	42	.851
2.	Oklahoma St.	237	55	.812
3.	Rhode Island	178	44	.802
4.	Eastern Ky.	145	40	.784
5.	Western Ky.	222	66	.771
6.	Tennessee	152	46	.768
7.	Bowling Green	204	66	.756
8.	Notre Dame	162	55	.747
9.	Toledo	176	65	.730
10.	St. John's (N.Y.)	162	60	.730
11.	North Carolina	196	75	.723
12.	West Virginia	157	59	.727
13.	Illinois	150	57	.725
14.	DePaul	180	69	.723
15.	Bradley	144	56	.720
16.	New York U.	150	60	.714
17.	Utah	159	68	.700
18.	Wyoming	163	70	.700
19.	Texas	168	73	.697
20.	CCNY	133	62	.682

Played only seven seasons:

Seton Hall	128	22	.853
Duquesne	118	32	.787
George Washington	117	47	.713

The 1950s

Rk.	Team	Won	Lost	Pct.
1.	Kentucky	224	33	.872
2.	North Carolina St.	240	65	.787
3.	Seattle	233	69	.772
4.	La Salle	209	65	.763
5.	Dayton	228	71	.763
6.	Holy Cross	199	65	.754
7.	Kansas St.	179	63	.740
8.	Connecticut	187	67	.736

Rk.	Team	Won	Lost	Pct.
9.	West Virginia	205	74	.735
10.	Louisville	202	77	.724
11.	Illinois	165	64	.721
12.	Western Ky.	205	82	.714
13.	UCLA	193	78	.712
14.	Duquesne	187	76	.711
15.	Kansas	171	74	.698
16.	St. John's (N.Y.)	176	77	.696
17.	Cincinnati	175	80	.686
18.	Oklahoma St.	192	88	.686
19.	Lafayette	171	81	.679
20.	St. Louis	185	88	.678

The 1960s

Rk.	Team	Won	Lost	Pct.
1.	UCLA	234	52	.818
2.	Cincinnati	214	63	.773
3.	Providence	204	64	.761
4.	Duke	213	67	.761
5.	Kentucky	197	69	.741
6.	Ohio St.	188	69	.732
7.	St. Joseph's	201	74	.731
8.	Dayton	207	77	.729
9.	Bradley	197	74	.727
10.	Princeton	188	71	.726
11.	Vanderbilt	182	69	.725
12.	North Carolina	184	72	.719
13.	St. Bonaventure	172	69	.714
14.	Villanova	193	79	.710
15.	Houston	198	82	.707
16.	St. John's (N.Y.)	185	79	.701
17.	Miami (Fla.)	183	82	.691
18.	West Virginia	197	89	.689
19.	Temple	183	83	.688
20.	UTEP	177	81	.686

Played only seven seasons:

Weber St.	147	36	.803
----------------	-----	----	------

The 1970s

Rk.	Team	Won	Lost	Pct.
1.	UCLA	273	27	.910
2.	Marquette	251	41	.860
3.	Pennsylvania	223	56	.799
4.	North Carolina	239	65	.786
5.	Kentucky	223	69	.764
6.	Louisville	224	70	.762
7.	Syracuse	213	69	.755
8.	Long Beach St.	209	71	.746
9.	Indiana	208	75	.735
10.	Florida St.	201	74	.731
11.	UNLV	203	78	.722
12.	North Carolina St.	208	80	.722
13.	San Francisco	202	79	.719
14.	Houston	210	84	.714
15.	Providence	209	84	.713
16.	South Carolina	198	80	.712
17.	St. John's (N.Y.)	205	85	.707
18.	Maryland	199	85	.701
19.	Rutgers	193	84	.697
20.	Notre Dame	202	89	.694

Played only eight seasons:

Oral Roberts	161	59	.732
--------------------	-----	----	------

The 1980s

Rk.	Team	Won	Lost	Pct.
1.	North Carolina	281	63	.817
2.	UNLV	271	65	.807
3.	Georgetown	269	69	.796
4.	DePaul	235	67	.778
5.	Temple	225	78	.743
6.	Syracuse	243	87	.736
7.	UTEP	227	82	.735
8.	Oklahoma	245	90	.731
9.	Kentucky	233	86	.730
10.	St. John's (N.Y.)	228	85	.728
11.	Indiana	228	86	.726
12.	Oregon St.	212	80	.726
13.	Louisville	250	96	.723
14.	Illinois	233	90	.721
15.	Memphis	225	89	.717
16.	Northeastern	213	86	.712
17.	Chattanooga	215	89	.707
18.	Arkansas	218	92	.703
19.	Missouri	227	99	.696
20.	West Virginia	217	95	.696

The 1990s

Rk.	Team	Won	Lost	Pct.
1.	Kansas	286	60	.827
2.	Kentucky	282	63	.817
3.	Arizona	256	67	.793
4.	Duke	271	78	.777
5.	North Carolina	270	78	.776
6.	Connecticut	259	75	.775
7.	Utah	250	76	.767
8.	Princeton	210	66	.761
9.	Arkansas	260	83	.758
10.	UCLA	240	79	.752

Rk.	Team	Won	Lost	Pct.
11.	Cincinnati	246	83	.748
12.	Xavier	217	86	.716
13.	Syracuse	232	92	.716
14.	Massachusetts	237	94	.716
15.	Murray St.	219	88	.713
16.	Indiana	229	94	.709
17.	New Mexico St.	219	91	.706
18.	Wis.-Green Bay	211	90	.701
19.	Purdue	222	96	.698
20.	New Mexico	224	97	.698
Played only eight seasons:				
	Col. of Charleston	191	42	.820

The 2000s

Rk.	Team	Won	Lost	Pct.
1.	Duke	152	26	.854
2.	Stanford	132	28	.825
3.	Gonzaga	133	32	.806
4.	Utah St.	128	33	.795
5.	Kansas	137	38	.783
6.	Oklahoma	131	37	.780
7.	Cincinnati	127	37	.774
8.	Kentucky	128	39	.766
9.	Arizona	127	39	.765
10.	Syracuse	127	41	.756
11.	Oklahoma St.	123	40	.755
12.	Illinois	126	41	.754
13.	Creighton	119	41	.744
14.	Col. of Charleston	112	39	.742
15.	Connecticut	128	45	.740
16.	Florida	120	43	.736
17.	Kent St.	120	43	.736
18.	Xavier	120	43	.736
19.	Butler	116	42	.731
20.	Texas	122	45	.731

Winningest Teams Over Periods of Time

Victories Over a Two-Year Period

Team	First Year	Last Year	Won	Lost
Montana St.	1928	1929	72	4
Kentucky	1947	1948	70	6
UNLV	1986	1987	70	7
Kentucky	1997	1998	70	9
Georgetown	1984	1985	69	6
UNLV	1990	1991	69	6
Kansas	1997	1998	69	6
Duke	1998	1999	69	6
Kentucky	1996	1997	69	7
Kentucky	1948	1949	68	5
Connecticut	1998	1999	66	7
Duke	1999	2000	66	7
Duke	2001	2002	66	8
Montana St.	1927	1928	66	9
Duke	1991	1992	66	9
Oklahoma	1988	1989	65	10
Michigan St.	1999	2000	65	12
UNLV	1987	1988	65	8
Temple	1987	1988	64	6
Arizona	1988	1989	64	7
Massachusetts	1995	1996	64	7
Arkansas	1990	1991	64	9
Duke	2000	2001	64	9
Bradley	1950	1951	64	11
UNLV	1989	1990	64	13

Victories Over a Three-Year Period

Team	First Year	Last Year	Won	Lost
Kentucky	1996	1998	104	11
Kentucky	1947	1949	102	8
Montana St.	1927	1929	102	11
Duke	1999	2001	101	11
Kentucky	1946	1948	98	8
Kansas	1996	1998	98	11
Duke	1998	2000	98	11
UNLV	1985	1987	98	11
UNLV	1986	1988	98	13
UNLV	1989	1991	98	14
Kentucky	1997	1999	98	18
Kentucky	1995	1997	97	12
UNLV	1990	1992	95	8
Duke	2000	2002	95	13
Duke	1990	1992	95	18
UNLV	1987	1989	94	16
Kentucky	1948	1950	93	10
Montana St.	1928	1930	93	14
Georgetown	1984	1986	93	14
Duke	1997	1999	93	15
Michigan St.	1999	2001	93	17
Massachusetts	1994	1996	92	14
Oklahoma	1988	1990	92	15
Duke	2001	2003	92	15
Kansas	1997	1999	92	16
UNLV	1988	1990	92	19

Victories Over a Four-Year Period

Team	First Year	Last Year	Won	Lost
Duke	1998	2001	133	15
Duke	1999	2002	132	15
Kentucky	1995	1998	132	16
Kentucky	1996	1999	132	20
Kentucky	1946	1949	130	10
UNLV	1987	1990	129	21
Kentucky	1947	1950	127	13
UNLV	1984	1987	127	17
UNLV	1986	1989	127	21
UNLV	1985	1988	126	17
UNLV	1988	1991	126	20
Kentucky	1948	1951	125	12
UNLV	1989	1992	124	16
Kentucky	1994	1997	124	19
Kansas	1995	1998	123	17
Montana St.	1927	1930	123	21
Duke	2001	2004	123	21
Duke	1989	1992	123	26
Georgetown	1984	1987	122	19
Duke	1997	2000	122	20
Montana St.	1926	1929	122	23
Duke	2000	2003	121	20
Kansas	1996	1999	121	21
Georgetown	1982	1985	121	23
Kentucky	1997	2000	121	28

Winning Percentage Over a Two-Year Period

(Minimum 40 games)

Team	First Year	Last Year	Won	Lost	Pct.
UCLA	1972	1973	60	0	1.000
Indiana	1975	1976	63	1	.984
UCLA	1967	1968	59	1	.983
UCLA	1971	1972	59	1	.983
North Carolina St.	1973	1974	57	1	.983
North Carolina	1923	1924	41	1	.976
UCLA	1964	1965	58	2	.967
UCLA	1968	1969	58	2	.967
Long Island	1935	1936	49	2	.961
St. John's (N.Y.)	1930	1931	46	2	.958
UNLV	1991	1992	60	3	.952
Seton Hall	1940	1941	39	2	.951
Arkansas	1928	1929	38	2	.950
Notre Dame	1926	1927	38	2	.950
UCLA	1969	1970	57	3	.950
UCLA	1970	1971	57	3	.950
Alcorn St.	1978	1979	56	3	.949
Montana St.	1928	1929	72	4	.947
Long Island	1936	1937	53	3	.946
Pennsylvania	1970	1971	53	3	.946
Ohio St.	1961	1962	53	3	.946
Long Island	1934	1935	50	3	.943
Kentucky	1954	1955	48	3	.941
St. John's (N.Y.)	1929	1930	46	3	.939
Pennsylvania	1920	1921	43	3	.935

Winning Percentage Over a Three-Year Period

(Minimum 60 games)

Team	First Year	Last Year	Won	Lost	Pct.
UCLA	1971	1973	89	1	.989
UCLA	1967	1969	88	2	.978
UCLA	1970	1972	87	3	.967
Long Island	1934	1936	75	3	.962
UCLA	1968	1970	86	4	.956
UCLA	1969	1971	86	4	.956
UCLA	1972	1974	86	4	.956
St. John's (N.Y.)	1929	1931	67	4	.944
Long Island	1935	1937	77	5	.939
Pennsylvania	1919	1921	58	4	.935
Indiana	1974	1976	86	6	.935
Ohio St.	1960	1962	78	6	.929
Pennsylvania	1970	1972	78	6	.929
Kentucky	1947	1949	102	8	.927
Kentucky	1946	1948	98	8	.925
Kentucky	1951	1953	61	5	.924
Cincinnati	1960	1962	84	7	.923
UCLA	1973	1975	84	7	.923
UNLV	1990	1992	95	8	.922
Cincinnati	1961	1963	82	7	.921
North Carolina St.	1973	1975	79	7	.919
DePaul	1980	1982	79	7	.917
Arkansas	1926	1928	56	5	.918
Pennsylvania	1920	1922	67	6	.918
St. John's (N.Y.)	1930	1932	66	6	.917
Seton Hall	1940	1942	55	5	.917
Kentucky	1949	1951	89	9	.908
Marquette	1970	1972	79	8	.908
Kentucky	1996	1998	104	11	.904
Kentucky	1945	1947	84	9	.903

Winning Percentage Over a Four-Year Period

(Minimum 80 games)

Team	First Year	Last Year	Won	Lost	Pct.
UCLA	1970	1973	117	3	.975
UCLA	1967	1970	116	4	.967
UCLA	1969	1972	116	4	.967
UCLA	1968	1971	115	5	.958
UCLA	1971	1974	115	5	.958
Kentucky	1951	1954	86	5	.945
Long Island	1934	1937	103	6	.945
UCLA	1972	1975	114	7	.942
Kentucky	1946	1949	130	10	.929
Kentucky	1952	1955	77	6	.928
Pennsylvania	1918	1921	76	6	.927
Arkansas	1926	1929	75	6	.929
Long Island	1936	1939	99	8	.925
Cincinnati	1960	1963	110	9	.924
Pennsylvania	1919	1922	82	7	.921
St. John's (N.Y.)	1929	1932	89	8	.918
St. John's (N.Y.)	1928	1931	85	8	.914
UCLA	1964	1967	106	10	.914
UCLA	1966	1969	106	10	.914
Kentucky	1948	1951	125	12	.912
Long Island	1939	1942	92	9	.911
UCLA	1973	1976	112	11	.911
Long Island	1935	1938	100	10	.909
Kentucky	1945	1948	120	12	.909
Cincinnati	1959	1962	110	11	.909

Winning Streaks

Full Season

Wins	Team	Seasons	Ended By	Score
88	UCLA	1971-74	Notre Dame	71-70
60	San Francisco	1955-57	Illinois	62-33
47	UCLA	1966-68	Houston	71-69
45	UNLV	1990-91	Duke	79-77
44	Texas	1913-17	Rice	24-18
43	Seton Hall	1939-41	Long Island	49-26
43	Long Island	1935-37	Stanford	45-31
41	UCLA	1968-69	Southern California	46-44
39	Marquette	1970-71	Ohio St.	60-59
37	Cincinnati	1962-63	Wichita St.	65-64
37	North Carolina	1957-58	West Virginia	75-64
36	North Carolina St.	1974-75	Wake Forest	83-78
35	Arkansas	1927-29	Texas	26-25

Regular Season

(Does not include national postseason tournaments)

Wins	Team	Seasons	Ended By	Score
76	UCLA	1971-74	Notre Dame	71-70
57	Indiana	1975-77	Toledo	59-57
56	Marquette	1970-72	Detroit	70-49
54	Kentucky	1952-55	Georgia Tech	59-58
51	San Francisco	1955-57	Illinois	62-33
48	Pennsylvania	1970-72	Temple	57-52
47	Ohio St.	1960-62	Wisconsin	86-67
44	Texas	1913-17	Rice	24-18
43	UCLA	1966-68	Houston	71-69
43	Long Island	1935-37	Stanford	45-31
42	Seton Hall	1939-41	Long Island	49-26

Home Court

Wins	Team	Seasons	Ended By	Score
129	Kentucky	1943-55	Georgia Tech	59-58
99	St. Bonaventure	1948-61	Niagara	87-77
98	UCLA	1970-76	Oregon	65-45
86	Cincinnati	1957-64	Bradley	87-77
81	Arizona	1945-51	Kansas St.	76-57
81	Marquette	1967-73	Notre Dame	71-69
80	Lamar	1978-84	Louisiana Tech	68-65
75	Long Beach St.	1968-74	San Francisco	94-84
72	UNLV	1974-78	New Mexico	102-98
71	Arizona	1987-92	UCLA	89-87
68	Cincinnati	1972-78	Georgia Tech	59-56
67	Western Ky.	1949-55	Xavier	82-80 (ot)

Current Home Court

30	Stephen F. Austin	15	Stanford
29	Austin Peay	14	Air Force
28	Wisconsin	14	Davidson
21	Memphis	14	Monmouth
19	Western Mich.	13	East Tenn. St.
18	Brigham Young	13	Gonzaga
18	Oklahoma St.	13	Southeastern La.
15	Nevada	12	Lehigh

Rivalries

Consecutive Years

Years	Opponents	First Year	Last Year
103	Columbia vs. Yale	1902	2004
103	Princeton vs. Yale	1902	2004
102	Pennsylvania vs. Princeton	1903	2004
101	Columbia vs. Pennsylvania	1904	2004
101	Cornell vs. Pennsylvania	1904	2004
100	Maine vs. New Hampshire	1905	2004
99	Idaho vs. Washington St.	1906	2004
98	Kansas vs. Kansas St.	1907	2004
98	Kansas vs. Missouri	1907	2004
97	Kansas St. vs. Nebraska	1908	2004

Games Played

Games	Opponents	First Year	Last Year
320	Oregon vs. Oregon St.	1903	2004
273	Oregon St. vs. Washington	1904	2004
273	Oregon vs. Washington	1904	2004
268	Oregon St. vs. Washington St.	1907	2004
263	Oregon vs. Washington St.	1908	2004
256	Washington vs. Washington St.	1910	2004
255	Kansas vs. Kansas St.	1907	2004
250	Kansas vs. Missouri	1907	2004
243	California vs. Stanford	1912	2004
235	Brigham Young vs. Utah	1909	2004

Victories for One Opponent

W-L	Opponents	First Year	Last Year
177-143	Oregon St. vs. Oregon	1903	2004
174- 98	Washington vs. Oregon	1904	2004
167- 88	Kansas vs. Kansas St.	1907	2004
165- 91	Washington vs. Washington St.	1910	2004
160- 91	Kansas vs. Missouri	1907	2004
157- 57	Kansas vs. Iowa St.	1908	2004
158-110	Oregon St. vs. Washington St.	1909	2004
154- 71	Kansas vs. Nebraska	1900	2004
151-107	Washington St. vs. Idaho	1906	2004
147-62	North Carolina vs. Wake Forest	1911	2004

Consecutive Victories

Won	Opponents	First Year	Last Year
52	UCLA vs. California	1961	1985
41	Southern California vs. UCLA	1932	1943
39	Kentucky vs. Mississippi	1929	1972
39	Rhode Island vs. Maine	1924	1952
38	Arizona vs. Washington St.	1986	†2004
38	Providence vs. Brown	1959	1978
38	Syracuse vs. Cornell	1963	†2004
35	Connecticut vs. New Hampshire	1939	1961
35	South Carolina vs. Citadel	1945	1988
34	Marquette vs. Wis.-Milwaukee	1917	†1999

†active streak

Current Consecutive Victories

Won	Opponents	First Year	Last Year
38	Arizona vs. Washington St.	1986	2004
38	Syracuse vs. Colgate	1963	2004
34	Marquette vs. Wis.-Milwaukee	1917	1999
33	North Carolina vs. VMI	1922	1997
28	Kansas vs. Kansas St.	1994	2004
27	Syracuse vs. Cornell	1969	2002
25	Kentucky vs. Xavier	1942	1968

Consecutive Home Victories

Won	Opponents	First Year	Last Year
52	Princeton vs. Brown	1929	2002
50	North Carolina vs. Clemson	1926	†2004
47	UCLA vs. Washington St.	1950	2003
41	Kentucky vs. Mississippi	1929	1996
37	Southern California vs. UCLA	1932	1944
34	Kentucky vs. Georgia	1930	1984
33	Rhode Island vs. Northeastern	1917	1988
32	Rhode Island vs. New Hampshire	1937	1973
32	UCLA vs. California	1961	1989
31	Indiana vs. Northwestern	1969	†2004

Won	Opponents	First Year	Last Year
31	Marquette vs. Wis.-Milwaukee	1920	†1999
31	North Carolina vs. Virginia	1921	1972
31	Providence vs. Brown	1955	1978

†active streak

Current Consecutive Home Victories

Won	Opponents	First Year	Last Year
50	North Carolina vs. Clemson	1926	2004
31	Marquette vs. Wis.-Milwaukee	1920	1999
31	Indiana vs. Northwestern	1969	2004
30	Kentucky vs. Vanderbilt	1975	2004
20	Oklahoma St. vs. Drake	1931	1958

Victories for One Opponent in One Year

W-L	Opponents	Year
5-0	Kansas vs. Nebraska	1909
5-0	Kansas vs. Kansas St.	1935
4-0	by many	

A.P. Poll Records

Full Season at No. 1

- 1956, San Francisco, 14 weeks
- 1960, Cincinnati, 12 weeks
- 1961, Ohio St., 13 weeks
- 1962, Ohio St., 14 weeks
- 1963, Cincinnati, 16 weeks
- 1967, UCLA, 15 weeks
- 1969, UCLA, 15 weeks
- 1972, UCLA, 16 weeks
- 1973, UCLA, 16 weeks
- 1976, Indiana, 17 weeks
- 1991, UNLV, 17 weeks
- 1992, Duke, 18 weeks

Most Consecutive Weeks at No. 1

- 46, UCLA, Feb. 9, 1971 to Jan. 15, 1974
- 27, Ohio St., Dec. 13, 1960 to March 13, 1962
- 23, UCLA, Preseason Nov. 1966 to Jan. 16, 1968
- 19, San Francisco, Feb. 8, 1955 to March 6, 1956
- 18, Duke, Preseason Nov. 1991 to March 16, 1992
- 17, Indiana, Preseason Nov. 1975 to March 16, 1976
- 17, UNLV, Preseason Nov. 1990 to March 12, 1991
- 16, Cincinnati, Preseason Nov. 1962 to March 12, 1963
- 15, UCLA, Preseason Nov. 1968 to March 4, 1969
- 15, North Carolina, Dec. 6, 1983 to March 13, 1984
- 15, Kansas, Dec. 3, 1996 to March 11, 1997

Preseason No. 1 to not Rank No. 1 the Rest of the Season

- 1970, South Carolina
- 1978, North Carolina
- 1981, Kentucky
- 1986, Georgia Tech
- 1988, Syracuse
- 1990, UNLV
- 2000, Connecticut

Biggest Jump to No. 1 from Previous Week

- 8th, West Virginia, Dec. 17 to Dec. 24, 1957
- 6th, Duke, Dec. 7 to Dec. 14, 1965
- 6th, Kansas, Nov. 25 to Dec. 2, 2003
- 5th, Holy Cross, Jan. 10 to Jan. 17, 1950

- 5th, Kansas St., Dec. 23 to Dec. 30, 1952
- 5th, Indiana, Dec. 21 to Dec. 28, 1982
- 5th, UCLA, Jan. 11 to Jan. 18, 1983
- 5th, Temple, Feb. 2 to Feb. 9, 1988
- 5th, Oklahoma, Feb. 7 to Feb. 14, 1989
- 5th, Oklahoma, Feb. 27 to March 6, 1990

Biggest Jump from Not Rated the Previous Week

(at least 20 rated)

- 4th, Kansas, Preseason to Nov. 27, 1989
- 5th, St. Louis, Dec. 26, 1950 to Jan. 3, 1951
- 5th, Cincinnati, Jan. 31 to Feb. 7, 1961
- 6th, Notre Dame, Jan. 12 to Jan. 19, 1954
- 6th, Missouri, Dec. 7 to Dec. 14, 1954
- 6th, Maryland, Dec. 10 to Dec. 17, 1957
- 6th, Oklahoma St., Jan. 21 to Jan. 28, 1958
- 7th, Bradley, March 9 to March 23, 1954
- 7th, Oklahoma City, Jan. 14 to Jan. 21, 1958
- 7th, Iowa, Dec. 27, 1960, to Jan. 3, 1961
- 7th, Wake Forest, Jan. 30 to Feb. 6, 1976
- 7th, North Carolina St., Preseason to Nov. 29, 1983

Biggest Jump from Not Rated the Previous Week

(at least 25 rated)

- 4th, Kansas, Preseason to Nov. 27, 1989
- 8th, Arizona, Preseason to Nov. 20, 2001
- 10th, Notre Dame, Dec. 3 to Dec. 10, 2002
- 12th, Arizona St., Nov. 21 to Nov. 28, 1994
- 12th, Duke, Nov. 20 to Nov. 27, 1995
- 12th, North Carolina, Nov. 26 to Dec. 3, 2002
- 13th, Wake Forest, Jan. 25 to Feb. 1, 1993
- 13th, Oregon, Jan. 29 to Feb. 5, 2002
- 13th, Georgia Tech, Nov. 25 to Dec. 2, 2003
- 14th, Iowa, Jan. 9 to Jan. 16, 2001
- 14th, Pittsburgh, Feb. 5 to Feb. 12, 2002

Biggest Drop from No. 1 from Previous Week

- 15th, Florida, Dec. 9 to Dec. 15, 2003
- 9th, UNLV, Feb. 22 to March 1, 1983
- 8th, UCLA, Dec. 7 to Dec. 14, 1965
- 8th, South Carolina, Preseason Nov. to Dec. 9, 1969
- 8th, Duke, Jan. 17 to Jan. 24, 1989

8th, Connecticut, Preseason Nov. to Nov. 16, 1999
 7th, St. John (N.Y.), Dec. 18 to Dec. 26, 1951
 7th, UCLA, Jan. 25 to Feb. 1, 1983
 7th, Cincinnati, March 7 to March 14, 2000
 6th, Michigan St., Jan. 9 to Jan. 16, 1979
 6th, Memphis, Jan. 11 to Jan. 18, 1983
 6th, UNLV, Preseason Nov. 1989 to Nov. 27, 1989
 6th, Syracuse, Jan. 2 to Jan. 9, 1990
 6th, Michigan, Nov. 30 to Dec. 7, 1992
 6th, Kentucky, Nov. 29 to Dec. 6, 1993

Biggest Drop to Not Rated from the Previous Week

(at least 20 rated)

2nd, Louisville, Preseason to Dec. 2, 1986
 4th, Indiana, Dec. 27, 1960, to Jan. 3, 1961
 5th, Kansas, Dec. 8 to Dec. 15, 1953
 6th, Iowa, Dec. 27, 1955, to Jan. 3, 1956
 6th, Louisville, Preseason to Nov. 29, 1983
 7th, Indiana, Dec. 14 to Dec. 21, 1954
 7th, Missouri, Dec. 21 to Dec. 28, 1954
 7th, Utah, Dec. 27, 1955, to Jan. 3, 1956
 7th, Kansas, Dec. 9 to Dec. 16, 1958
 7th, Duquesne, Dec. 9 to Dec. 16, 1969
 7th, Ohio St., Dec. 16 to Dec. 23, 1980

Biggest Drop to Not Rated from the Previous Week

(at least 25 rated)

11th, Indiana, Dec. 21 to Dec. 28, 1994
 14th, UCLA, Nov. 26 to Dec. 3, 2002
 15th, St. John's (N.Y.), Nov. 15 to Nov. 23, 1999
 15th, UCLA, Nov. 21 to Nov. 28, 2000
 15th, St. Joseph's, Dec. 18 to Dec. 25, 2001
 16th, Oklahoma, Feb. 1 to Feb. 8, 1993
 16th, Duke, Jan. 9 to Jan. 16, 1995
 16th, Minnesota, Dec. 19 to Dec. 26, 1994
 16th, Arkansas, Preseason to Nov. 20, 1995
 16th, Temple, Dec. 8 to Dec. 15, 1998
 17th, eight tied

Lowest Ranking to Rise to No. 1 during the Season

(does not include 1962-69 when only 10 ranked)

NR, Indiana St., Dec. 5, 1978 to Feb. 13, 1979 (only 20 ranked)
 21st, Stanford, Dec. 2, 2003 to Feb. 17, 2004
 20th, UNLV, Preseason Nov. 1982 to Feb. 15, 1983
 20th, Kentucky, Dec. 31, 2002 to March 18, 2003
 19th, Indiana, Dec. 16, 1952 to March 3, 1953
 19th, Houston, Jan. 4 to March 1, 1983
 19th, Connecticut, Preseason Nov. 1994 to Feb. 13, 1995
 18th, North Carolina, Jan. 4 to Feb. 1, 1983
 18th, Duke, Nov. 16, 1999 to March 14, 2000
 17th, San Francisco, Dec. 21, 1954 to Feb. 8, 1955
 17th, Arizona, Preseason Nov. to Dec. 22, 1987
 17th, Oklahoma, Nov. 27, 1989 to March 6, 1990
 17th, UCLA, Jan. 24 to March 17, 1994
 17th, St. Joseph's, Preseason Nov. 2003 to March 9, 2004

Lowest Ranking to Drop from No. 1 during the Season

(does not include 1962-69 when only 10 ranked)

NR, St. John's (N.Y.), Dec. 18, 1951 to Jan. 15, 1952 (only 20 ranked)
 NR, Duke, Jan. 8 to Feb. 26, 1980 (only 20 ranked)
 NR, Alabama, Dec. 31, 2002 to Feb. 11, 2003
 NR, Florida, Dec. 9, 2003 to Feb. 17, 2004
 24th, Connecticut, Preseason Nov. 1999 to Feb. 29, 2000
 21st, Arizona, Nov. 21, 2000 to Jan. 9, 2001
 21st, Kansas, Dec. 2, 2003 to Feb. 17, 2004
 20th, Indiana, Dec. 11, 1979 to Feb. 5, 1980
 17th, Memphis, Jan. 11 to March 1, 1983
 17th, Syracuse, Preseason Nov. 1987 to Jan. 26, 1988

Most Teams at No. 1 in One Season

7, 1983 (Houston, Indiana, Memphis, UNLV, North Carolina, UCLA and Virginia)
 6, 1993 (Duke, Indiana, Kansas, Kentucky, Michigan and North Carolina)
 6, 1994 (Arkansas, Duke, Kansas, Kentucky, North Carolina and UCLA)

6, 1995 (Arkansas, Connecticut, Kansas, Massachusetts, North Carolina and UCLA)
 6, 2004 (Connecticut, Duke, Florida, Kansas, St. Joseph's and Stanford)
 5, 1979 (Duke, Indiana, Michigan St., Notre Dame and UCLA)
 5, 1990 (Kansas, Missouri, UNLV, Oklahoma and Syracuse)
 5, 2001 (Arizona, Duke, Michigan St., North Carolina and Stanford)
 5, 2003 (Alabama, Arizona, Duke, Florida and Kentucky)
 4, eight tied

Most Consecutive Weeks with a Different No. 1

7, Jan. 3 to Feb. 14, 1994 (in order: Arkansas, North Carolina, Kansas, UCLA, Duke, North Carolina and Arkansas)
 5, Jan. 17 to Feb. 14, 1989 (in order: Duke, Illinois, Oklahoma, Arizona and Oklahoma)
 5, Feb. 6 to March 6, 1990 (in order: Missouri, Kansas, Missouri, Kansas and Oklahoma)
 5, Jan. 30 to Feb. 27, 1995 (in order: Massachusetts, North Carolina, Connecticut, Kansas and UCLA)
 4, Dec. 11, 1951 to Jan. 2, 1952 [in order: Kentucky, St. John's (N.Y.), Kentucky and Kansas]
 4, Feb. 17 to March 10, 1970 (in order: UCLA, Kentucky, UCLA and Kentucky)
 4, Feb. 7 to Feb. 28, 1978 (in order: Kentucky, Arkansas, Marquette and Kentucky)
 4, Feb. 6 to Feb. 27, 1979 (in order: Notre Dame, Indiana St., UCLA and Indiana St.)
 4, Jan. 13 to Feb. 3, 1987 (in order: UNLV, Iowa, North Carolina and UNLV)
 4, Nov. 25 to Dec. 16, 2003 (in order: Connecticut, Kansas, Florida and Connecticut)

Most Times No. 1 Defeated in a Season

10, 1993-94
 9, 2003-04
 8, 1978-79
 8, 1982-83
 8, 1989-90
 7, 1987-88
 7, 1988-89
 7, 1992-93
 7, 1997-98
 7, 1999-2000
 7, 2002-03

Largest Point Margin in Defeating No. 1

41, No. 2 Kentucky (81) vs. No. 1 St. John's (N.Y.), Lexington, KY, Dec. 17, 1951
 32, No. 2 UCLA (101) vs. No. 1 Houston (69), Los Angeles (NSF), March 22, 1968
 24, No. 3 Massachusetts (104) vs. No. 1 Arkansas (80), Springfield, MA, Nov. 25, 1994
 24, No. 2 North Carolina (97) vs. No. 1 Duke (73), Chapel Hill, NC, Feb. 5, 1998
 23, No. 15 Villanova (96) vs. No. 1 Connecticut (73), Storrs, CT, Feb. 18, 1995
 22, Tied No. 5 Oklahoma (100) vs. No. 1 Kansas (78), Norman, OK, Feb. 27, 1990
 20, No. 5 Arizona St. (87) vs. No. 1 Oregon St. (67), Corvallis, OR, March 7, 1981
 20, No. 13 North Carolina (91) vs. No. 1 Duke (71), Durham, NC, Jan. 18, 1989
 20, No. 17 Georgia Tech (89) vs. No. 1 North Carolina (69), Atlanta, Jan. 12, 1994
 20, NR Xavier (87) vs. No. 1 St. Joseph's (67), Dayton, OH, March 11, 2004

Largest Point Margin for an Unranked Opponent Defeating No. 1

20, Xavier (87) vs. St. Joseph's (67), Dayton, OH, March 11, 2004
 19, Wisconsin (86) vs. Ohio St. (67), Madison, WI, March 3, 1962
 19, Villanova (93) vs. Syracuse (74), Greensboro, NC, Jan. 6, 1990
 18, Maryland (69) vs. North Carolina (51), College Park, MD, Feb. 21, 1959
 16, Alabama (78) vs. Kentucky (62), Tuscaloosa, AL, Jan. 23, 1978
 16, Nebraska (67) vs. Missouri (51), Columbia, MO, Feb. 6, 1982
 16, Georgia Tech (77) vs. Connecticut (61), New York, Nov. 26, 2003
 15, Vanderbilt (101) vs. Kentucky (86), Nashville, TN, Jan. 13, 1993
 15, Long Beach St. (64) vs. Kansas (49), Lawrence, KS, Jan. 25, 1993
 15, California (85) vs. UCLA (70), Oakland, CA, Jan. 30, 1994

Most Weeks at No. 1 - All-Time

(Complete List)

128, UCLA, 1964-95
 96, Duke, 1966-2004
 84, North Carolina, 1957-2001
 80, Kentucky, 1949-2003
 45, Cincinnati, 1959-2000
 44, Indiana, 1953-93
 40, Kansas, 1952-2004

32, UNLV, 1983-91
 29, Arizona, 1988-2003
 28, San Francisco, 1955-77
 27, Ohio St., 1961-62
 21, Michigan, 1965-93
 19, Connecticut, 1995-2004
 16, Kansas St., 1952-59
 16, Stanford, 2000-04
 15, DePaul, 1980-81
 15, Massachusetts, 1995-96
 13, North Carolina St., 1975
 12, Arkansas, 1978-95
 12, Georgetown, 1985
 12, Virginia, 1981-83
 11, Houston, 1968-83
 8, St. John's (N.Y.), 1950-85
 8, West Virginia, 1958
 7, Syracuse, 1988-90
 6, Missouri, 1982-90
 6, Seton Hall, 1953
 6, Temple, 1988
 5, Bradley, 1950-51
 5, Holy Cross, 1950
 5, Notre Dame, 1974-79
 5, Oklahoma, 1989-90
 5, Oregon St., 1981
 4, Indiana St., 1979
 4, La Salle, 1953-55
 4, Loyola (Ill.), 1964
 4, Michigan St., 1979-2001
 3, Marquette, 1971-78
 2, Alabama, 2003
 2, Duquesne, 1954
 2, Florida, 2003-04
 2, Illinois, 1952-89
 2, St. Louis, 1949
 1, Georgia Tech, 1986
 1, Iowa, 1987
 1, Memphis, 1983
 1, Oklahoma St., 1951
 1, St. Joseph's, 2004
 1, South Carolina, 1970
 1, Wichita St., 1965

Most Times Defeating No. 1

(Complete List)

10, UCLA, 1965-2003
 10, North Carolina, 1959-2004
 9, Maryland, 1959-2004
 8, Duke, 1958-97
 8, Georgia Tech, 1955-2004
 7, Notre Dame, 1971-87
 7, Oklahoma, 1951-2002
 6, Kentucky, 1951-2003
 6, Ohio St., 1965-93
 5, Cincinnati, 1954-98
 5, Indiana, 1984-2002
 5, Kansas, 1953-94
 5, North Carolina St., 1983-2004
 5, St. John's (N.Y.), 1951-85
 5, Vanderbilt, 1951-93
 4, Alabama, 1978-2004
 4, Arizona, 1987-2001
 4, Missouri, 1989-97
 4, Stanford, 1988-2003
 4, Villanova, 1983-95
 4, Wake Forest, 1975-92
 3, DePaul, 1950-52
 3, Louisville, 1953-2004
 3, Massachusetts, 1993-95
 3, Minnesota, 1951-89
 3, Nebraska, 1958-82
 3, St. Louis, 1951-2000

3, Utah, 1954-2002
 3, West Virginia, 1957-83
 3, Xavier, 1996-2004
 2, California, 1960-94
 2, CCNY, 1950
 2, Clemson, 1980-2001
 2, Dayton, 1953-54
 2, George Washington, 1995-96
 2, Georgetown, 1963-85
 2, Houston, 1968-78
 2, Iowa, 1965-99
 2, Kansas St., 1990-94
 2, Loyola (Ill.), 1949-63
 2, LSU, 1978-2002
 2, Michigan, 1964-97
 2, Mississippi St., 1959-96
 2, Oklahoma St., 1949-89
 2, Oregon, 1970-74
 2, Oregon St., 1953-74
 2, Purdue, 1979-2000
 2, Southern California, 1969-70
 2, Syracuse, 1985-99
 2, Temple, 1995-2000
 2, Washington, 1979-2004
 1, Arizona St., 1981
 1, Arkansas, 1984
 1, Auburn, 1988
 1, Boston College, 1994
 1, Bradley, 1960
 1, Cal St. Fullerton, 1983
 1, Chaminade, 1982
 1, Charlotte, 1977
 1, Connecticut, 1999
 1, Detroit, 1951
 1, Florida, 2000
 1, Florida St., 2002
 1, Illinois, 1979
 1, Iowa St., 1957
 1, Jacksonville, 1970
 1, Long Beach St., 1993
 1, Manhattan, 1958
 1, Marquette, 2003
 1, Michigan St., 1979
 1, New Mexico, 1988
 1, Old Dominion, 1981
 1, Providence, 1976
 1, St. Joseph's, 1981
 1, Tennessee, 1969
 1, Texas, 1980
 1, UNLV, 1989
 1, UTEP, 1966
 1, Virginia, 1986
 1, Virginia Tech, 1983
 1, Wichita St., 1963
 1, Wisconsin, 1962

Notes About No. 1

No. 1 has been defeated 225 times.

No. 1 has been defeated nine times in overtime.

No. 1 has been defeated 32 times by one point.

No. 1 has been defeated 115 times by a non-ranked opponent.

Chaminade is the only non-Division I team to upset the nation's top team. It happened in Honolulu on December 24, 1982, when Chaminade defeated No. 1 Virginia, 77-72.

California, CCNY, Louisville, Maryland, UTEP and Villanova have never been ranked No. 1 despite winning the NCAA championship.

The following men's and women's programs from the same school have been ranked No. 1 at the same time:

Connecticut, Feb. 13, 1995

Connecticut, Nov. 30, 1998

Duke, Jan. 7-14, 2003

Connecticut, Preseason 2003 to Nov. 25, 2003

No. 1 vs. No. 2

Date	No. 1, Score	W-L	No. 2, Score	Site
Mar. 26, 1949	Kentucky 46	W	Oklahoma St. 36	Seattle (CH)
Dec. 17, 1951	St. John's (N.Y.) 40	L	Kentucky 81	Lexington, KY
Dec. 21, 1954	Kentucky 70	W	Utah 65	Lexington, KY
Mar. 23, 1957	North Carolina 54	W	Kansas 53	Kansas City, MO (CH)
Mar. 18, 1960	Cincinnati 69	L	California 77	San Francisco (NSF)
Mar. 25, 1961	Ohio St. 65	L (ot)	Cincinnati 70	Kansas City, MO (CH)
Mar. 24, 1962	Ohio St. 59	L	Cincinnati 71	Louisville, KY (CH)
Dec. 14, 1964	Wichita St. 85	L	Michigan 87	Detroit
Mar. 20, 1965	Michigan 80	L	UCLA 91	Portland, OR (CH)
Mar. 18, 1966	Kentucky 83	W	Duke 79	College Park, MD (NSF)
Jan. 20, 1968	UCLA 69	L	Houston 71	Houston
Mar. 22, 1968	Houston 69	L	UCLA 101	Los Angeles (NSF)
Dec. 15, 1973	UCLA 84	W	North Carolina St. 66	St. Louis
Jan. 19, 1974	UCLA 70	L	Notre Dame 71	South Bend, IN
Jan. 26, 1974	Notre Dame 75	L	UCLA 94	Los Angeles
Mar. 25, 1974	North Carolina St. 80	W	UCLA 77	Greensboro, NC (NSF)
Mar. 31, 1975	UCLA 92	W	Kentucky 85	San Diego (CH)
Nov. 29, 1975	Indiana 84	W	UCLA 64	St. Louis
Mar. 22, 1976	Indiana 65	W	Marquette 56	Baton Rouge, LA
Dec. 26, 1981	North Carolina 82	W	Kentucky 69	East Rutherford, NJ
Jan. 9, 1982	North Carolina 65	W	Virginia 60	Chapel Hill, NC
April 2, 1983	Houston 94	W	Louisville 81	Albuquerque, NM (NSF)
Dec. 15, 1984	Georgetown 77	W	DePaul 57	Landover, MD
Jan. 26, 1985	Georgetown 65	L	St. John's (N.Y.) 66	Washington, DC
Feb. 27, 1985	St. John's (N.Y.) 69	L	Georgetown 85	New York
Mar. 9, 1985	Georgetown 92	W	St. John's (N.Y.) 80	New York
Feb. 4, 1986	North Carolina 78	W (ot)	Georgia Tech 77	Atlanta
Mar. 29, 1986	Duke 71	W	Kansas 67	Dallas (NSF)
Feb. 13, 1990	Kansas 71	L	Missouri 77	Lawrence, KS
Mar. 10, 1990	Oklahoma 95	W	Kansas 77	Kansas City, MO
Feb. 10, 1991	UNLV 112	W	Arkansas 105	Fayetteville, AR
Feb. 3, 1994	Duke 78	L	North Carolina 89	Chapel Hill, NC
Mar. 30, 1996	Massachusetts 74	L	Kentucky 81	East Rutherford, NJ (NSF)
Feb. 5, 1998	Duke 73	L	North Carolina 97	Chapel Hill, NC

Schools Defeating No. 1

Date	Rank	School	No. 1 Team	Score	Site
Jan. 20, 1949	3	Oklahoma St.	St. Louis	29-27	Stillwater, OK
Mar. 14, 1949	16	Loyola (Ill.)	Kentucky	67-56	New York
Jan. 17, 1950	NR	DePaul	St. John's (N.Y.)	74-68	New York
Mar. 18, 1950	NR	CCNY	Bradley	69-61	New York
Mar. 28, 1950	NR	CCNY	Bradley	71-68	New York (CH)
Dec. 29, 1950	NR	St. Louis	Kentucky	43-42	New Orleans
Jan. 11, 1951	11	St. John's (N.Y.)	Bradley	68-59	New York
Jan. 15, 1951	NR	Detroit	Bradley	70-65	Peoria, IL
Jan. 20, 1951	NR	Oklahoma	Oklahoma St.	44-40	Norman, OK
Mar. 3, 1951	NR	Vanderbilt	Kentucky	61-57	Louisville, KY
Dec. 13, 1951	NR	Minnesota	Kentucky	61-57	Minneapolis
Dec. 17, 1951	2	Kentucky	St. John's (N.Y.)	81-40	Lexington, KY
Dec. 29, 1951	12	St. Louis	Kentucky	61-60	New Orleans
Jan. 28, 1952	NR	DePaul	Illinois	69-65	Chicago
Mar. 22, 1952	10	St. John's (N.Y.)	Kentucky	64-57	Raleigh, NC (RF)
Dec. 27, 1952	NR	DePaul	La Salle	63-61	Chicago
Jan. 17, 1953	15	Kansas	Kansas St.	80-66	Lawrence, KS
Mar. 1, 1953	NR	Dayton	Seton Hall	70-65	Dayton, OH
Mar. 2, 1953	18	Louisville	Seton Hall	73-67	Louisville, KY
Mar. 7, 1953	NR	Minnesota	Indiana	65-63	Minneapolis
Dec. 22, 1953	12	Oregon St.	Indiana	67-51	Eugene, OR
Feb. 25, 1954	NR	Cincinnati	Duquesne	66-52	Cincinnati
Feb. 27, 1954	16	Dayton	Duquesne	64-54	Dayton, OH
Dec. 18, 1954	15	Utah	La Salle	79-69	New York
Jan. 8, 1955	NR	Georgia Tech	Kentucky	59-58	Lexington, KY
Jan. 31, 1955	NR	Georgia Tech	Kentucky	65-59	Atlanta
Jan. 14, 1957	9	Iowa St.	Kansas	39-37	Ames, IA
Dec. 21, 1957	8	West Virginia	North Carolina	75-64	Lexington, KY
Jan. 27, 1958	NR	Duke	West Virginia	72-68	Durham, NC
Mar. 3, 1958	NR	Nebraska	Kansas St.	55-48	Lincoln, NE
Mar. 8, 1958	10	Kansas	Kansas St.	61-44	Manhattan, KS
Mar. 11, 1958	NR	Manhattan	West Virginia	89-84	New York
Jan. 6, 1959	NR	Vanderbilt	Kentucky	75-66	Nashville, TN
Jan. 14, 1959	3	North Carolina	North Carolina St.	72-68	Raleigh, NC
Feb. 9, 1959	10	Mississippi St.	Kentucky	66-58	Mississippi State, MS
Feb. 21, 1959	NR	Maryland	North Carolina	69-51	College Park, MD
Mar. 14, 1959	5	Cincinnati	Kansas St.	85-75	Lawrence, KS (RF)
Jan. 16, 1960	4	Bradley	Cincinnati	91-90	Peoria, IL
Mar. 18, 1960	2	California	Cincinnati	77-69	San Francisco (NSF)
Mar. 25, 1961	2	Cincinnati	Ohio St.	70-65 (ot)	Kansas City, MO (CH)
Mar. 3, 1962	NR	Wisconsin	Ohio St.	86-67	Madison, WI
Mar. 24, 1962	2	Cincinnati	Ohio St.	71-59	Louisville, KY (CH)
Feb. 16, 1963	NR	Wichita St.	Cincinnati	65-64	Wichita, KS




Photo by Seattle Times

Top-ranked Kentucky (in dark jerseys) defeated second-ranked Oklahoma State, 46-36, in the 1949 Final Four championship. The game marked the first time two top-ranked teams met in the Final Four championship.





Photo by Rich Clarkson/NCAA Photos

Cincinnati center Paul Hogue (22) tips in a basket during the 1961 NCAA Final Four championship game versus Ohio State. Second-ranked Cincinnati defeated No. 1-ranked Ohio State in overtime, 70-65, to win the championship.



Photo by Rich Clarkson/NCAA Photos

Michigan's Cazzie Russell (22) and UCLA forward/guard Ken Washington (23) battle for a rebound during the 1965 Final Four held in Portland, Oregon. Second-ranked UCLA defeated top-ranked Michigan 91-80 for the title.



Rich Clarkson/NCAA Photos

Houston's Akeem Olajuwon (34) fights for the ball from North Carolina State's Thurl Bailey (41) during the 1983 NCAA Final Four championship game in Albuquerque, New Mexico. Olajuwon was named most outstanding player for the tournament despite Houston's loss to North Carolina State. Olajuwon had 40 rebounds and 41 points in the tournament. Sixteenth-ranked North Carolina State defeated top-ranked Houston 54-52 to win the title.


Date	Rank	School	No. 1 Team	Score	Site
Mar. 23, 1963	3	Loyola (Ill.)	Cincinnati	60-58	Louisville, KY
Dec. 28, 1963	NR	Georgetown	Loyola (Ill.)	69-58	Philadelphia
Jan. 4, 1964	NR	Georgia Tech	Kentucky	76-67	Atlanta
Jan. 6, 1964	6	Vanderbilt	Kentucky	85-83	Nashville, TN
Dec. 12, 1964	NR	Nebraska	Michigan	74-73	Lincoln, NE
Dec. 14, 1964	2	Michigan	Wichita St.	87-85	Detroit
Jan. 2, 1965	NR	St. John's (N.Y.)	Michigan	75-74	New York
Jan. 29, 1965	NR	Iowa	UCLA	87-82	Chicago
Mar. 8, 1965	NR	Ohio St.	Michigan	93-85	Columbus, OH
Mar. 20, 1965	2	UCLA	Michigan	91-80	Portland, OR (CH)
Dec. 10, 1965	6	Duke	UCLA	82-66	Durham, NC
Dec. 11, 1965	6	Duke	UCLA	94-75	Charlotte, NC
Feb. 7, 1966	NR	West Virginia	Duke	94-90	Morgantown, WV
Mar. 19, 1966	3	UTEP	Kentucky	72-65	College Park, MD (CH)
Jan. 20, 1968	2	Houston	UCLA	71-69	Houston
Mar. 22, 1968	2	UCLA	Houston	101-69	Los Angeles (NSF)
Mar. 23, 1968	NR	Ohio St.	Houston	89-85	Los Angeles (N3rd)
Mar. 8, 1969	NR	Southern California	UCLA	46-44	Los Angeles
Dec. 6, 1969	NR	Tennessee	South Carolina	55-54	Columbia, SC
Feb. 21, 1970	NR	Oregon	UCLA	78-65	Eugene, OR
Mar. 6, 1970	NR	Southern California	UCLA	87-86	Los Angeles
Mar. 14, 1970	4	Jacksonville	Kentucky	106-100	Columbus, OH (RF)
Jan. 23, 1971	9	Notre Dame	UCLA	89-82	South Bend, IN
Jan. 19, 1974	2	North Dame	UCLA	71-70	South Bend, IN
Jan. 26, 1974	2	UCLA	Notre Dame	94-75	Los Angeles
Feb. 15, 1974	NR	Oregon St.	UCLA	61-57	Corvallis, OR
Feb. 16, 1974	NR	Oregon	UCLA	56-51	Eugene, OR
Jan. 3, 1975	NR	Wake Forest	North Carolina St.	83-78	Greensboro, NC
Mar. 22, 1975	5	Kentucky	Indiana	92-90	Dayton, OH (RF)
Dec. 29, 1976	NR	Providence	Michigan	82-81 (2ot)	Providence, RI
Mar. 1, 1977		Notre Dame	San Francisco	93-82	South Bend, IN
Mar. 19, 1977	17	Charlotte	Michigan	75-68	Lexington, KY (RF)
Jan. 23, 1978	NR	Alabama	Kentucky	78-62	Tuscaloosa, AL
Feb. 11, 1978	NR	LSU	Kentucky	95-94	Baton Rouge, LA
Feb. 18, 1978	NR	Houston	Arkansas	84-75	Houston
Feb. 26, 1978	9	Notre Dame	Marquette	65-59	South Bend, IN
Dec. 29, 1978	NR	Ohio St.	Duke	90-84	New York
Dec. 30, 1978	NR	St. John's (N.Y.)	Duke	69-66	New York
Jan. 11, 1979	4	Illinois	Michigan St.	57-55	Champaign, IL
Jan. 13, 1979		Purdue	Michigan St.	52-50	West Lafayette, IN
Jan. 27, 1979	NR	Maryland	Notre Dame	67-66	College Park, MD
Feb. 11, 1979	4	UCLA	Notre Dame	56-52	South Bend, IN
Feb. 22, 1979	NR	Washington	UCLA	69-68	Seattle
Mar. 26, 1979	3	Michigan St.	Indiana St.	75-64	Salt Lake City
Dec. 18, 1979	5	Kentucky	Indiana	69-58	Lexington, KY
Jan. 9, 1980	18	Clemson	Duke	87-82	Clemson, SC
Jan. 12, 1980	15	North Carolina	Duke	82-67	Durham, NC
Feb. 27, 1980	14	Notre Dame	DePaul	76-74	South Bend, IN
Mar. 9, 1980	NR	UCLA	DePaul	77-71	Tempe, AZ (2nd)
Dec. 13, 1980	NR	Texas	DePaul	65-63	Austin, TX
Jan. 10, 1981	NR	Old Dominion	DePaul	63-62	Chicago
Feb. 22, 1981	11	Notre Dame	Virginia	57-56	Chicago
Mar. 7, 1981	5	Arizona St.	Oregon St.	87-67	Corvallis, OR
Mar. 14, 1981	NR	St. Joseph's	DePaul	49-48	Dayton, OH (1st)
Jan. 21, 1982	NR	Wake Forest	North Carolina	55-48	Chapel Hill, NC
Feb. 6, 1982	NR	Nebraska	Missouri	67-51	Columbia, MO
Feb. 27, 1982	NR	Maryland	Virginia	47-46 (ot)	College Park, MD
Dec. 24, 1982	NR	Chaminade	Virginia	77-72	Honolulu
Jan. 8, 1983	NR	Indiana	Ohio St.	70-67	Columbus, OH
Jan. 10, 1983	NR	Virginia Tech	Memphis	64-56	Blacksburg, VA
Jan. 28, 1983	NR	Alabama	UCLA	70-67	Los Angeles
Feb. 13, 1983	12	Villanova	North Carolina	56-53	Chapel Hill, NC
Feb. 24, 1983	NR	Cal St. Fullerton	UNLV	86-78	Fullerton, CA
Feb. 27, 1983	NR	West Virginia	UNLV	87-78	Morgantown, WV
Apr. 4, 1983	16	North Carolina St.	Houston	54-52	Albuquerque, NM (CH)
Feb. 12, 1984	NR	Arkansas	North Carolina	65-64	Pine Bluff, NC
Mar. 10, 1984	16	Duke	North Carolina	77-75	Greensboro, NC
Mar. 22, 1984	NR	Indiana	North Carolina	72-68	Atlanta (RSF)
Jan. 26, 1985	2	St. John's (N.Y.)	Georgetown	66-65	Washington, DC
Jan. 28, 1985	11	Syracuse	Georgetown	65-63	Syracuse, NY
Feb. 27, 1985	2	Georgetown	St. John's (N.Y.)	85-69	New York
Apr. 1, 1985	NR	Villanova	Georgetown	66-64	Lexington, KY
Jan. 30, 1986	NR	Virginia	North Carolina	86-73	Charlottesville, VA
Feb. 20, 1986	NR	Maryland	North Carolina	77-72	Chapel Hill, NC
Feb. 23, 1986	20	North Carolina St.	North Carolina	76-65	Raleigh, NC
Mar. 31, 1986	7	Louisville	Duke	72-69	Dallas (CH)
Dec. 1, 1986	NR	UCLA	North Carolina	89-84	Los Angeles
Jan. 17, 1987	16	Oklahoma	UNLV	89-88	Norman, OK
Jan. 24, 1987	NR	Ohio St.	Iowa	80-76	Iowa City, IA
Feb. 1, 1987	NR	Notre Dame	North Carolina	60-58	South Bend, IN
Mar. 28, 1987	3	Indiana	UNLV	97-93	New Orleans (NSF)
Nov. 21, 1987	3	North Carolina	Syracuse	96-93	Springfield, MA

Date	Rank	School	No. 1 Team	Score	Site
Nov. 30, 1987	17	Arizona	Syracuse	80-69	Anchorage, AK
Dec. 5, 1987	NR	Vanderbilt	North Carolina	78-76	Nashville, TN
Jan. 2, 1988	NR	New Mexico	Arizona	61-59	Albuquerque, NM
Jan. 9, 1988	NR	Auburn	Kentucky	53-52	Lexington, KY
Feb. 4, 1988	NR	Stanford	Arizona	82-74	Palo Alto, CA
Mar. 26, 1988	5	Duke	Temple	63-53	East Rutherford, NJ (RF)
Jan. 18, 1989	13	North Carolina	Duke	91-71	Durham, NC
Jan. 21, 1989	NR	Wake Forest	Duke	75-71	Winston-Salem, NC
Jan. 26, 1989	NR	Minnesota	Illinois	69-62	Minneapolis
Feb. 4, 1989	NR	Oklahoma St.	Oklahoma	77-73	Stillwater, OK
Feb. 12, 1989	5	Oklahoma	Arizona	82-80	Norman, OK
Feb. 25, 1989	7	Missouri	Oklahoma	97-84	Columbia, MO
Mar. 23, 1989	15	UNLV	Arizona	68-67	Denver (RSF)
Nov. 22, 1989	NR	Kansas	UNLV	91-77	New York
Jan. 6, 1990	NR	Villanova	Syracuse	93-74	Greensboro, NC
Jan. 20, 1990	4	Missouri	Kansas	95-87	Columbia, MO
Feb. 8, 1990	NR	Kansas St.	Missouri	65-58	Manhattan, KS
Feb. 13, 1990	2	Missouri	Kansas	77-71	Lawrence, KS
Feb. 25, 1990	10	Oklahoma	Missouri	107-90	Norman, OK
Feb. 27, 1990	T5	Oklahoma	Kansas	100-78	Norman, OK
Mar. 17, 1990	NR	North Carolina	Oklahoma	79-77	Austin, TX (2nd)
Mar. 30, 1991	6	Duke	UNLV	79-77	Indianapolis (NSF)
Feb. 5, 1992	9	North Carolina	Duke	75-73	Chapel Hill, NC
Feb. 23, 1992	NR	Wake Forest	Duke	72-68	Winston-Salem, NC
Dec. 5, 1992	4	Duke	Michigan	79-68	Durham, NC
Jan. 10, 1993	10	Georgia Tech	Duke	80-79	Atlanta
Jan. 13, 1993	NR	Vanderbilt	Kentucky	101-86	Nashville, TN
Jan. 25, 1993	NR	Long Beach St.	Kansas	64-49	Lawrence, KS
Feb. 23, 1993	NR	Ohio St.	Indiana	81-77 (ot)	Columbus, OH
Mar. 14, 1993	NR	Georgia Tech	North Carolina	77-75	Charlotte, NC
Mar. 27, 1993	9	Kansas	Indiana	83-77	St. Louis (RF)
Nov. 24, 1993	18	Massachusetts	North Carolina	91-86 (ot)	New York
Dec. 4, 1993	21	Indiana	Kentucky	96-84	Indianapolis
Jan. 8, 1994	NR	Alabama	Arkansas	66-64	Tuscaloosa, AL
Jan. 12, 1994	17	Georgia Tech	North Carolina	89-69	Atlanta
Jan. 17, 1994	NR	Kansas St.	Kansas	68-64	Lawrence, KS
Jan. 30, 1994	NR	California	UCLA	85-70	Oakland, CA
Feb. 3, 1994	2	North Carolina	Duke	89-78	Chapel Hill, NC
Feb. 12, 1994	NR	Georgia Tech	North Carolina	96-89	Chapel Hill, NC
Mar. 12, 1994	10	Kentucky	Arkansas	90-78	Memphis, TN
Mar. 20, 1994	NR	Boston College	North Carolina	75-72	Landover, MD (2nd)
Nov. 25, 1994	3	Massachusetts	Arkansas	104-80	Springfield, MA
Dec. 3, 1994	7	Kansas	Massachusetts	81-75	New York
Jan. 4, 1995	NR	North Carolina St.	North Carolina	80-70	Raleigh, NC
Feb. 4, 1995	NR	George Washington	Massachusetts	78-75	Washington, DC
Feb. 7, 1995	8	Maryland	North Carolina	86-73	College Park, MD
Feb. 18, 1995	15	Villanova	Connecticut	96-73	Storrs, CT
Feb. 20, 1995	25	Oklahoma	Kansas	76-73	Norman, OK
Nov. 28, 1995	5	Massachusetts	Kentucky	92-82	Auburn Hills, MI
Dec. 22, 1995	NR	Temple	Kansas	75-66	East Rutherford, NJ
Feb. 24, 1996	NR	George Washington	Massachusetts	86-76	Amherst, MA
Mar. 10, 1996	NR	Mississippi St.	Kentucky	84-73	New Orleans
Mar. 30, 1996	2	Kentucky	Massachusetts	81-74	East Rutherford, NJ (NSF)
Nov. 26, 1996	NR	Xavier	Cincinnati	71-69	Cincinnati
Feb. 4, 1997	NR	Missouri	Kansas	96-94	Columbia, MO
Mar. 21, 1997	15	Arizona	Kansas	85-82	Birmingham, AL (RSF)
Nov. 26, 1997	3	Duke	Arizona	95-87	Lahaina, HI
Dec. 13, 1997	NR	Michigan	Duke	81-73	Ann Arbor, MI
Jan. 14, 1998	NR	Maryland	North Carolina	89-83 (ot)	College Park, MD
Feb. 5, 1998	2	North Carolina	Duke	97-73	Chapel Hill, NC
Feb. 21, 1998	NR	North Carolina St.	North Carolina	86-72	Chapel Hill, NC
Mar. 8, 1998	4	North Carolina	Duke	83-68	Greensboro, NC
Mar. 28, 1998	7	Utah	North Carolina	65-59	San Antonio, TX (NSF)
Nov. 28, 1998	15	Cincinnati	Duke	77-75	Anchorage, AK
Feb. 1, 1999	17	Syracuse	Connecticut	59-42	Hartford, CT
Mar. 29, 1999	3	Connecticut	Duke	77-74	St. Petersburg, FL (CH)
Nov. 11, 1999	NR	Iowa	Connecticut	70-68	New York
Nov. 18, 1999	NR	Xavier	Cincinnati	66-64	Cincinnati
Jan. 8, 2000	5	Arizona	Stanford	68-65	Palo Alto, CA
Feb. 12, 2000	15	Temple	Cincinnati	77-69	Cincinnati
Mar. 4, 2000	NR	UCLA	Stanford	94-93 (ot)	Palo Alto, CA
Mar. 9, 2000	NR	St. Louis	Cincinnati	68-58	Memphis, TN
Mar. 24, 2000	11	Florida	Duke	87-78	Syracuse, NY (RSF)
Nov. 25, 2000	NR	Purdue	Arizona	72-69	Indianapolis
Dec. 21, 2000	3	Stanford	Duke	84-83	Oakland, CA
Jan. 7, 2001	NR	Indiana	Michigan St.	59-58	Bloomington, IN
Feb. 3, 2001	NR	UCLA	Stanford	79-73	Palo Alto, CA
Feb. 18, 2001	NR	Clemson	North Carolina	75-65	Clemson, SC
Mar. 8, 2001	8	Arizona	Stanford	76-75	Palo Alto, CA
Jan. 6, 2002	NR	Florida St.	Duke	77-76	Tallahasee, FL
Jan. 12, 2002	11	UCLA	Kansas	87-77	Los Angeles
Feb. 17, 2002	3	Maryland	Duke	87-73	College Park, MD



University of North Carolina guard Vince Carter (15) and Utah forward Britton Johnsen (31) during 1998 Final Four semifinal game in San Antonio, Texas. Seventh-ranked Utah defeated No. 1 North Carolina 65-59 to meet Kentucky in the final.

Photo by David Gonzales/NCAA Photos



University of Connecticut guard Richard Hamilton (32) shoots a jumper over Shane Battier (31) and Elton Brand of Duke at the 1999 Final Four held at Tropicana Field in St. Petersburg, Florida. Connecticut upset the No.1-ranked Blue Devils 77-74 for its first championship.

Photo by Rich Clarkson/NCAA Photos

	December		January				February				March	
	19	26	3	9	16	23	30	F	13	20	27	7
Cincinnati	17	17	17	-	16	15	16	11	15	18	-	17
Columbia	-	8	14	8	7	7	6	6	4	3	3	3
Cornell	19	18	14	-	-	-	-	-	-	-	-	-
Dayton	-	-	-	-	-	-	-	18	17	14	14	13
Duquesne	-	-	13	15	20	-	-	-	-	-	-	-
Illinois	-	20	-	14	14	16	14	16	11	10	6	5
Indiana	4	5	6	6	6	5	3	3	6	4	7	7
Kansas	11	10	20	17	-	-	17	20	-	-	-	-
Kansas St.	20	-	9	9	10	9	7	4	3	5	4	4
Kentucky	1	1	3	3	2	1	1	1	1	1	1	1
La Salle	-	16	-	19	-	17	-	-	-	-	-	-
Long Island	7	4	4	4	4	2	4	12	19	16	-	-
Louisville	-	-	-	-	-	-	17	14	-	-	-	-
Missouri	8	9	-	-	-	-	-	-	-	-	-	-
Murray St.	-	-	-	-	-	-	-	-	-	20	16	-
North Carolina St.	3	6	7	7	9	8	8	10	9	9	8	8
Notre Dame	14	-	-	-	-	-	-	-	-	-	-	-
Oklahoma	16	-	-	-	-	18	18	-	-	17	-	-
Oklahoma St.	5	3	2	2	1	3	2	2	2	2	2	2
Princeton	-	-	18	20	-	-	-	-	-	-	-	-
St. Bonaventure	-	-	-	-	17	-	-	-	-	-	-	-
St. John's (N.Y.)	13	12	11	11	5	6	9	7	7	8	9	9
St. Louis	-	-	5	5	8	10	10	8	5	6	10	10
Seattle	-	-	-	-	-	18	13	-	19	-	-	-
Siena	-	-	-	-	-	-	-	-	-	-	-	18
Southern California	-	-	-	13	19	12	13	15	13	13	18	19
Toledo	10	13	19	18	12	-	20	-	-	-	13	14
UCLA	9	-	-	-	-	-	19	-	-	-	17	-
Villanova	18	7	8	16	11	11	11	9	10	15	15	20
Washington	12	15	12	12	15	-	-	-	-	19	19	15
West Virginia	-	19	-	-	-	-	-	-	-	-	-	-
Wyoming	-	14	10	10	13	20	-	-	-	-	-	-

1951-52

	December			January				February				March	
	10	17	25	1	8	15	22	29	5	12	19	26	4
Dayton	-	-	-	-	20	19	16	14	11	11	11	11	11
DePaul	-	-	-	-	-	-	-	19	-	18	-	-	-
Duke	12	19	-	-	-	-	-	-	-	-	-	15	12
Duquesne	-	-	-	-	16	7	10	7	5	3	3	4	4
Eastern Ky.	19	-	-	-	-	-	-	-	-	-	-	-	-
Fordham	-	-	-	-	-	-	20	-	-	-	-	-	-
Holy Cross	17	-	-	-	20	11	17	-	19	17	17	13	-
Illinois	3	3	2	2	2	2	1	3	3	6	5	2	2
Indiana	11	6	5	5	4	14	20	13	18	20	-	-	-
Iowa	-	-	-	12	10	4	4	8	9	5	4	7	7
Kansas	8	7	4	1	1	1	2	4	6	9	7	8	8
Kansas St.	5	5	8	9	7	9	7	2	2	2	3	3	3
Kentucky	1	2	1	4	3	3	3	1	1	1	1	1	1
La Salle	9	12	17	13	-	15	18	-	19	-	20	-	-
Louisville	17	-	-	15	13	14	12	13	15	15	13	17	-
Michigan St.	-	-	-	20	19	-	-	-	-	-	-	-	-
Minnesota	-	15	-	-	-	-	-	-	-	-	-	-	-
Murray St.	-	18	16	-	-	-	-	-	-	-	-	-	-
North Carolina St.	10	9	19	17	-	17	-	-	-	-	-	-	-
Notre Dame	14	20	9	14	-	-	-	-	-	-	-	-	-
New York U.	20	11	6	6	13	-	-	-	-	-	-	-	-
Oklahoma St.	13	13	-	-	-	-	-	16	-	-	-	-	-
Oklahoma City	-	-	-	15	18	18	-	16	15	13	-	-	-
Penn St.	-	-	-	-	-	-	-	14	17	13	-	-	-
St. Bonaventure	-	-	-	10	8	6	5	5	4	4	10	12	15
St. John's (N.Y.)	2	1	7	8	12	-	15	15	10	10	8	9	10
St. Louis	4	4	12	7	5	5	8	6	7	7	9	5	5
Seattle	-	-	-	-	-	-	-	-	-	16	-	18	-
Seton Hall	7	10	10	11	9	12	13	11	17	12	14	14	14
Siena	-	-	-	17	11	19	18	-	16	18	20	-	-
Stanford	16	-	13	-	-	-	-	-	-	-	-	-	-
Texas St.	-	-	-	-	-	-	-	-	-	-	-	20	-
Syracuse	-	20	19	14	-	-	-	-	-	-	-	-	-
TCU	-	-	-	-	15	12	-	-	-	-	-	-	-
UCLA	-	-	16	-	-	-	-	-	-	-	-	19	-
Utah	-	15	18	-	-	17	-	-	-	-	-	-	-
Vanderbilt	18	-	-	-	-	-	-	-	-	-	-	-	-
Villanova	15	18	14	-	-	-	-	-	-	-	-	19	-
Washington	6	8	3	3	6	8	6	9	8	8	6	6	6
West Virginia	-	-	-	11	10	9	10	12	14	12	10	9	-
Western Ky.	-	16	11	-	-	-	-	20	-	-	-	18	-
Wyoming	-	14	-	-	-	-	-	-	-	19	16	16	-

1952-53

	December			January				February				March		
	16	23	30	6	13	20	27	3	10	17	24	3	10	24
California	18	-	-	20	-	14	-	14	19	19	-	-	-	-
Colorado	-	18	-	-	-	-	-	-	-	-	-	-	-	-
DePaul	-	-	14	-	-	10	-	7	7	14	15	-	-	19

	December			January				February				March		
	16	23	30	6	13	20	27	3	10	17	24	3	10	24
Duke	-	-	-	-	-	-	-	-	-	18	-	-	-	-
Duquesne	-	-	-	-	-	-	-	-	-	-	19	18	11	9
Eastern Ky.	-	-	-	-	-	18	15	-	-	-	20	17	-	-
Fordham	-	-	-	8	7	10	7	13	16	-	-	-	-	-
Georgetown	-	-	-	-	20	-	-	-	-	-	-	-	-	-
Holy Cross	8	4	6	14	17	-	-	17	-	-	-	20	-	13
Idaho	-	20	-	18	-	-	-	-	-	-	-	-	-	-
Illinois	3	2	4	4	4	6	6	6	5	5	10	10	13	11
Indiana	19	15	12	7	6	2	2	2	2	2	2	1	1	1
Kansas	20	-	-	-	15	9	14	18	14	10	5	6	5	3
Kansas St.	2	5	1	1	1	4	5	5	10	8	9	8	8	12
La Salle	1	1	3	3	3	5	4	4	4	4	4	2	3	6
LSU	10	8	17	11	14	14	11	10	8	6	6	5	7	5
Louisville	-	-	-	-	-	-	-	-	17	16	18	14	14	-
Manhattan	-	-	-	-	20	19	-	19	15	13	16	-	20	-
Miami (Ohio)	-	-	-	-	-	-	-	-	-	-	12	16	-	-
Minnesota	16	17	9	19	-	19	-	-	-	-	-	-	-	-
Murray St.	-	-	-	-	-	-	-	-	-	17	-	-	-	-
Navy	20	13	-	15	-	16	-	-	-	-	-	18	19	-
Niagara	-	-	-	-	-	-	-	20	17	-	-	-	-	-
North Carolina	-	-	-	-	-	18	-	12	-	-	-	-	-	-
North Carolina St.	6	6	11	9	8	8	12	15	12	15	13	12	18	18
Notre Dame	7	11	19	13	11	16	17	-	-	17	-	13	17	10
Oklahoma St.	5	9	7	5	9	7	8	9	6	7	7	7	6	8
Oklahoma City	13	19	16	-	18	17	-	16	13	12	11	11	10	-
St. Bonaventure	14	12	15	-	-	-	-	-	-	-	-	-	-	-
St. John's (N.Y.)	-	-	-	-	-	-	-	-	-	-	-	-	20	7
St. Louis	17	-	-	-	-	-	-	-	-	-	-	-	-	-
Santa Clara	-	-	-	-	-	-	-	-	-	-	-	-	-	16
Seattle	-	15	13	16	16	13	13	11	11	11	14	15	14	14
Seton Hall	4	3	2	2	2	1	1	1	1	1	1	3	4	2
Southern California	-	-	-	12	12	-	-	-	-	-	-	-	-	-
Southwest Mo. St.	-	-	-	-	-	-	-	-	-	-	-	-	-	20
Toledo	-	-	-	-	-	18	-	-	-	-	-	-	-	-
Tulsa	15	14	8	17	13	11	20	-	19	-	-	-	-	-
UCLA	12	20	-	-	19	-	-	-	-	-	-	-	-	-
Villanova	-	-	-	-	-	-	-	-	-	19	-	-	-	-
Wake Forest	-	-	-	-	-	-	-	-	-	-	-	-	12	15
Washington	9	7	5	6	5	3	3	3	3	3	3	4	2	4
Wayne St. (Mich.)	-	-	-	-	20	-	-	-	-	-	-	-	-	-
Western Ky.	11	10	10	10	10	12	9	8	9	9	8	9	9	17
Wyoming	-	-	-	-	-	-	-	-	-	-	-	-	16	-

1953-54

	December				January				February				March		
	8	15	22	29	5	12	19	26	2	9	16	23	2	9	23
Bradley	-	-	-	-	-	-	-	-	-	18	-	-	-	-	7
Brigham Young	-	-	-	19	-	-	-	-	-	-	-	-	-	-	-
California	17	15	-	-	-	15	14	15	14	-	-	-	-	-	-
Colorado A&M	-	-	-	-	18	-	-	-	-	19	18	-	19	-	-
Connecticut	-	-	-	-	-	-	18	-	-	-	-	-	19	-	-
Dayton	15	-	16	-	14	17	-	18	-	17	16	14	15	-	-
Duke	-														

	December 8 15 22 29	January 5 12 19 26	February 2 9 16 23	March 2 9 23
UCLA.....	- 17 13 14	- - - -	- - - 19	- - - -
Vanderbilt.....	- - 20 20	19 - - -	- - - -	- - - -
Western Ky.	11 10 6 7	5 5 4 4	4 5 4 4	3 4 8
Wichita St.	- - - -	- 11 11 16	14 18 15 14	12 20 -
Wisconsin.....	- - 18 -	- - - -	- - - -	- - - -
Wyoming.....	14 - - 20	- - - -	- - - -	- - - -

1954-55

	December 7 14 21 28	January 4 11 18 25	February 1 8 15 22	March 1 8
Alabama.....	- - 19 12	20 16 12 14	13 13 17 12	11 12
Auburn.....	- - - -	- 20 - -	- - - -	- - - -
Cincinnati.....	- - - -	- - - -	- 17 12 17	- - - -
Colorado.....	- - - -	- - - -	- - - -	- 15
Dayton.....	7 5 6 4	10 12 18 15	15 16 13 11	10 9
Duke.....	17 - - 18	17 - - -	- - - -	- - - -
Duquesne.....	3 9 9 8	2 3 5 4	4 4 4 4	8 6
George Washington	- 11 8 9	6 8 9 6	7 6 5 10	13 14
Holy Cross.....	5 19 - -	- - 16 13	14 - - -	- - - -
Illinois.....	14 3 3 6	12 7 7 10	10 10 14 13	17 18
Indiana.....	6 7 - -	- - - -	- - - -	- - - -
Iowa.....	4 13 20 19	14 19 19 19	- 15 15 16	12 5
Kansas.....	- - 20 16	- - - -	- - - -	- - - -
Kentucky.....	2 2 1 1	1 1 1 1	1 2 2 2	2 2
La Salle.....	1 1 4 3	4 4 4 5	3 3 3 3	3 3
Louisville.....	- 12 14 13	16 20 - -	- - - -	- - - -
Marquette.....	- - - -	- - 15 11	9 9 6 5	4 8
Maryland.....	- - - -	11 11 6 8	12 11 11 17	18 -
Memphis.....	- - - -	- - - -	- - 15	19 -
Minnesota.....	- - - 11	13 14 14	11 12 8 7	6 11
Missouri.....	- 6 7 -	9 6 8 12	17 14 - 20	20 -
Niagara.....	8 10 10 10	15 15 20 20	16 - - -	- - - -
North Carolina St.	10 4 5 2	3 2 2 3	6 7 7 6	5 4
Northwestern.....	- - - -	- - 16	- - - -	- - - -
Notre Dame.....	9 20 - -	20 - - -	- - - -	- - - -
Ohio St.....	- 14 11 20	- - - -	- - - -	- - - -
Oklahoma St.....	11 - - -	- - - -	- - - -	- - - -
Oregon St.....	- - - -	- - - -	19 18 16	14 10
Penn St.....	19 - - -	- - - -	- - - -	- - - -
Pennsylvania.....	- - 16 17	19 - - -	- - - -	- - - -
Purdue.....	- - - -	- 17 - -	- - - -	- - - -
Richmond.....	- - - -	- 13 13 17	- - - -	- - - -
St. John's (N.Y.).....	- 16 - -	- - - -	- - - -	- - - -
St. Louis.....	12 - - -	- - - -	- - - -	- 20
San Francisco.....	- - 17 5	5 5 3 2	2 1 1 1	1 1
Seton Hall.....	- - - -	- 20 - -	- - - -	- - - -
Southern California...	- - 13 14	- 18 - -	- - - -	- - - -
Tennessee.....	- - - -	- - - -	- - 18	- - - -
TCU.....	- - - -	- - 20	- - - -	- - - -
Tulsa.....	- - - -	- - - -	- - 19 19	15 16
UCLA.....	13 8 17 15	7 10 10 9	8 8 9 9	9 13
Utah.....	16 15 2 7	8 9 10 7	5 5 10 8	7 7
Vanderbilt.....	- - - -	- - 17 18	20 20 20 14	16 17
Villanova.....	- - - -	17 - - -	17 19 - -	- - - -
Wake Forest.....	17 17 - -	- - - -	- - - -	- - - -
West Virginia.....	- - 12 -	- - - -	- - - -	- 19
Western Ky.....	20 - - -	- - - -	- - - -	- - - -
Wichita St.....	15 17 14 -	- - - -	- - - -	- - - -

1955-56

	December 6 13 20 27	January 3 10 17 24 31	February 7 14 21 28	March 6
Alabama.....	6 5 16 19	17 19 13 12 12	10 8 7 4	4
Brigham Young.....	10 8 5 20	- - - -	- - - -	- - - -
Cincinnati.....	- 14 - -	20 - - 14	20 - - -	- - - -
Dayton.....	7 7 4 2	3 2 2 2 2	2 2 4 3	3
Duke.....	- - 14 8	11 6 7 10 10	8 11 11 11	19
Duquesne.....	9 6 20 -	- - - -	- - - -	- - - -
George Washington.....	13 13 11 12	7 14 - - -	19 - 19 -	- - - -
Holy Cross.....	11 10 7 14	14 11 12 11 14	13 16 17 15	12
Houston.....	- - - -	- - - -	- 18 14 18	17
Illinois.....	8 - 17 9	9 8 6 5 6	6 3 2 2	7
Indiana.....	- 19 18 -	13 12 - - -	- - - -	- - - -
Iowa.....	4 4 10 6	- - 20 13 19	17 15 13 10	5
Iowa St.....	- - - -	8 15 - - -	- - 20 -	- - - -
Kansas.....	- 18 - -	- - - -	- - - -	- - - -
Kansas St.....	- - - -	- - - -	- - 17	- - - -
Kentucky.....	2 12 9 13	6 5 4 3 8	7 7 8 12	9
La Salle.....	18 - - -	- - - -	- - - -	- - - -
Louisville.....	- - - 11	- 13 10 9 5	5 4 3 6	6
Marquette.....	14 - 13 -	- - - -	- - - -	- - - -
Marshall.....	- - - -	- - - 18	- - - -	- - - -
Memphis.....	- - 18 -	12 17 15 19 16	- 19 - -	- - - -
Michigan St.....	- - 16	20 - - -	- - - -	- - - -
Minnesota.....	20 - - -	- - - -	- - - -	- - - -

	December 6 13 20 27	January 3 10 17 24 31	February 7 14 21 28	March 6
North Carolina.....	- 16 6 4	5 9 9 8 9	12 10 9 8	15
North Carolina St.	3 2 2 3	2 3 3 4 4	4 5 6 5	2
Ohio St.....	16 - - 15	10 7 11 - -	- - - -	- - - -
Oklahoma St.....	- - - -	- 20 - 20	- - - -	- - - -
Oklahoma City.....	12 20 15 10	- 16 14 16 15	14 14 18 16	16
Rice.....	- - - 17	18 - - -	- - - -	- - - -
St. Francis (N.Y.)....	- - - -	- - 15 13	16 13 16	- - - -
St. Louis.....	- 17 - -	- - 17 17 11	11 17 - 19	- - - -
San Francisco.....	1 1 1 1	1 1 1 1 1	1 1 1 1	1
Southern Methodist	- - - -	- - 19 18 17	15 12 12 9	8
Stanford.....	19 - - -	- - - -	- - - -	- - - -
Temple.....	- 11 12 17	16 10 8 6 7	9 9 10 14	13
Tulsa.....	- - - -	15 - - -	- - - -	- - - -
UCLA.....	16 - - -	- - 18 - 20	18 20 15 13	10
Utah.....	5 3 3 7	- 20 16 -	- - - -	20
Vanderbilt.....	- 9 8 5	4 4 5 7 3	3 6 5 7	11
Wake Forest.....	- - - -	- 18 - -	- - 20	18
West Virginia.....	14 15 - -	19 - - -	- - - -	14

1956-57

	December 11 18 26	January 2 8 15 22 29	February 5 12 19 26	March 5 12
Alabama.....	9 17 - -	- - - -	- - - -	- - - -
Bradley.....	- - - -	- - 12 10 10	8 5 5 7	13 19
California.....	- - - -	- - 19 19 15	19 12 15 -	14 13
Canisius.....	10 18 17	15 14 14 12	14 14 - -	- 20
Dayton.....	15 - - -	- - - -	- - - -	- - - -
Duke.....	- 13 9	- 15 16 15 19	- 17 16 -	- - - -
Idaho St.....	- - 20	- - - 17	20 - - 15	15 16
Illinois.....	7 5 6	5 10 8 9 7	15 16 - -	- - - -
Indiana.....	- - - -	- - - -	- 18 11 10	- - - -
Iowa St.....	17 14 14	7 7 9 3 8	9 9 16 17	17 -
Kansas.....	1 1 1	1 1 1 2 2	2 2 2 2	2 2
Kansas St.....	14 10 - -	- - - -	- 17 12 -	- - - -
Kentucky.....	3 7 3	3 3 4 5 4	3 3 3 3	3 3
Louisville.....	4 6 8	6 5 5 4 3	6 8 7 8	6 6
Manhattan.....	- - - -	13 - - -	- - - -	- - - -
Memphis.....	- - - -	20 - - -	16 - 20 19	19 12
Michigan St.....	- - - -	- - - -	- - - -	8 11
Minnesota.....	- - - -	- 19 - -	- - - -	- - - -
Mississippi St.....	- - - -	- - - -	- 19 20	18 15
Niagara.....	16 - - -	- - - -	- - - -	- - - -
North Carolina.....	6 3 2	2 2 2 1 1	1 1 1 1	1 1
North Carolina St.	8 19 - -	- - - -	- - - -	- - - -
Notre Dame.....	- - - -	- - - -	- - - -	- 17
Ohio St.....	11 11 - -	- - 17 12 11	12 - - -	- - - -
Oklahoma City.....	18 15 11	17 11 13 16 16	13 13 13 18	10 9
Oklahoma St.....	19 12 10	11 12 19 - 20	- - 17	16 20
Purdue.....	- - - -	- - - -	17 - - -	- - - -
St. John's (N.Y.).....	- 15 - -	- - - -	- - - -	- - - -
St. Louis.....	- 9 5	16 17 - -	- 20 - 14	12 10
San Francisco.....	2 2 19	- - - -	- - - -	- - - -
Seattle.....	20 - 18	10 9 7 8 9	7 4 4 5	5 5
Southern Methodist.....	5 4 7	4 4 3 6 6	4 6 6 4	4 4
Tennessee.....	- 12	12 16 - -	- - - -	- - - -
Tulane.....	- - 16	- - 18 14	- - - -	- - - -
UCLA.....	- - - -	8 8 6 7 5	5 7 8 6	7 14
Vanderbilt.....	- - 12	9 6 10 13	18 18 10 9	9 8
Wake Forest.....	- - - -	18 13 11 11 13	10 11 12 13	20 18
West Virginia.....	13 8 4	19 18 15 17 18	11 10 14 11	11 7
West Va. Tech.....	- - - -	- - - -	- 15 18 -	- - - -
Western Ky.....	12 20 15	14 20 18 20	- - - -	- - - -

1957-58

	December 10 17 24 31	January 7 14 21 28	February 4 11 18 25	March 4 11
Arkansas.....	- - - -	- - 20 17	18 - - -	- - - -
Auburn.....	- - - -	- - - -	- - 20	16 16
Bradley.....	4 11 11 12	10 10 10 12	11 13 15 14	11 14
California.....	- - - -	- - 19	- - - -	- - - -
Cincinnati.....	19 4 5 5	7 5 4 3	3 3 2 3	3 2
Dartmouth.....	- - - -	- 19 18 19	20 - 19 -	- - - -
Dayton.....	- - - -	- - 17 16	14 14 11 10	8 11
Duke.....	- - - -	- - - -	13 8 7 6	6 10
Georgia Tech.....	- - - -	- - - -	19 - - -	- - - -
Illinois.....	- - - -	17 - - -	- - - -	- - - -
Indiana.....	- - - -	- - - -	- - - -	- 12
Iowa St.....	- - 20 -	- - - -	- - - -	- - - -
Kansas.....	2 2 2 2	2 3 2 2	2 4 4 7	10 7
Kansas St.....	5 3 3 3	4 2 3 4	4 1 1 1	1 3
Kentucky.....	3 5 9 10	9 9 9 8	12 12 13 12	9 9
La Salle.....	- - - -	- 20 - -	- - - -	- - - -
Maryland.....	- 6 6 7	11 8 6 9	8 9 14 17	17 6
Memphis.....	20 - - -	18 - - -	- - - -	- - - -

	December 6 13 20 27				January 3 10 17 24 31				February 7 14 21 28				March 6	
Michigan St.	7	9	8	8	14	18	15	15	15	19	12	15	12	17
Minnesota	11	10	-	-	-	-	-	-	-	-	-	-	-	-
Mississippi St.	-	18	10	9	5	11	14	14	17	18	18	16	15	15
North Carolina	1	1	4	4	3	6	8	7	7	11	16	9	13	13
North Carolina St.	12	20	13	11	13	20	12	10	9	10	9	11	14	20
Notre Dame	15	-	-	-	-	-	-	-	17	10	8	7	8	8
Oklahoma	-	-	-	-	14	-	-	-	20	-	-	-	-	-
Oklahoma St.	18	16	14	14	8	7	7	6	6	6	8	13	18	19
Oregon St.	-	17	-	18	15	16	-	20	-	-	-	-	-	-
Rice	16	14	-	-	-	-	-	-	-	-	-	-	-	-
Richmond	-	19	17	-	-	-	-	-	-	-	-	-	-	-
St. Bonaventure	-	-	-	-	-	-	-	-	-	-	-	-	20	-
St. John's (N.Y.)	-	-	19	17	16	15	13	13	-	-	-	-	-	-
St. Louis	9	-	18	-	-	-	-	-	-	-	-	-	-	-
San Francisco	6	7	7	6	6	4	5	5	5	5	5	4	4	4
Seattle	14	12	15	-	20	-	-	-	16	16	17	18	19	18
Syracuse	17	-	-	-	-	-	-	-	-	-	-	-	-	-
Temple	10	-	-	13	12	12	11	11	10	7	6	5	5	5
Tennessee	-	-	-	-	13	16	-	-	15	20	-	-	-	-
TCU	-	-	-	16	-	-	-	-	-	-	-	-	-	-
UCLA	13	13	-	-	-	-	-	-	-	-	-	-	-	-
Utah	-	15	12	15	19	-	-	-	-	-	-	-	-	-
West Virginia	8	8	1	1	1	1	1	1	1	2	3	2	2	1
Western Ky.	-	-	16	-	-	-	-	-	-	-	-	-	-	-
Wichita St.	-	-	-	-	20	17	19	18	-	-	-	-	-	-

1958-59

	December 9 16 23 30				January 6 13 20 27				February 3 10 17 24				March 2 9	
Auburn	12	13	8	9	6	5	5	4	4	4	2	6	7	8
Bradley	-	11	13	10	9	7	9	9	8	7	10	9	9	4
California	-	15	14	20	20	-	20	-	19	18	15	12	11	11
Cincinnati	1	1	2	2	7	6	6	5	5	5	6	4	3	5
Dayton	-	-	20	-	-	-	-	-	-	-	-	-	-	-
Illinois	-	-	-	-	20	-	18	-	-	-	-	-	-	-
Indiana	19	-	-	-	-	19	-	-	15	19	-	-	-	-
Kansas	7	-	-	-	-	-	-	-	-	-	-	-	-	-
Kansas St.	3	3	4	3	4	4	3	3	3	3	4	2	2	1
Kentucky	2	2	1	1	1	2	1	1	1	1	3	1	1	2
Louisville	-	-	-	-	-	-	17	-	-	-	-	-	-	-
Marquette	17	-	17	15	15	13	12	12	12	11	13	13	13	20
Memphis	-	-	18	-	-	-	-	-	-	-	-	-	-	-
Michigan St.	15	11	9	7	5	8	8	8	7	12	9	8	6	7
Mississippi St.	8	8	7	8	12	12	11	11	11	10	5	5	4	3
North Carolina	13	10	3	4	3	3	2	2	2	2	1	3	5	9
North Carolina St.	5	4	6	5	2	1	4	6	6	6	6	7	10	6
Northwestern	10	6	12	6	8	11	18	-	-	-	-	-	-	-
Notre Dame	11	-	-	-	-	-	-	-	-	-	-	-	-	-
Oklahoma City	-	-	-	17	13	17	15	14	13	14	18	15	14	17
Oklahoma St.	20	-	-	-	-	-	-	-	-	-	-	-	-	-
Pittsburgh	-	18	-	-	-	-	-	-	-	-	-	-	-	-
Portland	-	-	-	-	18	17	-	-	-	-	19	-	-	-
Purdue	-	-	-	18	-	-	-	-	20	20	-	-	-	-
St. Bonaventure	-	-	-	-	14	13	16	-	18	-	14	18	19	19
St. John's (N.Y.)	20	-	-	13	10	9	7	7	15	19	-	17	18	-
St. Joseph's	-	14	-	12	20	-	-	-	20	-	-	-	20	14
St. Louis	9	17	16	16	14	15	14	15	9	8	8	11	12	12
St. Mary's (Cal.)	14	-	-	-	-	-	-	-	-	-	-	20	17	15
Seattle	-	16	-	-	16	16	16	13	14	13	12	16	-	13
Southern Methodist	18	20	-	-	-	-	-	-	-	-	-	-	-	-
Tennessee	6	5	11	14	17	-	-	-	-	-	-	-	-	-
Texas A&M	-	-	-	-	19	-	-	-	-	-	-	-	-	-
TCU	-	-	-	19	-	-	-	19	17	16	16	14	15	16
UCLA	-	19	-	-	-	-	-	-	-	-	-	-	-	-
Utah	-	-	-	-	-	20	-	-	16	17	17	-	16	18
Villanova	-	-	15	-	18	-	19	-	-	-	-	-	-	-
Washington	-	-	19	-	-	-	-	-	-	-	-	-	-	-
West Virginia	4	7	5	11	11	10	10	10	10	9	11	10	8	10
Xavier	16	9	10	-	-	-	-	-	-	-	-	-	-	-

1959-60

	December 22 29		January 5 12 19 26				February 2 9 16 23				March 1 8
Auburn	-	-	-	-	-	-	17	17	13	11	11
Bradley	5	9	4	4	2	2	2	2	3	4	4
California	4	3	2	2	3	3	3	3	4	3	2
Cincinnati	1	1	1	1	1	1	1	1	1	1	1
Dayton	-	-	-	19	19	13	15	-	-	-	-
DePaul	-	20	-	-	-	-	-	-	-	-	-
Detroit	17	11	15	20	20	14	14	19	-	-	-
Duke	16	18	-	-	-	-	-	-	-	-	18
Georgia Tech	8	10	6	6	6	6	6	6	6	7	13
Holy Cross	-	-	-	-	-	-	16	13	17	20	16

	December 22 29		January 5 12 19 26				February 2 9 16 23				March 1 8		
Illinois	10	8	9	14	13	-	19	20	20	-	-	12	7
Indiana	9	7	11	-	-	-	-	-	20	-	-	-	-
Iowa	19	14	-	-	15	-	-	-	-	-	-	-	-
Kansas St.	-	-	-	-	-	-	15	-	-	-	-	-	-
Kentucky	13	13	-	17	16	15	-	-	-	-	-	-	-
La Salle	14	-	-	19	-	-	-	-	-	-	-	-	-
Miami (Fla.)	-	15	14	15	11	11	11	10	10	9	8	10	-
Michigan St.	11	-	-	-	-	-	-	-	-	-	-	-	-
New York U.	12	12	-	-	-	-	-	-	-	14	14	12	-
North Carolina	-	-	19	16	12	12	17	13	19	-	16	-	-
Ohio	-	-	-	-	-	-	-	-	18	-	-	-	-
Ohio St.	3	5	7	5	5	5	4	4	4	2	2	3	-
Providence	-	-	-	-	-	20	16	14	16	15	15	14	-
St. Bonaventure	-	-	-	-	-	-	19	-	14	10	9	9	-
St. John's (N.Y.)	-	-	-	-	-	-	-	-	15	11	19	20	-
St. Louis	7	6	12	11	18	16	18	18	-	16	13	15	-
Southern California	20	-	10	10	14	18	-	-	-	-	-	-	-
Texas A&M	18	-	13	8	10	10	10	12	11	18	-	-	-
Toledo	-	16	20	18	17	13	12	11	12	19	-	-	-
Utah	6	4	5	7	7	7	7	9	8	5	6	6	-
Utah St.	-	-	17	12	9	9	9	7	7	8	10	8	-
Villanova	15	17	16	9	8	8	8	8	9	12	17	17	-
Virginia Tech	-	-	-	-	-	17	-	-	-	-	-	-	-
Wake Forest	-	19	8	13	-	20	-	-	-	-	18	19	-
West Virginia	2	2	3	3	4	4	5	5	5	7	5	5	-
Western Ky.	-	-	18	-	-	-	-	-	-	-	-	-	-

1960-61

	December 13 20 27			January 3 10 17 24 31					February 7 14 21 28				March 7	
Auburn	11	9	9	10	-	-	-	-	-	-	-	-	-	-
Bradley	2	2	2	2	3	3	3	4	5	4	4	4	6	-
Cincinnati	-	-	-	-	-	-	-	5	4	3	3	2	-	-
Colorado	-	15	-	-	-	-	-	-	-	-	-	-	-	-
Dayton	20	-	-	-	-	-	-	-	-	-	-	-	-	-
DePaul	-	-	-	-	7	-	-	-	-	-	-	-	-	-
Detroit	3	8	13	-	-	-	-	-	-	-	-	-	-	-
Drake	-	20	14	-	-	-	-	-	-	-	-	-	-	-
Duke	8	7	6	8	8	8	5	4	3	3	6	9	10	-
Georgia Tech	15	-	-	-	-	-	-	-	-	-	-	-	-	-
Illinois	19	-	-	-	-	-	-	-	-	-	-	-	-	-
Indiana	4	4	4	-	-	-	-	-	-	-	-	-	-	-
Iowa	-	-	-	7	6	4	6	6	9	9	5	6	8	-
Kansas	16	20	-	-	-	-	-	-	-	-	-	-	-	-
Kansas St.	20	12	12	-	9	10	-	10	7	6	8	7	4	-
Kentucky	20	-	19	-	-	-	-	-	-	-	-	-	-	-
Louisville	9	5	5	4	4	5	8	8	10	-	-	-	-	-
Maryland	12	-	-	-	-	-	-	-	-	-	-	-	-	-
Memphis	-	-	19	-	-	-	-	-	-	-	-	-	-	-
North Carolina	5	10	11	6	7	6	4	5	6	7	7	5	5	-
North Carolina St.	10	10	-	-	-	-	-	-	-	-	-	-	-	-
Ohio St.	1	1	1	1	1	1	1	1	1	1	1	1	1	-
Providence	-	13	15	-	-	-	-	-	-	-	-	-	-	-
Purdue	-	-	-	-	-	10	-	-	-	-	-	-	-	-
St. Bonaventure	6	3	3	3	3	2	2	2	2	2	2	2	3	-
St. John's (N.Y.)	7	6	7	5	5	9	7	7	-</					

	December	January	February	March
PS	19 26	2 9 16 23 30	6 13 20 27	6 13
St. Bonaventure...	9	-	-	-
St. John's (N.Y.)..	9	-	-	-
Seattle.....	10	-	-	-
Southern California	4	6 4	6 5 5	-
Utah.....	-	-	- 10	7 7
Villanova.....	-	5 6	-	-
Wake Forest.....	3	-	-	-
West Virginia.....	-	5 7	-	-
Wichita St.....	-	8	-	-

1962-63

	December	January	February	March
PS	4 11 18 25	1 8 15 22 29	5 12 19 26	5 12
Arizona St.....	-	6 4 3 4 5 5	5 5 4 4	4 4
Auburn.....	-	10	9	-
Cincinnati.....	1	1 1 1 1 1	1 1 1 1	1 1
Colorado.....	-	8 6	8 7 7	10
Duke.....	2	2 2 2 8	7 6 5 4 3	3 3 2 2 2 2
Georgia Tech.....	-	7 6 7 6	6 10	10
Illinois.....	8	10 8 4	3 5 3 3 4	4 4 6 6 8 8
Indiana.....	-	8	-	-
Kentucky.....	3	9 9 5 6	-	-
Loyola (Ill.).....	4	4 4 4 3	2 2 2 2 2	2 2 3 3 5 3
Mississippi St.....	6	5 5 5 10	- 9 9	8 6 8 7 7 6
New York U.....	-	-	- 10 9	9
North Carolina...	-	-	10	-
Ohio St.....	-	3 3 2	5 4 8	9 5 5 3 7
Oregon St.....	7	7 9	- 10 9	-
Providence.....	-	-	-	10
St. Bonaventure...	9	-	-	-
Seattle.....	-	10	-	-
Southern California	-	- 7	-	-
Stanford.....	-	- 9	- 10 7 10 8	9
UCLA.....	-	- 9	-	-
West Virginia.....	5	3 6 7	- 9 6	-
Wichita St.....	-	10	8 8 7 8 10	9 7 8 6 5
Wisconsin.....	10	6 7	-	-

1963-64

	December	January	February	March
PS	10 17 24 31	7 14 21 28	4 11 18 25	3 10
Arizona St.....	6	4	-	-
Cincinnati.....	3	6 4 5 4	8 8	-
Davidson.....	-	10 7 7	5 5 4 3	5 4 8 7 10 10
DePaul.....	-	-	9 9	10 10 9 9 8 9
Drake.....	-	-	-	10
Duke.....	4	3 5 8 9	9 10 8 8	7 5 4 4 4 3
Kansas.....	-	10	-	-
Kentucky.....	9	5 2 2 1	2 4 5 4	3 3 3 2 3 4
Loyola (Ill.).....	1	1 1 1 3	3 2 3 10	9 - 10 9 8
Michigan.....	8	7 3 3 5	4 3 2 2	2 2 2 3 2 2
New York U.....	2	2 7 10	-	-
Ohio St.....	7	8	-	-
Oregon St.....	10	9 9 8	6 7 10	- 9 7 6 6 6
Toledo.....	-	9	-	-
UCLA.....	-	6 4 2	1 1 1 1	1 1 1 1 1 1
Vanderbilt.....	-	8 6 6	7 6 6 5	8 7 8 7 7 7
Villanova.....	-	- 10	10 9 7 6	6 8 5 8 7 7
Wichita St.....	5	-	- 10 7	4 6 6 5 5 5

1964-65

	December	January	February	March
PS	8 15 22 29	5 12 19 26	2 9 16 23	2 9
Bradley.....	14	-	-	-
Brigham Young...	19	-	-	10 9
Davidson.....	4	- 10	10 8 7 6	5 5 5 6 7 6
DePaul.....	20	-	-	-
Duke.....	5	8 6 6 8	6 10 10 10	6 6 6 5 8 10
Illinois.....	-	7 6	-	10
Indiana.....	-	8 7	2 5 5 9	7 8 7 7
Kansas.....	18	-	-	-
Kansas St.....	8	-	-	-
Kentucky.....	11	9 8	-	-
Michigan.....	1	1 2 1 1	3 2 2 2	1 1 1 1 1 1
Minnesota.....	11	6 4 3 3	-	9 8 6 7
New Mexico.....	-	-	-	10
North Carolina...	13	-	-	-
Notre Dame.....	17	-	-	-
Providence.....	-	9 6 6 4	4 4 4 4	4 4
St. John's (N.Y.)..	10	10 7	7 7 8 7	-
St. Joseph's.....	-	- 10	4 4 3 3	3 3 3 3 3 3
St. Louis.....	-	4 10 9 9	-	-
San Francisco.....	9	5 3 5 5	8 9 9 8	10
Seattle.....	15	-	-	-
Syracuse.....	7	-	-	-

	December	January	February	March
PS	8 15 22 29	5 12 19 26	2 9 16 23	2 9
Tennessee.....	-	-	8	-
UCLA.....	2	7 5 4 4	1 1 1 1	2 2 2 2 2 2
Vanderbilt.....	6	3 9	-	9 7 9 5 5
Villanova.....	16	-	-	9 8
Wichita St.....	3	2 1 2 2	5 3 4 5	8 9 10

1965-66

	December	January	February	March
PS	7 14 21 28	4 11 18 25	1 8 15 22	1 8
Bradley.....	9	9 9 5 3	5 5 7	-
Brigham Young...	-	- 6	8 7	-
Cincinnati.....	3	6 1 1 1	1 1 1 1	1 2 2 2 3 2
Duke.....	-	9 4	7	-
Iowa.....	-	-	-	-
Kansas.....	8	7 4	- 10 6 9	7 7 7 6 6 4
Kansas St.....	10	-	-	-
Kentucky.....	-	10 5	2 2 2 2	2 1 1 1 1 1
Loyola (Ill.).....	-	-	9 7	5 3 4 4 4 6
Michigan.....	2	2 3 3 7	-	9 10 10 10
Minnesota.....	7	5 6 6 9	-	-
Nebraska.....	-	-	-	9 9 8 9
Providence.....	6	8 7 7 10	6 6 4 3	4 6 6 9 8
St. Joseph's.....	4	3 2 2 8	4 4 3 5	8 8 8 7 7 5
South Carolina...	-	10	-	-
UTEP.....	-	-	9 8 8 6	6 4 3 3 2 3
UCLA.....	1	1 8	10 9 10 10	-
Vanderbilt.....	5	4 5 4 2	3 3 5 4	3 5 5 5 5 8
Western Ky.....	-	-	-	10
Wichita St.....	-	10 8	-	-

1966-67

	December	January	February	March
PS	6 13 20 27	3 10 17 24 31	7 14 21 28	7
Boston College....	-	-	10	10 9
Bradley.....	-	10	-	-
Brigham Young...	9	7	-	-
Cincinnati.....	10	10 10 7 7	8	-
Duke.....	4	7	-	-
Florida.....	-	-	10 8	-
Houston.....	7	5 9 8 6	5 4 3 3 6	5 7 7 7 7 7
Kansas.....	-	9	9 8 7 7 7	7 6 4 4 3
Kentucky.....	3	3 4	-	-
Louisville.....	5	4 3 2 2	2 2 2 4 3	3 2 2 2 2
Michigan St.....	-	8 5 10	-	-
Mississippi St.....	-	10	-	-
New Mexico.....	6	6 5 6 5	4 3 9	-
North Carolina...	9	8 6 3 3	3 5 4 2 2	2 4 5 3 4
Princeton.....	-	-	7 5 5 5	4 3 6 5 5
Providence.....	-	7 9 10 10 10	9	-
St. John's (N.Y.)..	-	8	-	-
Syracuse.....	-	-	-	10 8
Tennessee.....	-	-	-	9 8 8
UTEP.....	2	2 2 4 4	6 6 6 6 4	8 8 10 9 10
UCLA.....	1	1 1 1 1	1 1 1 1 1	1 1 1 1 1 1
Vanderbilt.....	-	10 9	- 9 9	9
Western Ky.....	8	-	8 8	6 5 3 6 6

1967-68

	December	January	February	March
PS	5 12 19 26	2 9 16 23 30	6 13 20 27	5 12
Boston College....	7	10 6 8 10	-	-
Bradley.....	-	10	-	-
Columbia.....	-	-	10 10 8 8	7 6 6 6 8 7
Davidson.....	10	8 6 8	-	10 8
Dayton.....	6	6	-	-
Duke.....	-	-	9	10 8 10 6 10
Houston.....	2	2 2 2 2	2 2 2 1 1	1 1 1 1 1 1
Indiana.....	-	9 5 3	-	-
Kansas.....	5	4	-	-
Kentucky.....	-	9 4 7 6	5 4 8 9 10	8 8 5 5 4 5
Louisville.....	3	3 5	-	9 9 9
Marquette.....	-	-	-	10 8
New Mexico.....	-	10 9 6 4 4	6 5 7 7	7 6
New Mexico St.....	-	-	10	-
North Carolina...	4	5 7 4 5	3 3 3 3 3	3 3 3 3 5 4
Oklahoma City....	-	8	-	-
Princeton.....	8	10	-	-
Purdue.....	-	7	-	-
St. Bonaventure...	-	-	9 7 7 5 5	4 4 4 4 3 3
Tennessee.....	-	9 4	6 5 4 6 6	5 7
UCLA.....	1	1 1 1 1	1 1 1 2 2	2 2 2 2 2 2
Utah.....	-	7 7 6 5 10	-	-
Vanderbilt.....	9	8 3 3 9	4 8 9 7 7	9 9 9

1972-73

Table with columns: PS, December (5 12 19 26), January (2 9 16 23 30), February (6 13 20 27), March (6 13). Rows list various universities like Alabama, Arizona St., etc.

1973-74

Table with columns: PS, December (4 11 18 25), January (2 8 15 22 29), February (5 12 19 26), March (5 12 19 27). Rows list various universities like Alabama, Arizona, etc.

Table with columns: PS, December (4 11 18 25), January (2 8 15 22 29), February (5 12 19 26), March (5 12 19 27). Rows list Vanderbilt and Wisconsin.

1974-75

Table with columns: PS, December (3 10 17 24 31), January (7 14 21 28), February (4 11 18 25), March (4 11 18 25), April (2). Rows list various universities like Alabama, Arizona, etc.

1975-76

Table with columns: PS, December (2 9 16 23 30), January (6 13 20 27), February (3 10 17 24), March (2 9 16). Rows list various universities like Alabama, Arizona, etc.

	December					January			February			March				
PS	2	9	16	23	30	6	13	20	27	3	10	17	24	2	9	16
St. John's (N.Y.)...	-	-	18	17	15	14	12	9	14	12	17	16	14	16	17	-
San Francisco.....	15	12	12	14	14	19	20	-	-	-	-	-	-	-	-	-
Southern California	-	-	-	-	-	18	-	-	-	-	-	-	-	-	-	-
Syracuse.....	20	-	-	-	-	-	-	-	-	-	-	-	-	-	-	-
Tennessee.....	9	8	7	11	10	12	9	9	10	9	8	8	9	11	12	9
Texas A&M.....	-	-	-	-	-	-	-	-	-	-	-	-	20	19	-	-
Texas Tech.....	-	-	-	-	-	-	-	-	-	-	-	-	-	-	19	16
UCLA.....	2	5	5	6	4	4	3	8	6	12	9	6	5	9	7	6
Virginia.....	-	-	-	-	-	-	-	-	-	-	-	-	-	-	-	13
Virginia Tech.....	-	-	-	-	-	-	-	-	-	19	18	18	-	-	-	-
VMI.....	-	-	-	-	-	-	-	-	20	-	-	-	-	-	-	-
Wake Forest.....	-	-	-	-	-	7	5	14	-	-	-	-	-	-	-	-
Washington.....	-	20	15	12	13	13	8	6	8	6	6	9	11	8	10	11
West Tex. A&M.....	-	-	-	-	-	-	19	19	20	-	-	-	-	-	-	-
Western Mich.....	-	-	-	-	-	-	-	-	-	17	15	17	16	14	16	10
Wisconsin.....	-	-	-	-	-	-	-	18	-	-	-	-	-	-	-	-

1976-77

	Nov.	December				January			February			March				
PS	30	7	14	21	28	4	11	18	25	1	8	15	22	1	8	15
Alabama.....	13	13	10	7	5	4	4	4	3	3	8	7	4	8	12	12
Arizona.....	10	11	9	8	14	13	11	10	16	16	19	18	17	20	17	20
Arkansas.....	-	-	-	19	18	17	18	16	17	15	14	13	11	6	7	8
Auburn.....	-	-	-	-	20	-	-	-	-	-	-	-	-	-	-	-
Charlotte.....	19	-	-	-	-	-	-	-	-	-	-	-	-	-	-	18
Cincinnati.....	12	12	8	6	4	5	2	3	2	12	12	12	10	14	14	11
Clemson.....	-	-	16	13	11	10	16	17	-	19	16	15	18	19	18	-
DePaul.....	18	18	19	-	-	-	-	-	-	-	-	-	-	-	-	-
Detroit.....	-	-	-	-	-	-	-	-	-	20	19	15	16	15	17	12
Indiana.....	5	4	13	16	-	-	-	-	-	-	-	-	-	-	-	-
Kansas St.....	-	-	-	-	-	-	-	-	-	-	-	-	-	-	-	16
Kentucky.....	6	5	4	3	7	6	3	2	6	6	3	3	2	2	2	6
Louisville.....	9	7	14	17	13	14	14	13	12	11	9	6	8	10	10	14
Marquette.....	2	2	2	2	6	12	12	11	8	9	6	9	9	18	19	16
Maryland.....	8	16	17	14	15	16	15	14	13	-	-	-	-	-	-	-
Memphis.....	-	-	-	-	-	20	18	18	20	-	-	-	-	-	-	-
Michigan.....	1	1	1	1	1	1	5	6	5	2	7	5	5	3	3	1
Minnesota.....	-	-	-	20	15	13	9	11	13	10	8	12	13	9	9	13
Missouri.....	20	-	-	-	-	-	-	-	-	-	-	-	-	-	-	-
UNLV.....	7	6	5	12	12	11	9	8	7	5	4	10	6	4	5	4
North Carolina ..	3	9	12	11	10	9	6	5	4	4	13	14	13	9	6	4
North Carolina St.	15	-	-	-	-	-	-	-	-	-	-	-	-	-	-	-
Notre Dame.....	14	8	7	4	2	2	8	19	-	-	-	-	-	-	-	-
Oregon.....	-	-	-	-	-	-	-	20	-	-	-	-	-	17	-	-
Providence.....	-	-	-	-	-	-	17	15	15	14	15	16	16	12	8	13
Purdue.....	-	-	-	-	-	-	-	19	18	18	-	-	-	-	-	-
Rutgers.....	17	19	-	-	-	-	-	-	-	-	-	-	-	-	-	-
St. John's (N.Y.)..	-	-	20	-	-	-	-	-	-	-	-	-	-	-	-	-
San Francisco.....	11	10	6	5	3	3	1	1	1	1	1	1	1	1	3	8
Southern Ill.....	-	17	18	18	-	-	-	-	-	-	-	-	-	-	-	-
Syracuse.....	-	-	20	15	17	18	19	-	20	17	17	17	20	15	13	10
Tennessee.....	16	15	15	-	19	-	-	14	7	11	11	14	7	11	7	15
UCLA.....	4	3	3	9	8	8	7	12	10	8	2	2	3	5	4	2
Utah.....	-	-	-	16	19	-	-	-	-	-	-	-	-	-	20	19
VMI.....	-	-	-	-	-	-	-	-	-	-	20	19	-	-	-	20
Wake Forest.....	-	14	11	10	9	7	10	7	9	10	5	4	7	11	16	-

1977-78

	Nov.	December				January			February			March				
PS	29	6	13	20	27	3	10	17	24	31	7	14	21	28	6	13
Alabama.....	15	15	-	18	-	-	-	-	-	-	-	-	-	-	-	-
Arkansas.....	7	7	6	4	4	3	3	3	6	4	2	2	1	4	4	7
Cincinnati.....	9	8	7	6	12	11	12	19	-	-	-	-	-	-	-	-
DePaul.....	-	-	-	-	-	-	20	18	19	13	11	8	7	6	4	3
Detroit.....	19	19	17	16	15	20	-	-	-	-	17	19	16	16	19	18
Duke.....	-	-	-	-	-	-	-	17	11	17	-	20	13	15	8	7
Florida St.....	-	-	-	-	18	-	-	17	15	16	14	12	11	13	15	-
Georgetown.....	-	-	-	-	-	20	17	19	16	14	-	18	18	17	-	-
Holy Cross.....	18	17	15	13	12	16	13	14	-	-	-	-	-	-	-	-
Houston.....	-	-	-	-	-	-	-	-	-	-	-	-	-	-	14	-
Illinois St.....	-	-	-	-	-	-	-	20	19	15	15	15	13	17	-	-
Indiana.....	-	-	-	-	15	11	18	-	-	-	-	-	-	-	-	13
Indiana St.....	-	-	11	7	6	6	6	6	4	13	-	-	-	-	-	-
Kansas.....	-	-	19	20	16	17	14	10	8	8	8	8	6	5	9	10
Kansas St.....	-	-	19	-	-	-	-	-	-	-	-	-	-	-	-	-
Kentucky.....	2	1	1	1	1	1	1	1	1	1	1	1	3	2	1	1
Louisville.....	10	9	16	10	8	7	10	9	12	9	9	9	20	20	12	9
Marquette.....	3	4	4	3	2	5	4	2	2	3	3	2	1	3	3	8
Maryland.....	14	14	12	18	20	14	15	-	-	-	-	-	-	-	-	-
Miami (Ohio).....	-	-	-	-	-	-	-	-	-	-	-	-	-	-	-	19
Michigan.....	13	13	9	15	-	-	-	-	-	-	-	-	-	-	-	-
Michigan St.....	-	-	-	-	-	18	12	10	7	7	10	10	10	9	6	4
Minnesota.....	16	-	-	-	-	-	-	-	-	-	-	-	-	-	19	-
Nebraska.....	-	-	-	-	-	-	-	-	-	-	19	-	-	-	-	-

	Nov.	December			January			February			March					
PS	29	6	13	20	27	3	10	17	24	31	7	14	21	28	6	13
UNLV.....	8	10	10	9	9	9	9	11	16	-	-	-	-	-	-	-
New Mexico.....	-	-	-	-	-	-	-	20	14	10	6	5	5	8	5	12
North Carolina ..	1	2	2	5	3	2	2	2	5	3	6	7	11	8	10	11
North Carolina St.	-	-	-	-	-	-	16	-	-	-	-	-	-	-	-	-
Notre Dame.....	4	3	3	2	5	4	5	5	7	5	4	4	7	9	7	10
Pennsylvania.....	-	-	-	-	-	-	-	-	-	-	-	-	-	-	-	20
Providence.....	-	-	20	14	14	13	17	14	12	9	16	20	13	11	18	-
Purdue.....	12	11	-	17	-	-	-	-	-	-	-	-	-	-	-	-
St. John's (N.Y.)..	20	16	13	-	-	-	-	-	-	-	-	-	-	-	-	-
San Francisco.....	5	5	8	11	11	19	19	-	-	20	-	-	-	-	-	20
Syracuse.....	11	12	18	12	10	10	8	8	11	10	18	18	16	17	14	18
Texas.....	-	-	-	-	-	-	-	15	15	12	12	12	14	12	16	17
UCLA.....	6	6	5	8	7	8	7	7	3	6	5	5	4	3	2	2
Utah.....	-	20	14	-	17	-										

	December				January				February			March			
PS	4	11	18	26	2	8	15	22	29	5	12	19	26	4	
North Carolina St.	-	-	-	-	-	16	-	-	-	-	-	-	19	-	
Notre Dame	5	4	4	4	3	7	7	8	8	8	9	12	10	14	9
Ohio St.	4	3	3	2	7	5	3	2	4	6	13	9	11	9	10
Oregon St.	17	15	14	19	18	14	9	4	2	2	4	4	6	6	5
Purdue	11	12	9	9	8	8	10	11	14	17	12	15	15	18	20
St. John's (N.Y.)	16	9	15	15	15	17	14	10	9	9	8	7	7	8	13
Syracuse	12	11	10	10	9	9	5	3	6	4	2	2	4	3	6
Tennessee	-	-	-	-	-	-	20	19	-	-	-	-	-	-	-
Texas A&M	14	-	-	-	-	-	-	-	-	-	-	-	-	-	-
UCLA	8	7	7	14	16	16	16	-	-	-	-	-	-	-	-
Virginia	13	13	13	12	14	13	8	12	17	13	18	-	-	-	-
Washington St.	-	-	-	-	-	-	-	-	-	-	-	-	20	-	-
Weber St.	-	-	-	-	-	-	-	18	15	17	17	16	16	17	-

1980-81

	December				January				February			March				
PS	2	9	16	23	30	6	13	20	27	3	10	17	24	3	10	
Arizona St.	-	-	15	14	11	13	14	12	7	5	5	5	7	5	5	3
Arkansas	20	11	17	19	17	-	-	-	-	-	-	-	-	18	15	20
Brigham Young	18	19	19	18	20	19	17	15	18	15	16	15	17	15	18	16
Clemson	-	-	-	-	-	-	20	19	19	-	-	-	-	-	-	-
Connecticut	-	-	-	-	-	-	-	20	20	-	-	-	-	-	-	-
DePaul	2	1	1	1	1	1	1	4	T3	3	3	3	3	4	2	1
Georgetown	16	19	-	-	-	-	-	-	-	-	-	-	-	-	-	-
Illinois	-	-	-	17	18	16	12	18	15	-	18	17	15	14	16	19
Indiana	5	5	7	11	15	15	-	-	-	-	17	20	16	16	14	9
Iowa	14	12	16	16	14	14	11	14	9	13	15	14	12	8	8	13
Kansas	-	-	-	-	-	-	-	-	-	18	-	-	-	-	-	-
Kentucky	1	2	2	2	2	5	4	3	6	7	6	11	10	9	7	8
Lamar	-	-	-	-	-	-	-	-	-	-	-	19	-	-	-	-
LSU	12	15	11	10	10	10	9	6	5	4	4	4	4	2	3	4
Louisville	3	8	-	20	-	-	-	-	-	-	-	-	20	17	12	-
Maryland	4	4	4	9	9	9	8	10	10	14	13	19	20	17	20	18
Michigan	-	-	18	15	13	12	10	9	16	17	14	13	18	-	-	-
Minnesota	-	-	-	-	-	-	19	20	-	19	-	-	-	-	-	-
Missouri	11	17	14	-	-	-	-	-	-	-	-	-	-	-	-	-
North Carolina	13	10	10	8	6	6	16	17	17	12	11	10	13	11	12	6
Notre Dame	10	13	9	6	8	4	5	7	13	8	9	12	11	6	6	7
Ohio St.	9	9	8	7	-	-	-	-	-	-	-	-	-	-	-	-
Oregon St.	7	6	5	4	4	2	2	1	1	T1	2	2	2	1	1	2
St. John's (N.Y.)	17	16	-	-	-	-	-	-	-	-	-	-	-	-	-	-
South Ala.	-	-	-	16	17	15	13	11	16	20	18	-	-	-	-	-
Syracuse	19	18	20	-	-	-	-	-	-	-	-	-	-	-	-	-
Tennessee	-	-	-	-	-	18	13	11	8	11	10	9	8	10	10	15
Texas A&M	15	14	12	13	12	11	-	-	-	-	-	-	-	-	-	-
UCLA	6	3	3	3	3	7	7	8	12	10	12	8	6	13	13	10
Utah	-	-	-	19	20	18	16	14	9	7	6	9	7	9	14	-
Virginia	8	7	6	5	5	3	3	2	2	T1	1	1	1	3	4	5
Wake Forest	-	-	13	12	7	8	6	5	T3	6	8	7	5	12	11	11
Wichita St.	-	-	-	-	-	-	-	-	-	-	19	16	14	19	-	-
Wyoming	-	-	-	-	-	-	-	-	-	-	-	-	-	-	19	17

1981-82

	December				January				February			March				
PS	1	8	15	22	29	5	12	19	26	2	9	16	23	2	9	
Alabama	20	17	16	14	12	12	16	13	16	13	8	10	19	17	18	13
UAB	14	11	9	16	19	-	-	-	-	-	-	-	-	-	20	17
Arkansas	18	13	11	9	6	5	11	9	15	12	14	8	17	15	14	12
Brigham Young	-	15	-	-	-	-	-	-	-	-	-	-	-	-	-	-
DePaul	8	7	7	7	13	8	5	4	4	4	4	3	3	3	2	2
Fresno St.	-	-	-	-	-	-	-	-	19	17	18	15	14	12	11	-
Georgetown	5	20	20	19	17	17	13	8	13	-	20	13	12	8	6	-
Georgia	16	-	-	-	-	-	-	-	-	-	-	-	-	-	-	-
Houston	-	-	-	18	18	14	10	19	-	-	-	-	-	-	-	-
Idaho	-	-	-	-	-	-	18	14	8	11	15	13	11	9	6	8
Indiana	12	12	10	13	11	11	-	-	-	-	-	20	-	-	-	-
Iowa	9	6	6	6	10	10	7	5	6	6	5	5	7	11	11	16
Kansas St.	-	-	-	-	-	-	-	18	14	T19	15	18	-	-	17	-
Kentucky	3	2	2	2	2	4	3	6	9	7	9	12	10	7	15	15
LSU	17	-	-	-	-	-	-	-	-	-	-	-	-	-	-	-
La-Lafayette	-	-	18	15	-	-	-	-	-	-	-	-	-	-	-	-
Louisville	4	3	3	3	8	14	12	17	17	-	-	-	-	-	20	-
Memphis	-	-	-	-	-	-	-	-	-	T19	14	12	10	13	9	-
Minnesota	10	10	8	8	5	9	6	11	5	10	6	9	8	13	7	7
Missouri	15	16	13	11	9	7	4	2	2	1	1	4	4	5	5	5
UNLV	-	18	15	-	-	-	-	-	-	-	-	-	-	-	-	-
North Carolina	1	1	1	1	1	1	1	1	1	2	2	2	2	2	1	1
North Carolina St.	-	-	-	-	20	15	12	14	17	-	-	-	-	-	-	-
Notre Dame	19	-	-	-	-	-	-	-	-	-	-	-	-	-	-	-
Oregon St.	-	-	19	20	16	15	17	15	12	8	10	6	5	4	4	4
St. John's (N.Y.)	-	-	-	-	-	-	20	-	-	-	-	-	-	-	-	-
San Francisco	-	14	12	10	7	6	8	7	11	9	7	17	16	16	-	-
Tennessee	-	-	-	-	-	-	-	20	15	16	-	-	-	-	-	-

	December				January				February			March				
PS	1	8	15	22	29	5	12	19	26	2	9	16	23	2	9	
Texas	-	-	-	-	-	-	19	7	5	12	-	-	-	-	-	
Tulsa	11	9	14	12	14	13	10	18	10	16	11	7	6	8	10	10
UCLA	2	8	17	17	15	16	19	-	-	-	-	-	20	19	19	
Villanova	-	-	-	18	20	19	-	-	-	20	-	-	-	-	-	-
Virginia	7	5	5	5	4	3	2	3	3	3	3	1	1	1	3	3
Virginia Tech	-	-	-	-	-	-	-	20	-	-	-	-	-	-	-	-
Wake Forest	13	-	-	-	-	-	-	-	-	18	13	16	14	18	16	18
Washington	-	-	-	-	-	-	-	-	-	-	-	19	-	-	-	-
West Virginia	-	-	-	-	-	-	-	-	-	-	18	11	9	6	9	14
Wichita St.	6	4	4	4	3	2	9	16	-	-	-	-	-	-	-	-

1982-83

	Nov.	December				January				February			March				
PS	30	7	14	21	28	4	11	18	25	1	8	15	22	1	8	15	
Alabama	12	13	11	10	8	6	5	10	-	-	-	-	-	-	-	-	
Arkansas	17	16	15	13	12	11	10	7	4	12	9	8	7	6	5	6	9
Auburn	-	-	-	-	-	-	-	-	20	-	-	-	-	-	-	-	-
Boston College	-	-	-	-	-	-	-	-	-	-	-	18	19	15	14	11	
Chattanooga	-	-	-	-	-	-	-	-	-	-	-	-	-	19	18	15	
Georgetown	2	2	3	T5	11	10	17	-	19	15	14	14	14	18	16	15	20
Georgia	-	-	-	-	-	-	-	-	-	-	19	-	-	-	-	-	18
Houston	14	11	9	14	19	18	19	16	14	9	8	6	4	2	1	1	1
Illinois St.	-	-	-	-	-	-	-	-	17	16	17	-	-	-	-	-	-
Indiana	9	8	6	T5	5	1	1	4	2	2	6	4	2	4	11	7	5
Iowa	11	10	7	7	10	9	8	12	10	14	13	20	16	17	-	-	-
Kentucky	4	3	2	2	2	3	3	6	11	10	15	13	11	10	7	10	12
Louisville	8	7	13	12	14	13	13	9	9	8	12	11	9	5	3	3	2
Marquette	18	17	16	-	-	-	-	-	-	-	-	-	-	-	-	-	-
Memphis	6	5	4	3	4	2	2	1	6	5	4	9	13	14	17	17	17
Minnesota	-	-	-	-	-	-	-	17	16	16	17	19	-	-	-	-	-
Missouri	15	9	8	8	6	12	15	14	12	13	10	10	12	T15	13	12	10
UNLV	T20	19	18	18	17	15	11	8	5	4	2	2	1	1	9	9	6
North Carolina	3	15	17	17	-	-	18	1									

	Nov. PS 29	December 6 13 20 27	January 3 10 17 24 31	February 7 14 21 28	March 6 13
Syracuse.....	-	-	-	20 13	19 16 16 16 - 18
Temple.....	-	-	-	-	20 17 18 15 20
UTEP.....	-	-	20 18 16 10	8 5 8 7	7 10 9 8 9 9
Tulsa.....	-	-	-	20 13 12 11	12 12 10 9 12 12
UCLA.....	9 9	7 15 9 7	6 6 9 15 20	-	-
Virginia.....	-	-	20	19	-
Va. C'wealth.....	20	-	-	-	-
Wake Forest.....	-	-	19 17 10	8 12 12 17 15	14 13 15 17 19 19
Washington.....	-	-	-	-	17 15 18 13 13 15
Wichita St.....	18	14	-	-	-

1984-85

	Nov. PS 27	December 4 11 18 25	January 1 8 15 22 29	February 5 12 19 26	March 5 12
UAB.....	13	18 17	-	-	20 19
Arizona.....	-	-	-	-	19
Arkansas.....	16	17	-	-	-
Boston College.....	-	-	12 15	-	20
DePaul.....	3	2	2 2 5 9 10 13 10	7 13 18	-
Duke.....	6	4	4 3 2 2 2 2 2 5 6	5 7 6 5	7 10
Georgetown.....	1	1	1 1 1 1 1 1 1 1 2	2 2 2 2	1 1
Georgia.....	-	-	-	-	18 14 17 19
Georgia Tech.....	20	18	15 12 13 10	8 9 17 16	8 10 6 8 10 9 6
Illinois.....	2	7	7 6 4 8	6 15 11 6 5	9 17 16 18 14 12
Indiana.....	4	12	11 16 16 15 12 11	8 13	-
Iowa.....	-	-	-	19	12 11 14
Kansas.....	19	20	19 18 15 12 11 10	9 15 19	13 10 15 11 10 13
Kentucky.....	18	-	-	-	-
LSU.....	14	16	13 19 19 18 14	-	-
Louisiana Tech.....	-	-	20 19 18 14 12 12 15	14 12 10	7 8 8
Louisville.....	17	6	6 14 12 20	-	-
Loyola (Ill.).....	-	-	-	-	20 16 14
Maryland.....	-	-	19	17 20 20	-
Memphis.....	8	5	5 5 3 3 3 6 5 4 3	3 5 4 4 5 5	-
Michigan.....	-	-	20 18 13 16	-	18 10 8 3 3 3 3 2
Michigan St.....	-	-	-	17 19	-
UNLV.....	11	20	-	-	20 16 11 14 11 9 11 9
North Carolina.....	19	16	13 10 7 9 5 6 8 11 15 13 13	8 6 7	-
North Carolina St.....	13	11	10 9 14 14 17	-	16 18 16
Oklahoma.....	5	10	17 15 11 17 13 8 13 9 7 7 4 5 6 4 4	-	-
Oregon St.....	-	-	20 14 10 14 16 18 19	-	-
Southern Meth.....	10	9	8 7 6 4 7 4 3 2 4 4 9 9	13 20	-
St. John's (N.Y.).....	7	3	3 4 8 5 4 3 4 2 1 1 1 1 1 2 3	-	-
Syracuse.....	12	14	12 10 9 6 5 7 7 11 9 6 8 7 12 13 15	-	-
Texas Tech.....	-	-	-	-	17
Tulsa.....	-	-	-	20 17 12 17 15 12 15 15 18	-
Va. C'wealth.....	-	-	20 18 16 19	-	17 12 11
Virginia Tech.....	15	15	14 11 17 16	-	-
Villanova.....	-	-	16 18 14 18 19 16	-	-
Washington.....	9	8	9 8 7 11 15	-	-

1985-86

	Nov. PS 26	December 3 10 17 24 31	January 7 14 21 28	February 4 11 18 25	March 4 11
Alabama.....	-	-	-	20 18	-
UAB.....	16	20	17 16 14 14 16 14 12 18	-	-
Auburn.....	10	19	19	-	-
Bradley.....	-	-	-	20 17 13	13 13 12 11 9 14
DePaul.....	-	-	19 18 20	-	-
Duke.....	6	6	3 3 3 3 3 3 3 2 5 4 2 2 1 1 1	-	-
Georgetown.....	8	8	6 15 5 5 11 13 15 12 12 11 9 13 15 14 13	-	-
Georgia Tech.....	1	2	5 15 7 7 6 5 5 4 3 2 5 5 4 6 6	-	-
Illinois.....	7	7	12 10 15 16 14 18	-	19 19
Indiana.....	-	-	19 18 17 17 15	-	15 18 16 15 16 16 16
Iowa.....	-	18	-	-	-
Kansas.....	5	5	7 7 6 6 5 9 8 7 4 6 3 3 2 2 2	-	-
Kentucky.....	11	10	9 9 13 13 12 11 11 8 12 11 8 5 3 3	-	-
LSU.....	14	12	11 11 9 9 8 8 14 14 17	-	-
Louisville.....	9	9	16 15 16 15 18 17 18 13 18	16 19 16 13 11 7	-
Maryland.....	19	17	-	-	-
Memphis.....	15	14	13 12 10 10 9 6 6 3 2 3 4 4 7 10 12	-	-
Michigan.....	3	3	2 2 2 2 2 2 2 6 9 7 10 7 10 7 5	-	-
Michigan St.....	-	-	-	-	19 17 18 17
Navy.....	19	-	-	-	17 19 18 17
UNLV.....	18	16	14 13 12 12 13 12 10 10 10	9 6 11 9	13 11
North Carolina.....	2	1	1 1 1 1 1 1 1 1 1 1 1 1 3 4 8	-	-
North Carolina St.....	17	15	-	-	17 20 18 20
Notre Dame.....	12	11	10 17 19 18 17 16 13 16 14	14 14 14 12 12 10	-
Ohio St.....	-	-	20	-	-
Oklahoma.....	13	13	8 8 8 8 7 7 7 5 6 5 8 10 14 15 15	-	-
Purdue.....	-	-	20 19 15	-	20
Richmond.....	-	-	-	20	-
St. John's (N.Y.).....	18	15	14 11 11 10 10 9 8 7 10 7 6 8 5 4	-	-
Syracuse.....	4	4	4 4 4 4 4 4 4 9 11 8 12 9 6 8 9	-	-

	Nov. PS 26	December 3 10 17 24 31	January 7 14 21 28	February 4 11 18 25	March 4 11
UTEP.....	-	-	-	19 15 17 19 19	17 15 - - 20
Virginia Tech.....	-	-	-	20 19 20 19 16 20 16	15 20 18 - -
Western Ky.....	-	-	-	-	19 - - -

1986-87

	Nov. PS 26	December 3 10 16 23 30	January 6 13 20 27	February 3 10 17 24	March 3 10
Alabama.....	13	8 18	-	-	15 13 9 9 14 12 10 9 9
Arizona.....	19	20	-	-	-
Arkansas.....	-	20	-	-	-
Auburn.....	12	7 7 6 5 5	13 10 17 18	20	-
Clemson.....	-	-	20 12 10 14	12 12 10 13	13 13
Cleveland St.....	20	-	-	-	-
DePaul.....	-	-	19 17 15	7 7 6 8	5 5 4 4 5 5
Duke.....	-	-	20 17 14 12 13	16 15 17 17	14 17
Florida.....	-	-	20	-	19 18 18 -
Georgetown.....	18	16 13 10 10 8	16 9 15 11	10 13 11 8	7 4
Georgia Tech.....	6	15 16 16 19 18	-	-	-
Illinois.....	14	9 6 5 9 16	12 8 9 12	14 11 14 14	12 11
Indiana.....	3	3 2 8 8 6	4 4 3 14	2 2 2 3	4 3
Iowa.....	10	5 4 3 3 3	2 2 1 2	4 4 7 7	6 6
Kansas.....	8	6 14 13 13 12	19 20	20	18 17 15 16 - 20
Kentucky.....	11	13 19 18 18 11	9	-	-
Louisville.....	2	-	-	-	-
Missouri.....	-	-	-	-	19 14
Navy.....	9	10 10 11 12 9	15 19 18	-	-
UNLV.....	5	2 1 1 1 1 1	1 1 4 3	1 1 1 1	1 1
New Orleans.....	-	-	-	-	19 16 16
North Carolina.....	1	1 5 4 4 4	3 3 2 1	3 3 3 2	2 2
North Carolina St.....	17	18 15 12 11 19	18 17 20	-	-
Northeastern.....	-	19	-	-	-
Notre Dame.....	-	-	-	-	20 18
Oklahoma.....	7	11 9 7 6 13	11 16 11 10	8 8 13 12	17 -
Pittsburgh.....	16	12 17 14 14 17	14 18 16 17	13 10 8 9	11 12
Providence.....	-	-	-	17 20 19 20	-
Purdue.....	4	4 3 2 2 2	6 6 5 14	7 7 6 6	3 7
St. John's (N.Y.).....	-	-	15 15 10	10 13 14 15	19 16 20 -
Syracuse.....	15	17 12 9 7 7 5	5 7 6 11 9 9 11	10 10	-
Temple.....	-	-	20 16 14	8 11 8 7	6 6 5 5 8 8
TCU.....	-	-	-	19 16	15 18 16 15 15 19
UCLA.....	-	11 17	-	-	-
Western Ky.....	14	8	-	-	-

1987-88

	Nov. PS 26	December 1 8 15 22 29	January 5 12 19 26	February 2 9 16 23	March 1 8 15
Arizona.....	17	9 4 2 1 1	3 1 1 1	1 3 3 3	3 3 2
Auburn.....	-	-	-	19	-
Bradley.....	-	-	-	-	18 15 17 14 14 12 11
Brigham Young.....	-	-	-	12 7	4 18 7 11 15 17 19
DePaul.....	20	-	-	-	-
Duke.....	15	13 10 10 9 9	9 7 9 5	3 18 6 5	9 8 5
Florida.....	14	7 12 11 8 8	15 - 14	19 - -	-
Georgia Tech.....	18	-	-	-	20 13 18 -
Georgetown.....	16	17 14 18 19 18	14 11 15 15	14 - -	-
Illinois.....	-	-	19 20 13 13	17 - -	19 16
Indiana.....	6	5 6 5 13 13	12 15 -	19 - -	-
Iowa.....	11	6 3 7 14 14	16 17 19 16	13 13 13 13	11 15 17
Iowa St.....	-	-	20 16 16	17 14 10 12	16 - -
Kansas.....	7	16 18 17 18 17	18 16 16	-	-
Kansas St.....	-	-	-	14	- 20
Kentucky.....	5	2 1 1 2 2	1 5 4 9	10 10 9 12	8 6 6
Louisville.....	13	14 - - 20	-	-	-
Loyola Marymount.....	-	-	-	20 19	18 16 15
Memphis.....	-	20 20 19 20 19	-	-	-
Michigan.....	9	15 15 13 11 12	11 10 7 8	11 12 10 7	10 10 10
Missouri.....	8	8 9 16 17	-	-	15 15 -
UNLV.....	-	19 17 15 15 15	13 13 8 4	2 7 11 8	5 7 12
New Mexico.....	-	-	18	-	-
North Carolina.....	3	1 5 4 4 4	4 2 2 3	8 6 5 9	6 9 7
North Carolina St.....	-	-	20	-	16 11 14
Notre Dame.....	-	19	-	-	-
Oklahoma.....	19	18 16 14 12 10	8 3 11 10	7 4 4 4	4 4 4
Pittsburgh.....	4	4 2 3 3 3	2 6 6 11	9 5 8 6	7 5 8
Purdue.....	2	11 13 12 10 11	10 8 5 2	6 2 2 2	2 2 3
St. John's (N.Y.).....	-	-	20	20	-
Southern Miss.....	-	-	-	20	16 14 18 -
Syracuse.....	1	3 8 9 7 7	7 9 14 17	12 11 12 10	12 13 9
Temple.....	12	12 11 8 6 6	6 4 3 6	5 1 1 1	1 1 1
UTEP.....	-	-	-	18 18	-
Vanderbilt.....	-	-	-	-	15 17 16 17 19 -
Villanova.....	-	-	-	19	20 -
Wyoming.....	10	10 7 6 5 5	5 12 17	-	18 19 16 17 14 13
Xavier.....	-	-	-	-	20 20 18

1988-89

Table with columns for months (Nov, Dec, Jan, Feb, March) and poll dates (PS, 22 29, 6 13, 20 27, 3 10, 17 24, 31, 7 14, 21 28, 7 14). Rows list various universities like Alabama, Arizona, Ball St., etc.

1989-90

Table with columns for months (Nov, Dec, Jan, Feb, March) and poll dates (PS, 27, 5 12, 19 26, 2 9, 16 23, 30, 6 13, 20 27, 6 13). Rows list various universities like Alabama, Arizona, Arkansas, etc.

1990-91

Table with columns for months (Nov, Dec, Jan, Feb, March) and poll dates (PS, 27, 4 11, 18 25, 1 8, 15 22, 29, 5 12, 19 26, 5 12). Rows list various universities like Alabama, Arizona, Arkansas, etc.

Table with columns for months (Nov, Dec, Jan, Feb, March) and poll dates (PS, 27, 4 11, 18 25, 1 8, 15 22, 29, 5 12, 19 26, 5 12). Rows list various universities like Connecticut, DePaul, Duke, etc.

1991-92

Table with columns for months (Nov, Dec, Jan, Feb, March) and poll dates (PS, 25, 2 9, 16 23, 30, 6 13, 20 27, 3 10, 17 24, 2 9, 16). Rows list various universities like Alabama, Arizona St., Arizona, etc.

1992-93

	PS	Nov. 23 30	December 7 14 21 28	January 4 11 18 25	February 1 8 15 22	March 1 8 15
Arizona.....	10	10 9	14 15 14 22	20 12 11 8	8 5 4 4	3 6 5
Arkansas.....	-	-	16 12 10 9	13 9 8 16	17 14 13 15	13 14 12
Boston College...	-	-	-	-22	-21	-
Brigham Young...	-	-	-25	-	-23	21 25
California.....	-	-	-25 21 19	-	-	-
Cincinnati.....	21	23 22	19 19 23 21	16 11 9 6	4 8 8 10	12 11 7
Connecticut.....	16	16 25	-24 22 23	19 15 17 22	-	-
Duke.....	3	3 4	1 1 1 1	1 3 6 7	5 3 7 9	6 8 10
Florida St.....	9	7 11	10 10 18 18	23 -	12 10 9 6	11 10 11
Georgia Tech.....	14	14 13	17 17 16 14	10 8 16 18	22 -	-18
Georgetown.....	12	13 14	11 11 11 10	17 20 18 21	23 -	-
Houston.....	-	-	-	-25	-	-
Indiana.....	4	4 2	4 4 4 4	5 6 2 2	1 1 1 1	2 2 1
Iowa.....	11	11 10	8 8 8 8	8 13 14 11	9 13 20 18	15 17 13
Iowa St.....	19	24	-	-	-	-
Kansas.....	2	2 3	2 2 2 2	4 4 1 1	3 7 6 7	8 7 9
Kansas St.....	-	-	-	-	-23	-
Kentucky.....	5	5 5	3 3 3 3	2 1 4 4	2 2 2 2	5 4 2
Long Beach St...	-	-	-	-25	-	-
Louisville.....	13	12 12	9 21	-	-22	22 16 15
Marquette.....	-	-	-	-24	20 15 24 20	-
Massachusetts.....	23	20 19	23 -	-22	-22 19 21	23 20 14
Memphis.....	8	9 8	21 -	-	-	-
Michigan.....	1	1 1	6 6 6 6	3 2 5 5	7 4 5 5	4 3 3
Michigan St.....	20	18 18	24 23 20 17	14 23 21	25 -	-
Minnesota.....	-	-	-	-19	-	-
Nebraska.....	25	25	25 20 17 20	-	-	-
UNLV.....	22	22 23	22 22 19 16	12 18 15 10	10 12 15 13	16 19 25
New Mexico.....	-	-	-	-	-	-21
New Mexico St.....	-	-21	-	-	-	-24 24
New Orleans.....	-	-	-	-	-25 21 19	17 13 17
North Carolina...	7	8 7	5 5 5 5	6 5 3 3	6 6 3 3	1 1 4
Ohio St.....	-	-	-	-21 24	-	-
Oklahoma.....	15	15 15	11 9 9 15	11 10 12 20	16 -	-
Oklahoma St.....	-	-	-	-	-	-19 21 23
Pittsburgh.....	-	-	-	24 -20 13	15 17 17 25	-
Purdue.....	-	-24	18 16 15 13	9 17 13 14	19 18 14 17	24 18 22
Seton Hall.....	6	6 6	7 7 7 7	7 7 10 9	14 19 16 14	10 9 6
St. John's (N.Y.)..	-	-	-	-	-25	25 -
Syracuse.....	18	17 17	15 14 13 12	21 24	-	-
Tulane.....	17	19 20	20 18 24	-	-23 18 20 18 16	20 23 -
UCLA.....	24	21 16	13 13 12 11	15 16 23	-	-
Utah.....	-	-	-	-25 22 17	21 16 12 11	9 15 19
Vanderbilt.....	-	-	-25 24	18 -19 11	11 11 11 8	7 5 8
Virginia.....	-	-	-	-25 14 7 15	24 24 23 22	-
Western Ky.....	-	-	-	-	-	-20
Wake Forest.....	-	-	-	-	13 9 10 12	14 12 16
Xavier.....	-	-	-	-	-24	18 22 -

1993-94

	PS	Nov. 22 29	December 6 13 20 27	January 3 10 17 24 31	February 7 14 21 28	March 7 14
UAB.....	-	-	-	-22 18 20 17	19 21 -24	22 -
Arizona.....	18	19 19	14 13 13 12	9 6 9 13 12	16 15 9 8	7 9
Arkansas.....	3	3 2	1 1 1 1	1 4 3 5 6	3 1 1 1	1 2
Boston College...	-	-	-20 18 23	20 20	-21 23	-
California.....	6	12 13	25 -	-24 19 21	-19 18 19 17 20	16 16
Cincinnati.....	19	22 23	20 17 20 18	17 21 19	-25 -23 -	-25
Connecticut.....	-	-	-21 16 15 14	16 14 10	6 5 6 3 5 4	2 4
Duke.....	4	4 6	4 3 3 3	3 2 5 2	1 2 6 2 2	5 6
Florida.....	-	-	-	-24 20 17 16 19	17 14	-
Florida St.....	25	-	-	-	-	-
Geo. Washington	24	23 22	24 23 23 21	23 -	-	-
Georgetown.....	15	15 25	-	-	-	-
Georgia Tech.....	14	13 17	18 14 14 15	12 17 17 21	-25 23	-
Illinois.....	17	17 16	16 19 19 22	21 -	-24	-
Indiana.....	12	11 21	12 12 12 13	14 11 8 11 14	12 16 12 17	18 18
Kansas.....	9	6 3	7 6 6 6	5 3 1 3	3 5 4 10 13	11 13
Kentucky.....	2	2 1	6 5 5 5	4 8 7 9	7 4 11 7 7	10 7
LSU.....	-	-	-25	-	-	-
Louisville.....	7	7 11	10 10 11 11	11 15 13 12	9 7 5 13 10	14 10
Marquette.....	-	-	-24 24 25	-22	-22 22 22 22	19 21
Maryland.....	-	-	-	-25 18 21	-	-
Massachusetts.....	22	18 9	8 8 8 9	8 7 6 8 11	13 10 11 11	9 8
Michigan.....	5	5 3	7 7 7 7	13 10 15 15 13	11 7 3 3	8 11
Minnesota.....	10	9 15	17 15 16 16	19 18 20 17 22	23 20 20 18	20 23
Missouri.....	-	-	-	-25 -24 20	15 12 6 6	3 5
Nebraska.....	-	-	-	-	-	-22
New Mexico St.....	-	-	-	-25 23	-25	-
North Carolina...	1	1 4	2 2 2 2	2 1 4 4 2	1 2 4 5	4 1
Oklahoma St.....	11	10 8	15 22 22 20	-	-24 21	23 19
Pennsylvania.....	-	-	-	-	-25 24	-

	PS	Nov. 22 29	December 6 13 20 27	January 3 10 17 24 31	February 7 14 21 28	March 7 14
Purdue.....	21	21 14	11 11 10 10	10 9 12 7 8	10 9 14 9	6 3
St. Louis.....	-	-	-	-23 23 18	17 18 19 16	21 24
Syracuse.....	20	20 18	13 21 21 19	18 16 16 14 15	14 14 18 14	13 15
Temple.....	8	8 7	5 4 4 4	7 13 11 10 10	8 13 8 12	12 12
Texas.....	-	-	-	-	-	-25 20
UCLA.....	13	14 10	9 9 9 8	6 5 2 1 4	9 8 15 15	15 17
Vanderbilt.....	23	24 20	23 24	-22 24	-	-
Virginia.....	16	16 12	22 -	-	-	-
West Virginia.....	-	-	-	-23 24 19	-	-
Western Ky.....	-	-	-25 25	-	-	-
Wisconsin.....	-	-25 24	19 18 17 17	15 12 14 16 16	21 24	-
Xavier.....	-	-	-	-25 22	-25	-

1994-95

Team	PS	Nov. 21 28	December 5 12 19 26	January 2 9 16 23 30	February 6 13 20 27	March 6 13
Alabama.....	18	25	-	-	-20 23 18 20 21	20 20
Arizona.....	5	5 9	8 7 6 10	9 13 11 12	9 12 13 12	12 15
Arizona St.....	-	-12 16	13 15 16	15 12 13 13 16	14 13 15 15	18 16
Arkansas.....	1	1 4	3 4 3 3	3 5 9 9 8	12 10 8 7	5 6
California.....	-	-	-24 14	17 20	-	-
Cincinnati.....	13	12 10	13 17 13 20	-23 19 23	-	-
Clemson.....	-	-	-	-18	-	-
Connecticut.....	19	16 16	10 10 10 8	6 2 2 2 4	3 1 4 4	6 8
Duke.....	8	6 9	9 9 7 7	11 16	-	-
Florida.....	10	10 8	6 8 8 13	13 15 24 23 25	-	-
Georgetown.....	15	14 19	18 15 12 12	12 10 10 14 13	20 -23	24 22
Georgia Tech.....	23	22 20	17 14 18 17	24 22 22 21 21	18 20 24	-
Illinois.....	25	-	-23	-20	-	-
Indiana.....	9	11	-	-24 21	-	-
Iowa.....	-	-	-	-22 19	-	-
Iowa St.....	-	-	-25 21	16 23 14 11 11	19 21 23 24	-24
Kansas.....	11	9 7	4 3 7 6	5 3 7 7 3	2 3 1 3	2 5
Kentucky.....	4	4 3	7 6 5 5	8 7 5 5 6	5 4 6 5 3	2
Maryland.....	7	7 11	11 12 11	9 7 9 8 8 5	8 7 7 6	10 10
Massachusetts.....	3	3 1	5 5 4 4	4 1 1 1	1 4 5 5 8	8 7
Michigan.....	16	13 17	23 25	-	-	-
Michigan St.....	20	17 18	15 18 17 15	14 11 12 10 9	7 8 12 10	9 11
Minnesota.....	-	-15 12	11 16	-	-24 22	-
Mississippi St.....	-	-	-	-	-21 23 16 14	15 18
Missouri.....	-	-	-	-17 16 20 18	13 9 14 19	17 23
Nebraska.....	-	-	-23 19	-	-	-
New Mexico St.....	-	-25 22 24 21	22 20 24 19 24	-	-	-
North Carolina...	2	2 2 1 1	1 1 1 1	4 3 3 2	1 2 3 2	4 4
Ohio.....	-	-23 14	21 19	-	-25 24	-25 16 16 17
Oklahoma.....	-	-	-	-	-25 16 16 17	-
Oklahoma St.....	21	19	-	-	-24 22 18 18	19 14
Oregon.....	-	-	-	-25 17 18 22	22 19	-25 -
Pennsylvania.....	-	-	-25 21 25	-	-	-
Purdue.....	-	-	-	-	-25 25 21 17	14 12
St. John's (N.Y.)..	-	-	-25	-	-	-
Stanford.....	-	-	-23	-21 17 17	15 17 19 20	-
Syracuse.....	12	18 22	19 16 14 11 10	8 6 6 10	10 11 17 22	21 25
UCLA.....	6	6 5	2 2 2 2	2 6 4 4	7 6 6 2 1	1 1
Utah.....	-	-	-	-	-22 19	-
Villanova.....	22	21 24	24 22	-	-22 19 16 15	9 11 13 9
Virginia.....	14	20 23	20 23 22	-	-18 15 15 17 16 11 13	11 13
Wake Forest.....	24	24 21	25 21 19 18	18 14 15 16 14	11 14 10 9	7 3
Western Ky.....	-	-	-	-	-	-23 21
Wisconsin.....	17	15 13	14 20 20 19	-	-	-
Xavier.....	-	-	-	-	-25	-

1995-96

Team	PS	Nov. 20 27	December 4 11 18 26	January 2 8 15 22 29	February 5 12 19 26	March 5 12
Arizona.....	19	4 4	4 3 9 9	18 18 13 14 16	13 13 13 11	11 11
Arkansas.....	16	-25	-	-	-	-
Auburn.....	-	-	-	-23 21 22	-	-
Boston College...	-	-	-24	-24 20 21	22 21 20	-
California.....	25	-	-24	-25	-	-
Cincinnati.....	21	21 21	17 12 9 5	5 4 3 5 5	5 6 6 7	8 7
Clemson.....	-	-	-24 22	16 19 18 24	-	-
Connecticut.....	6	6 9	9 8 8 7	7 6 5 4 4	4 3 3 4	3 3
Duke.....	-	-12 18	21 20 20 19	-	-	-
Eastern Mich.....	-	-	-	-23 24 23	-	-
Geo. Washington	-	-	-	-	-24	-
Georgetown.....	5	5 6	6 7 6 6	6 5 8 6 9	8 14 11 8	6 4
Georgia.....	-	-	-18 16	14 19 22	-	-
Georgia Tech.....	-	-25 20	16 19 21	-	-25	-23 18 18 13
Illinois.....	-	-21 16	14 12 13 21	-	-	-
Indiana.....	23	23	-	-	-	-
Iowa.....	8	10 11	12 9 10 10	10 11 16 22	16 19 19 18 20	19 21
Iowa St.....	-	-	-	-	-21 22 22 23	23 17
Kansas.....	2	2 2	1 1 1 4	4 3 4 3 3	3 5 5 3	5 6
Kentucky.....	1	1 1	5 5 4 2	2 2 2 2	2 2 2 1	1 2

Team	PS	Nov. 20 27	December 4 11 18 26	January 2 8 15 22 29	February 5 12 19 26	March 5 12
Louisville	12	13 18	23 20 25	- - - -	20 24 21 21	22 24
Marquette	-	- - - -	- - - -	- 24	- - - -	21 20
Maryland	15	14 19	20	- - - -	- - - -	- - - -
Massachusetts	7	7 5	3 3 2 1	1 1 1 1	1 1 1 2	2 1
Memphis	13	12 7	7 6 5 3	3 9 9 12 11	15 15 19 14	14 16
Michigan	17	16 24	22 18 17 19	21 23 20 16 20	23	- - - -
Mississippi St.	9	9 8	8 15 16 17	17 12 21	- 25	- - - -
Missouri	14	15 13	11 14 15 18	- - - -	- - - -	- - - -
New Mexico	-	- - - -	- - - -	25 25	- - - -	- 23
North Carolina	20	20 17	13 10 11 11	16 10 10 11	8 12 17 17 19	20 25
Penn St.	-	- - - -	- - - -	- 20 14 14 10	10 9 14 12	16 18
Purdue	24	24	- - - -	- 22 17 19 17	14 11 7 5	4 5
Santa Clara	-	- - 25 22	- - - -	- - - -	- - - -	- - - -
Stanford	18	18 16	24	- 24	- 25 20 24 25	- - - -
Syracuse	-	- - - 25 19 13	11 14 12 17 18	18 16 15 15	13 15	- - - -
Texas	-	- - - -	- 23	- - - -	- - - -	- - - -
Texas Tech	-	- - - -	- - - -	- 25T22 15	13 12 9 9	7 8
Tulsa	-	- - - -	- 25	- - - -	- - - -	- - - -
UCLA	4	4 23	- 24 - 23 20	17 13 15 19	17 18 16 17	17 14
Utah	10	8 14	14 13 13 15	15 13 15 10	7 7 8 10	10 12
Villanova	3	3 3	2 2 7 8	8 7 7 7 6	6 4 4 6	9 10
Virginia	19	17 15	15 23 23 22	- - - -	- - - -	- - - -
Virginia Tech	22	22 22	19 17 22 21	18 15 11 8 13	11 10 12 16	15 22
Wake Forest	11	11 10	10 11 12 14	12 8 6 9 12	9 8 10 13	12 9
Wis.-Green Bay	-	- - - -	- - - -	- - - -	- 25 22 24	- - - -

1996-97

Team	PS	Nov. 19 26	December 3 10 17 24 31	January 7 14 21 28	February 4 11 18 25	March 4 11
Alabama	-	- - - -	- 24 20 19	- - - -	- - - -	- - - -
Arizona	19	19 11	15 8 6 9 9	7 6 11 10	14 11 13 15	12 15
Arkansas	13	16 16	22 20 19 22 22	- - - -	- - - -	- - - -
Boston College	21	21 23	20 25	- 25 25	23 19 22	- - - 23
California	-	- - - -	- - - -	- - - -	- 25	- - - -
Col. of Charleston	-	- - - -	- - - -	- - - -	- 25 22 20	17 16
Cincinnati	1	1 1	4 7 7 7 6	6 4 9 8	12 8 11 9	10 10
Clemson	20	12 10	12 10 8 6 5	5 3 2 7	10 7 8 12	13 14
Colorado	-	- - - -	- - - -	- 18 18	15 15 21 19	18 24
Duke	10	10 6	10 14 11 12 13	10 13 10 12	8 6 6 7	7 8
Fresno St.	14	14 15	13 16 21	- - - -	- - - -	- - - -
Geo. Washington	24	24 25	- - - -	- - - -	- - - -	- - - -
Georgia	-	- - - -	- - - -	24 21	- - - -	24 17
Illinois	-	- - - -	- - - -	- 24 25	- - - -	- 20 23 21 15 19
Indiana	-	22 20	8 12 13 13 12	15 17 21 17	24 - 24 22 25	- - - -
Iowa	23	25	- - - -	- - - -	- 25	- - - -
Iowa St.	11	11 9	9 6 5 5 4	4 8 14 11	6 9 7 13	16 18
Kansas	2	2 2	1 1 1 1 1	1 1 1 1	1 1 1 1	1 1
Kentucky	3	8 8	6 3 3 3 3	3 5 3 3	3 4 3 3	6 5
Louisville	-	- - - 22 18 16 14	14 10 6 9	11 17 15 17	20 25	- - - -
Marquette	25	- - - -	- - - -	- 25 24	- - - -	- - - -
Maryland	-	- - - -	- 25 21 19	19 11 7 5	7 10 14 16	22 22
Massachusetts	15	15 17	- - - -	- - - -	- - - -	- - - -
Michigan	9	9 7	7 5 4 4 8	16 18 13 16	13 14 18 24	- - - -
Minnesota	22	23 24	16 17 16 15 15	11 7 8 6	4 3 2 2	2 3
Mississippi	-	- - - -	- - - -	- 20	- - - -	- - - -
New Mexico	17	18 19	11 15 15 14 16	18 12 15 13	9 13 10 11	14 11
North Carolina	8	7 14	14 11 12 11 11	13 22 19 19	20 16 12 8	5 4
Oregon	-	- - - -	- 24 20	17 24	- - - -	- - - -
St. Joseph's	-	- - - -	- - - -	- - - -	- - 23	19 12
South Carolina	-	- - - -	- - - -	- 25	19 12 9 6	4 6
Stanford	18	20 21	24 21 22 23 21	21 15 17 15	18 22 20 25	23 21
Syracuse	12	13 12	19	- - - -	- - - -	- - - -
Texas	16	17 18	18 13 14 18 18	22 23 23 23	- - - -	- - - -
Texas Tech	-	- - - 18 23	- 23 20 25 20 22	23 21	- - - -	- - - -
Tulane	-	- - - -	- - - -	- 21 23	- - - -	- - - -
Tulsa	-	- 22 21	- - - -	- 24 21	22	- - - -
UCLA	5	5 13	17 23 24	- - - -	- 24 17 10	9 7
Utah	6	4 4	3 9 9 8 7	9 9 5 4	5 5 5 4	3 2
Villanova	7	6 5	5 4 10 10 10	8 16 12 14	16 18 19 18	21 20
Virginia	-	- - 25	- - - -	- - - -	- - - -	- - - -
Wake Forest	4	3 3	2 2 2 2	2 2 4 2	2 2 4 5	8 9
Xavier	-	- - 23 19 17 17	17 12 14 16 20	17 19 16 14	11 13	- - - -

PS=preseason

1997-98

Team	PS	Nov. 18 25	December 9 16 23 30	January 6 13 20 27	February 3 10 17 24	March 3 10
Arizona	1	1 1	4 6 5 5 8	5 5 6 6	4 3 3 2	2 4
Arkansas	-	- - - 18 15 13 12 23	22 22 18 15	14 12 16 12	16 17	- - - -
Charlotte	18	17 25	- - - -	- - - -	- - - -	- - - -
Cincinnati	-	- - - -	- - - -	- 21 18	20 19 17 17	14 9
Clemson	5	5 13	17 17	- 21 21 24	- 25	- - - -
Connecticut	12	12 11	13 12 11 10	8 10 8 9	7 6 7 6	6 6
Duke	3	3 3	1 1 3 3 3	2 2 1 1	1 2 2 1	1 3

Team	PS	Nov. 18 25	December 2 9 16 23 30	January 6 13 20 27	February 3 10 17 24	March 3 10
Florida St.	-	- - - 19 16 17 17 15	13 17 20	- - - -	- - - -	- - - -
Fresno St.	13	13 12	16 18	- - - -	- - - -	- - - -
Geo. Washington	-	- - - -	- - - -	- - - -	22 17 24	- - - -
Georgia	19	25 22	21 23 20	- - - -	- - - -	- - - -
Georgia Tech	-	- - - 22 24	- - - -	- - - -	- - - -	- - - -
Hawaii	-	- - - -	- - - -	21 24 24	- - - -	- - - -
Illinois	-	- - - -	- - - -	- - - -	- 23 22	18 22
Illinois St.	-	24	- - - -	- - - -	- - - -	- - - -
Indiana	17	23 21	- - - -	- - - -	- 25	- - - -
Iowa	15	14 14	10 10 15 15 14	11 13 10 16	24	- - - -
Kansas	2	2 2	2 3 2 2	2 4 3 3 5	3 4 4 4	4 2
Kentucky	8	9 8	7 4 4 4 6	6 6 7 7	8 7 8 7	7 5
Louisville	25	22 19	- - - -	- - - -	- - - -	- - - -
Marquette	-	- - - -	- 25 20 23	- - - -	- - - -	- - - -
Maryland	-	- 24 23	19 22 20 20	- - - -	- 23 25 24 25	- 21 20
Massachusetts	-	- - - -	- - - -	- - - -	- 23 20 18 20	- - - -
Michigan	-	- - - -	- 21 - 18	17 19 16 19	18 21 22 21	17 12
Michigan St.	-	- - - -	- - - -	- 22	16 13 14 10	12 16
Mississippi	23	21 17	14 21 18 16 16	14 11 13 12	17 18 15 13	10 13
Murray St.	-	- - - -	- - - -	- - - -	- - - -	- 25
New Mexico	11	11 10	8 14 14 14 12	12T15 17 14	12 11 11 16	20 18
North Carolina	4	4 4	3 2 1 1 1	1 1 2 2	2 1 1 3	4 1
Oklahoma	20	19 18	- - - -	- - - -	- - - -	- - - -
Oklahoma St.	-	- - - -	- - - -	- 25	- - - -	- 25 25
Princeton	-	- - - 25 22 19 18 17	15 12 11 11	11 10 9 9	8 8	- - - -
Purdue	9	8 6	6 8 8 7 5	9 9 12 10	10 8 5 11	9 11
Rhode Island	21	20 23	- - - 22 24	23 20 22 21	- 25	- - - -
South Carolina	7	6 5	5 5 6 10 11	16 14 14 13	13 15 13 14	15 14
Stanford	14	15 15	12 11 9 8 7	7 7 5 4	9 14 10 8	11 10
Syracuse	-	- - - -	- 25 19 19	18T15 15 20	19 23 21 23	22 21
Temple	24	18 20	20 20 16 24	- - - -	- - - -	- 24 24 24
Texas	22	- - - -	- - - -	- - - -	- - - -	- - - -
TCU	-	- - - -	- 24 25	- - - -	- 22 19 15	13 15
UCLA	6	7 7	15 12 11 9 9	10 8 9 8	6 9 12 18	19 19
Utah	16	16 16	11 9 7 6 4	3 4 4 3	5 5 6 5	5 7
Wake Forest	-	- - 24 25 23	- - - -	- - - -	- - - -	- - - -
West Virginia	-	- - - -	- 23 22	25 21 23 17	15 16 20 19	23
Xavier	10	10 9	9 7 10 13 13	19 18 19 24	21	- - - - 23

PS=Preseason

1998-99

Team	PS	Nov. 17 24	December 1 8 15 22 29	January 5 12 19 26	February 2 9 16 23	March 2 9
Arizona	18	12 11	13 8 18 8 6	11 7 9 13	10 10 8 7	13 12
Arkansas	19	19 21	19 23 20 19 20	18 24 22 21	23	- - 22 17
Auburn	-	- - - -	- 19 18 17	14 8 6 7	6 3 3 2	4 4
Charlotte	-	- - - -	- - - -	- - - -	- - - -	- 24
Col. of Charleston	-	- - - -	- - - -	- - - -	22 20 18 17	16 16
Cincinnati	15	17 15	6 4 4 4 3	3 3 5 5	3 4 9 9	7 11
Clemson	-	- 24 22	24 17 16 16 14	20 25	- - - -	- - - -
Connecticut	2	2 2	1 1 1 1 1	1 1 1 1	1 2 2 4	3 3
Duke	1	1 1	4 3 2 2 2	2 2 2 2	2 1 1 1	1 1
Florida	-	- - - -	- - - -	- - 25	- 23 23 19	21 23
Indiana	22	21 17	16 11 10 10 8	13 23 18 20	21 17 19 20	17 19
Iowa	-	- - - -	- 25 21 21	19 12 14 16	14 19 20 18	20 21
Kansas	8	8 8	7 10 13 13 18	16 15 19 22	- 24	- - 22
Kentucky	4	4 4	8 5 3 3 7	5 6 7 6	5 8 6 13	14 8
Louisville	-	- - - -	- - - -	- 24	- - - -	- - - -
Maryland	6	6 5	2 2 5 5 4	6 5 4 4	7 7 5 5	5 5
Massachusetts	24	23	- - - -	- - - -	- - - -	- - - -
Miami (Fla.)	-	- - - -	- - - -	- 25 23	25 16 15 11	9 10
Miami (Ohio)	-	- 24 22	- - - -	- - - -	- 25	- - - -
Michigan St.	5	5 7	9 14 14 15 13	12 14 11 8	8 5 4 3	2 2
Minnesota	-	- - - -	- 24 17 17 16	17 19 17 19T	18 22	- - 23
Missouri	-	- - - -	- - - -	- - - -	- 24 - 22	- 24
New Mexico	T20	20 20	17 12 11 11 15	15 16 12 18	17 25 24 21	25 25
North Carolina	11	10 9	3 7 7 7 9	10 9 10 10	12 12 14 14	15 13
Ohio St.	-	- - - -	- 25 21	- 15	15 13 11 10	11 14
Oklahoma	-	- - - -	- 24 23	- - - -	- - - -	- - - -
Oklahoma St.	13	13 12	11 19 18 25 25	22 22 23	- - - -	- - - -
Pittsburgh	-	- - 20 20	22 24 23	- - - -	- - - -	- - - -
Purdue	16	15 14	14 9 18 9 11	7 13 16 14T	18 21 17 23	- - - -
Rhode Island	23	25	- - - -	- - - -	- - - -	- - - -
St. John's (N.Y.)	-	- 23 25	18 15 14 12	9 11 8 9	9 11 10 8	10 9
Stanford	3	3 3	5 6 6 6 5	4 4 3 3	4 6 7 6	6 7
Syracuse	T20	22 19	12 13 21 22 22	21 18 20 17	16 18 21T24	- - - -
Temple	7	7 6	10 16	- - - -	- - - -	- T24
Tennessee	9	18 25	- 21	- - - -	- - - -	- - 18 20
Texas	-	- - - -	- - - -	- - - -	- - - -	- 22
TCU	25	- - - -	- 24	24 20 21 24	- - - -	- - - -
UCLA	12	11 10	18 15 12 12 10	8 10 13 11	13 9 16 15	12 15
Utah	10	9 18	21 25	- - - -	- 20 14 12 12	8 6
Washington	14	14 16	15 22	- - - -	- - - -	- - - -

Team	PS	Nov. 18 25	December 2 9 16 23 30	January 6 13 20 27	February 3 10 17 24	March 3 10
Wisconsin.....	-	-	-23 20 19	23 17 15 12	11 15 13 16	19 18
Xavier.....	17	16 13 23	-	-	-	-

1999-2000

Team	PS	Nov. 16 23 30	December 7 14 21 28	January 4 11 18 25	February 1 8 15 22 29	March 7 14
Arizona.....	9	10 8 4 2 4 3 5 5	2 2 5 9	7 4 4 3 9 4	-	-
Auburn.....	4	3 2 7 8 6 7 4 4	4 4 7 10	9 12 11 19	-24	-
Cincinnati.....	2	1 1 1 1 4 3 3 1	1 1 1 1	1 1 3 2 1 7	-	-
Connecticut.....	1	8 7 5 6 3 2 2 2	5 8 6 7	13 18 22 24	21 20	-
DePaul.....	20	20 18 22 20	19 24 24 23	21 23	-	-
Duke.....	10	18 16 17 14 11 10	9 8 6 5 3 3	3 3 2 4 3 1	-	-
Florida.....	8	7 6 11 9 9 8 6 6	10 9 10 12	12 11 9 8 11 13	-	-
Gonzaga.....	24	25 25 24 22 22	-	-	-	-
Illinois.....	16	17 15 16 22 20 15	20 19 22	-	-25 25 21	-
Indiana.....	-	-23 15 21 20 12 10	9 11 14 11	10 10 16 14	18 22	-
Iowa.....	-	22 23	-	-	-	-
Iowa St.....	-	-	-	-20 17 14 17 10	7 6	-
Kansas.....	11	11 10 6 5 8 12 10	9 8 7 12 15	20 24 23 23	24	-
Kentucky.....	14	14 11 13 23	-	-25 20 18 16 14	11 19 18 22	16 19
LSU.....	-	-	-21 24	-22 25 16 15 12	10 10	-
Louisville.....	-	-	-25	-	-	-
Maryland.....	-	-24 24 21	16 17 14 12	18 24 22 25	23 22 19 17	20 17
Miami (Fla.).....	25	-	-	-	-	23 23
Michigan St.....	3	2 3 8 4 5 5 8 11	11 10 9 8	6 6 5 7 5 2	-	-
North Carolina.....	6	5 4 2 7 7 6 13 14	13 21	-	-	-
North Carolina St.....	-	-	-25	-21	-	-
Ohio St.....	5	4 12 15 13 12 16 15 13	17 13 8 5	5 7 6 6 4 8	-	-
Oklahoma.....	-	-	-23 21 22 20	16 17 18 18	16 20 21 15 12	-
Oklahoma St.....	22	23 21 21 17 14 13 11 16	14 12 15 13	14 8 10 13 17 14	-	-
Oregon.....	-	-	-	-23 24	-	-
Purdue.....	23	24 22 19 25 24	-	-	-25 21 20	22 25
St. John's (N.Y.).....	18	15	-	-19 25	-	18 19 9
Seton Hall.....	-	-	-	-	-23	-
Southern California.....	-	-	-	-23	-	-
Stanford.....	13	9 9 3 3 2 1 1 1	3 3 2 2	2 2 1 1 2 3	-	-
Syracuse.....	17	13 14 14 12 10 9 7 7	7 6 4 4 4 9 13	9 12 16	-	-
Temple.....	7	6 5 10 19 17 19 17	-23 -23 21	19 15 8 5 6 5	-	-
Tennessee.....	19	19 17 18 16 13 11 16 15	12 16 11 6 8 5 7 11	8 11	-	-
Texas.....	21	21 20 9 10 15 14 18 17	15 14 17 16	18 17 14 16 13 15	-	-
Tulsa.....	-	-	-25 22	19 15 13 17	15 13 12 15 14 18	-
UCLA.....	12	12 13 12 11 18 18 23 24	-25	-	-	-
Utah.....	15	16 19 20	-	-21 18	-	-
Vanderbilt.....	-	-	-	-20 20 24	22 24	-
Wake Forest.....	-	-	-18 25 23 19	-	-	-

2000-01

Team	PS	Nov. 14 21 28	December 5 12 19 26	January 2 9 16 23 30	February 6 13 20 27	March 6 13
Alabama.....	-	-	-23 18 17 20	18 16 15 18 17	18 21 14 20	-
Arizona.....	1	1 1 5	5 7 10 12	16 21 17 12 7 11	8 8 9 8 5	-
Arkansas.....	T15	15 24 25	21 25 25	-	-	-
Boston College.....	-	-	-	-24 25 23 20	17 9 10 11	10 7
Cincinnati.....	18	17 16 22	18 17 22 19	25	-	-
Connecticut.....	14	13 12 16	15 11 11 10	10 13 15 24	-	-
Dayton.....	-	-24	-	-	-	-
DePaul.....	21	22 21	-	-	-	-
Duke.....	2	2 2 1	1 1 1 3	3 2 2 2 2 3 3 4	2 3 1	-
Florida.....	11	11 11 10	8 8 7 5	5 8 7 14 13	8 11 7 6 5 8	-
Fresno St.....	-	-	-	-22 19 23 20	-	25
Georgetown.....	-	-	-24 23 21	19 12 9 10 14 15 18 21 21	18 21	-
Georgia.....	-	-	-	-25	-	-
Illinois.....	8	8 8 9	9 5 5 9	9 7 11 7 6 7 4 3 5	4 4	-
Indiana.....	-	-	-	-	-	-20
Iowa.....	-	-	-22 19 23	-	-	-24
Iowa St.....	25	-	-25	23 18 23 17 15 12 7 6 8 7	10 12	-
Kansas.....	7	4 3 2	3 10 9 7	7 5 5 4 3 5 6 11 10	9 12	-
Kentucky.....	12	20 22	-	-	-22 13 15	15 9
Maryland.....	5	6 6 13	19 20 20 18	17 14 12 8 9 13 17 20 16	11 11	-
Michigan St.....	3	3 4 3	2 2 2 1	1 3 3 3 5 4 5 5 3 2 3	-	-
Mississippi.....	-	-	-23 24 24	22 20 21 19	-25 16 12 14	14 14
Missouri.....	-	-	-	-20	-	-
North Carolina.....	6	7 7 6	14 15 15 14	13 9 6 5 4 1 1 2 4 6 6	-	-
Notre Dame.....	T15	16 14 11	10 21 21 22	21 25	-23 20 14 18 13 19	19 19
Ohio St.....	-	-	-	-	-	-24
Oklahoma.....	22	21 19 14	20 19 18 17	15 22 22	-24 21 13 16 17	16 13
Providence.....	-	-	-	-	-25	-
St. John's (N.Y.).....	-24	23 19	24	-	-	-
St. Joseph's.....	-	-	-	-	-23 18	21 22
Seton Hall.....	10	10 10 8	7 9 8 11	11 15 18 16 22	-	-
Southern Cal.....	23	23 20 15	12 13 13 16	20 19 24 25 21 22	-	-
Stanford.....	4	5 5 4	4 3 3 2	2 1 1 1 1 2 2 1 1 1 2	-	-
Syracuse.....	-	-20	13 12 12 15	14 11 8 11 12	9 10 17 19	17 17
Temple.....	-	-17	-	-	-	-

Team	PS	Nov. 14 21 28	December 5 12 19 26	January 2 9 16 23 30	February 6 13 20 27	March 6 13
Tennessee.....	9	9 9 7	6 4 4 6	6 4 4 6 8 10 15 22	-	-
Texas.....	-	-	-	-24 23	-20	-24 20 18
UCLA.....	17	14 15	-	-	-24 15 12	13 15
Utah.....	13	12 13 18	22	-	-	-
Virginia.....	24	25 25 21	16 14 14 8	8 10 13 13 11	6 12 9 7 12 16	-
Wake Forest.....	20	18 17 12	11 6 6 4	4 6 10 9 16	19 23 24 23	22 23
Wisconsin.....	19	19 18 23	17 16 16 13	12 17 19 15 10	16 19 19 22	23 25
Xavier.....	-	-	-	-	-24	-25

2001-02

Team	PS	Nov. 20 27	December 4 11 18 25	January 1 8 15 22 29	February 5 12 19 26	March 5 12
Alabama.....	24	22 21	16 22 23 21 18	T14 16 14 7 5 7 5 6 8 8	-	-
Arizona.....	-	8 4 7	6 11 14 15	20 15 10 19 11	9 14 14 15 7	-
Ball St.....	-	-16 15 20 21	-	-	-	-
Boston College.....	17	17 15	13 11 10 11 11	16 22	-	-
Butler.....	-	-	-23 20	24	-	-
California.....	-	-	-	-	-21 25	-
Cincinnati.....	-	-	-25 17 13	10 7 4 4 6 5 4 4 5 5	-	-
Connecticut.....	-	-	-	-25 17	-	-23 19 10
Duke.....	1	1 1 1 1 1 1 1 1	2 1 1 1 1 1 1 3 3 3 1	-	-	-
Florida.....	6	7 6 6 5 4 3 3	3 2 5 5 8 6 8 8 11 15	-	-	-
Fresno St.....	-23	24 21	-	-	-	-
Georgetown.....	14	16 18 19 18 16 20 24	-	-	-	-
Georgia.....	-	-	-20 15 16 17 21 18 16 17 23	-	-	-
Gonzaga.....	-	-	-25 24 22 22	18 13 16 11 9 8 7 7 6 6	-	-
Hawaii.....	-	-	-	-	-	-25
Illinois.....	3	2 2 5 10 9 7 7	9 11 9 12 21 18 16 15 10 13	-	-	-
Indiana.....	22	20	-21	-25	-	-22 23 25 23
Iowa.....	9	9 7 12 15 12 9 9	13 17	-	-	-
Kansas.....	7	4 8 4 4 3 2 2	1 4 2 2 2 1 1 1 2	-	-	-
Kentucky.....	4	10 13 11 9 7 6 6	8 12 8 10 7 10 12 11 12 16	-	-	-
Marquette.....	-	-23 17 14 14 19 25	-	-	-18 11 9 9 13 12	-
Maryland.....	2	6 5 3 3 2 8 8	4 3 3 3 3 3 2 2 4	-	-	-
Memphis.....	12	12 20 22	-	-	-	-
Miami (Fla.).....	-	-	-24 21	21 24 22 15 12 13 17 22 20 21	-	-
Michigan St.....	15	13 22 24 23 17 13 19	25	-	-	-
Mississippi St.....	-	-	-	22	-	-
Missouri.....	8	5 3 2 2 8 10 17	17 21 18 22 22	-	-	-17
North Carolina.....	19	-	-	-	-	-
North Caro. St.....	-	-	-	-	-	-24
Ohio St.....	-	-	-	-	-20 25 16 23 19 18 21 14	-
Oklahoma.....	25	-	-24 22 12 10	5 5 6 6 4 4 6 5 4 3	-	-
Oklahoma St.....	18	15 14 10	8 6 5 5	6 6 11 9 14 16 13 12 14 20	-	-
Oregon.....	-	-	-	-23 19	-	-13 17 15 13 9 11
Pittsburgh.....	-	-	-	23	-	-14 11 10 7 9
St. Joseph's.....	10	19 19 18 16 15	-	-	-	-
Southern Cal.....	20	24	-	-	-18 23 23 25 25 20 19 22 18	-
Stanford.....	13	14 11 14 12 13 16 12	T14 19 17 18 20 12 10 17 16 24	-	-	-
Syracuse.....	21	18 12	9 13 18 18 16	12 8 12 14 23	-	-
Temple.....	16	25	-	-	-	-
Texas.....	23	-	-	-24	-	-
Texas Tech.....	-	-	-	-20 24	-	-
UCLA.....	5	3 10 20 17 19 15 14	11 9 13 13 15 20 25	-	-	-
Virginia.....	11	11 9 8 7 5 4 4	7 10 7 8 10 15 22	-	-	-
Wake Forest.....	-	-25 23 19 20 25 23	19 14 21 24 19 19 20 24	-	-	-24 20 18 19
Western Ky.....	-21	17 25	-	-	-	-
Xavier.....	-	-	-	-	-	-24 22

2002-03

Team	PS	Nov. 19 26	December 3 10 17 24 31	January 7 14 21 28	February 4 11 18 25	March 4 11 18
Alabama.....	8	4 4	3 2 2 1 1	4 9 15 23 22	-	-
Arizona.....	1	1 1 1	1 1 4 4	2 2 1 1 2 1 1 1 1 2	-	-
Auburn.....	-	-	-	-24	-	-
California.....	-	-	-	-25 20	-22 18 23 22 24	-
Col. of Charleston.....	-	-	-25	-	-	-
Cincinnati.....	23	23 21	-23	-	-	-
Connecticut.....	15	14 12	11 9 8 6 5	3 16 11 14 18 23	-	-23
Creighton.....	-	-	-20 18 15	16 13 10 16	13 12 17 17 19 19 15	-
Dayton.....	-	-	-	-	-25 25 21 22 16	-
Duke.....	6	6 6	4 3 3 3 3	1 1 3 5 9 8 8 6 10 12 7	-	-
Florida.....	7	8 7	8 14 13 12 12	11 16 5 4 1 4 7 4 3 7 10	-	-
Georgia.....	16	18 17	-	-20 20 19 15 17 20 22 21 25 21 25	-	-
Gonzaga.....	22	21 20	-	-	-	-
Illinois.....	-	-	-25 15 12 7 1			

Team	Nov. PS 19 26	December 3 10 17 24 31	January 7 14 21 28	February 4 11 18 25	March 4 11 18
Maryland	13T12 11	9 18 24 23 22	T21 17 12 10	8 16 13 14 13	14 17
Memphis	- - -	- - -	- - -	- - 24	18 16 19
Michigan St.	9 9 9	21 21 15 15 14	25 - - -	- - -	- - -
Minnesota	24 24 24	20 - 25 -	- - -	- - -	- - -
Mississippi St.	12T12 23	24 24 16 16 8	7 14 22 21	23 19 19 20 23	- 20
Missouri	19 20 18	15 11 11 17 16	13 11 21 25	21 21 - -	- - 24
North Carolina	- - -	12 22 23 22	- - -	- - -	- - -
Notre Dame	- - -	10 9 8 6	5 10 16 11	10 10 12 9	16 17 22
Oklahoma	3 7 8	6 6 7 5 10	9 5 7 6 7	5 5 3 5	6 3
Oklahoma St.	- - -	- - -	- 24 13	9 11 13 16	16 20 23 -
Oregon	11 10 10	7 5 5 11 9	12 22 23 22	- - -	- - -
Pittsburgh	5 5 5	5 4 4 2 2	6 3 2	2 4 7 9 8	7 5 4
Purdue	- - -	- - -	- - -	- 24 - 24	- - -
St. Joseph's	- - -	- - -	- - -	- 25 - -	- 25 -
Stanford	- - -	17 19 17	- - -	- 25 24 21	19 17 15 18
Syracuse	- - -	- - -	- 25 -	- 24 19 17 15	15 12 11 13
Texas	4 3 3	2 8 10 9 7	8 4 4 3	3 6 3 5	4 3 5
Texas Tech	- - -	- - 25	23 - -	- - -	- - -
Tulsa	25 25 22	19 17 22 20	- - -	- - -	- - -
UCLA	14 15 14	- - -	- - -	- - -	- - -
Utah	- - -	- - -	- - -	- 23 22	- - -
Virginia	- - -	22 - -	- - -	- - -	- - -
Wake Forest	- - -	- - 25 23	17 19 17	14 15 10 12	9 9 8
Western Ky.	20 19	- - -	- - -	- - -	- - -
Wisconsin	- - 25	23 - -	- - -	- - -	- 24 18 21
Xavier	10 11 16	16 13 21 21 19	T21 - -	- 20 18 14 13	11 10 12

2003-04

Team	Nov. PS 25	December 2 9 16 23 31	January 6 13 20 27	February 3 10 17 24	March 2 9 16
Air Force	- - -	- - -	- - -	- - -	- 25 -
Arizona	4 4 7	9 7 5 4	3 7 14	9 12 16 14 17	22 21 22
Boston College	- - -	- - -	- - -	- - -	- T25
Cincinnati	18 19	19 18 16 14 12	11 10 6	8 10 13 17 15	13 13 11
Connecticut	1 1 3	2 1 1 1 1	1 1 4	6 5 5 8 8	7 9 7

Team	Nov. PS 25	December 2 9 16 23 31	January 6 13 20 27	February 3 10 17 24	March 2 9 16
Creighton	- - -	- - 24	- - -	- - -	- - -
Dayton	- - -	- 25 24 23	- - -	- - -	- - -
Duke	2 2 6	4 3 3 2	2 2 1 1	1 1 3 5	3 5 6
Florida	8 8 2	1 15 13 14	14 15 17 22	21 22 - -	- - 23 18 12 13
Georgia Tech.	- - -	13 10 5 4 3	8 12 11 14 15	15 18 18 19 14	14
Gonzaga	10 16	17 17 13 15 16	16 16 15 10 8	7 6 4 4 3	3
Illinois	13 12	11 14 21 21 20	19 25 - -	- - -	- 23 18 12 13
Iowa	- - -	- 24 - -	- - -	- - -	- - -
Kansas	6 6 1	5 6 12 13 13	14 12 15 20	12 21 20 21 18	16
Kentucky	11 10	9 8 2 2 8	7 5 9 5 9	8 9 9 9 8	2
LSU	- - -	- - -	- - -	- 24 - -	- - -
Louisville	16 17	- - 20 20 11	10 8 5 4 6	9 10 21 25	- -
Marquette	23 23	24 22 23 - 25	23 21 - -	- - -	- - -
Maryland	- - -	- 25 24 -	- - -	- - -	- 19
Memphis	- - -	- - -	- - -	- 23 19 20 23	24
Michigan St.	3 3	5 21 - -	- - -	- - -	- - -
Mississippi St.	- - -	- - 24 22	20 19 11 7	6 4 7 5 4	8
Missouri	5 5	4 3 10 11 23	- - -	- - -	- - -
North Carolina	9 9	10 7 4 9 9	12 9 7 12 17	14 16 12 14 16	18
North Carolina St.	24 25	- - -	- - -	- 21 13 14	16 17 15
Notre Dame	21 21	23 - - -	- - -	- - -	- - -
Oklahoma	14 14	14 11 8 7 7	6 11 20 25 22	- - -	- - -
Oklahoma St.	25 24	25 - - -	- 24 18 13	10 7 6 8 7	4
Pittsburgh	22 22	22 20 18 16 15	15 13 8 7 4	4 5 3 6 6 9	-
Providence	- - -	- - 25 -	- 23 23	24 19 13 12 20	21
Purdue	- - -	20 16 17 22 21	24 - 23 21 -	- - -	- - -
St. Joseph's	17 13	12 12 T11 10 10	9 6 3 3 3	3 2 2 2 1 5	-
South Carolina	- - -	- - -	- 25 24 25	25 25 - -	- 23
Southern Ill.	- - -	- - -	- 23 20 16	15 24 -	-
Stanford	19 20	21 13 9 6 5	4 3 2 2 2	2 1 1 1 2 1	-
Syracuse	7 7	16 19 19 17 17	17 17 13 20 18	- - -	- 24 19 20
Texas	12 11	8 6 T11 18 19	18 18 16 16 11	11 11 10 10 11	12
Texas Tech	- - -	- - -	- 22 18 13	19 18 22 25	- -
Utah St.	- - -	- - -	- - 24 19 -	- 24 23 22	T25
Vanderbilt	- - -	- - 25 22	20 23 22	- - -	- - -
Wake Forest	20 18	18 15 14 8 6	5 4 10 19	16 20 15 11 11	15 17
Wisconsin	15 15	15 23 22 19 18	21 19 21 17 14	17 12 22 17 10	10

PS=preseason
(Note: AP does not do a post-tournament poll)

Final Season Polls

Final Regular-Season Polls

The Helms Foundation of Los Angeles selected the national college men's basketball champions from 1942-82 and researched retroactive picks from 1901-41. The Helms winners are listed in this section to the time The Associated Press (AP) poll started in 1949. The AP is the writers' poll, while the UPI and USA Today/CNN and USA Today/NABC polls are the coaches' polls.

HELMS

- 1901 Yale
- 1902 Minnesota
- 1903 Yale
- 1904 Columbia
- 1905 Columbia
- 1906 Dartmouth
- 1907 Chicago
- 1908 Chicago
- 1909 Chicago
- 1910 Columbia
- 1911 St. John's (N.Y.)
- 1912 Wisconsin

- 1913 Navy
- 1914 Wisconsin
- 1915 Illinois
- 1916 Wisconsin
- 1917 Washington St.
- 1918 Syracuse
- 1919 Minnesota
- 1920 Pennsylvania
- 1921 Pennsylvania
- 1922 Kansas
- 1923 Kansas
- 1924 North Carolina

- 1925 Princeton
- 1926 Syracuse
- 1927 Notre Dame
- 1928 Pittsburgh
- 1929 Montana St.
- 1930 Pittsburgh
- 1931 Northwestern
- 1932 Purdue
- 1933 Kentucky
- 1934 Wyoming
- 1935 New York U.
- 1936 Notre Dame

- 1937 Stanford
- 1938 Temple
- 1939 Long Island
- 1940 Southern California
- 1941 Wisconsin
- 1942 Stanford
- 1943 Wyoming
- 1944 Army
- 1945 Oklahoma St.
- 1946 Oklahoma St.
- 1947 Holy Cross
- 1948 Kentucky

1949

- AP**
- 1. Kentucky
 - 2. Oklahoma St.
 - 3. St. Louis
 - 4. Illinois
 - 5. Western Ky.
 - 6. Minnesota
 - 7. Bradley
 - 8. San Francisco
 - 9. Tulane
 - 10. Bowling Green
 - 11. Yale
 - 12. Utah
 - 13. North Carolina St.
 - 14. Villanova
 - 15. UCLA
 - 16. Loyola (Ill.)
 - 17. Wyoming
 - 18. Butler
 - 19. Hamline
 - 20. Ohio St.

1950

- AP**
- 1. Bradley
 - 2. Ohio St.
 - 3. Kentucky
 - 4. Holy Cross
 - 5. North Carolina St.
 - 6. Duquesne
 - 7. UCLA
 - 8. Western Ky.
 - 9. St. John's (N.Y.)
 - 10. La Salle
 - 11. Villanova
 - 12. San Francisco
 - 13. Long Island
 - 14. Kansas St.
 - 15. Arizona
 - 16. Wisconsin
 - 17. San Jose St.
 - 18. Washington St.
 - 19. Kansas
 - 20. Indiana

1951

- AP**
- 1. Kentucky
 - 2. Oklahoma St.
 - 3. Columbia
 - 4. Kansas St.
 - 5. Illinois
 - 6. Bradley
 - 7. Indiana
 - 8. North Carolina St.
 - 9. St. John's (N.Y.)
 - 10. St. Louis
 - 11. Brigham Young
 - 12. Arizona
 - 13. Dayton
 - 14. Toledo
 - 15. Washington
 - 16. Murray St.
 - 17. Cincinnati
 - 18. Siena
 - 19. Southern California
 - 20. Villanova

UPI

- 1. Kentucky
- 2. Oklahoma St.
- 3. Kansas St.
- 4. Illinois
- 5. Columbia
- 6. Bradley
- 7. North Carolina St.
- 8. Indiana
- 9. St. John's (N.Y.)
- 10. Brigham Young
- 11. St. Louis
- 12. Arizona
- 13. Washington
- 14. Beloit
- 14. Villanova
- 16. UCLA
- 17. Cincinnati
- 18. Dayton
- 18. St. Bonaventure
- 18. Seton Hall
- 18. Texas A&M

1952

- AP**
- 1. Kentucky
 - 2. Illinois
 - 3. Kansas St.
 - 4. Duquesne
 - 5. St. Louis
 - 6. Washington
 - 7. Iowa
 - 8. Kansas
 - 9. West Virginia
 - 10. St. John's (N.Y.)
 - 11. Dayton
 - 12. Duke
 - 13. Holy Cross
 - 14. Seton Hall
 - 15. St. Bonaventure
 - 16. Wyoming
 - 17. Louisville
 - 18. Seattle
 - 19. UCLA
 - 20. Texas St.

UPI

- 1. Kentucky
- 2. Illinois
- 3. Kansas
- 4. Duquesne
- 5. Washington
- 6. Kansas St.
- 7. St. Louis
- 8. Iowa
- 9. St. John's (N.Y.)
- 10. Wyoming
- 11. St. Bonaventure
- 12. Seton Hall
- 13. TCU
- 14. West Virginia
- 15. Holy Cross
- 16. Western Ky.
- 17. La Salle
- 18. Dayton
- 19. Louisville
- 20. UCLA
- 20. Indiana

1953

- AP**
1. Indiana
 2. Seton Hall
 3. Kansas
 4. Washington
 5. LSU
 6. La Salle
 7. St. John's (N.Y.)
 8. Oklahoma St.
 9. Duquesne
 10. Notre Dame
 11. Illinois
 12. Kansas St.
 13. Holy Cross
 14. Seattle
 15. Wake Forest
 16. Santa Clara
 17. Western Ky.
 18. North Carolina St.
 19. DePaul
 20. Southwest Mo. St.

- UPI**
1. Indiana
 2. Seton Hall
 3. Washington
 4. La Salle
 5. Kansas
 6. LSU
 7. Oklahoma St.
 8. North Carolina St.
 9. Kansas St.
 10. Illinois
 11. Western Ky.
 12. California
 13. Notre Dame
 14. DePaul
 14. Wyoming
 16. St. Louis
 17. Holy Cross
 18. Oklahoma City
 19. Brigham Young
 20. Duquesne

1954

- AP**
1. Kentucky
 2. La Salle
 3. Holy Cross
 4. Indiana
 5. Duquesne
 6. Notre Dame
 7. Bradley
 8. Western Ky.
 9. Penn St.
 10. Oklahoma St.
 11. Southern California
 12. George Washington
 13. Iowa
 14. LSU
 15. Duke
 16. Niagara
 17. Seattle
 18. Kansas
 19. Illinois
 20. Maryland

- UPI**
1. Indiana
 2. Kentucky
 3. Duquesne
 4. Oklahoma St.
 5. Notre Dame
 6. Western Ky.
 7. Kansas
 8. LSU
 9. Holy Cross
 10. Iowa
 11. La Salle
 12. Illinois
 13. Colorado St.
 14. North Carolina St.
 14. Southern California
 16. Oregon St.
 17. Seattle
 17. Dayton
 19. Rice
 20. Duke

1955

- AP**
1. San Francisco
 2. Kentucky
 3. La Salle
 4. North Carolina St.
 5. Iowa
 6. Duquesne
 7. Utah
 8. Marquette
 9. Dayton
 10. Oregon St.
 11. Minnesota
 12. Alabama
 13. UCLA
 14. George Washington
 15. Colorado
 16. Tulsa
 17. Vanderbilt
 18. Illinois
 19. West Virginia
 20. St. Louis

- UPI**
1. San Francisco
 2. Kentucky
 3. La Salle
 4. Utah
 5. Iowa
 6. North Carolina St.
 7. Duquesne
 8. Oregon St.
 9. Marquette
 10. Dayton
 11. Colorado
 12. UCLA
 13. Minnesota
 14. Tulsa
 15. George Washington
 16. Illinois
 17. Niagara
 18. St. Louis
 19. Holy Cross
 20. Cincinnati

1956

- AP**
1. San Francisco
 2. North Carolina St.
 3. Dayton
 4. Iowa
 5. Alabama
 6. Louisville
 7. Southern Methodist
 8. UCLA
 9. Kentucky
 10. Illinois
 11. Oklahoma City
 12. Vanderbilt
 13. North Carolina
 14. Holy Cross
 15. Temple
 16. Wake Forest
 17. Duke
 18. Utah
 19. Oklahoma St.
 20. West Virginia

- UPI**
1. San Francisco
 2. North Carolina St.
 3. Dayton
 4. Iowa
 5. Alabama
 6. Southern Methodist
 7. Louisville
 8. Illinois
 9. UCLA
 10. Vanderbilt
 11. North Carolina
 12. Kentucky
 13. Utah
 14. Temple
 15. Holy Cross
 16. Oklahoma St.
 16. St. Louis
 18. Seattle
 18. Duke
 18. Canisius

1957

- AP**
1. North Carolina
 2. Kansas
 3. Kentucky
 4. Southern Methodist
 5. Seattle
 6. Louisville
 7. West Virginia
 8. Vanderbilt
 9. Oklahoma City
 10. St. Louis
 11. Michigan St.
 12. Memphis
 13. California
 14. UCLA
 15. Mississippi St.
 16. Idaho St.
 17. Notre Dame
 18. Wake Forest
 19. Canisius
 19. Oklahoma St.

- UPI**
1. North Carolina
 2. Kansas
 3. Kentucky
 4. Southern Methodist
 5. Seattle
 6. California
 7. Michigan St.
 8. Louisville
 9. UCLA
 9. St. Louis
 11. West Virginia
 12. Dayton
 13. Bradley
 14. Brigham Young
 15. Indiana
 16. Vanderbilt
 16. Xavier
 16. Oklahoma City
 19. Notre Dame
 20. Kansas St.

1958

- AP**
1. West Virginia
 2. Cincinnati
 3. Kansas St.
 4. San Francisco
 5. Temple
 6. Maryland
 7. Kansas
 8. Notre Dame
 9. Kentucky
 10. Duke
 11. Dayton
 12. Indiana
 13. North Carolina
 14. Bradley
 15. Mississippi St.
 16. Auburn
 17. Michigan St.
 18. Seattle
 19. Oklahoma St.
 20. North Carolina St.

- UPI**
1. West Virginia
 2. Cincinnati
 3. San Francisco
 4. Kansas St.
 5. Temple
 6. Maryland
 7. Notre Dame
 8. Kansas
 9. Dayton
 10. Indiana
 11. Bradley
 12. North Carolina
 13. Duke
 14. Kentucky
 15. Oklahoma St.
 16. Oregon St.
 16. North Carolina St.
 18. St. Bonaventure
 19. Michigan St.
 19. Wyoming
 19. Seattle

1959

- AP**
1. Kansas St.
 2. Kentucky
 3. Mississippi St.
 4. Bradley
 5. Cincinnati
 6. North Carolina St.
 7. Michigan St.
 8. Auburn
 9. North Carolina
 10. West Virginia
 11. California
 12. St. Louis
 13. Seattle
 14. St. Joseph's
 15. St. Mary's (Cal.)
 16. TCU
 17. Oklahoma City
 18. Utah
 19. St. Bonaventure
 20. Marquette

- UPI**
1. Kansas St.
 2. Kentucky
 3. Michigan St.
 4. Cincinnati
 5. North Carolina St.
 6. North Carolina
 6. Mississippi St.
 8. Bradley
 9. California
 10. Auburn
 11. West Virginia
 12. TCU
 13. St. Louis
 14. Utah
 15. Marquette
 16. Tennessee Tech
 17. St. John's (N.Y.)
 18. Navy
 18. St. Mary's (Cal.)
 20. St. Joseph's

1960

- AP**
1. Cincinnati
 2. California
 3. Ohio St.
 4. Bradley
 5. West Virginia
 6. Utah
 7. Indiana
 8. Utah St.
 9. St. Bonaventure
 10. Miami (Fla.)
 11. Auburn
 12. New York U.
 13. Georgia Tech
 14. Providence
 15. St. Louis
 16. Holy Cross
 17. Villanova
 18. Duke
 19. Wake Forest
 20. St. John's (N.Y.)

- UPI**
1. California
 2. Cincinnati
 3. Ohio St.
 4. Bradley
 5. Utah
 6. West Virginia
 7. Utah St.
 8. Georgia Tech
 9. Villanova
 10. Indiana
 11. St. Bonaventure
 12. New York U.
 13. Texas
 14. North Carolina
 15. Duke
 16. Kansas St.
 17. Auburn
 18. Providence
 19. St. Louis
 20. Dayton

1961

- AP**
1. Ohio St.
 2. Cincinnati
 3. St. Bonaventure
 4. Kansas St.
 5. North Carolina
 6. Bradley
 7. Southern California
 8. Iowa
 9. West Virginia
 10. Duke
 11. Utah
 12. Texas Tech
 13. Niagara
 14. Memphis
 15. Wake Forest
 16. St. John's (N.Y.)
 17. St. Joseph's
 18. Drake
 19. Holy Cross
 20. Kentucky

- UPI**
1. Ohio St.
 2. Cincinnati
 3. St. Bonaventure
 4. Kansas St.
 5. Southern California
 6. North Carolina
 7. Bradley
 8. St. John's (N.Y.)
 9. Duke
 10. Wake Forest
 11. Iowa
 12. West Virginia
 13. Utah
 14. St. Louis
 15. Louisville
 16. St. Joseph's
 17. Dayton
 18. Kentucky
 18. Texas Tech
 20. Memphis

1962

- AP**
1. Ohio St.
 2. Cincinnati
 3. Kentucky
 4. Mississippi St.
 5. Bradley
 6. Kansas St.
 7. Utah
 8. Bowling Green
 9. Colorado
 10. Duke
 11. Loyola (Ill.)
 12. St. John's (N.Y.)
 13. Wake Forest
 14. Oregon St.
 15. West Virginia
 16. Arizona St.
 17. Duquesne
 18. Utah St.
 19. UCLA
 20. Villanova

- UPI**
1. Ohio St.
 2. Cincinnati
 3. Kentucky
 4. Mississippi St.
 5. Kansas St.
 6. Bradley
 7. Wake Forest
 8. Colorado
 9. Bowling Green
 10. Utah
 11. Oregon St.
 12. St. John's (N.Y.)
 13. Duke
 13. Loyola (Ill.)
 15. Arizona St.
 16. West Virginia
 17. UCLA
 18. Duquesne
 19. Utah St.
 20. Villanova

1963

- AP**
1. Cincinnati
 2. Duke
 3. Loyola (Ill.)
 4. Arizona St.
 5. Wichita St.
 6. Mississippi St.
 7. Ohio St.
 8. Illinois
 9. New York U.
 10. Colorado

- UPI**
1. Cincinnati
 2. Duke
 3. Arizona St.
 4. Loyola (Ill.)
 5. Illinois
 6. Wichita St.
 7. Mississippi St.
 8. Ohio St.
 9. Colorado
 10. Stanford
 11. New York U.
 12. Texas
 13. Providence
 14. Oregon St.
 15. UCLA
 16. St. Joseph's
 16. West Virginia
 18. Bowling Green
 19. Kansas St.
 19. Seattle

1964

- AP**
1. UCLA
 2. Michigan
 3. Duke
 4. Kentucky
 5. Wichita St.
 6. Oregon St.
 7. Villanova
 8. Loyola (Ill.)
 9. DePaul
 10. Davidson

- UPI**
1. UCLA
 2. Michigan
 3. Kentucky
 4. Duke
 5. Oregon St.
 6. Wichita St.
 7. Villanova
 8. Loyola (Ill.)
 9. UTEP
 10. Davidson
 11. DePaul
 12. Kansas St.
 13. Drake
 13. San Francisco
 15. Utah St.
 16. Ohio St.
 16. New Mexico
 18. Texas A&M
 19. Arizona St.
 19. Providence

1965**AP**

1. Michigan
2. UCLA
3. St. Joseph's
4. Providence
5. Vanderbilt
6. Davidson
7. Minnesota
8. Villanova
9. Brigham Young
10. Duke

UPI

1. Michigan
2. UCLA
3. St. Joseph's
4. Providence
5. Vanderbilt
6. Brigham Young
7. Davidson
8. Minnesota
9. Duke
10. San Francisco
11. Villanova
12. North Carolina St.
13. Oklahoma St.
14. Wichita St.
15. Connecticut
16. Illinois
17. Tennessee
18. Indiana
19. Miami (Fla.)
20. Dayton

1966**AP**

1. Kentucky
2. Duke
3. UTEP
4. Kansas
5. St. Joseph's
6. Loyola (Ill.)
7. Cincinnati
8. Vanderbilt
9. Michigan
10. Western Ky.

UPI

1. Kentucky
2. Duke
3. UTEP
4. Kansas
5. Loyola (Ill.)
6. St. Joseph's
7. Michigan
8. Vanderbilt
9. Cincinnati
10. Providence
11. Nebraska
12. Utah
13. Oklahoma City
14. Houston
15. Oregon St.
16. Syracuse
17. Pacific
18. Davidson
19. Brigham Young
20. Dayton

1967**AP**

1. UCLA
2. Louisville
3. Kansas
4. North Carolina
5. Princeton
6. Western Ky.
7. Houston
8. Tennessee
9. Boston College
10. UTEP

UPI

1. UCLA
2. Louisville
3. North Carolina
4. Kansas
5. Princeton
6. Houston
7. Western Ky.
8. UTEP
9. Tennessee
10. Boston College
11. Toledo
12. St. John's (N.Y.)
13. Tulsa
14. Vanderbilt
14. Utah St.
16. Pacific
17. Providence
18. New Mexico
19. Duke
20. Florida

1968**AP**

1. Houston
2. UCLA
3. St. Bonaventure
4. North Carolina
5. Kentucky
6. New Mexico
7. Columbia
8. Davidson
9. Louisville
10. Duke

UPI

1. Houston
2. UCLA
3. St. Bonaventure
4. North Carolina
5. Kentucky
6. Columbia
7. New Mexico
8. Louisville
9. Davidson
10. Marquette
11. Duke
12. New Mexico St.
13. Vanderbilt
14. Kansas St.
15. Princeton
16. Army
17. Santa Clara
18. Utah
19. Bradley
20. Iowa

1969**AP**

1. UCLA
2. La Salle
3. Santa Clara
4. North Carolina
5. Davidson
6. Purdue
7. Kentucky
8. St. John's (N.Y.)
9. Duquesne
10. Villanova
11. Drake
12. New Mexico St.
13. South Carolina
14. Marquette
15. Louisville
16. Boston College
17. Notre Dame
18. Colorado
19. Kansas
20. Illinois

UPI

1. UCLA
2. North Carolina
3. Davidson
4. Santa Clara
5. Kentucky
6. La Salle
7. Purdue
8. St. John's (N.Y.)
9. New Mexico St.
10. Duquesne
11. Drake
12. Colorado
13. Louisville
14. Marquette
15. Villanova
15. Boston College
17. Weber St.
17. Wyoming
19. Colorado St.
20. South Carolina
20. Kansas

1970**AP**

1. Kentucky
2. UCLA
3. St. Bonaventure
4. Jacksonville
5. New Mexico St.
6. South Carolina
7. Iowa
8. Marquette
9. Notre Dame
10. North Carolina St.
11. Florida St.
12. Houston
13. Pennsylvania
14. Drake
15. Davidson
16. Utah St.
17. Niagara
18. Western Ky.
19. Long Beach St.
20. Southern California

UPI

1. Kentucky
2. UCLA
3. St. Bonaventure
4. New Mexico St.
5. Jacksonville
6. South Carolina
7. Iowa
8. Notre Dame
9. Drake
10. Marquette
11. Houston
12. North Carolina St.
13. Pennsylvania
14. Florida St.
15. Villanova
15. Long Beach St.
17. Western Ky.
17. Utah St.
17. Niagara
20. Cincinnati
20. UTEP

1971**AP**

1. UCLA
2. Marquette
3. Pennsylvania
4. Kansas
5. Southern California
6. South Carolina
7. Western Ky.
8. Kentucky
9. Fordham
10. Ohio St.
11. Jacksonville
12. Notre Dame
13. North Carolina
14. Houston
15. Duquesne
16. Long Beach St.
17. Tennessee
18. Villanova
19. Drake
20. Brigham Young

UPI

1. UCLA
2. Marquette
3. Pennsylvania
4. Kansas
5. Southern California
6. South Carolina
7. Western Ky.
8. Kentucky
9. Fordham
10. Ohio St.
11. Jacksonville
11. Brigham Young
13. North Carolina
14. Notre Dame
14. Long Beach St.
16. Drake
17. Villanova
18. Duquesne
18. Houston
20. Weber St.

1972**AP**

1. UCLA
2. North Carolina
3. Pennsylvania
4. Louisville
5. Long Beach St.
6. South Carolina
7. Marquette
8. La-Lafayette
9. Brigham Young
10. Florida St.
11. Minnesota
12. Marshall
13. Memphis
14. Maryland
15. Villanova
16. Oral Roberts
17. Indiana
18. Kentucky
19. Ohio St.
20. Virginia

UPI

1. UCLA
2. North Carolina
3. Pennsylvania
4. Louisville
5. South Carolina
6. Long Beach St.
7. Marquette
8. La-Lafayette
9. Brigham Young
10. Florida St.
11. Maryland
12. Minnesota
13. Memphis
14. Kentucky
15. Villanova
16. Kansas St.
17. UTEP
18. Marshall
19. Missouri
19. Weber St.

1973**AP**

1. UCLA
2. North Carolina St.
3. Long Beach St.
4. Providence
5. Marquette
6. Indiana
7. La-Lafayette
8. Maryland
9. Kansas St.
10. Minnesota
11. North Carolina
12. Memphis
13. Houston
14. Syracuse
15. Missouri
16. Arizona St.
17. Kentucky
18. Pennsylvania
19. Austin Peay
20. San Francisco

UPI

1. UCLA
2. North Carolina St.
3. Long Beach St.
4. Marquette
5. Providence
6. Indiana
7. La-Lafayette
7. Kansas St.
9. Minnesota
10. Maryland
11. Memphis
12. North Carolina
13. Arizona St.
14. Syracuse
15. Kentucky
16. South Carolina
17. Missouri
18. Weber St.
18. Houston
20. Pennsylvania

1974**AP**

1. North Carolina St.
2. UCLA
3. Marquette
4. Maryland
5. Notre Dame
6. Michigan
7. Kansas
8. Providence
9. Indiana
10. Long Beach St.
11. Purdue
12. North Carolina
13. Vanderbilt
14. Alabama
15. Utah
16. Pittsburgh
17. Southern California
18. Oral Roberts
19. South Carolina
20. Dayton

UPI

1. North Carolina St.
2. UCLA
3. Notre Dame
4. Maryland
5. Marquette
6. Providence
7. Vanderbilt
8. North Carolina
9. Indiana
10. Kansas
11. Long Beach St.
12. Michigan
13. Southern California
14. Pittsburgh
15. Louisville
16. South Carolina
17. Creighton
18. New Mexico
19. Alabama
19. Dayton

1975**AP**

1. UCLA
2. Kentucky
3. Indiana
4. Louisville
5. Maryland
6. Syracuse
7. North Carolina St.
8. Arizona St.
9. North Carolina
10. Alabama
11. Marquette
12. Princeton
13. Cincinnati
14. Notre Dame
15. Kansas St.
16. Drake
17. UNLV
18. Oregon St.
19. Michigan
20. Pennsylvania

UPI

1. Indiana
2. UCLA
3. Louisville
4. Kentucky
5. Maryland
6. Marquette
7. Arizona St.
8. Alabama
9. North Carolina St.
10. North Carolina
11. Pennsylvania
12. Southern California
13. Utah St.
14. UNLV
14. Notre Dame
16. Creighton
17. Arizona
18. New Mexico St.
19. Clemson
20. UTEP

1976**AP**

1. Indiana
2. Marquette
3. UNLV
4. Rutgers
5. UCLA
6. Alabama
7. Notre Dame
8. North Carolina
9. Michigan
10. Western Mich.
11. Maryland
12. Cincinnati
13. Tennessee
14. Missouri
15. Arizona
16. Texas Tech
17. DePaul
18. Virginia
19. Centenary (La.)
20. Pepperdine

UPI

1. Indiana
2. Marquette
3. Rutgers
4. UNLV
5. UCLA
6. North Carolina
7. Alabama
8. Notre Dame
9. Michigan
10. Washington
11. Missouri
12. Arizona
13. Maryland
14. Tennessee
15. Virginia
16. Cincinnati
16. Florida St.
18. St. John's (N.Y.)
19. Western Mich.
19. Princeton

1977

- AP**
1. Michigan
 2. UCLA
 3. Kentucky
 4. UNLV
 5. North Carolina
 6. Syracuse
 7. Marquette
 8. San Francisco
 9. Wake Forest
 10. Notre Dame
 11. Alabama
 12. Detroit
 13. Minnesota
 14. Utah
 15. Tennessee
 16. Kansas St.
 17. Charlotte
 18. Arkansas
 19. Louisville
 20. VMI

- UPI**
1. Michigan
 2. San Francisco
 3. North Carolina
 4. UCLA
 5. Kentucky
 6. UNLV
 7. Arkansas
 8. Tennessee
 9. Syracuse
 10. Utah
 11. Kansas St.
 12. Cincinnati
 13. Louisville
 14. Marquette
 15. Providence
 16. Indiana St.
 17. Minnesota
 18. Alabama
 19. Detroit
 20. Purdue

1978

- AP**
1. Kentucky
 2. UCLA
 3. DePaul
 4. Michigan St.
 5. Arkansas
 6. Notre Dame
 7. Duke
 8. Marquette
 9. Louisville
 10. Kansas
 11. San Francisco
 12. New Mexico
 13. Indiana
 14. Utah
 15. Florida St.
 16. North Carolina
 17. Texas
 18. Detroit
 19. Miami (Ohio)
 20. Pennsylvania

- UPI**
1. Kentucky
 2. UCLA
 3. Marquette
 4. New Mexico
 5. Michigan St.
 6. Arkansas
 7. DePaul
 8. Kansas
 9. Duke
 10. North Carolina
 11. Notre Dame
 12. Florida St.
 13. San Francisco
 14. Louisville
 15. Indiana
 16. Houston
 17. Utah St.
 18. Utah
 19. Texas
 20. Georgetown

1979

- AP**
1. Indiana St.
 2. UCLA
 3. Michigan St.
 4. Notre Dame
 5. Arkansas
 6. DePaul
 7. LSU
 8. Syracuse
 9. North Carolina
 10. Marquette
 11. Duke
 12. San Francisco
 13. Louisville
 14. Pennsylvania
 15. Purdue
 16. Oklahoma
 17. St. John's (N.Y.)
 18. Rutgers
 19. Toledo
 20. Iowa

- UPI**
1. Indiana St.
 2. UCLA
 3. North Carolina
 4. Michigan St.
 5. Notre Dame
 6. Arkansas
 7. Duke
 8. DePaul
 9. LSU
 10. Syracuse
 11. Iowa
 12. Georgetown
 13. Marquette
 14. Purdue
 15. Texas
 16. Temple
 17. San Francisco
 18. Tennessee
 19. Louisville
 20. Detroit

1980

- AP**
1. DePaul
 2. Louisville
 3. LSU
 4. Kentucky
 5. Oregon St.
 6. Syracuse
 7. Indiana
 8. Maryland
 9. Notre Dame
 10. Ohio St.
 11. Georgetown
 12. Brigham Young
 13. St. John's (N.Y.)
 14. Duke
 15. North Carolina
 16. Missouri
 17. Weber St.
 18. Arizona St.
 19. Iowa
 20. Purdue

- UPI**
1. DePaul
 2. LSU
 3. Kentucky
 4. Louisville
 5. Oregon St.
 6. Syracuse
 7. Indiana
 8. Maryland
 9. Ohio St.
 10. Georgetown
 11. Notre Dame
 12. Brigham Young
 13. St. John's (N.Y.)
 14. Missouri
 15. North Carolina
 16. Duke
 17. Weber St.
 18. Texas A&M
 19. Arizona St.
 20. Kansas St.

1981

- AP**
1. DePaul
 2. Oregon St.
 3. Arizona St.
 4. LSU
 5. Virginia
 6. North Carolina
 7. Notre Dame
 8. Kentucky
 9. Indiana
 10. UCLA
 11. Wake Forest
 12. Louisville
 13. Iowa
 14. Utah
 15. Tennessee
 16. Brigham Young
 17. Wyoming
 18. Maryland
 19. Illinois
 20. Arkansas

- UPI**
1. DePaul
 2. Oregon St.
 3. Virginia
 4. LSU
 5. Arizona St.
 6. North Carolina
 7. Indiana
 8. Kentucky
 9. Notre Dame
 10. Utah
 11. UCLA
 12. Iowa
 13. Louisville
 14. Wake Forest
 15. Tennessee
 16. Wyoming
 17. Brigham Young
 18. Illinois
 19. Kansas
 20. Maryland

1982

- AP**
1. North Carolina
 2. DePaul
 3. Virginia
 4. Oregon St.
 5. Missouri
 6. Georgetown
 7. Minnesota
 8. Idaho
 9. Memphis
 10. Tulsa
 11. Fresno St.
 12. Arkansas
 13. Alabama
 14. West Virginia
 15. Kentucky
 16. Iowa
 17. UAB
 18. Wake Forest
 19. UCLA
 20. Louisville

- UPI**
1. North Carolina
 2. DePaul
 3. Virginia
 4. Oregon St.
 5. Missouri
 6. Minnesota
 7. Georgetown
 8. Idaho
 9. Memphis
 10. Fresno St.
 11. Tulsa
 12. Alabama
 13. Arkansas
 14. Kentucky
 15. Wyoming
 16. Iowa
 17. West Virginia
 18. Kansas St.
 19. Wake Forest
 20. Louisville

1983

- AP**
1. Houston
 2. Louisville
 3. St. John's (N.Y.)
 4. Virginia
 5. Indiana
 6. UNLV
 7. UCLA
 8. North Carolina
 9. Arkansas
 10. Missouri
 11. Boston College
 12. Kentucky
 13. Villanova
 14. Wichita St.
 15. Chattanooga
 16. North Carolina St.
 17. Memphis
 18. Georgia
 19. Oklahoma St.
 20. Georgetown

- UPI**
1. Houston
 2. Louisville
 3. St. John's (N.Y.)
 4. Virginia
 5. Indiana
 6. UNLV
 7. UCLA
 8. North Carolina
 9. Arkansas
 10. Kentucky
 11. Villanova
 12. Missouri
 13. Boston College
 14. North Carolina St.
 15. Georgia
 16. Chattanooga
 17. Memphis
 18. Illinois St.
 19. Oklahoma St.
 20. Georgetown

1984

- AP**
1. North Carolina
 2. Georgetown
 3. Kentucky
 4. DePaul
 5. Houston
 6. Illinois
 7. Oklahoma
 8. Arkansas
 9. UTEP
 10. Purdue
 11. Maryland
 12. Tulsa
 13. UNLV
 14. Duke
 15. Washington
 16. Memphis
 17. Oregon St.
 18. Syracuse
 19. Wake Forest
 20. Temple

- UPI**
1. North Carolina
 2. Georgetown
 3. Kentucky
 4. DePaul
 5. Houston
 6. Illinois
 7. Arkansas
 8. Oklahoma
 9. UTEP
 10. Maryland
 11. Purdue
 12. Tulsa
 13. UNLV
 14. Duke
 15. Washington
 16. Memphis
 17. Syracuse
 18. Indiana
 19. Auburn
 20. Oregon St.

1985

- AP**
1. Georgetown
 2. Michigan
 3. St. John's (N.Y.)
 4. Oklahoma
 5. Memphis
 6. Georgia Tech
 7. North Carolina
 8. Louisiana Tech
 9. UNLV
 10. Duke
 11. Va. Commonwealth
 12. Illinois
 13. Kansas
 14. Loyola (Ill.)
 15. Syracuse
 16. North Carolina St.
 17. Texas Tech
 18. Tulsa
 19. Georgia
 20. Georgetown

- UPI**
1. Georgetown
 2. Michigan
 3. St. John's (N.Y.)
 4. Memphis
 5. Oklahoma
 6. Georgia Tech
 7. North Carolina
 8. Louisiana Tech
 9. UNLV
 10. Illinois
 11. Va. Commonwealth
 12. Duke
 13. Kansas
 14. Tulsa
 15. Syracuse
 16. Texas Tech
 17. Loyola (Ill.)
 18. North Carolina St.
 19. LSU
 20. Michigan St.

1986

- AP**
1. Duke
 2. Kansas
 3. Kentucky
 4. St. John's (N.Y.)
 5. Michigan
 6. Georgia Tech
 7. Louisville
 8. North Carolina
 9. Syracuse
 10. Notre Dame
 11. UNLV
 12. Memphis
 13. Georgetown
 14. Bradley
 15. Oklahoma
 16. Indiana
 17. Navy
 18. Michigan St.
 19. Illinois
 20. UTEP

- UPI**
1. Duke
 2. Kansas
 3. St. John's (N.Y.)
 4. Kentucky
 5. Michigan
 6. Georgia Tech
 7. Louisville
 8. North Carolina
 9. Syracuse
 10. UNLV
 11. Notre Dame
 12. Memphis
 13. Bradley
 14. Indiana
 15. Georgetown
 16. UTEP
 17. Oklahoma
 18. Michigan St.
 19. Alabama
 20. Illinois

1987

- AP**
1. UNLV
 2. North Carolina
 3. Indiana
 4. Georgetown
 5. DePaul
 6. Iowa
 7. Purdue
 8. Temple
 9. Alabama
 10. Syracuse
 11. Illinois
 12. Pittsburgh
 13. Clemson
 14. Missouri
 15. UCLA
 16. New Orleans
 17. Duke
 18. Notre Dame
 19. TCU
 20. Kansas

- UPI**
1. UNLV
 2. Indiana
 3. North Carolina
 4. Georgetown
 5. DePaul
 6. Purdue
 7. Iowa
 8. Temple
 9. Alabama
 10. Syracuse
 11. Illinois
 12. Pittsburgh
 13. UCLA
 14. Missouri
 15. Clemson
 16. TCU
 17. Wyoming
 18. Notre Dame
 19. New Orleans
 20. UTEP

1988

- AP**
1. Temple
 2. Arizona
 3. Purdue
 4. Oklahoma
 5. Duke
 6. Kentucky
 7. North Carolina
 8. Pittsburgh
 9. Syracuse
 10. Michigan
 11. Bradley
 12. UNLV
 13. Wyoming
 14. North Carolina St.
 15. Loyola Marymount
 16. Illinois
 17. Iowa
 18. Xavier
 19. Brigham Young
 20. Kansas St.

- UPI**
1. Temple
 2. Arizona
 3. Purdue
 4. Oklahoma
 5. Duke
 6. Kentucky
 7. Pittsburgh
 8. North Carolina
 9. Syracuse
 10. Michigan
 11. UNLV
 12. Bradley
 13. North Carolina St.
 14. Wyoming
 15. Illinois
 16. Loyola Marymount
 17. Brigham Young
 18. Iowa
 19. Indiana
 20. Kansas St.

1989**AP**

1. Arizona
2. Georgetown
3. Illinois
4. Oklahoma
5. North Carolina
6. Missouri
7. Syracuse
8. Indiana
9. Duke
10. Michigan
11. Seton Hall
12. Louisville
13. Stanford
14. Iowa
15. UNLV
16. Florida St.
17. West Virginia
18. Ball St.
19. North Carolina St.
20. Alabama

UPI

1. Arizona
2. Georgetown
3. Illinois
4. North Carolina
5. Oklahoma
6. Indiana
7. Duke
8. Missouri
9. Syracuse
10. Michigan
11. Seton Hall
12. Stanford
13. Louisville
14. UNLV
15. Iowa
16. Florida St.
17. Arkansas
18. North Carolina St.
19. West Virginia
20. Alabama

1990**AP**

1. Oklahoma
2. UNLV
3. Connecticut
4. Michigan St.
5. Kansas
6. Syracuse
7. Arkansas
8. Georgetown
9. Georgia Tech
10. Purdue
11. Missouri
12. La Salle
13. Michigan
14. Arizona
15. Duke
16. Louisville
17. Clemson
18. Illinois
19. LSU
20. Minnesota
21. Loyola Marymount
22. Oregon St.
23. Alabama
24. New Mexico St.
25. Xavier

UPI

1. Oklahoma
2. UNLV
3. Connecticut
4. Michigan St.
5. Kansas
6. Syracuse
7. Georgia Tech
8. Arkansas
9. Georgetown
10. Purdue
11. Missouri
12. Arizona
13. La Salle
14. Duke
15. Michigan
16. Louisville
17. Clemson

18. Illinois
19. Alabama
20. New Mexico St.

1991**AP**

1. UNLV
2. Arkansas
3. Indiana
4. North Carolina
5. Ohio St.
6. Duke
7. Syracuse
8. Arizona
9. Kentucky
10. Utah
11. Nebraska
12. Kansas
13. Seton Hall
14. Oklahoma St.
15. New Mexico St.
16. UCLA
17. East Tenn. St.
18. Princeton
19. Alabama
20. St. John's (N.Y.)
21. Mississippi St.
22. LSU
23. Texas
24. DePaul
25. Southern Miss.

UPI

1. UNLV
2. Arkansas
3. Indiana
4. North Carolina
5. Ohio St.
6. Duke
7. Arizona
8. Syracuse
9. Nebraska
10. Utah
11. Seton Hall
12. Kansas
13. Oklahoma St.
14. UCLA
15. East Tenn. St.
16. Alabama
17. New Mexico St.
18. Mississippi St.
19. St. John's (N.Y.)
20. Princeton
21. LSU
22. Michigan St.
23. Georgetown
24. North Carolina St.
25. Texas

1992**AP**

1. Duke
2. Kansas
3. Ohio St.
4. UCLA
5. Indiana
6. Kentucky
7. UNLV
8. Southern California
9. Arkansas
10. Arizona
11. Oklahoma St.
12. Cincinnati
13. Alabama
14. Michigan St.
15. Michigan
16. Missouri
17. Massachusetts
18. North Carolina
19. Seton Hall
20. Florida St.
21. Syracuse
22. Georgetown
23. Oklahoma
24. DePaul
25. LSU

UPI

1. Duke
2. Kansas
3. UCLA

4. Ohio St.
5. Arizona
6. Indiana
7. Southern California
8. Arkansas
9. Kentucky
10. Oklahoma St.
11. Michigan St.
12. Missouri
13. Alabama
14. Cincinnati
15. North Carolina
16. Florida St.
17. Michigan
18. Seton Hall
19. Georgetown
20. Syracuse
21. Massachusetts
22. Oklahoma
23. DePaul
24. St. John's (N.Y.)
25. Tulane

1993**AP**

1. Indiana
2. Kentucky
3. Michigan
4. North Carolina
5. Arizona
6. Seton Hall
7. Cincinnati
8. Vanderbilt
9. Kansas
10. Duke
11. Florida St.
12. Arkansas
13. Iowa
14. Massachusetts
15. Louisville
16. Wake Forest
17. New Orleans
18. Georgia Tech
19. Utah
20. Western Ky.
21. New Mexico
22. Purdue
23. Oklahoma St.
24. New Mexico St.
25. UNLV

USA TODAY/CNN

1. Indiana
2. North Carolina
3. Kentucky
4. Michigan
5. Arizona
6. Seton Hall
7. Cincinnati
8. Kansas
9. Vanderbilt
10. Duke
11. Florida St.
12. Arkansas
13. Iowa
14. Louisville
15. Wake Forest
16. Utah
17. Massachusetts
18. New Orleans
19. UNLV
20. Georgia Tech
21. Purdue
22. Virginia
23. Oklahoma St.
24. New Mexico St.
25. Western Ky.

1994**AP**

1. North Carolina
2. Arkansas
3. Purdue
4. Connecticut
5. Missouri
6. Duke
7. Kentucky
8. Massachusetts
9. Arizona
10. Louisville
11. Michigan

12. Temple
13. Kansas
14. Florida
15. Syracuse
16. California
17. UCLA
18. Indiana
19. Oklahoma St.
20. Texas
21. Marquette
22. Nebraska
23. Minnesota
24. St. Louis
25. Cincinnati

USA TODAY/CNN

1. Arkansas
2. North Carolina
3. Connecticut
4. Purdue
5. Missouri
6. Duke
7. Massachusetts
8. Kentucky
9. Louisville
10. Arizona
11. Michigan
12. Temple
13. Kansas
14. Syracuse
15. Florida
16. UCLA
17. California
18. Indiana
19. Oklahoma St.
20. Minnesota
21. St. Louis
22. Marquette
23. UAB
24. Texas
25. Cincinnati

1995**AP**

1. UCLA
2. Kentucky
3. Wake Forest
4. North Carolina
5. Kansas
6. Arkansas
7. Massachusetts
8. Connecticut
9. Villanova
10. Maryland
11. Michigan St.
12. Purdue
13. Virginia
14. Oklahoma St.
15. Arizona
16. Arizona St.
17. Oklahoma
18. Mississippi St.
19. Utah
20. Alabama
21. Western Ky.
22. Georgetown
23. Missouri
24. Iowa St.
25. Syracuse

USA TODAY/NABC

1. UCLA
2. Kentucky
3. Wake Forest
4. Kansas
5. North Carolina
6. Arkansas
7. Massachusetts
8. Connecticut
9. Michigan St.
10. Maryland
11. Purdue
12. Villanova
13. Arizona
14. Oklahoma St.
15. Virginia
16. Arizona St.
17. Utah
18. Iowa St.
19. Mississippi St.
20. Oklahoma
21. Alabama

22. Syracuse
23. Missouri
24. Oregon
25. Stanford

1996**AP**

1. Massachusetts
2. Kentucky
3. Connecticut
4. Georgetown
4. Kansas
4. Purdue
7. Cincinnati
8. Texas Tech
9. Wake Forest
10. Villanova
11. Arizona
12. Utah
13. Georgia Tech
14. UCLA
15. Syracuse
16. Memphis
17. Iowa St.
18. Penn St.
19. Mississippi St.
20. Marquette
21. Iowa
22. Virginia Tech
23. New Mexico
24. Louisville
25. North Carolina

USA TODAY/NABC

1. Massachusetts
2. Kentucky
3. Connecticut
4. Purdue
5. Georgetown
6. Cincinnati
7. Texas Tech
8. Kansas
9. Wake Forest
10. Utah
11. Arizona
12. Villanova
13. UCLA
14. Syracuse
15. Georgia Tech
16. Iowa St.
17. Memphis
18. Penn St.
19. Iowa
20. Mississippi St.
21. Virginia Tech
22. Marquette
23. Louisville
24. North Carolina
25. Stanford

1997**AP**

1. Kansas
2. Utah
3. Minnesota
4. North Carolina
5. Kentucky
6. South Carolina
7. UCLA
8. Duke
9. Wake Forest
10. Cincinnati
11. New Mexico
12. St. Joseph's
13. Xavier
14. Clemson
15. Arizona
16. Col. of Charleston
17. Georgia
18. Iowa St.
19. Illinois
20. Villanova
21. Stanford
22. Maryland
23. Boston College
24. Colorado
25. Louisville

USA TODAY/NABC

1. Kansas
2. Utah

3. Minnesota
4. Kentucky
5. North Carolina
6. South Carolina
7. UCLA
8. Duke
9. Wake Forest
10. Cincinnati
11. New Mexico
12. Clemson
13. Arizona
14. Xavier
15. St. Joseph's
16. Villanova
17. Iowa St.
18. Col. of Charleston
19. Maryland
20. Boston College
21. Stanford
22. Georgia
23. Colorado
24. Illinois
25. Louisville

1998**AP**

1. North Carolina
2. Kansas
3. Duke
4. Arizona
5. Kentucky
6. Connecticut
7. Utah
8. Princeton
9. Cincinnati
10. Stanford
11. Purdue
12. Michigan
13. Mississippi
14. South Carolina
15. TCU
16. Michigan St.
17. Arkansas
18. New Mexico
19. UCLA
20. Maryland
21. Syracuse
22. Illinois
23. Xavier
24. Temple
25. Murray St.

USA TODAY/NABC

1. North Carolina
2. Kansas
3. Duke
4. Arizona
5. Connecticut
6. Kentucky
7. Utah
8. Princeton
9. Purdue
10. Stanford
11. Cincinnati
12. Michigan
13. South Carolina
14. Mississippi
15. Michigan St.
16. TCU
17. Arkansas
18. New Mexico
19. Syracuse
20. UCLA
21. Xavier
22. Maryland
23. Illinois
24. Temple
25. Oklahoma

1999**AP**

1. Duke
2. Michigan St.
3. Connecticut
4. Auburn
5. Maryland
6. Utah
7. Stanford
8. Kentucky
9. St. John's (N.Y.)
10. Miami (Fla.)

11. Cincinnati
12. Arizona
13. North Carolina
14. Ohio St.
15. UCLA
16. Col. of Charleston
17. Arkansas
18. Wisconsin
19. Indiana
20. Texas
21. Iowa
22. Kansas
23. Florida
24. Charlotte
25. New Mexico

USA TODAY/NABC

1. Duke
2. Michigan St.
3. Connecticut
4. Auburn
5. Maryland
6. Utah
7. Stanford
8. St. John's (N.Y.)
9. Cincinnati
10. Arizona
11. Kentucky
12. Miami (Fla.)
13. North Carolina
14. Ohio St.
15. UCLA
16. Col. of Charleston
17. Wisconsin
18. Indiana
19. Arkansas
20. Iowa
21. Syracuse
22. Kansas
23. Texas
24. New Mexico
25. Florida

2000

AP

1. Duke
2. Michigan St.
3. Stanford
4. Arizona
5. Temple
6. Iowa St.
7. Cincinnati
8. Ohio St.

9. St. John's (N.Y.)
10. LSU
11. Tennessee
12. Oklahoma
13. Florida
14. Oklahoma St.
15. Texas
16. Syracuse
17. Maryland
18. Tulsa
19. Kentucky
20. Connecticut
21. Illinois
22. Indiana
23. Miami (Fla.)
24. Auburn
25. Purdue

USA TODAY/NABC

1. Duke
2. Michigan St.
3. Stanford
4. Arizona
5. Temple
6. Cincinnati
7. Iowa St.
8. Ohio St.
9. LSU
10. Tennessee
11. Florida
12. St. John's (N.Y.)
13. Oklahoma
14. Syracuse
15. Oklahoma St.
16. Maryland
17. Indiana
18. Texas
19. Tulsa
20. Kentucky
21. Connecticut
22. Auburn
23. Illinois
24. Purdue
25. Miami (Fla.)

2001

AP

1. Duke
2. Stanford
3. Michigan St.
4. Illinois
5. Arizona
6. North Carolina

7. Boston College
8. Florida
9. Kentucky
10. Iowa St.
11. Maryland
12. Kansas
13. Oklahoma
14. Mississippi
15. UCLA
16. Virginia
17. Syracuse
18. Texas
19. Notre Dame
20. Indiana
21. Georgetown
22. St. Joseph's
23. Wake Forest
24. Iowa
25. Wisconsin

USA TODAY/NABC

1. Duke
2. Stanford
3. Michigan St.
4. Arizona
5. North Carolina
6. Illinois
7. Boston College
8. Florida
9. Iowa St.
10. Kentucky
11. Maryland
12. Kansas
13. Mississippi
14. Oklahoma
15. Virginia
16. Syracuse
17. Texas
18. UCLA
19. Notre Dame
20. Georgetown
21. Indiana
22. Wake Forest
23. St. Joseph's
24. Wisconsin
25. Iowa

2002

AP

1. Duke
2. Kansas
3. Oklahoma
4. Maryland

5. Cincinnati
6. Gonzaga
7. Arizona
8. Alabama
9. Pittsburgh
10. Connecticut
11. Oregon
12. Marquette
13. Illinois
14. Ohio St.
15. Florida
16. Kentucky
17. Mississippi St.
18. Southern California
19. Western Ky.
20. Oklahoma St.
21. Miami (Fla.)
22. Xavier
23. Georgia
24. Stanford
25. Hawaii

USA TODAY/ESPN

1. Duke
2. Kansas
3. Oklahoma
4. Maryland
5. Cincinnati
6. Gonzaga
7. Pittsburgh
8. Alabama
9. Arizona
10. Marquette
11. Oregon
12. Ohio St.
13. Connecticut
14. Florida
15. Kentucky
16. Illinois
16. Southern California
18. Mississippi St.
19. Xavier
20. Western Ky.
21. Miami (Fla.)
22. Oklahoma St.
23. Stanford
24. Hawaii
25. North Carolina St.

2003

AP

1. Kentucky
2. Arizona

3. Oklahoma
4. Pittsburgh
5. Texas
6. Kansas
7. Duke
8. Wake Forest
9. Marquette
10. Florida
11. Illinois
12. Xavier
13. Syracuse
14. Louisville
15. Creighton
16. Dayton
17. Maryland
18. Stanford
19. Memphis
20. Mississippi St.
21. Wisconsin
22. Notre Dame
23. Connecticut
24. Missouri
25. Georgia

USA TODAY/ESPN

1. Kentucky
2. Arizona
3. Oklahoma
4. Pittsburgh
5. Texas
6. Kansas
7. Duke
8. Florida
9. Wake Forest
10. Illinois
11. Marquette
12. Syracuse
13. Louisville
14. Xavier
15. Creighton
16. Stanford
17. Maryland
18. Dayton
19. Wisconsin
20. Notre Dame
21. Mississippi St.
22. Memphis
23. Oklahoma St.
24. Connecticut
25. Missouri

2004

AP

1. Stanford
2. Kentucky
3. Gonzaga
4. Oklahoma St.
5. St. Joseph's
6. Duke
7. Connecticut
8. Mississippi St.
9. Pittsburgh
10. Wisconsin
11. Cincinnati
12. Texas
13. Illinois
14. Georgia Tech
15. North Carolina St.
16. Kansas
17. Wake Forest
18. North Carolina
19. Maryland
20. Syracuse
21. Providence
22. Arizona
23. South Carolina
24. Memphis
25. Boston College
- Utah St.

USA TODAY/ESPN

1. Stanford
2. Gonzaga
3. Oklahoma St.
4. Kentucky
5. St. Joseph's
6. Duke
7. Connecticut
8. Pittsburgh
9. Mississippi St.
10. Wisconsin
11. Texas
12. Cincinnati
13. Illinois
14. Kansas
15. Georgia Tech
16. Wake Forest
17. North Carolina St.
18. Arizona
19. Providence
20. North Carolina
21. Maryland
22. Utah St.
23. Southern Ill.
24. Syracuse
25. Michigan St.

Final Post-Tournament Polls

1994

USA TODAY/CNN

1. Arkansas
2. Duke
3. Arizona
4. Florida
5. Purdue
6. Missouri
7. Connecticut
8. Michigan
9. North Carolina
10. Louisville
11. Boston College
12. Kansas
13. Kentucky
14. Syracuse
15. Massachusetts
16. Indiana
17. Marquette
18. Temple
19. Tulsa
20. Maryland
21. Oklahoma St.
22. UCLA

23. Minnesota
24. Texas
25. Pennsylvania

1995

USA TODAY/NABC

1. UCLA
2. Arkansas
3. North Carolina
4. Oklahoma St.
5. Kentucky
6. Connecticut
7. Massachusetts
8. Virginia
9. Wake Forest
10. Kansas
11. Maryland
12. Mississippi St.
13. Arizona St.
14. Memphis
15. Tulsa
16. Georgetown
17. Syracuse
18. Missouri

19. Purdue
20. Michigan St.
21. Alabama
22. Utah
23. Villanova
24. Texas
25. Arizona

1996

USA TODAY/NABC

1. Kentucky
2. Massachusetts
3. Syracuse
4. Mississippi St.
5. Kansas
6. Cincinnati
7. Georgetown
8. Connecticut
9. Wake Forest
10. Texas Tech
11. Arizona
12. Utah
13. Georgia Tech
14. Louisville
15. Purdue
16. Georgia
17. Villanova
18. Arkansas
19. UCLA

20. Iowa St.
21. Virginia Tech
22. Iowa
23. Marquette
24. North Carolina
25. New Mexico

1997

USA TODAY/NABC

1. Arizona
2. Kentucky
3. Minnesota
4. North Carolina
5. Kansas
6. Utah
7. UCLA
8. Clemson
9. Wake Forest
10. Louisville
11. Duke
12. Stanford
13. Iowa St.
14. South Carolina
15. Providence
16. Cincinnati
17. St. Joseph's
18. California
19. New Mexico
20. Texas

21. Col. of Charleston
22. Xavier
23. Boston College
24. Michigan
25. Colorado

1998

USA TODAY/NABC

1. Kentucky
2. Utah
3. North Carolina
4. Stanford
5. Duke
6. Arizona
7. Connecticut
8. Kansas
9. Purdue
10. Michigan St.
11. Rhode Island
12. UCLA
13. Syracuse
14. Cincinnati
15. Maryland
16. Princeton
17. Michigan
18. West Virginia
19. South Carolina
20. Mississippi
21. New Mexico

1999

USA TODAY/NABC

1. Connecticut
2. Duke
3. Michigan St.
4. Ohio St.
5. Kentucky
5. St. John's (N.Y.)
7. Auburn
8. Maryland
9. Stanford
10. Utah
11. Cincinnati
12. Gonzaga
12. Miami (Fla.)
14. Temple
15. Iowa
16. Arizona
17. Florida
18. North Carolina
19. Oklahoma
20. Miami (Ohio)
21. UCLA
22. Purdue

- 23. Kansas
- 24. Southwest Mo. St.
- 25. Arkansas

2000

USA TODAY/NABC

- 1. Michigan St.
- 2. Florida
- 3. Iowa St.
- 4. Duke
- 5. Stanford
- 5. Oklahoma St.
- 7. Cincinnati
- 8. Arizona
- 9. Tulsa
- 10. Temple
- 11. North Carolina
- 12. Syracuse
- 12. LSU
- 14. Tennessee
- 15. Purdue
- 16. Wisconsin
- 17. Ohio St.
- 18. St. John's (N.Y.)

- 19. Oklahoma
- 20. Miami (Fla.)
- 21. Texas
- 22. Kentucky
- 23. UCLA
- 24. Gonzaga
- 25. Maryland

2001

USA TODAY/NABC

- 1. Duke
- 2. Arizona
- 3. Michigan St.
- 4. Maryland
- 5. Stanford
- 6. Illinois
- 7. Kansas
- 8. Kentucky
- 9. Mississippi
- 10. North Carolina
- 11. Boston College
- 12. UCLA
- 13. Florida
- 14. Southern California

- 15. Iowa St.
- 16. Temple
- 17. Georgetown
- 18. Syracuse
- 19. Oklahoma
- 20. Gonzaga
- 21. Virginia
- 22. Cincinnati
- 23. Notre Dame
- 24. St. Joseph's
- 25. Penn St.

2002

USA/ESPN

- 1. Maryland
- 2. Kansas
- 3. Indiana
- 4. Oklahoma
- 5. Duke
- 6. Connecticut
- 6. Oregon
- 8. Cincinnati
- 9. Pittsburgh
- 10. Arizona

- 11. Illinois
- 12. Kent St.
- 13. Kentucky
- 14. Alabama
- 15. Missouri
- 16. Gonzaga
- 17. Ohio St.
- 18. Marquette
- 18. Texas
- 20. UCLA
- 21. Mississippi St.
- 22. Southern Ill.
- 23. Florida
- 24. Xavier
- 25. North Carolina St.

2003

USA/ESPN

- 1. Syracuse
- 2. Kansas
- 3. Texas
- 4. Kentucky
- 5. Arizona
- 6. Marquette

- 7. Oklahoma
- 8. Pittsburgh
- 9. Duke
- 10. Maryland
- 11. Connecticut
- 12. Wake Forest
- 13. Illinois
- 13. Wisconsin
- 15. Notre Dame
- 16. Florida
- 17. Xavier
- 18. Michigan St.
- 19. Louisville
- 20. Stanford
- 21. Butler
- 22. Missouri
- 23. Creighton
- 24. Oklahoma St.
- 25. Dayton

2004

USA/ESPN

- 1. Connecticut
- 2. Duke

- 3. Georgia Tech
- 4. Oklahoma St.
- 5. St. Joseph's
- 6. Stanford
- 7. Pittsburgh
- 8. Kentucky
- 9. Kansas
- 10. Texas
- 11. Illinois
- 12. Gonzaga
- 13. Mississippi St.
- 14. Xavier
- 15. Wake Forest
- 16. Wisconsin
- 17. Alabama
- 18. Cincinnati
- 19. Syracuse
- 20. North Carolina St.
- 21. Nevada
- 22. North Carolina
- 23. UAB
- 24. Maryland
- 25. Vanderbilt

American Sports Wire Poll

The following poll ranks the top historically black institutions of the NCAA as selected by American Sports Wire and compiled by Dick Simpson.

Year	Team	Coach	Won	Lost
1992	Howard	Butch Beard	17	14
1993	Jackson St.	Andy Stoglin	25	9
1994	Texas Southern	Robert Moreland	19	11
1995	Texas Southern	Robert Moreland	22	7
1996	South Carolina St.	Cy Alexander	22	8
1997	Coppin St.	Fang Mitchell	22	9
1998	South Carolina St.	Cy Alexander	22	8
1999	Alcorn St.	Davey L. Whitney	23	7
2000	South Carolina St.	Cy Alexander	20	14
2001	Hampton	Steve Merfeld	25	7
2002	Hampton	Steve Merfeld	25	7
2003	South Carolina St.	Cy Alexander	20	11
2004	Florida A&M	Michael Gillespie	15	17



Division II Records

Individual Records.....	80
Team Records.....	81
All-Time Individual Leaders	83
Annual Individual Champions	88
Annual Team Champions	91
2004 Most-Improved Teams.....	94
All-Time Winningest Teams	94



Individual Records

Basketball records are confined to the "modern era," which began with the 1937-38 season, the first without the center jump after each goal scored. Official weekly statistics rankings in scoring and shooting began with the 1947-48 season. Individual rebounds were added for the 1950-51 season, while team rebounds were added for the 1959-60 season. Assists were added for the 1988-89 season. Blocked shots and steals were added for the 1992-93 season. Scoring and rebounding are ranked on per-game average; shooting, on percentage. Beginning with the 1967-68 season, Division II rankings were limited only to NCAA members. The 1973-74 season was the first under a three-division reorganization plan adopted by the special NCAA Convention of August 1973. In statistical rankings, the rounding of percentages and/or averages may indicate ties where none exist. In these cases, the numerical order of the rankings is accurate.

Scoring

POINTS

Game

113—Clarence "Bevo" Francis, Rio Grande vs. Hillsdale, Feb. 2, 1954

Season

1,329—Earl Monroe, Winston-Salem, 1967 (32 games)

Career

4,045—Travis Grant, Kentucky St., 1969-72 (121 games)

AVERAGE PER GAME

Season

†46.5—Clarence "Bevo" Francis, Rio Grande, 1954 (1,255 in 27)

Career

(Min. 1,400) 33.4—Travis Grant, Kentucky St., 1969-72 (4,045 in 121)

†Season and career figures for Francis limited only to his 39 games (27 in 1954) against four-year colleges.

GAMES SCORING AT LEAST 50 POINTS

Season

†8—Clarence "Bevo" Francis, Rio Grande, 1954

Career

†14—Clarence "Bevo" Francis, Rio Grande, 1953-54

†Season and career figures for Francis limited only to his 39 games (27 in 1954) against four-year colleges.

MOST GAMES SCORING IN DOUBLE FIGURES

Career

130—Lambert Shell, Bridgeport, 1989-92

POINTS SCORED IN OVERTIME

18—John Green, Barton vs. St. Andrews, Feb. 5, 2004 (team scored 19)

Field Goals

FIELD GOALS

Game

38—Clarence "Bevo" Francis, Rio Grande vs. Alliance, Jan. 16, 1954 (71 attempts) and vs. Hillsdale, Feb. 2, 1954 (70 attempts)

Season

539—Travis Grant, Kentucky St., 1972 (869 attempts)

Career

1,760—Travis Grant, Kentucky St., 1969-72 (2,759 attempts)

CONSECUTIVE FIELD GOALS

Game

20—Lance Berwald, North Dakota St. vs. Augustana (S.D.), Feb. 17, 1984

Season

28—Don McAllister, Hartwick, 1980 (during six games, Jan. 26-Feb. 9); Lance Berwald, North Dakota St., 1984 (during three games, Feb. 13-18)

FIELD-GOAL ATTEMPTS

Game

71—Clarence "Bevo" Francis, Rio Grande vs. Alliance, Jan. 16, 1954 (38 made)

Season

925—Jim Toombs, Stillman, 1965 (388 made)

Career

3,309—Bob Hopkins, Grambling, 1953-56 (1,403 made)

FIELD-GOAL PERCENTAGE

Game

(Min. 20 made) 100%—Lance Berwald, North Dakota St. vs. Augustana (S.D.), Feb. 17, 1984 (20 of 20)

*Season

75.2%—Todd Linder, Tampa, 1987 (282 of 375)

*based on qualifiers for annual championship

Career

(Min. 400 made) 70.8%—Todd Linder, Tampa, 1984-87 (909 of 1,284)

Three-Point Field Goals

THREE-POINT FIELD GOALS

Game

16—Thomas Vincent, Emporia St. vs. Southwest Baptist, Feb. 28, 2004 (23 attempts); Markus Hallgrimson, Mont. St.-Billings vs. Western N.M., Feb. 12, 2000 (28 attempts)

Season

167—Alex Williams, Sacramento St., 1988 (369 attempts)

Career

442—Steve Moyer, Gannon, 1996-99 (1,026 attempts)

THREE-POINT FIELD GOALS MADE PER GAME

Season

6.2—Markus Hallgrimson, Mont. St.-Billings, 2000 (160 in 26)

Career

4.7—Antonio Harris, LeMoyn-Owen, 1998-99 (245 in 52)

CONSECUTIVE THREE-POINT FIELD GOALS

Game

10—Duane Huddleston, Mo.-Rolla vs. Truman, Jan. 23, 1988

Season

18—Dan Drews, Le Moyn (during 11 games, Dec. 11, 1993 to Feb. 2, 1994)

CONSECUTIVE GAMES MAKING A THREE-POINT FIELD GOAL

Season

35—Tarvoris Uzoigwe, Henderson St., Nov. 15, 2002 to March 17, 2003 (one season)

Career

93—Daniel Parke, Rollins, Jan. 26, 1994, to Feb. 28, 1997

THREE-POINT FIELD-GOAL ATTEMPTS

Game

34—Markus Hallgrimson, Mont. St.-Billings vs. Western N.M., Feb. 26, 2000 (13 made)

Season

382—Markus Hallgrimson, Mont. St.-Billings, 2000 (160 made)

Career

1,047—Tony Smith, Pfeiffer, 1989-92 (431 made)

THREE-POINT FIELD-GOAL ATTEMPTS PER GAME

Season

14.7—Markus Hallgrimson, Mont. St.-Billings, 2000 (382 in 26)

Career

11.3—Markus Hallgrimson, Mont. St.-Billings, 1997-00 (927 in 82)

THREE-POINT FIELD-GOAL PERCENTAGE

GAME

(Min. 9 made) 100%—Steve Divine, Ky. Wesleyan vs. Wayne St. (Mich.), March 14, 1992 (9 of 9)

*SEASON

(Min. 35 made) 65.0%—Ray Lee, Hampton, 1988 (39 of 60)

(Min. 50 made) 60.3%—Aaron Fehler, Oakland City, 1995 (73 of 121)




Photo by Emporia State Sports Information

Thomas Vincent of Emporia State tied the Division II record for three-point field goals in a game last year with 16 long-range strikes versus Southwest Baptist.

(Min. 100 made) 56.7%—Scott Martin, Rollins, 1991 (114 of 201)

(Min. 150 made) 45.3%—Alex Williams, Sacramento St., 1988 (167 of 369)

*based on qualifiers for annual championship

CAREER

(Min. 200 made) 51.3%—Scott Martin, Rollins, 1988-91 (236 of 460)

Free Throws

FREE THROWS

Game

37—Clarence "Bevo" Francis, Rio Grande vs. Hillsdale, Feb. 2, 1954 (45 attempts)

Season

401—Joe Miller, Alderson-Broaddus, 1957 (496 attempts)

Career

1,130—Joe Miller, Alderson-Broaddus, 1954-57 (1,460 attempts)

CONSECUTIVE FREE THROWS

Game

23—Carl Hartman, Alderson-Broaddus vs. Salem, Dec. 6, 1954

Season

94—Paul Cluxton, Northern Ky., 1997 (during 34 games, Nov. 8-Mar. 20)

FREE-THROW ATTEMPTS

Game

45—Clarence "Bevo" Francis, Rio Grande vs. Hillsdale, Feb. 2, 1954 (37 made)

Season

†510—Clarence "Bevo" Francis, Rio Grande, 1954 (367 made)

Career

1,460—Joe Miller, Alderson-Broaddus, 1954-57 (1,130 made)

†Season figure for Francis limited to 27 games against four-year colleges.

FREE-THROW PERCENTAGE

Game

(Min. 20 made) 100%—Milosh Pujo, Lewis vs. Mt. St. Clare, Dec. 30, 1997 (20 of 20); Forrest "Butch" Meyeraan, Minn. St. Mankato vs. Wis.-River Falls, Feb. 21, 1961 (20 of 20)

***Season**

100%—Paul Cluxton, Northern Ky., 1997 (94 of 94)
*based on qualifiers for annual championship

Career

(Min. 250 made) 93.5%—Paul Cluxton, Northern Ky., 1994-97 (272 of 291)
(Min. 500 made) 87.9%—Steve Nisenson, Hofstra, 1963-65 (602 of 685)

Rebounds**REBOUNDS****Game**

46—Tom Hart, Middlebury vs. Trinity (Conn.), Feb. 5, 1955, and vs. Clarkson, Feb. 12, 1955

Season

799—Elmore Smith, Kentucky St., 1971 (33 games)

Career

2,334—Jim Smith, Steubenville, 1955-58 (112 games)

AVERAGE PER GAME**Season**

29.5—Tom Hart, Middlebury, 1956 (620 in 21)

Career

(Min. 900) 27.6—Tom Hart, Middlebury, 1953, 55-56 (1,738 in 63)

Assists**ASSISTS****Game**

25—Ali Baaqar, Morris Brown vs. Albany St. (Ga.), Jan. 26, 1991; Adrian Hutt, Metro St. vs. Sacramento St., Feb. 9, 1991

Team Records

Note: Where records involve both teams, each team must be an NCAA Division II member institution.

SINGLE-GAME RECORDS**Scoring****POINTS**

258—Troy St. vs. DeVry (Ga.) (141), Jan. 12, 1992

POINTS VS. DIVISION II TEAM

169—Stillman vs. Miles (123), Feb. 17, 1966

POINTS BY LOSING TEAM

146—Mississippi Col. vs. West Ala. (160), Dec. 2, 1969

POINTS, BOTH TEAMS

306—West Ala. (160) and Mississippi Col. (146), Dec. 2, 1969

POINTS IN A HALF

135—Troy St. vs. DeVry (Ga.), Jan. 12, 1992

FEWEST POINTS ALLOWED (Since 1938)

4—Albion (76) vs. Adrian, Dec. 12, 1938; Tennessee St. (7) vs. Oglethorpe, Feb. 16, 1971

FEWEST POINTS, BOTH TEAMS (Since 1938)

11—Tennessee St. (7) and Oglethorpe (4), Feb. 16, 1971

WIDEST MARGIN OF VICTORY

118—Mississippi Col. (168) vs. Dallas Bible (50), Dec. 9, 1971

Field Goals**FIELD GOALS**

102—Troy St. vs. DeVry (Ga.), Jan. 12, 1992 (190 attempts)

Season

400—Steve Ray, Bridgeport, 1989 (32 games)

Career

1,044—Demetri Beekman, Assumption, 1990-93 (119 games)

AVERAGE PER GAME**Season**

12.5—Steve Ray, Bridgeport, 1989 (400 in 32)

Career

(Min. 550) 12.1—Steve Ray, Bridgeport, 1989-90 (785 in 65)

Blocked Shots**BLOCKED SHOTS****Game**

15—Mark Hensel, Pitt.-Johnstown vs. Slippery Rock, Jan. 22, 1994

Season

157—James Doyle, Concord, 1998 (30 games)

Career

416—James Doyle, Concord, 1995-98 (120 games)

AVERAGE PER GAME**Season**

5.3—Antonio Harvey, Pfeiffer, 1993 (155 in 29)

Career

4.00—Derek Moore, S.C.-Aiken, 1996-99 (408 in 102)

FIELD-GOAL ATTEMPTS

190—Troy St. vs. DeVry (Ga.), Jan. 12, 1992 (102 made)

FEWEST FIELD GOALS (Since 1938)

0—Adrian vs. Albion, Dec. 12, 1938 (28 attempts)

FEWEST FIELD-GOAL ATTEMPTS

7—Mansfield vs. West Chester, Dec. 8, 1984 (4 made)

FIELD-GOAL PERCENTAGE

81.6%—Youngstown St. vs. Northern Iowa, Jan. 26, 1980 (31 of 38)

FIELD-GOAL PERCENTAGE, HALF

95.0%—Abilene Christian vs. Cameron, Jan. 21, 1989 (19 of 20)

Three-Point Field Goals**THREE-POINT FIELD GOALS**

51—Troy St. vs. DeVry (Ga.), Jan. 12, 1992 (109 attempts)

THREE-POINT FIELD GOALS, BOTH TEAMS

39—Columbus St. (22) vs. Troy St. (17), Feb. 14, 1991

CONSECUTIVE THREE-POINT FIELD GOALS MADE WITHOUT A MISS

12—Southwest St. vs. Bemidji St., Jan. 22, 2000; Catawba vs. Wingate, Feb. 28, 1998; Pace vs. Medgar Evers, Nov. 27, 1991

NUMBER OF DIFFERENT PLAYERS TO SCORE A THREE-POINT FIELD GOAL, ONE TEAM

10—Troy St. vs. DeVry (Ga.), Jan. 12, 1992

THREE-POINT FIELD-GOAL ATTEMPTS

109—Troy St. vs. DeVry (Ga.), Jan. 12, 1992 (51 made)

THREE-POINT FIELD-GOAL ATTEMPTS, BOTH TEAMS

95—Columbus St. (52) vs. Troy St. (43), Feb. 14, 1991

THREE-POINT FIELD-GOAL PERCENTAGE

(Min. 10 made) 90.9%—Philadelphia U. vs. Spring

Steals**STEALS****Game**

17—Antonio Walls, Alabama A&M vs. Albany St. (Ga.), Jan. 5, 1998

Season

139—J.R. Gamble, Queens (N.C.), 2001 (32 games)

Career

383—Eddin Santiago, Mo. Southern St., 1999-02, (117 games)

AVERAGE PER GAME**Season**

5.0—Wayne Copeland, Lynn, 2000 (129 in 26)

Career

4.46—Wayne Copeland, Lynn, 1999-00 (254 in 57)

Games**GAMES PLAYED****Season**

38—Terrence Hill, Rey Luque, Reggie McCoy, Kevin McDonald, Cardale Talley, Justin Thompson, Tommy Thompson, Kennesaw St., 2004

Career

133—Gino Bartolone, Ky. Wesleyan, 1998-01; Pat Morris, Bridgeport, 1989-92

Garden, Nov. 24, 1987 (10 of 11); Armstrong Atlantic vs. Columbus St., Feb. 24, 1990 (10 of 11); Norfolk St. vs. Clark Atlanta, Dec. 26, 1992 (10 of 11)

HIGHEST THREE-POINT FIELD-GOAL PERCENTAGE, BOTH TEAMS

(Min. 10 made) 83.3%—Tampa (9 of 10) vs. St. Leo (1 of 2), Jan. 21, 1987 (10 of 12)

(Min. 20 made) 75.9%—Indiana (Pa.) (11 of 15) vs. Cheyney (11 of 14), Jan. 26, 1987 (22 of 29)

Free Throws**FREE THROWS MADE**

64—Wayne St. (Mich.) vs. Grand Valley St., Feb. 13, 1993 (79 attempts); Baltimore vs. Washington (Md.), Feb. 9, 1955 (84 attempts)

FREE THROWS MADE, BOTH TEAMS

89—Southern Ind. (50) vs. Northern St. (39), Nov. 15, 1997 (3ot); Baltimore (64) and Washington (Md.) (25), Feb. 9, 1955

CONSECUTIVE FREE THROWS MADE

37—Southern Ind., January 23-30, 2003 (three games)

FREE-THROW ATTEMPTS

84—Baltimore vs. Washington (Md.), Feb. 9, 1955 (64 made)

FREE-THROW ATTEMPTS, BOTH TEAMS

142—Southern Ind. (80) vs. Northern St. (62), Nov. 15, 1997 (3 ot) (89 made)

FREE-THROW PERCENTAGE

(Min. 31 made) 100%—Dowling vs. Southampton, Feb. 6, 1985 (31 of 31)

FREE-THROW PERCENTAGE, BOTH TEAMS

(Min. 30 made) 97.0%—Hartford (17 of 17) vs. Bentley (15 of 16), Feb. 22, 1983 (32 of 33)

Rebounds

REBOUNDS

111—Central Mich. vs. Alma, Dec. 7, 1963

REBOUNDS, BOTH TEAMS

141—Loyola (Md.) (75) vs. McDaniel (66), Dec. 6, 1961; Concordia (Ill.) (72) vs. Concordia (Neb.) (69), Feb. 26, 1965

REBOUND MARGIN

65—Moravian (100) vs. Drew (35), Feb. 18, 1969

Assists

ASSISTS

65—Troy St. vs. DeVry (Ga.), Jan. 12, 1992

ASSISTS, BOTH TEAMS

65—Central Okla. (34) vs. Stonehill (31), Dec. 29, 1990

Personal Fouls

PERSONAL FOULS

51—Northern St. vs. Southern Ind., Nov. 15, 1997 (3 ot)

PERSONAL FOULS, BOTH TEAMS (Including Overtimes)

91—Northern St. (51) vs. Southern Ind. (40), Nov. 15, 1997 (3 ot)

PERSONAL FOULS, BOTH TEAMS (Regulation Time)

74—Bentley (36) vs. Mass.-Boston (38), Jan. 23, 1971

PLAYERS DISQUALIFIED

7—Northern St. vs. Southern Ind., Nov. 15, 1997 (3 ot); Illinois Col. vs. Illinois Tech, Dec. 13, 1952; Steubenville vs. West Liberty, 1952; Washington (Md.) vs. Baltimore, Feb. 9, 1955; Colorado St.-Pueblo vs. Air Force, Jan. 12, 1972; Edinboro vs. Calif. (Pa.) (5 ot), Feb. 4, 1989

PLAYERS DISQUALIFIED, BOTH TEAMS

12—Alfred (6) and Rensselaer (6), Jan. 9, 1971

Overtimes

OVERTIME PERIODS

7—Yankton (79) vs. Black Hills (80), Feb. 18, 1956

POINTS IN ONE OVERTIME PERIOD

27—Southern Ind. vs. Central Mo. St., Jan. 5, 1985

POINTS IN ONE OVERTIME PERIOD, BOTH TEAMS

46—North Dakota St. (25) vs. St. Cloud St. (21), Jan. 16, 1999; North Dakota St. (25) vs. South Dakota (21), Jan. 9, 1999

POINTS IN OVERTIME PERIODS

60—California (Pa.) vs. Edinboro (5 ot), Feb. 4, 1989

POINTS IN OVERTIME PERIODS, BOTH TEAMS

114—California (Pa.) (60) vs. Edinboro (54) (5 ot), Feb. 4, 1989

WINNING MARGIN IN OVERTIME GAME

22—Pfeiffer (72) vs. Belmont Abbey (50), Dec. 8, 1960

SEASON RECORDS

Scoring

POINTS

3,566—Troy St., 1993 (32 games); Central Okla., 1992 (32 games)

AVERAGE PER GAME

121.1—Troy St., 1992 (3,513 in 29)

AVERAGE SCORING MARGIN

31.4—Bryan, 1961 (93.8 offense, 62.4 defense)

GAMES AT LEAST 100 POINTS

25—Troy St., 1993 (32-game season)

CONSECUTIVE GAMES AT LEAST 100 POINTS

17—Norfolk St., 1970

Field Goals

FIELD GOALS

1,455—Kentucky St., 1971 (2,605 attempts)

FIELD GOALS PER GAME

46.9—Lincoln (Mo.), 1967 (1,267 in 27)

FIELD-GOAL ATTEMPTS

2,853—Ark.-Pine Bluff, 1967 (1,306 made)

FIELD-GOAL ATTEMPTS PER GAME

108.2—Stillman, 1968 (2,814 in 26)

FIELD-GOAL PERCENTAGE

62.4%—Kentucky St., 1976 (1,093 of 1,753)

Three-Point Field Goals

THREE-POINT FIELD GOALS

444—Troy St., 1992 (1,303 attempts)

THREE-POINT FIELD GOALS PER GAME

15.3—Troy St., 1992 (444 in 29)

THREE-POINT FIELD-GOAL ATTEMPTS

1,303—Troy St., 1992 (444 made)

THREE-POINT FIELD-GOAL ATTEMPTS PER GAME

44.9—Troy St., 1992 (1,303 in 29)

THREE-POINT FIELD-GOAL PERCENTAGE

(Min. 90 made) 53.8%—Winston-Salem, 1988 (98 of 182)

(Min. 200 made) 50.2%—Oakland City, 1992 (244 of 486)

CONSECUTIVE GAMES SCORING A THREE-POINT FIELD GOAL (Multiple Seasons)

567—Ky. Wesleyan, Nov. 22, 1986-Present

Free Throws

FREE THROWS MADE

896—Ouachita, 1965 (1,226 attempts)

FREE THROWS MADE PER GAME

36.1—Baltimore, 1955 (686 in 19)

FREE-THROW ATTEMPTS

1,226—Ouachita, 1965 (896 made)

FREE-THROW ATTEMPTS PER GAME

49.6—Baltimore, 1955 (943 in 19)

FREE-THROW PERCENTAGE

82.5%—Gannon, 1998 (473 of 573)

Rebounds

REBOUNDS

1,667—Norfolk St., 1973 (31 games)

AVERAGE PER GAME

65.8—Bentley, 1964 (1,513 in 23)

AVERAGE REBOUND MARGIN

24.4—Mississippi Val., 1976 (63.9 offense, 39.5 defense)

Assists

ASSISTS

736—Southern N.H., 1993 (33 games)

AVERAGE PER GAME

25.6—Quincy, 1994 (716 in 28)

Personal Fouls

PERSONAL FOULS

947—Seattle, 1952 (37 games)

PERSONAL FOULS PER GAME

29.9—Shaw, 1987 (748 in 25)

FEWEST PERSONAL FOULS

184—Sewanee, 1962 (17 games)

FEWEST PERSONAL FOULS PER GAME

10.0—Ashland, 1969 (301 in 30)

Defense

LOWEST POINTS PER GAME ALLOWED

20.2—Alcorn St., 1941 (323 in 16)

LOWEST POINTS PER GAME ALLOWED (Since 1948)

29.1—Miss. Industrial, 1948 (436 in 15)

LOWEST FIELD-GOAL PERCENTAGE ALLOWED (Since 1978)

35.8—Tarleton St., 2002 (657 of 1,837)

Overtimes

MOST OVERTIME GAMES

8—Belmont Abbey, 1983 (won 4, lost 4)

MOST CONSECUTIVE OVERTIME GAMES

3—10 times, most recent: Pace, 1996 (won 3, lost 0)

MOST MULTIPLE-OVERTIME GAMES

5—Cal St. Dom. Hills, 1987 (four 2 ot, one 3 ot; won 2, lost 3)

General Records

GAMES IN A SEASON

39—Kennesaw St., 2004 (35-4); Regis (Colo.), 1949 (36-3)

VICTORIES IN A SEASON

36—Regis (Colo.), 1949 (36-3)

VICTORIES IN A PERFECT SEASON

34—Fort Hays St., 1996

CONSECUTIVE VICTORIES

52—Langston (from 1943-44 opener through fifth game of 1945-46 season)

CONSECUTIVE 30-WIN SEASONS

5—Ky. Wesleyan, 1998 (30); 1999 (35); 2000 (31); 2001 (31); 2002 (31)

CONSECUTIVE HOME-COURT VICTORIES

80—Philadelphia U. (from Jan. 8, 1991 to Nov. 21, 1995)

CONSECUTIVE REGULAR-SEASON VICTORIES (Postseason Tournaments Not Included)

52—Langston (from 1943-44 opener through fifth game of 1945-46 season)

CONSECUTIVE VICTORIES AGAINST AN OPPONENT

43—Fla. Southern vs. St. Leo, Feb. 11, 1985-current

DEFEATS IN A SEASON

28—UNC Pembroke, 2003 (0-28)

CONSECUTIVE DEFEATS IN A SEASON

28—UNC Pembroke, 2003 (0-28)

CONSECUTIVE DEFEATS

46—Olivet, Feb. 21, 1959, to Dec. 4, 1961; Southwest Minn. St., Dec. 11, 1971, to Dec. 1, 1973

CONSECUTIVE WINNING SEASONS

35—Norfolk St., 1963-97

CONSECUTIVE NON-LOSING SEASONS

35—Norfolk St., 1963-97

††UNBEATEN TEAMS (Since 1938; Number Of Victories In Parentheses)

1938 Glenville St. (28)
1941 Milwaukee St. (16)
1942 Indianapolis (16)

1942 Rochester (16)
1944 Langston (23)
1945 Langston (24)
1948 West Virginia St. (23)
1949 Tennessee St. (24)
1956 Rochester Inst. (17)
1959 Grand Canyon (20)

1961 Calvin (20)
1964 Bethany (W.V.) (18)
1965 Central St. (Ohio) (30)
1965 Evansville (29)#
1993 Cal St. Bakersfield (33)#
1996 Fort Hays St. (34)#

††at least 15 victories; #NCAA Division II champion

All-Time Individual Leaders

Single-Game Records

SCORING HIGHS

Pts.	Player, Team vs. Opponent	Season
113	Clarence "Bevo" Francis, Rio Grande vs. Hillsdale	1954
84	Clarence "Bevo" Francis, Rio Grande vs. Alliance	1954
82	Clarence "Bevo" Francis, Rio Grande vs. Bluffton	1954
80	Paul Crissman, Southern California Col. vs. Pacific Christian	1966
77	William English, Winston-Salem vs. Fayetteville St.	1968
75	Travis Grant, Kentucky St. vs. Northwood	1970
72	Nate DeLong, Wis.-River Falls vs. Winona St.	1948
72	Lloyd Brown, Aquinas vs. Cleary	1953
72	Clarence "Bevo" Francis, Rio Grande vs. California (Pa.)	1953
72	John McElroy, Youngstown St. vs. Wayne St. (Mich.)	1969
71	Clayborn Jones, L.A. Pacific vs. L.A. Baptist	1965
70	Paul Wilcox, Davis & Elkins vs. Glenville St.	1959
70	Bo Clark, UCF vs. Fla. Memorial	1977

Season Records

SCORING AVERAGE

Player, Team	Season	G	FG	FT	Pts.	Avg.
Clarence "Bevo" Francis, Rio Grande	†1954	27	444	367	1,255	*46.5
Earl Glass, Miss. Industrial	†1963	19	322	171	815	42.9
Earl Monroe, Winston-Salem	†1967	32	509	311	*1,329	41.5
John Rinka, Kenyon	†1970	23	354	234	942	41.0
Willie Shaw, Lane	†1964	18	303	121	727	40.4
Travis Grant, Kentucky St.	†1972	33	*539	226	1,304	39.5
Thales McReynolds, Miles	†1965	18	294	118	706	39.2
Bob Johnson, Fitchburg St.	1963	18	213	277	703	39.1
Roger Kuss, Wis.-River Falls	†1953	21	291	235	817	38.9
Florindo Vieira, Quinnipiac	1954	14	191	138	520	37.1

†national champion; *record

FIELD-GOAL PERCENTAGE

(Based on qualifiers for annual championship)

Player, Team	Season	G	FG	FGA	Pct.
Todd Linder, Tampa	†1987	32	282	375	*75.2
Maurice Stafford, North Ala.	†1984	34	198	264	75.0
Matthew Cornegay, Tuskegee	†1982	29	208	278	74.8
Brian Moten, West Ga.	†1992	26	141	192	73.4
Ed Phillips, Alabama A&M	†1968	22	154	210	73.3
Ray Strozier, Central Mo. St.	†1980	28	142	195	72.8
Harold Booker, Cheyney	†1965	24	144	198	72.7
Chad Scott, California (Pa.)	†1994	30	178	245	72.7
Tom Schurfranz, Bellarmine	†1991	30	245	339	72.3
Marv Lewis, Southampton	†1969	24	271	375	72.3
Louis Newsome, North Ala.	†1988	29	192	266	72.2
Ed Phillips, Alabama A&M	†1971	24	159	221	71.9
Gregg Northington, Alabama St.	1971	26	324	451	71.8

†national champion; *record

THREE-POINT FIELD GOALS

Player, Team	Season	G	3FG
Alex Williams, Sacramento St.	1988	30	167
Markus Hallgrimson, Mont. St.-Billings	2000	26	160
Eric Kline, Northern St.	1995	30	148
Eric Kline, Northern St.	1994	33	148
Mike Taylor, West Virginia St.	2004	32	140
Shawn Pughsley, Central Okla.	1998	32	139
Jed Bedford, Columbus St.	2003	32	135

Player, Team

Player, Team	Season	G	3FG
Reece Gliko, Mont. St.-Billings	1997	28	135
Ray Gutierrez, Calif. (Pa.)	1993	27	135
Jason Garrow, Augustana (S.D.)	1992	27	135
Markus Hallgrimson, Mont. St.-Billings	1999	28	133
Stephen Dye, Alderson-Broaddus	2004	34	129
Shawn Williams, Central Okla.	1991	29	129
Tarvoris Uzoigwe, Henderson St.	2003	35	128
Robert Martin, Sacramento St.	1988	30	128
Steve Brown, West Ala.	2000	26	126
Antonio Harris, LeMoyn-Owen	1999	26	126
Tommy Spearman, Columbus	1995	29	126
Kwame Morton, Clarion	1994	26	126
Damien Blair, West Chester	1994	28	125

THREE-POINT FIELD GOALS PER GAME

Player, Team	Season	G	3FG	Avg.
Markus Hallgrimson, Mont. St.-Billings	†2000	26	160	*6.2
Alex Williams, Sacramento St.	†1988	30	*167	5.6
Jason Garrow, Augustana (S.D.)	†1992	27	135	5.0
Eric Kline, Northern St.	†1995	30	148	4.9
Ray Gutierrez, California (Pa.)	†1993	29	142	4.9
Steve Brown, West Ala.	2000	26	126	4.8
Antonio Harris, LeMoyn-Owen	†1999	26	126	4.8
Kwame Morton, Clarion	†1994	26	126	4.8
Reece Gliko, Mont. St.-Billings	†1997	28	135	4.8
Markus Hallgrimson, Mont. St.-Billings	1999	28	133	4.8
John Boyd, LeMoyn-Owen	1992	26	123	4.7
Duane Huddleston, Mo.-Rolla	1988	25	118	4.7
Antonio Harris, LeMoyn-Owen	†1998	26	119	4.6
Ricardo Watkins, Tuskegee	2000	24	110	4.6
Eric Kline, Northern St.	1994	33	148	4.5
Robbie Waldrop, Lees-McRae	2001	25	112	4.5
Damien Blair, West Chester	1994	28	125	4.5
Eric Carpenter, Cal St. San B'dino	1994	26	116	4.5
Shawn Williams, Central Okla.	†1991	29	129	4.4
Stephen Hamrick, Eastern N.M.	1994	27	120	4.4
Steve Moyer, Gannon	1999	28	124	4.4
Mike Taylor, West Virginia St.	†2004	32	140	4.4

†national champion; *record

THREE-POINT FIELD-GOAL PERCENTAGE

(Based on qualifiers for annual championship)

Player, Team	Season	G	3FG	3FGA	Pct.
Ray Lee, Hampton	†1988	24	39	60	*65.0
Steve Hood, Winston-Salem	1988	28	42	67	62.7
Mark Willey, Fort Hays St.	†1990	29	49	81	60.5
Aaron Fehler, Oakland City	†1995	26	73	121	60.3
Aaron Baker, Mississippi Col.	†1989	27	69	117	59.0
Walter Hurd, Johnson Smith	1989	27	49	84	58.3
Matt Hopson, Oakland City	†1996	31	84	145	57.9
Jon Bryant, St. Cloud St.	1996	27	54	94	57.4
Adam Harness, Oakland City	†1997	26	39	68	57.4
Scott Martin, Rollins	†1991	28	114	201	56.7
Charles Byrd, West Tex. A&M	†1987	31	95	168	56.5
Aaron Buckoski, Michigan Tech	1997	26	39	69	56.5
Jay Nolan, Bowie St.	1987	27	70	124	56.5
Kris Kidwell, Oakland City	1996	28	44	78	56.4
Tony Harris, Dist. Columbia	1987	30	79	141	56.0
Rickey Barrett, Ala.-Huntsville	1987	26	63	113	55.8
Quinn Murphy, Drury	1995	27	45	81	55.6
Erik Fisher, San Fran. St.	1991	28	80	144	55.6
Mike Doyle, Philadelphia U.	1988	30	82	149	55.0

†national champion; *record

FREE-THROW PERCENTAGE

(Based on qualifiers for annual championship)

Player, Team	Season	G	FT	FTA	Pct.
Paul Cluxton, Northern Ky.	†1997	35	94	94	*100.0
Tomas Rimkus, Pace	1997	25	65	68	95.6
C. J. Cowgill, Chaminade	†2001	22	113	119	95.0
Billy Newton, Morgan St.	†1976	28	85	90	94.4
Kent Andrews, McNeese St.	†1968	24	85	90	94.4
Mike Sanders, Northern Colo.	†1987	28	82	87	94.3
Curtis Small, Southampton	†2002	29	109	116	94.0
Brent Mason, St. Joseph's (Ind.)	2001	31	125	133	94.0
Aaron Farley, Harding	†2003	30	137	146	93.8
Travis Starns, Colorado Mines	†1999	26	87	93	93.5
Jay Harrie, Mont. St.-Billings	†1994	26	86	92	93.5
Joe Cullen, Hartwick	†1969	18	96	103	93.2
Dan Shanks, Coker	1997	27	119	128	93.0
Charles Byrd, West Tex. A&M	†1988	29	92	99	92.9
Jeremy Kuder, South Dakota	2001	28	78	84	92.9
Brian Koepfick, Minn. St. Mankato	1988	28	104	112	92.9
Jon Hagen, Minn. St. Mankato	†1963	25	76	82	92.7
Paul Cluxton, Northern Ky.	†1996	32	100	108	92.6
Jim Borodawka, Mass.-Lowell	†1995	27	74	80	92.5
Carl Gonder, Augustana (S.D.)	†1982	27	86	93	92.5

†national champion; *record

REBOUNDS (SINCE 1973)

Player, Team	Season	G	Reb.
Marvin Webster, Morgan St.	1974	33	740
Major Jones, Albany St. (Ga.)	1975	27	608
Earl Williams, Winston-Salem	1974	26	553
Antonio Garcia, Ky. Wesleyan	1999	37	540
Charles Oakley, Virginia Union	1985	31	535
Larry Johnson, Prairie View	1974	23	519
Andre Means, Sacred Heart	1977	32	516
Major Jones, Albany St. (Ga.)	1975	25	513
Harvey Jones, Alabama St.	1974	28	503
Andre Means, Sacred Heart	1978	30	493
Colin Duchacme, Longwood	2001	31	490
Rick Mahorn, Hampton	1980	31	490
Rob Roesch, Staten Island	1989	31	482
Leonard Robinson, Tennessee St.	1974	28	478
Major Jones, Albany St. (Ga.)	1976	24	475

REBOUND AVERAGE

Player, Team	Season	G	Reb.	Avg.
Tom Hart, Middlebury	†1956	21	620	*29.5
Tom Hart, Middlebury	†1955	22	649	29.5
Frank Stroncsek, American Int'l	†1966	26	717	27.6
R.C. Owens, Albertson	†1954	25	677	27.1
Maurice Stokes, St. Francis (Pa.)	1954	26	689	26.5
Roman Turmon, Clark Atlanta	1954	23	602	26.2
Pat Callahan, Lewis	1955	20	523	26.2
Hank Brown, Mass.-Lowell	1966	19	496	26.1
Maurice Stokes, St. Francis (Pa.)	1955	28	726	25.9

†national champion; *record

(SINCE 1973)

Player, Team	Season	G	Reb.	Avg.
Larry Johnson, Prairie View	1974	23	519	22.6
Major Jones, Albany St. (Ga.)	1975	27	608	22.5
Marvin Webster, Morgan St.	1974	33	740	22.4
Earl Williams, Winston-Salem	1974	26	553	21.3
Major Jones, Albany St. (Ga.)	1974	25	513	20.5
Larry Gooding, St. Augustine's	1974	22	443	20.1
Major Jones, Albany St. (Ga.)	1976	24	475	19.8
Calvin Robinson, Mississippi Valley	1976	23	432	18.8
Scott Mountz, California (Pa.)	1978	24	431	18.0
Howard Shockley, Salisbury	1975	23	406	17.7
Charles Oakley, Virginia Union	1985	31	535	17.3
Marvin Webster, Morgan St.	1975	27	458	17.0
Larry Johnson, Ark.-Little Rock	1976	24	402	16.8
Keith Smith, Shaw	1979	20	329	16.5
Andre Means, Sacred Heart	1978	30	493	16.4
Donnie Roberts, St. Paul's	1975	25	406	16.2
Andre Means, Sacred Heart	1977	32	516	16.1
Dan Donahue, SIU Edwardsville	1975	26	419	16.1
Lorenzo Poole, Albany St. (Ga.)	1995	26	417	16.0
David Binion, N.C. Central	1983	25	400	16.0

ASSISTS

Player, Team	Season	G	Ast.
Steve Ray, Bridgeport	†1989	32	*400
Steve Ray, Bridgeport	†1990	33	385

Player, Team

Player, Team	Season	G	Ast.
Tony Smith, Pfeiffer	†1992	35	349
Rob Paterno, Southern N.H.	1995	33	309
Jim Ferrer, Bentley	1989	31	309
Brian Gregory, Oakland	1989	28	300
Charles Jordan, Erskine	1992	34	298
Ernest Jenkins, N.M. Highlands	†1995	27	291
Pat Chambers, Philadelphia U.	1994	30	290
Craig Lottie, Alabama A&M	1995	32	287
Adrian Hutt, Metro St.	†1991	28	285
Javar Cheatham, Gannon	†2001	30	283
Patrick Boen, Stonehill	1989	32	278
Ernest Jenkins, N.M. Highlands	†1994	27	277
Clayton Smith, Metro St.	†2003	33	274
Adam Kaufman, Edinboro	1998	34	273
Darnell White, California (Pa.)	1994	30	273
Demetri Beekman, Assumption	1992	32	271
Tyrone Tate, Southern Ind.	1994	32	270
Gallagher Driscoll, St. Rose	1991	29	267

†national champion; *record

ASSIST AVERAGE

Player, Team	Season	G	Ast.	Avg.
Steve Ray, Bridgeport	†1989	32	*400	*12.5
Steve Ray, Bridgeport	†1990	33	385	11.7
Demetri Beekman, Assumption	†1993	23	264	11.5
Ernest Jenkins, N.M. Highlands	†1995	27	291	10.8
Brian Gregory, Oakland	1989	28	300	10.7
Brent Schremp, Slippery Rock	1995	25	259	10.4
Ernest Jenkins, N.M. Highlands	†1994	27	277	10.3
Adrian Hutt, Metro St.	†1991	28	285	10.2
Tony Smith, Pfeiffer	†1992	35	349	10.0
Jim Ferrer, Bentley	1989	31	309	10.0
Todd Chappell, Texas Wesleyan	†2000	27	263	9.7
Pat Chambers, Philadelphia U.	1994	30	290	9.7
Marcus Talbert, Colo. Christian	1994	27	261	9.7
Paul Beatty, Miles	1992	26	248	9.5
Lawrence Jordan, IPFW	1990	28	266	9.5
Hal Chambers, Columbus St.	1993	24	227	9.5
Javar Cheatham, Gannon	†2001	30	283	9.4
Rob Paterno, Southern N.H.	1995	33	309	9.4
Gallagher Driscoll, St. Rose	1991	29	267	9.2
David Daniels, Colo. Christian	1993	29	264	9.1
Darnell White, California (Pa.)	1994	30	273	9.1

†national champion; *record

BLOCKED SHOTS

Player, Team	Season	G	Blk.
James Doyle, Concord	†1998	30	*157
Antonio Harvey, Pfeiffer	†1993	29	155
Kenyon Gamble, Tuskegee	†2004	28	142
John Burke, Southampton	†1996	28	142
Vonzell McGrew, Mo. Western St.	†1995	31	132
Colin Ducharme, Longwood	2001	31	130
Corey Johnson, Pace	1995	30	130
Derek Moore, S.C.-Aiken	1998	30	129
Johnny Tyson, Central Okla.	†1994	27	126
Garth Joseph, St. Rose	†1997	34	124
Kino Outlaw, Mount Olive	1995	28	124
Kino Outlaw, Mount Olive	1996	27	117
Moustapha Diouf, Queens (N.C.)	2003	33	116
Ben Wallace, Virginia Union	1996	31	114
Mark Hensel, Pitt.-Johnstown	1994	27	113

When he wasn't looking for a shot, Tuskegee's Kenyon Gamble was a force on the defensive end of the court by averaging five blocked shots a game.




Photo by Tuskegee Sports Information.

Player, Team	Season	G	Blk.
Ben Wallace, Virginia Union	1995	31	111
Elwood Vines, Bloomsburg	1993	27	107
Horacio Llamas, Grand Canyon	1996	29	106
Coata Malone, Alabama A&M	1995	32	106
Eugene Haith, Philadelphia U.	1993	31	105

†national champion; *record

BLOCKED-SHOT AVERAGE

Player, Team	Season	G	Blk.	Avg.
Antonio Harvey, Pfeiffer	†1993	29	155	*5.34
James Doyle, Concord	†1998	30	*157	5.23
Kenyon Gamble, Tuskegee	†2004	28	142	5.07
John Burke, Southampton	†1996	28	142	5.07
Johnny Tyson, Central Okla.	†1994	27	126	4.66
Kino Outlaw, Mount Olive	†1995	28	124	4.43
Kino Outlaw, Mount Olive	1996	27	117	4.33
Corey Johnson, Pace	1995	30	130	4.33
Derek Moore, S.C.-Aiken	1998	30	129	4.30
Vonzell McGrew, Mo. Western St.	1995	31	132	4.26
Jason Roseto, Edinboro	†2001	23	97	4.22
Colin Ducharme, Longwood	2001	31	130	4.19
Mark Hensel, Pitt.-Johnstown	1994	27	113	4.19
Aaron Davis, Southern Conn. St.	†2003	25	103	4.12
Victorius Payne, Lane	1996	25	101	4.04
Elwood Vines, Bloomsburg	1993	27	107	3.96
George Bailey, Lock Haven	†2002	20	79	3.95
Lawrence Williams, San Fran. St.	1995	27	103	3.81
Derek Moore, S.C.-Aiken	1996	26	97	3.73
Bilal Salaam, Kutztown	2003	28	104	3.71

†national champion; *record

STEALS

Player, Team	Season	G	Stl.
J.R. Gamble, Queens (N.C.)	†2001	32	*139
Wayne Copeland, Lynn	†2000	26	129
Wayne Copeland, Lynn	†1999	31	125
Terrance Gist, S.C. Upstate	†1998	29	122
Devlin Herring, Pitt.-Johnstown	†1997	27	122
Oronn Brown, Clarion	1997	29	120
Devlin Herring, Pitt.-Johnstown	1998	29	118
David Clark, Bluefield St.	†1996	31	118
Tyrone McDaniel, Lenoir-Rhyne	†1993	32	116
Ken Francis, Molloy	†1994	27	116
Darnell White, California (Pa.)	1994	30	115
Luke Kendall, Metro St.	2004	34	114
Eddin Santiago, Mo. Southern St.	2001	30	114
Tracy Gross, High Point	1997	29	114
Robert Campbell, Armstrong Atlantic	2001	33	113
Joe Newton, Central Okla.	1993	32	110
Peron Austin, Colorado St.-Pueblo	1997	28	110
Marcus Stubblefield, Queens (N.C.)	1993	28	110
Shannon Holmes, NYIT	†1995	30	110
Terrence Baxter, Pfeiffer	2000	31	109
Terryl Woolery, Cal Poly Pomona	1997	27	109

†national champion; *record

STEAL AVERAGE

Player, Team	Season	G	Stl.	Avg.
Wayne Copeland, Lynn	†2000	26	129	*4.96
John Morris, Bluefield St.	1994	23	104	4.52
Devlin Herring, Pitt.-Johnstown	†1997	27	122	4.52
J.R. Gamble, Queens (N.C.)	†2001	32	*139	4.34
Ken Francis, Molloy	†1994	27	116	4.29
Terrance Gist, S.C. Upstate	†1998	29	122	4.21
Oronn Brown, Clarion	1997	29	120	4.14
Devlin Herring, Pitt.-Johnstown	1998	29	118	4.07
Michael Dean, Cal St. Hayward	1998	26	105	4.04
Terryl Woolery, Cal Poly Pomona	1997	27	109	4.04
Wayne Copeland, Lynn	†1999	31	125	4.03
Kevin Nichols, Bemidji St.	1994	26	104	4.00
Tracy Gross, High Point	1997	29	114	3.93
Peron Austin, Colorado St.-Pueblo	1997	28	110	3.93
Marcus Stubblefield, Queens (N.C.)	1993	28	110	3.93
Demetri Beekman, Assumption	1993	23	89	3.87
Darnell White, California (Pa.)	1994	30	115	3.83
J.R. Gamble, Queens (N.C.)	2000	28	107	3.82
David Clark, Bluefield St.	†1996	31	118	3.81
Eddien Santiago, Mo. Southern St.	2001	30	114	3.80

†national champion; *record

Career Records

POINTS

Player, Team	Seasons	Pts.
Travis Grant, Kentucky St.	1969-72	*4,045
Bob Hopkins, Grambling	1953-56	3,759
Tony Smith, Pfeiffer	1989-92	3,350
Earnest Lee, Clark Atlanta	1984-87	3,298
Joe Miller, Alderson-Broaddus	1954-57	3,294
Henry Logan, Western Caro.	1965-68	3,290
John Rinka, Kenyon	1967-70	3,251
Dick Barnett, Tennessee St.	1956-59	3,209
Willie Scott, Alabama St.	1966-69	3,155
Johnnie Allen, Bethune-Cookman	1966-69	3,058
Bennie Swain, Texas Southern	1955-58	3,008
Lambert Shell, Bridgeport	1989-92	3,001
Carl Hartman, Alderson-Broaddus	1952-55	2,959
Earl Monroe, Winston-Salem	1964-67	2,935

*record

SCORING AVERAGE

(Minimum 1,400 points)

Player, Team	Seasons	G	FG	3FG	FT	Pts.	Avg.
Travis Grant, Kentucky St.	1969-72	121	*1,760	—	525	*4,045	*33.4
John Rinka, Kenyon	1967-70	99	1,261	—	729	3,251	32.8
Florindo Vieira, Quinnipiac	1954-57	69	761	—	741	2,263	32.8
Willie Shaw, Lane	1961-64	76	960	—	459	2,379	31.3
Mike Davis, Virginia Union	1966-69	89	1,014	—	730	2,758	31.0
Henry Logan, Western Caro.	1965-68	107	1,263	—	764	3,290	30.7
Willie Scott, Alabama St.	1966-69	103	1,277	—	601	3,155	30.6
Carlos Knox, IUPUI	1995-98	85	832	208	684	2,556	30.1
George Gilmore, Chaminade	1991-92	51	485	174	387	1,531	30.0
Brett Beeson, Moorhead St.	1995-96	54	551	92	421	1,615	29.9
Bob Hopkins, Grambling	1953-56	126	1,403	—	953	3,759	29.8
Rod Butler, Western New Eng.	1968-70	59	697	—	331	1,725	29.2
Gregg Northington, Alabama St.	1970-72	75	894	—	403	2,191	29.2
Isciah Wilson, Baltimore	1969-71	67	731	—	471	1,933	28.9

*record

FIELD-GOAL PERCENTAGE

(Minimum 400 field goals made)

Player, Team	Seasons	G	FG	FGA	Pct.
Todd Linder, Tampa	1984-87	122	909	1,284	*70.8
Tom Schurfranz, Bellarmine	1987-88, 91-92	112	742	1,057	70.2
Chad Scott, California (Pa.)	1991-94	115	465	664	70.0
Ed Phillips, Alabama A&M	1968-71	95	610	885	68.9
Ulysses Hackett, S.C. Upstate	1990-92	90	824	1,213	67.9
Larry Tucker, Lewis	1981-83	84	677	999	67.8
Otis Evans, Wayne St. (Mich.)	1989-92	106	472	697	67.7
Matthew Cornegay, Tuskegee	1979-82	105	524	783	66.9
Ray Strozier, Central Mo. St.	1978-81	110	563	843	66.8
Dennis Edwards, Fort Hays St.	1994-95	59	666	998	66.7
James Morris, Central Okla.	1990-93	76	532	798	66.7
Lance Berwald, North Dakota St.	1983-84	58	475	717	66.2
Harold Booker, Cheyney	1965-67, 69	108	662	1,002	66.1

*record



Metro State's Luke Kendall came up with 114 steals in 34 games last season to rank among Division II all-time leaders.

Photo by Metro State Sports Information

Photo by Henderson State Sports Information



Henderson State's Tarvoris Uzoigwe (with ball) holds the Division II record for consecutive games making a three-point field goal.

THREE-POINT FIELD GOALS MADE

Player, Team	Seasons	G	3FG
Steve Moyer, Gannon	1996-99	112	*442
Tony Smith, Pfeiffer	1989-92	126	431
Kwame Morton, Clarion	1991-94	105	411
Gary Duda, Merrimack	1989-92	122	389
Mike Taylor, West Virginia St.	2001-04	116	378
Markus Hallgrimson, Mont. St.-Billings	1998-00	82	371
Columbus Parker, Johnson Smith	1990-93	115	354
Gary Paul, Indianapolis	1987-90	111	354
Matt Miller, Drury	1999-02	106	351
Travis Tuttle, North Dakota	1994-97	108	350
Stephen Dye, Alderson-Broaddus#	2002-04	96	346
Mike Ziegler, Colorado Mines	1987-90	118	344
Chris Brown, Tuskegee	1993-96	104	339
Stephen Hamrick, Eastern N.M.	1993-96	107	339
Mike Kuhens, Queens (N.Y.)	1995-98	104	334
Jesse Ogden, Edinboro	1995-98	110	334
Tarvoris Uzoigwe, Henderson St.#	2002-04	92	333
Brent Kincaid, California (Pa.)	1993-96	115	325
Damien Blair, West Chester	1992-95	109	317
Ryan Stefanski, California (Pa.)	2000-03	104	314
Matt Van Leeuwen, Merrimack	1998-01	112	312
Cliff DuBois, Barry	1996-99	112	311
Brad Joens, Wayne St. (Neb.)	1998-01	117	310
Michael Shue, Lock Haven	1994-97	92	308
Jon Cronin, Stonehill	1989-92	117	308

*record #Active player

THREE-POINT FIELD GOALS MADE PER GAME (Minimum 200 three-point field goals made)

Player, Team	Seasons	G	3FG	Avg.
Antonio Harris, LeMoyn-Owen	1998-99	52	245	*4.71
Markus Hallgrimson, Mont. St.-Billings	1998-00	82	371	4.52
Alex Williams, Sacramento St.	1987-88	58	247	4.26
Tommy Spearman, Columbus St.	1994-95	56	233	4.16
Reece Gliko, Mont. St.-Billings	1996-97	56	231	4.13
Danny Phillips, Mont. St.-Billings	2001-02	55	222	4.03
Steve Moyer, Gannon	1996-99	112	*442	3.95
Kwame Morton, Clarion	1991-94	105	411	3.91
Zoderick Green, Central Okla.	1993-95	57	212	3.72
Shawn Williams, Central Okla.	1989-91	57	212	3.72
Mike Sinclair, Bowie St.	1987-89	82	299	3.65
Tai Crutchfield, Philadelphia U.	2000-01	58	210	3.62
Nate Allen, Western St.	1996-97	57	205	3.60
Robert Martin, Sacramento St.	1987-89	85	294	3.46
Tony Smith, Pfeiffer	1989-92	126	431	3.42
Michael Shue, Lock Haven	1994-97	92	308	3.35
Matt Miller, Drury	1999-02	106	351	3.31
Chris Brown, Tuskegee	1993-96	104	339	3.26
Mike Taylor, West Virginia St.	2001-04	116	378	3.26
Travis Tuttle, North Dakota	1994-97	108	350	3.24
Mike Kuhens, Queens (N.Y.)	1995-98	104	334	3.21
Gary Paul, Indianapolis	1987-90	111	354	3.19
Gary Duda, Merrimack	1989-92	122	389	3.19
Stephen Hamrick, Eastern N.M.	1993-96	107	339	3.17
Rod Harris, Southampton	1987-89	78	241	3.09

*record

THREE-POINT FIELD-GOAL PERCENTAGE (Minimum 200 three-point field goals made)

Player, Team	Seasons	G	3FG	3FGA	Pct.
Scott Martin, Rollins	1988-91	104	236	460	*51.3
Todd Woelfle, Oakland City	1995-98	103	210	412	51.0
Matt Markle, Shippensburg	1989-92	101	202	408	49.5
Paul Cluxton, Northern Ky.	1994-97	122	303	619	48.9
Lance Gelnett, Millersville	1989-92	109	266	547	48.6
Antonio Harris, LeMoyn-Owen	1998-99	52	245	510	48.0
Mark Willey, Fort Hays St.	1989-92	117	224	478	46.9
Todd Bowden, Randolph-Macon	1987-89	84	229	491	46.6
Gary Paul, Indianapolis	1987-90	111	354	768	46.1
Ben Nemmers, North Dakota St.	2001-04	110	257	558	46.1
Matt Ripaldi, Southern N.H.	1993-96	123	277	604	45.9
Alex Williams, Sacramento St.	1987-88	58	247	541	45.7
Jason Bullock, Indiana (Pa.)	1993-96	119	287	637	45.1
Boyd Printy, Truman	1990-92	77	201	447	45.0
Lance Luitjens, Northern St.	1994-96	95	275	614	44.8
Buck Williams, North Ala.	1987-89	84	238	535	44.5

*record



Photo by North Dakota State Sports Information

Ben Nemmers of North Dakota State (with ball) shot 46 percent from three-point range to rank among Division II career leaders.

FREE-THROW PERCENTAGE (Minimum 250 free throws made)

Player, Team	Seasons	G	FT	FTA	Pct.
Paul Cluxton, Northern Ky.	1994-97	122	272	291	*93.5
Kent Andrews, McNeese St.	1967-69	67	252	275	91.6
Jon Hagen, Minn. St. Mankato	1963-65	73	252	280	90.0
Dave Reynolds, Davis & Elkins	1986-89	107	383	429	89.3
Michael Shue, Lock Haven	1994-97	92	354	400	88.5
Tony Budzik, Mansfield	1989-92	107	367	416	88.2
Terry Gill, New Orleans	1972-74	79	261	296	88.2
Bryan Vacca, Randolph-Macon	1980-83	94	262	298	87.9
Steve Nisenson, Hofstra	1963-65	83	602	685	87.9
Jeff Gore, St. Rose	1991-93	91	333	379	87.9
Jack Sparks, Bentley	1976-80	99	253	288	87.8
Dan Shanks, Coker	1994-97	102	467	533	87.6
Troy Nesmith, Gannon	1997-98	54	274	313	87.5
Wayne Proffitt, Lynchburg	1965-67	57	482	551	87.5
Clyde Briley, McNeese St.	1962-65	101	561	642	87.4
Jason Sempstrott, South Dakota St.	1994-97	110	462	529	87.3
Foy Ballance, Armstrong Atlantic	1978-81	108	351	402	87.3
Jehu Brabham, Mississippi Col.	1969-71	72	452	518	87.3
Pete Chambers, West Chester	1966-68	67	267	306	87.3

*record

REBOUNDS (For careers beginning in 1973 or after)

Player, Team	Seasons	G	Reb.
Major Jones, Albany St. (Ga.)	1973-76	105	2,052
Clemon Johnson, Florida A&M	1975-78	109	1,494
Wayne Robertson, Southern N.H.	1991-94	127	1,487
Carlos Terry, Winston-Salem	1975-78	117	1,467

Player, Team	Seasons	G	Reb.
James Hector, American Int'l	1991-94	115	1,446
Jeff Covington, Youngstown St.	1975-78	106	1,381
John Ebeling, Fla. Southern	1979-82	127	1,362
Damon Reed, St. Rose	1997-00	128	1,280
Kelvin Hicks, NYIT	1977-80	94	1,258
John Edwards, Fla. Southern	1973	94	1,214
John Fox, Millersville	1984-87	118	1,214
Dave Vonesh, North Dakota	1988-91	122	1,207
Marvin Webster, Morgan St.	1975-76	60	1,198
Ramzee Statton, West Chester	2000-03	111	1,142
Mark Tetzlaff, South Dakota St.	1982-85	118	1,132
Chris Bowles, Southern Ind.	1991-94	114	1,129
Steve O'Neill, American Int'l	1977-81	108	1,093
Garth Joseph, St. Rose	1995-97	89	1,072
Bob Stanley, Mo.-Rolla	1974-77	95	1,049
Ernie DeWitt, Bryant	1978-81	107	1,036
Gerald Lavender, North Ala.	1977-80	118	1,033
Todd Orlando, Bentley	1981-84	108	1,024
Walt Whitakere, Minn. St. Moorhead	1979-82	107	1,017
Andre Means, Sacred Heart	1977-78	62	1,009
Leo Parent, Mass.-Lowell	1987-89	92	1,001
Mario Elie, American Int'l	1982-85	120	1,001

REBOUND AVERAGE
(Minimum 800 rebounds)

Player, Team	Seasons	G	Reb.	Avg.
Tom Hart, Middlebury	1953, 55-56	63	1,738	*27.6
Maurice Stokes, St. Francis (Pa.)	1953-55	72	1,812	25.2
Frank Stronczek, American Int'l	1965-67	62	1,549	25.0
Bill Thiebene, Hofstra	1954-56	76	1,837	24.2
Hank Brown, Mass.-Lowell	1965-67	49	1,129	23.0
Elmore Smith, Kentucky St.	1969-71	85	1,917	22.6
Charles Wrinn, Trinity (Conn.)	1951-53	53	1,176	22.2
Roman Turmon, Clark Atlanta	1952-54	60	1,312	21.9
Tony Missere, Pratt	1966-68	62	1,348	21.7
Ron Horton, Delaware St.	1966-68	64	1,384	21.6

*record
(For careers beginning in 1973 or after; minimum 800 rebounds)

Player, Team	Seasons	G	Reb.	Avg.
Marvin Webster, Morgan St.	1975-76	60	1,198	20.0
Major Jones, Albany St. (Ga.)	1973-76	105	2,052	19.5
Howard Shockley, Salisbury	1975-76	49	817	16.7
Andre Means, Sacred Heart	1977-78	62	1,009	16.3
Antonio Garcia, Ky. Wesleyan	1998-99	70	997	14.2
Clemon Johnson, Florida A&M	1975-78	109	1,494	13.7
Larry Johnson, Ark.-Little Rock	1976-78	69	944	13.7
Kelvin Hicks, NYIT	1977-80	94	1,258	13.4
John Edwards, Fla. Southern	1973-76	94	1,214	12.9
James Hector, American Int'l	1991-94	115	1,446	12.6
Garth Joseph, St. Rose	1995-97	89	1,072	12.0
Wayne Robertson, Southern N.H.	1991-94	127	1,487	11.7
Wayne Armstrong, Armstrong Atlantic	1975-77	78	897	11.5
Bob Stanley, Mo.-Rolla	1974-77	95	1,049	11.0
Leo Parent, Mass.-Lowell	1987-89	92	1,011	11.0

ASSISTS

Player, Team	Seasons	G	Ast.
Demetri Beekman, Assumption	1990-93	119	*1,044
Adam Kaufman, Edinboro	1998-01	116	936
Rob Paternostro, Southern N.H.	1992-95	129	919
Tony Smith, Pfeiffer	1989-92	126	828
Jamie Stevens, Mont. St.-Billings	1996-99	110	805
Steve Ray, Bridgeport	1989-90	65	785
Dan Ward, St. Cloud St.	1992-95	100	774
Jordan Canfield, Washburn	1994-97	126	756
Charles Jordan, Erskine	1989-92	119	727
Jamie Holden, St. Joseph's (Ind.)	2001-04	110	723
Donald Johnson, Franklin Pierce	1998-01	114	722
Patrick Chambers, Philadelphia U.	1991-94	123	709
Lamont Jones, Bridgeport	1992-95	119	708
Ernest Jenkins, N.M. Highlands	1992-95	84	699
Antoine Campbell, Ashland	1995-98	113	697
Pat Madden, Jacksonville St.	1989-91	88	688
Nate Tibbetts, South Dakota	1998-01	112	678
Candice Pickens, California (Pa.)	1993-96	121	675
Mark Benson, Tex. A&M-Kingsville	1989-91	86	674
Craig Lottie, Alabama A&M	1992-95	93	673

*record

ASSIST AVERAGE
(Minimum 550 assists)

Player, Team	Seasons	G	Ast.	Avg.
Steve Ray, Bridgeport	1989-90	65	785	*12.1
Demetri Beekman, Assumption	1990-93	119	*1,044	8.8
Ernest Jenkins, N.M. Highlands	1992-95	84	699	8.3
Adam Kaufman, Edinboro	1998-01	116	936	8.1
Mark Benson, Tex. A&M-Kingsville	1989-91	86	674	7.8
Pat Madden, Jacksonville St.	1989-91	88	688	7.8
Dan Ward, St. Cloud St.	1992-95	100	774	7.7
Jamie Stevens, Mont. St.-Billings	1996-99	110	805	7.3
Craig Lottie, Alabama A&M	1992-95	93	673	7.2
Rob Paternostro, Southern N.H.	1992-95	129	919	7.1
Eddin Santiago, Mo. Southern St.	1999-02	117	804	6.9
Jamie Holden, St. Joseph's (Ind.)	2001-04	110	723	6.6
Tony Smith, Pfeiffer	1989-92	126	828	6.6
Donald Johnson, Franklin Pierce	1998-01	114	722	6.3
Mike Buscetto, Quinnipiac	1990-93	99	624	6.3
Patrick Herron, Winston-Salem	1992-95	97	604	6.2
Pat Delaney, St. Anselm	1999-02	118	731	6.2
Antoine Campbell, Ashland	1995-98	113	697	6.2
Charles Jordan, Erskine	1989-92	119	727	6.1
Nate Tibbetts, South Dakota	1998-01	112	678	6.1

*record

BLOCKED SHOTS

Player, Team	Seasons	G	Blk.
James Doyle, Concord	1995-98	120	*416
Derek Moore, S.C.-Aiken	1996-99	102	408
Rich Edwards, Adelphi	1999-02	123	305
Kino Outlaw, Mount Olive	1994-96	81	305
Bilal Salaam, Kutztown#	2002-04	82	302
Garth Joseph, St. Rose	1995-97	89	300
Sylvere Bryan, Tampa	1999-02	116	294
Kerwin Thompson, Eckerd	1993-96	116	284
Aaron Davis, Southern Conn. St.	2000-03	94	269
Jeff Weirsma, Erskine	2000-03	109	268
Eugene Haith, Philadelphia U.	1993-95	86	267
John Tomsich, Le Moyne	1996-99	114	264
Chandar Bingham, Virginia Union	1997-00	106	261
Coata Malone, Alabama A&M	1994-96	90	243
Alonzo Goldston, Fort Hays St.	1995-97	96	240
Damon Reed, St. Rose	1997-00	128	236
Ben Wallace, Virginia Union	1995-96	62	225
Antwain Smith, St. Paul's	1996-99	105	222
Eric Watson, California (Pa.)	1996-99	119	214
Vonzell McGrew, Mo. Western St.	1993-95	57	211
Corey Johnson, Pace	1993-95	58	210
John Burke, Southampton	1995-96	54	205
Moustapha Diouf, Queens (N.C.)	2003-04	61	201
Adrian Machado, Stonehill	1993-96	108	196
Steve Schutz, Fort Lewis	1994-97	96	195

*record #Active player



Photo by Kutztown Sports Information

Kutztown's Bilal Salaam (No. 34) enters this season with 302 blocked shots to rank fifth among Division II career leaders.

BLOCKED-SHOT AVERAGE

(Minimum 175 blocked shots)

Player, Team	Seasons	G	Blk.	Avg.
Derek Moore, S.C.-Aiken	1996-99	102	408	4.00
John Burke, Southampton	1995-96	54	205	3.80
Kino Outlaw, Mount Olive	1994-96	81	305	3.77
Vonzell McGrew, Mo. Western St.	1993-95	57	211	3.70
Tihomir Juric, Wis.-Parkside	1993-94	53	193	3.64
Ben Wallace, Virginia Union	1995-96	62	225	3.63
Corey Johnson, Pace	1993-95	58	210	3.62
James Doyle, Concord	1995-98	120	*416	3.47
Mark Hensel, Pitt.-Johnstown	1993-94	53	180	3.40
Garth Joseph, St. Rose	1995-97	89	300	3.37
Moustapha Diouf, Queens (N.C.)	2003-04	61	201	3.30
Eugene Haith, Philadelphia U.	1993-95	86	267	3.10
Aaron Davis, Southern Conn. St.	2000-03	94	269	2.86
Coata Malone, Alabama A&M	1994-96	90	243	2.70
Sylvere Bryan, Tampa	1999-02	116	294	2.53
Alonzo Goldston, Fort Hays St.	1995-97	96	240	2.50
Rich Edwards, Adelphi	1999-02	123	305	2.48
Chandar Bingham, Virginia Union	1997-00	106	261	2.46
Jeff Weirsma, Erskine	2000-03	109	268	2.46
Kerwin Thompson, Eckerd	1993-96	116	284	2.45
Merriel Jenkins, Hawaii-Hilo	1997-99	77	188	2.44
John Tomsich, Le Moyne	1996-99	114	264	2.32
Lawrence Williams, San Fran. St.	1993-95	79	176	2.23

*record

STEALS

Player, Team	Seasons	G	Stl.
Eddin Santiago, Mo. Southern St.	1999-02	117	383
Oronn Brown, Clarion	1994-97	106	361
Robert Campbell, Armstrong Atlantic	1998-01	118	357
Marcus Best, Winston-Salem	1999-02	119	345
Devlin Herring, Pitt.-Johnstown	1995-98	106	333
Rolondo Hall, Davis & Elkins	1998-01	106	314
Terrence Baxter, Pfeiffer	1998-01	108	281
David Clark, Bluefield St.	1994-96	83	278
Terrence Gist, S.C. Upstate	1994-97	112	276
Omar Kasi, Molloy	1997-00	109	272
Sotirios Karapostolou, Southern N.H.	2000-03	107	271
DeMarcos Anzures, Metro St.	1997-00	125	271
Mike Hancock, Neb.-Kearney	1995-98	121	271

Player, Team	Seasons	G	Stl.
Lorinza Harrington, Wingate	1999-02	121	263
Patrick Herron, Winston-Salem	1993-95	78	263
Ken Francis, Molloy	1993-95	81	260
Brandon Hughes, Newberry	1997-00	88	259
Lamont Jones, Bridgeport	1993-95	84	256
Deartrus Goodman, Alabama A&M	1993-96	126	255
Wayne Copeland, Lynn	1999-00	57	254
Clayton Smith, Metro St.	2000-03	127	251
J.R. Gamble, Queens (N.C.)	2000-01	60	246
Donald Johnson, Franklin Pierce	1998-01	114	243
Keith Linson, Central Mo. St.	1994-97	116	241

*record

STEAL AVERAGE

(Minimum 150 steals)

Player, Team	Seasons	G	Stl.	Avg.
Wayne Copeland, Lynn	1999-00	57	254	4.46
J.R. Gamble, Queens (N.C.)	2000-01	60	246	4.10
John Morris, Bluefield St.	1994-95	50	185	3.70
Oronn Brown, Clarion	1994-97	106	*361	3.41
Patrick Herron, Winston-Salem	1993-95	78	263	3.37
David Clark, Bluefield St.	1994-96	83	278	3.35
Peron Austin, Colorado St.-Pueblo	1997-98	58	190	3.28
Eddin Santiago, Mo. Southern St.	1999-02	117	*383	3.27
Gallagher Driscoll, St. Rose	1991-92	59	192	3.25
Darnell White, California (Pa.)	1993-94	59	192	3.25
Rudy Berry, Cal St. Stanislaus	1993-94	51	164	3.21
Ken Francis, Molloy	1993-95	81	260	3.21
Bob Cunningham, NYIT	1995-96	55	175	3.18
Devlin Herring, Pitt.-Johnstown	1995-98	106	333	3.14
Craig Ferguson, Columbus St.	1995-96	61	191	3.13
Bryan Heaps, Abilene Christian	1993-94	56	171	3.05
Lamont Jones, Bridgeport	1993-95	84	256	3.05
Kelly Mann, Concord	1997-98	62	185	2.98
Javar Cheatham, Gannon	2000-01	58	172	2.97
Rolondo Hall, Davis & Elkins	1998-01	106	314	2.96
Brandon Hughes, Newberry	1997-00	88	259	2.94
Malcolm Turner, Sonoma St.	1995-96	52	152	2.92
Tullius Pate, Coker	1994-95	55	158	2.87
Aaron Johnson, C.W. Post	1993-94	56	160	2.86
Steve St. Martin, Assumption	1995-98	72	205	2.85

*record

Annual Individual Champions

Scoring Average

Season	Player, Team	G	FG	FT	Pts.	Avg.
1948	Nate DeLong, Wis.-River Falls	22	206	206	618	28.1
1949	George King, Charleston (W.V.)	26	289	179	757	29.1
1950	George King, Charleston (W.V.)	31	354	259	967	31.2
1951	Scott Seagall, Millikin	31	314	260	888	28.6
1952	Harold Wolfe, Findlay	22	285	101	671	30.5
1953	Roger Kuss, Wis.-River Falls	21	291	235	817	38.9
1954	Clarence "Bevo" Francis, Rio Grande	27	444	367	1,255	*46.5
1955	Bill Warden, North Central	13	162	127	451	34.7
1956	Bill Reigel, McNeese St.	36	425	370	1,220	33.9
1957	Ken Hammond, West Va. Tech	27	334	274	942	34.9
1958	John Lee Butcher, Pikeville	27	330	210	870	32.2
1959	Paul Wilcox, Davis & Elkins	23	289	195	773	33.6
1960	Don Perrelli, Southern Conn. St.	22	263	168	694	31.5
1961	Lebron Bell, Bryant	14	174	114	462	33.0
1962	Willie Shaw, Lane	18	239	115	593	32.9
1963	Earl Glass, Miss. Industrial	19	322	171	815	42.9
1964	Willie Shaw, Lane	18	303	121	727	40.4
1965	Thales McReynolds, Miles	18	294	118	706	39.2
1966	Paul Crissman, Vanguard	23	373	90	836	36.3
1967	Earl Monroe, Winston-Salem	32	509	311	*1,329	41.5
1968	Mike Davis, Virginia Union	25	351	206	908	36.3
1969	John Rinka, Kenyon	26	340	202	882	33.9
1970	John Rinka, Kenyon	23	354	234	942	41.0
1971	Bo Lamar, La.-Lafayette	29	424	196	1,044	36.0
1972	Travis Grant, Kentucky St.	33	*539	226	1,304	39.5
1973	Claude White, Elmhurst	18	248	101	597	33.2
1974	Aaron James, Grambling	27	366	137	869	32.2
1975	Ron Barrow, Southern U.	23	296	115	707	30.7

Season	Player, Team	G	FG	FT	Pts.	Avg.
1976	Ron Barrow, Southern U.	27	318	136	772	28.6
1977	Ed Murphy, Merrimack	28	369	158	896	32.0
1978	Harold Robertson, Lincoln (Mo.)	28	408	149	965	34.5
1979	Bo Clark, UCF	23	315	97	727	31.6
1980	Bill Fennelly, Central Mo. St.	28	337	189	863	30.8
1981	Gregory Jackson, St. Paul's	26	267	183	717	27.6
1982	John Ebeling, Fla. Southern	32	286	284	856	26.8
1983	Danny Dixon, Alabama A&M	27	379	152	910	33.7
1984	Earl Jones, Dist. Columbia	22	215	200	630	28.6
1985	Earnest Lee, Clark Atlanta	29	380	230	990	34.1
1986	Earnest Lee, Clark Atlanta	28	314	191	819	29.3
1987	Earnest Lee, Clark Atlanta	29	326	35	774	26.9
1988	Daryl Cambrelen, Southampton	25	242	32	517	20.7
1989	Steve deLaveaga, Cal Lutheran	28	278	79	595	21.3
1990	A.J. English, Virginia Union	30	333	65	733	24.4
1991	Gary Mattison, St. Augustine's	26	277	53	583	22.4
1992	George Gilmore, Chaminade	28	280	82	642	23.0
1993	Darrin Robinson, Sacred Heart	26	313	75	701	27.0
1994	Kwame Martin, Clarion	26	264	126	590	22.7
1995	Carlos Knox, IUPUI	29	284	39	607	21.0
1996	Brett Beeson, Moorhead St.	27	305	58	626	23.2
1997	Dan Sancomb, Wheeling Jesuit	27	295	11	521	19.3
1998	Carlos Knox, IUPUI	26	238	96	530	20.4
1999	Eddie Robinson, Central Okla.	26	305	24	553	21.3
2000	David Evans, BYU-Hawaii	28	300	48	624	22.3
2001	Marlon Dawson, Central Okla.	26	206	101	507	19.5
2002	Angel Figueroa, Dowling	25	216	79	474	18.9
2003	Ron Christy, Teikyo Post	29	295	64	654	22.6
2004	Lewis Muse, Concord	26	308	0	616	23.7

*record

Field-Goal Percentage

Season	Player, Team	G	FG	FGA	Pct.
1949	Vern Mikkelson, Hamline.....	30	203	377	53.8
1950	Nate DeLong, Wis.-River Falls.....	29	287	492	58.3
1951	Johnny O'Brien, Seattle.....	33	248	434	57.1
1952	Forrest Hamilton, Southwest Mo. St.	30	147	246	59.8
1953	Bob Buis, Carleton.....	21	149	246	60.6
1954	Paul Lauritzen, Augustana (Ill.).....	19	158	251	62.9
1955	Jim O'Hara, UC Santa Barb.	24	140	214	65.4
1956	Logan Gipe, Ky. Wesleyan.....	22	134	224	59.8
1957	John Wilfred, Winston-Salem.....	30	229	381	60.1
1958	Bennie Swain, Texas Southern.....	35	363	587	61.8
1959	Dick O'Meara, Babson.....	18	144	225	64.0
1960	Edwin Cox, Howard Payne.....	26	126	194	64.9
1961	Tony Solomon, St. Paul's.....	20	94	149	63.1
1962	Tom Morris, St. Paul's.....	17	108	168	64.3
1963	Howard Trice, Howard Payne.....	26	168	237	70.9
1964	Robert Springer, Howard Payne.....	24	119	174	68.4
1965	Harold Booker, Cheyney.....	24	144	198	72.7
1966	Harold Booker, Cheyney.....	27	170	240	70.8
1967	John Dickson, Arkansas St.....	24	214	308	69.5
1968	Edward Phillips, Alabama A&M.....	22	154	210	73.3
1969	Marvin Lewis, Southampton.....	24	271	375	72.3
1970	Travis Grant, Kentucky St.....	31	482	688	70.1
1971	Edward Phillips, Alabama A&M.....	24	159	221	71.9
1972	Don Manley, Otterbein.....	23	146	207	70.5
1973	Glynn Berry, Southampton.....	26	191	302	63.2
1974	Kirby Thurston, Western Caro.....	25	242	367	65.9
1975	Gerald Cunningham, Kentucky St.....	29	280	411	68.1
1976	Thomas Blue, Elizabeth City St.....	24	270	388	69.6
1977	Kelvin Hicks, NYIT.....	24	161	232	69.4
1978	Ron Ripley, Wis.-Green Bay.....	32	162	239	67.8
1979	Carl Bailey, Tuskegee.....	27	210	307	68.4
1980	Ray Strozier, Central Mo. St.....	28	142	195	72.8
1981	Matthew Cornegay, Tuskegee.....	26	177	247	71.7
1982	Matthew Cornegay, Tuskegee.....	29	208	278	74.8
1983	Rudy Burton, Elizabeth City St.....	24	142	201	70.6
1984	Maurice Stafford, North Ala.....	34	198	264	75.0
1985	Todd Linder, Tampa.....	31	219	306	71.6
1986	Todd Linder, Tampa.....	28	204	291	70.1
1987	Todd Linder, Tampa.....	32	282	375	*75.2
1988	Louis Newsome, North Ala.....	29	192	266	72.2
1989	Tom Schurfranz, Bellarmine.....	28	164	240	68.2
1990	Ulysses Hackett, S.C.-Spartanburg.....	32	301	426	70.7
1991	Tom Schurfranz, Bellarmine.....	30	245	339	72.3
1992	Brian Moten, West Ga.....	26	141	192	73.4
1993	Chad Scott, California (Pa.).....	28	173	245	70.6
1994	Chad Scott, California (Pa.).....	30	178	245	72.7
1995	John Pruet, SIU Edwardsville.....	26	138	193	71.5
1996	Kyle Kirby, IPFW.....	26	133	195	68.2
1997	Andy Robertson, Fla. Southern.....	32	183	269	68.0
1998	Anthony Russell, West Fla.....	28	191	284	67.3
1999	DaVonn Harp, Kutztown St.....	27	140	205	68.3
2000	Shawn Bass, Drury.....	28	156	237	65.8
2001	Charles Ward, St. Augustine's.....	27	159	243	65.4
2002	Brett Barnard, Le Moyne.....	27	141	211	66.8
2003	Anthony Greenup, Shaw.....	30	172	242	71.1
2004	Anthony Greenup, Shaw.....	24	210	296	70.9

*record

Three-Point Field Goals Made Per Game

Season	Player, Team	G	3FG	Avg.
1987	Bill Harris, Northern Mich.....	27	117	4.3
1988	Alex Williams, Sacramento St.....	30	*167	5.6
1989	Robert Martin, Sacramento St.....	28	118	4.2
1990	Gary Paul, Indianapolis.....	28	110	3.9
1991	Shawn Williams, Central Okla.....	29	129	4.4
1992	Jason Garrow, Augustana (S.D.).....	27	135	5.0
1993	Ray Gutierrez, California (Pa.).....	29	142	4.9
1994	Kwame Morton, Clarion.....	26	126	4.8
1995	Eric Kline, Northern St.....	30	148	4.9
1996	Daren Alix, Merrimack.....	28	114	4.1
1997	Reece Gliko, Mont. St.-Billings.....	28	135	4.8
1998	Antonio Harris, LeMoyne-Owen.....	26	119	4.6
1999	Antonio Harris, LeMoyne-Owen.....	26	126	4.8
2000	Markus Hallgrimson, Mont. St.-Billings.....	26	160	*6.2
2001	Blake Johnson, Edinboro.....	28	111	4.0
2002	Danny Phillips, Mont. St.-Billings.....	28	120	4.3
2003	Jed Bedford, Columbus St.....	32	135	4.2
2004	Mike Taylor, West Virginia St.....	32	140	4.4

*record

Three-Point Field-Goal Percentage


Season	Player, Team	G	3FG	3FGA	Pct.
1987	Charles Byrd, West Tex. A&M.....	31	95	168	56.5
1988	Ray Lee, Hampton.....	24	39	60	*65.0
1989	Aaron Baker, Mississippi Col.....	27	69	117	59.0
1990	Mark Willey, Fort Hays St.....	29	49	81	60.5
1991	Scott Martin, Rollins.....	28	114	201	56.7
1992	Jeff Duvall, Oakland City.....	30	49	91	53.8
1993	Greg Wilkinson, Oakland City.....	32	82	152	53.9
1994	Todd Jones, Southern Ind.....	29	56	105	53.3
1995	Aaron Fehler, Oakland City.....	26	73	121	60.3
1996	Matt Hopson, Oakland City.....	31	84	145	57.9
1997	Adam Harness, Oakland City.....	26	39	68	57.4
1998	Todd Woelfel, Oakland City.....	27	87	162	53.7
1999	John Cabanilla, Oakland City.....	29	46	85	54.1
2000	Jasen Gast, Incarnate Word.....	26	39	72	54.2
2001	Bobby Hoegh, Southwest Baptist.....	23	72	147	49.0
2002	Jared Ramirez, Northern Colo.....	27	60	115	52.2
2003	Ben Nemmers, North Dakota St.....	30	83	159	52.2
2004	Derek Archer, Wayne St. (Neb.).....	28	77	142	54.2
	Shawn Oponui, BYU-Hawaii.....	29	77	142	54.2

*record

Free-Throw Percentage

Season	Player, Team	G	FT	FTA	Pct.
1948	Frank Cochran, Delta St.....	22	36	43	83.7
1949	Jim Walsh, Spring Hill.....	25	62	75	82.7
1950	Dean Ehlers, Central Methodist.....	33	186	213	87.3
1951	Jim Hoverder, Central Mo. St.....	23	75	85	88.2
1952	Jim Fenton, Akron.....	24	104	121	86.0
1953	Dick Parfitt, Central Mich.....	22	93	105	88.6
1954	Bill Parrott, David Lipscomb.....	24	174	198	87.9
1955	Pete Kovacs, Monmouth (Ill.).....	20	175	199	87.9
1956	Fred May, Loras.....	22	127	146	87.0
1957	Jim Sutton, South Dakota St.....	22	127	138	92.0
1958	Arnold Smith, Allen.....	22	103	113	91.2
1959	Bill Reece, Lenoir-Rhyne.....	27	84	92	91.3
1960	Ron Slaymaker, Emporia St.....	20	80	88	90.9
1961	Harvey Rosen, Wilkes.....	22	105	115	91.3
1962	Wayne Mahone, Stephen F. Austin.....	26	76	84	90.5
1963	Jon Hagen, Minn. St. Mankato.....	25	76	82	92.7
1964	Steve Nisenson, Hofstra.....	28	230	252	91.3
1965	Jon Hagen, Minn. St. Mankato.....	23	103	112	92.0
1966	Jack Cryan, Rider.....	25	182	198	91.9
1967	Kent Andrews, McNeese St.....	22	101	110	91.8
1968	Kent Andrews, McNeese St.....	24	85	90	94.4
1969	Joe Cullen, Hartwick.....	18	96	103	93.2
1970	John Rinka, Kenyon.....	23	234	263	89.0
1971	Ed Roeth, Defiance.....	26	138	152	90.8
1972	Jeff Kuntz, St. Norbert.....	25	142	155	91.6
1973	Bob Kronisch, Brooklyn.....	30	93	105	88.6
1974	Terry Gill, New Orleans.....	30	97	105	92.4
1975	Clarence Rand, Alabama St.....	29	91	101	90.1
1976	Billy Newton, Morgan St.....	28	85	90	94.4
1977	Emery Sammons, Philadelphia U.....	28	145	157	92.4

DIVISION II



Ralph Steele of Seattle Pacific displays the form that made him Division II's leader in free-throw percentage last season.

Photo by Seattle Pacific Sports Information

Year	Player, Team	G	Reb.	Avg.	
1978	Dana Skinner, Merrimack	28	142	154	92.2
1979	Jack Sparks, Bentley	28	76	84	90.5
1980	Grey Giovanine, Central Mo. St.	28	75	83	90.4
1981	Ted Smith, SIU Edwardsville	26	67	73	91.8
1982	Carl Gonder, Augustana (S.D.)	27	86	93	92.5
1983	Joe Scalfani, New Haven	28	86	98	87.8
1984	Darrell Johnston, Southern N.H.	29	74	81	91.4
1985	Tom McDonald, South Dakota St.	33	88	97	90.7
1986	Todd Mezzulo, Alas. Fairbanks	27	114	125	91.2
1987	Mike Sanders, Northern Colo.	28	82	87	94.3
1988	Charles Byrd, West Tex. A&M	29	92	99	92.8
1989	Mike Boschee, North Dakota	28	71	77	92.2
1990	Mike Morris, Ala.-Huntsville	28	114	125	91.2
1991	Ryun Williams, South Dakota	30	114	125	91.2
1992	Hal McManus, Lander	28	110	119	92.4
1993	Jason Williams, New Haven	27	115	125	92.0
1994	Jay Harrie, Mont. St.-Billings	26	86	92	93.5
1995	Jim Borodawka, Mass.-Lowell	27	74	80	92.5
1996	Paul Cluxton, Northern Ky.	32	100	108	92.6
1997	Paul Cluxton, Northern Ky.	35	94	94	*100.0
1998	Troy Nesmith, Gannon	27	146	158	92.4
1999	Travis Starns, Colorado Mines	26	87	93	93.5
2000	Jason Kreider, Michigan Tech	31	84	91	92.3
2001	C.J. Cowgill, Chaminade	22	113	119	95.0
2002	Curtis Small, Southampton	29	109	116	94.0
2003	Aaron Farley, Harding	30	137	146	93.8
2004	Ralph Steele, Seattle Pacific	27	82	90	91.1

*record

Year	Player, Team	G	Reb.	Avg.
1979	Keith Smith, Shaw	20	329	16.5
1980	Ricky Mahorn, Hampton	31	490	15.8
1981	Earl Jones, Dist. Columbia	25	333	13.3
1982	Donnie Carter, Tuskegee	29	372	12.8
1983	David Binion, N.C. Central	25	400	16.0
1984	Jerome Kersey, Longwood	27	383	14.2
1985	Charles Oakley, Virginia Union	31	535	17.3
1986	Raheem Muhammad, Wayne St. (Mich.)	31	428	13.8
1987	Andre Porter, Southampton	23	309	13.4
1988	Anthony Ikeobi, Clark Atlanta	27	380	14.1
1989	Toby Barber, Winston-Salem	24	327	13.6
1990	Leroy Gasque, Morris Brown	24	375	15.6
1991	Sheldon Owens, Shaw	27	325	12.0
1992	David Allen, Wayne St. (Neb.)	28	362	12.9
1993	James Hector, American Int'l	28	389	13.9
1994	Pat Armour, Jacksonville St.	25	363	14.5
1995	Lorenzo Poole, Albany St. (Ga.)	26	417	16.0
1996	J.J. Sims, West Ga.	28	374	13.4
1997	Kebu Stewart, Cal St. Bakersfield	33	442	13.4
1998	Antonio Garcia, Ky. Wesleyan	33	457	13.8
1999	Antonio Garcia, Ky. Wesleyan	37	540	14.6
2000	Howard Jackson, Lincoln Memorial	24	321	13.4
2001	Colin Duchacme, Longwood	31	490	15.8
2002	Danny Jones, Tarleton St.	33	416	13.0
2003	Billy McDaniel, Ark.-Monticello	27	345	12.8
2004	Jack Bain, UC-Colo. Spgs.	27	336	12.4

*record; †Championship determined by highest individual recoveries out of total by both teams in all games.

Photo by Colorado-Colorado Springs Sports Information



Colorado-Colorado Springs' Jack Bain (left) led Division II last season in rebound average by snaring 12.4 boards a game.


Rebound Average

Year	Player, Team	G	Reb.	Avg.
1951	Walter Lenz, Frank. & Marsh.	17	338	19.9
1952	Charley Wrinn, Trinity (Conn.)	19	486	25.6
1953	Ellerbe Neal, Wofford	23	609	26.5
1954	R.C. Owens, Alberson	25	677	27.1
1955	Tom Hart, Middlebury	22	649	29.5
1956	Tom Hart, Middlebury	21	620	*29.5
1957	Jim Smith, Steubenville	26	651	25.0
1958	Mary Becker, Widener	18	450	25.0
1959	Jim Davis, King's (Pa.)	17	384	22.6
1960	Jackie Jackson, Virginia Union	19	424	†24.1
1961	Jackie Jackson, Virginia Union	26	641	24.7
1962	Jim Ahrens, Buena Vista	28	682	24.4
1963	Gerry Govan, St. Mary's (Kan.)	18	445	24.7
1964	Ernie Brock, Virginia St.	24	597	24.9
1965	Dean Sandifer, Lakeland	23	592	25.7
1966	Frank Stronczek, American Int'l	26	717	27.6
1967	Frank Stronczek, American Int'l	25	602	24.1
1968	Ron Horton, Delaware St.	23	543	23.6
1969	Wilbert Jones, Albany St. (Ga.)	28	670	23.9
1970	Russell Jackson, Southern U.	22	544	24.7
1971	Tony Williams, St. Francis (Me.)	24	599	25.0
1972	No rankings			
1973	No rankings			
1974	Larry Johnson, Prairie View	23	519	22.6
1975	Major Jones, Albany St. (Ga.)	27	608	22.5
1976	Major Jones, Albany St. (Ga.)	24	475	19.8
1977	Andre Means, Sacred Heart	32	516	16.1
1978	Scott Mountz, California (Pa.)	24	431	18.0

Assist Average

Year	Player, Team	G	Ass.	Avg.
1989	Steve Ray, Bridgeport	32	*400	*12.5
1990	Steve Ray, Bridgeport	33	385	11.7
1991	Adrian Hutt, Metro St.	28	285	10.2
1992	Tony Smith, Pfeiffer	35	349	10.0
1993	Demetri Beekman, Assumption	23	264	11.5
1994	Ernest Jenkins, N.M. Highlands	27	277	10.3
1995	Ernest Jenkins, N.M. Highlands	27	291	10.8
1996	Bobby Banks, Metro St.	27	244	9.0
1997	Emanuel Richardson, Pitt.-Johnstown	27	235	8.7
1998	Emanuel Richardson, Pitt.-Johnstown	29	260	9.0
1999	Shawn Brown, Merrimack	27	223	8.3
2000	Todd Chappell, Texas Wesleyan	27	263	9.7
2001	Javar Cheatham, Gannon	30	283	9.4
2002	Pat Delany, St. Anselm	30	234	7.8
2003	Clayton Smith, Metro St.	33	274	8.3
2004	Deshawn Bowman, Columbus St.	27	220	8.1

*record



Deshawn Bowman of Columbus State (with ball) found open teammates 220 times in 27 games last season to lead Division II in assist average.

Blocked-Shot Average

Year	Player, Team	G	Blk.	Avg.
1993	Antonio Harvey, Pfeiffer	29	155	*5.3
1994	Johnny Tyson, Central Okla.	27	126	4.7
1995	Kino Outlaw, Mount Olive	28	124	4.4
1996	John Burke, Southampton	28	142	5.1
1997	Garth Joseph, St. Rose	34	124	3.6

Photo by Columbus State Sports Information

Season	Player, Team	G	Blk.	Avg.
1998	James Doyle, Concord.....	30	*157	5.2
1999	Chandar Bingham, Virginia Union.....	27	95	3.5
2000	Josh Stanhiser, Columbia Union.....	25	87	3.5
2001	Jason Roseto, Edinboro.....	23	97	4.2
2002	George Bailey, Lock Haven.....	20	79	4.0
2003	Aaron Davis, Southern Conn. St.....	25	103	4.1
2004	Kenyon Gamble, Tuskegee.....	28	142	5.1

*record

Steal Average

Season	Player, Team	G	Stl.	Avg.
1993	Marcus Stubblefield, Queens (N.C.).....	28	110	3.9
1994	Ken Francis, Molloy.....	27	116	4.3

Season	Player, Team	G	Stl.	Avg.
1995	Shannon Holmes, NYIT.....	30	110	3.7
1996	David Clark, Bluefield St.....	31	118	3.8
1997	Devlin Herring, Pitt.-Johnstown.....	27	122	4.5
1998	Terrance Gist, S.C.-Spartanburg.....	29	122	4.2
1999	Wayne Copeland, Lynn.....	31	125	4.0
2000	Wayne Copeland, Lynn.....	26	*129	*5.0
2001	J.R. Gamble, Queens (N.C.).....	32	139	4.3
2002	Shahar Golan, Assumption.....	30	106	3.5
2003	Gerry McNair, C.W. Post.....	30	103	3.4
2004	Luqman Jaaber, Virginia Union.....	30	103	3.4

*record

Annual Team Champions

Won-Lost Percentage

Season	Team	Won	Lost	Pct.
1968	Monmouth.....	27	2	.931
1969	Alcorn St.....	26	1	.963
1970	Central Wash.....	31	2	.939
1971	Kentucky St.....	31	2	.939
1972	Olivet.....	22	1	.957
1973	Coe.....	24	1	.960
1974	West Ga.....	29	4	.879
1975	Bentley.....	23	2	.920
1976	Philadelphia U.....	25	3	.893
1977	Clarion.....	27	3	.900
	Kentucky St.....	27	3	.900
	Towson.....	27	3	.900
1978	Wis.-Green Bay.....	30	2	.938
1979	Roanoke.....	25	3	.893
1980	Alabama St.....	32	2	.941
1981	Mt. St. Mary's.....	28	3	.903
1982	Cheyney.....	28	3	.903
1983	Dist. Columbia.....	29	3	.906
1984	Norfolk St.....	29	2	.935
1985	Jacksonville St.....	31	1	.969
	Virginia Union.....	31	1	.969
1986	Wright St.....	28	3	.903
1987	Norfolk St.....	28	3	.903
1988	Fla. Southern.....	31	3	.912
1989	UC Riverside.....	30	4	.882
1990	Ky. Wesleyan.....	31	2	.939
1991	Southwest Baptist.....	29	3	.906
1992	California (Pa.).....	31	2	.939
1993	Cal St. Bakersfield.....	33	0	1.000
1994	Philadelphia U.....	29	2	.935
1995	Jacksonville St.....	24	1	.960
1996	Fort Hays St.....	34	0	1.000
1997	Fort Hays St.....	29	2	.935
1998	UC Davis.....	31	2	.939
1999	Ky. Wesleyan.....	35	2	.946
2000	Fla. Southern.....	32	2	.941
2001	Adelphi.....	31	1	.969
2002	Cal St. San B'dino.....	28	2	.933
	Northeastern St.....	28	2	.933
2003	Northeastern St.....	32	3	.914
2004	Metro St.....	32	3	.914

Scoring Offense

Season	Team	G	W-L	Pts.	Avg.
1948	St. Anselm.....	19	12-7	1,329	69.9
1949	Charleston (W.V.).....	26	18-8	2,023	77.8
1950	Charleston (W.V.).....	31	22-9	2,477	79.9
1951	Beloit.....	23	18-5	1,961	85.3
1952	Lambuth.....	22	17-5	1,985	90.2
1953	Arkansas Tech.....	21	20-1	1,976	94.1
1954	Montclair St.....	22	18-4	2,128	96.7
1955	West Va. Tech.....	20	15-5	2,150	107.5
1956	West Va. Tech.....	22	16-6	2,210	100.5
1957	West Va. Tech.....	29	26-3	2,976	102.6

Season	Team	G	W-L	Pts.	Avg.
1958	West Va. Tech.....	29	24-5	2,941	101.4
1959	Grambling.....	29	28-1	2,764	95.3
1960	Mississippi Col.....	19	15-4	2,169	114.2
1961	Lawrence Tech.....	25	19-6	2,409	96.4
1962	Troy St.....	25	20-5	2,402	96.1
1963	Miles.....	21	17-4	2,011	95.8
1964	Benedict.....	27	19-8	2,730	101.1
1965	Ark.-Pine Bluff.....	26	22-4	2,655	102.1
1966	Southern Cal College.....	23	15-8	2,480	107.8
1967	Lincoln (Mo.).....	27	24-3	2,925	108.3
1968	Stillman.....	26	17-9	2,898	111.5
1969	Norfolk St.....	25	21-4	2,653	106.1
1970	Norfolk St.....	26	19-7	2,796	107.5
1971	Savannah St.....	29	18-11	3,051	105.2
1972	Florida A&M.....	28	18-10	2,869	102.5
1973	Md.-East. Shore.....	31	26-5	2,974	95.9
1974	Texas Southern.....	28	15-13	2,884	103.0
1975	Prairie View.....	26	16-10	2,774	106.7
1976	Southern U.....	27	13-14	2,637	97.7
1977	Virginia Union.....	30	25-5	2,966	98.9
1978	Merrimack.....	28	22-6	2,606	93.1
1979	Armstrong Atlantic.....	27	21-6	2,626	97.3
1980	Ashland.....	27	11-16	2,514	93.1
1981	Virginia St.....	31	20-11	2,761	89.1
1982	Alabama St.....	28	22-6	2,429	86.8
1983	Virginia St.....	29	19-10	2,802	96.6
1984	Southern N.H.....	29	18-11	2,564	88.4
1985	Alabama A&M.....	31	21-10	2,881	92.9
1986	Alabama A&M.....	32	23-9	2,897	90.5
1987	Alabama A&M.....	30	23-7	2,826	94.2
1988	Oakland.....	28	19-9	2,685	95.9
1989	Stonehill.....	32	23-9	3,244	101.4
1990	Jacksonville St.....	29	24-5	2,872	99.0
1991	Troy St.....	30	22-8	3,259	108.6
1992	Troy St.....	29	23-6	3,513	*121.1
1993	Central Okla.....	29	23-6	3,293	113.6
1994	Central Okla.....	27	17-10	2,782	103.0
1995	Central Okla.....	30	23-7	3,219	107.3
1996	Central Okla.....	29	19-10	2,933	101.1
1997	Mont. St.-Billings.....	28	22-6	2,904	103.7
1998	Mont. St.-Billings.....	28	21-7	2,945	105.2
1999	Central Okla.....	27	16-11	2,657	98.4
2000	Mont. St.-Billings.....	26	17-9	2,460	94.6
2001	Mont. St.-Billings.....	27	18-9	2,648	98.1
2002	Mont. St.-Billings.....	28	21-7	2,559	91.4
2003	Pfeiffer.....	31	22-9	2,926	94.4
2004	Pfeiffer.....	34	31-3	3,278	96.4

*record

Scoring Defense

Season	Team	G	W-L	Pts.	Avg.
1948	Miss. Industrial.....	15	13-2	436	29.1
1949	Gordon.....	20	16-4	655	32.8
1950	Tex. A&M-Corp. Chris.....	26	25-1	1,030	39.6
1951	St. Martin's.....	24	11-13	1,137	47.4
1952	Truman.....	19	12-7	876	46.1
1953	Sacramento St.....	26	18-8	1,381	53.1
1954	Sacramento St.....	18	9-9	883	49.1

Season	Team	G	W-L	Pts.	Avg.
1955	Amherst	22	16-6	1,233	56.0
1956	Amherst	22	16-6	1,277	58.0
1957	Stephen F. Austin	26	23-3	1,337	51.4
1958	McNeese St.	23	19-4	1,068	46.4
1959	Humboldt St.	23	14-9	1,166	50.7
1960	Wittenberg	24	22-2	1,122	46.8
1961	Wittenberg	29	25-4	1,270	43.8
1962	Wittenberg	26	21-5	1,089	41.9
1963	Wittenberg	28	26-2	1,285	45.9
1964	Wittenberg	23	18-5	1,186	51.6
1965	Cheyney	25	24-1	1,393	55.7
1966	Chicago	16	12-4	894	55.9
1967	Ashland	24	21-3	1,025	42.7
1968	Ashland	30	23-7	1,164	38.8
1969	Ashland	30	26-4	1,017	33.9
1970	Ashland	27	23-4	1,118	41.4
1971	Ashland	28	25-3	1,523	54.4
1972	Chicago	20	16-4	1,132	56.6
1973	Steubenville	29	22-7	1,271	43.8
1974	Steubenville	26	14-12	1,336	51.4
1975	Cal Poly	26	15-11	1,590	61.2
1976	Wis.-Green Bay	29	21-8	1,768	61.0
1977	Wis.-Green Bay	29	26-3	1,682	58.0
1978	Wis.-Green Bay	32	30-2	1,682	52.6
1979	Wis.-Green Bay	32	24-8	1,612	50.4
1980	Wis.-Green Bay	27	15-12	1,577	58.4
1981	San Fran. St.	26	17-9	1,463	56.3
1982	Cal Poly	29	23-6	1,537	53.0
1983	Cal Poly	28	18-10	1,553	55.5
1984	Cal Poly	28	20-8	1,458	52.1
1985	Cal Poly	27	16-11	1,430	53.0
1986	Lewis	30	24-6	1,702	56.7
1987	Denver	29	20-9	1,844	63.6
1988	N.C. Central	29	26-3	1,683	58.0
1989	N.C. Central	32	28-4	1,791	56.0
1990	Humboldt St.	31	20-11	1,831	59.1
1991	Minn. Duluth	32	27-5	1,899	59.3
1992	Pace	30	23-7	1,517	50.6
1993	Philadelphia U.	32	30-2	1,898	59.3
1994	Pace	29	19-10	1,715	59.1
1995	Armstrong Atlantic	31	20-11	1,929	62.2
1996	Coker	26	16-10	1,592	61.2
1997	Fort Hays St.	31	29-2	1,837	59.3
1998	Presbyterian	28	16-12	1,704	60.9
1999	Incarinate Word	30	28-2	1,727	57.6
2000	Wingate	30	26-4	1,775	59.2
2001	Henderson St.	32	22-10	1,919	60.0
2002	Tusculum	28	15-13	1,600	57.1
2003	Barry	28	18-10	1,490	53.2
2004	Valdosta St.	29	25-4	1,514	52.2

‡record since 1948

Scoring Margin

Season	Team	Off.	Def.	Mar.
1950	Montana	77.4	57.7	19.7
1951	Eastern Ill.	84.7	57.9	26.8
1952	Southwest Tex. St.	77.4	48.9	28.5
1953	Arkansas Tech	94.7	74.3	20.4
1954	Texas Southern	89.2	63.3	25.9
1955	Mt. St. Mary's	95.2	73.3	21.9
1956	Western Ill.	92.5	72.1	20.4
1957	West Va. Tech	102.6	77.2	25.4
1958	Tennessee St.	88.7	64.1	24.6
1959	Grambling	95.3	73.3	22.0
1960	Mississippi Col.	114.2	92.9	21.3
1961	Bryan	93.8	62.4	*31.4
1962	Mansfield	87.6	64.7	22.9
1963	Gorham St.	94.7	69.7	25.0
1964	Central Conn. St.	94.5	67.7	26.8
1965	Cheyney	80.7	55.7	25.0
1966	Cheyney	90.0	64.4	25.6
1967	Lincoln (Mo.)	108.3	82.2	26.1
1968	Western New Eng.	104.7	76.8	27.9
1969	Indiana (Pa.)	88.6	64.5	24.1
1970	Husson	106.1	79.0	27.1
1971	Kentucky St.	103.5	78.2	25.3
1972	Brockport St.	93.8	70.3	23.5
1973	Wis.-Green Bay	71.2	52.1	19.1
1974	Alcorn St.	96.9	79.8	17.1
1975	Bentley	95.2	78.7	16.5
1976	UCF	94.8	78.4	16.4

Season	Team	Off.	Def.	Mar.
1977	Texas Southern	88.4	71.9	16.5
1978	Wis.-Green Bay	68.8	52.6	16.2
1979	Roanoke	77.8	60.8	17.0
1980	UCF	91.7	72.1	19.6
1981	West Ga.	88.5	70.2	18.3
1982	Minn. Duluth	81.7	64.8	16.9
1983	Minn. Duluth	84.8	69.8	15.0
1984	Chicago St.	85.9	70.2	15.7
1985	Virginia Union	87.6	67.8	19.8
1986	Mt. St. Mary's	80.0	65.7	14.3
1987	Ky. Wesleyan	92.4	72.9	19.8
1988	Fla. Southern	89.6	70.5	19.1
1989	Virginia Union	88.2	69.6	18.6
1990	Ky. Wesleyan	97.3	76.8	20.5
1991	Ashland	99.8	78.2	21.6
1992	Oakland City	99.5	77.1	22.4
1993	Philadelphia U.	78.8	59.3	19.4
1994	Oakland City	87.8	65.5	22.3
1995	Jacksonville St.	101.2	77.6	23.6
1996	Fort Hays St.	92.1	70.2	21.9
1997	Fort Hays St.	84.1	59.3	24.8
1998	Oakland City	85.8	64.1	21.7
1999	Incarinate Word	78.5	57.6	21.0
2000	Metro St.	87.0	67.9	19.1
2001	Adelphi	85.3	65.7	19.7
2002	Ky. Wesleyan	91.3	72.7	18.6
2003	Ky. Wesleyan	88.9	72.7	16.3
2004	Metro St.	93.4	65.3	28.1

*record

Field-Goal Percentage

Season	Team	FG	FGA	Pct.
1948	Tex. A&M-Commerce	445	1,119	39.8
1949	Southwest Mo. St.	482	1,106	43.6
1950	Tex. A&M-Corp. Chris.	555	1,290	43.0
1951	Beloit	773	1,734	44.6
1952	Southwest Mo. St.	890	1,903	46.8
1953	Lebanon Valley	637	1,349	47.2
1954	San Diego St.	675	1,502	44.9
1955	UC Santa Barb.	672	1,383	48.6
1956	UC Santa Barb.	552	1,142	48.3
1957	Alderson-Broaddus	1,006	2,094	48.0
1958	N.C. A&T	552	1,072	51.5
1959	Grambling	1,048	2,048	51.2
1960	William Carey	708	1,372	51.6
1961	Virginia Union	908	1,735	52.3
1962	West Va. Tech	871	1,575	55.3
1963	Lenoir-Rhyne	869	1,647	52.8
1964	LeMoyne-Owen	844	1,520	55.5
1965	Southern U.	1,036	1,915	54.1
1966	Howard Payne	932	1,710	54.5
1967	Alabama St.	874	1,555	56.2
1968	South Carolina St.	588	1,010	58.2
1969	Southampton	846	1,588	53.3
1970	Savannah St.	1,145	1,969	58.2
1971	Alabama St.	1,196	2,100	57.0
1972	Florida A&M	1,194	2,143	55.7
1973	Wis.-Green Bay	929	1,700	54.6
1974	Kentucky St.	1,252	2,266	55.3
1975	Kentucky St.	1,121	1,979	56.6
1976	Kentucky St.	1,093	1,753	*62.4
1977	Merrimack	1,120	2,008	55.8
1978	Wis.-Green Bay	840	1,509	55.7
1979	Morris Brown	980	1,763	55.6
1980	UNC Pembroke	849	1,544	55.0
1981	Bellarmine	851	1,561	54.5
1982	Fla. Southern	943	1,644	57.4
1983	Lewis	807	1,448	55.7
1984	Lewis	851	1,494	57.0
1985	Virginia Union	1,132	1,967	57.5
1986	Tampa	856	1,546	55.4
1987	Johnson Smith	995	1,817	54.8
1988	Fla. Southern	1,118	2,026	55.2
1989	Millersville	1,119	2,079	53.8
1990	S.C. Upstate	954	1,745	54.7
1991	S.C. Upstate	923	1,631	56.6
1992	S.C. Upstate	898	1,664	54.0
1993	Cal St. Bakersfield	1,002	1,849	54.2
1994	Southern Ind.	1,171	2,142	54.7
1995	High Point	862	1,603	53.8
1996	Fort Hays St.	1,158	2,145	54.0
1997	Oakland City	961	1,821	52.8

Season	Team	FG	FGA	Pct.
1998	West Tex. A&M	953	1,841	51.8
1999	South Dakota	835	1,631	51.2
2000	Mo. Western St.	845	1,621	52.1
2001	Southern Ind.	1,014	1,937	52.3
2002	Neb.-Kearney	899	1,762	51.0
2003	Michigan Tech	920	1,740	52.9
2004	BYU-Hawaii	824	1,573	52.4

*record

Field-Goal Percentage Defense

Season	Team	FG	FGA	Pct.
1978	Wis.-Green Bay	681	1,830	37.2
1979	Wis.-Green Bay	639	1,709	37.4
1980	Wis.-Parkside	688	1,666	41.3
1981	Central St. (Ohio)	675	1,724	39.2
1982	Minn. St. Mankato	699	1,735	40.3
1983	Central Mo. St.	746	1,838	40.6
1984	Norfolk St.	812	1,910	42.5
1985	Central Mo. St.	683	1,660	41.1
1986	Norfolk St.	782	1,925	40.6
1987	Denver	691	1,709	40.4
1988	Minn. Duluth	702	1,691	41.5
1989	N.C. Central	633	1,642	38.6
1990	Central Mo. St.	696	1,757	39.6
1991	Southwest Baptist	758	1,942	39.0
1992	Virginia Union	766	2,069	37.0
1993	Pfeiffer	767	2,028	37.8
1994	Virginia Union	705	1,966	35.9
1995	Virginia Union	723	1,973	36.6
1996	Virginia Union	718	1,944	36.9
1997	St. Rose	887	2,409	36.8
1998	Delta St.	705	1,930	36.5
1999	Delta St.	610	1,652	36.9
2000	Fla. Southern	702	1,887	37.2
2001	Tampa	631	1,723	36.6
2002	Tarleton St.	657	1,837	*35.8
2003	Tarleton St.	655	1,757	37.3
2004	Central Ark.	624	1,699	36.7

*record

Three-Point Field Goals Made Per Game

Season	Team	G	3FG	Avg.
1987	Northern Mich.	27	187	6.9
1988	Sacramento St.	30	303	10.1
1989	Central Okla.	27	280	10.4
1990	Stonehill	27	259	9.6
1991	Hillsdale	27	318	11.8
1992	Troy St.	29	*444	*15.3
1993	Hillsdale	28	366	13.1
1994	Hillsdale	25	315	12.6
1995	Hillsdale	29	330	11.4
1996	Mont. St.-Billings	28	304	10.9
1997	Mont. St.-Billings	28	394	14.1
1998	Mont. St.-Billings	28	375	13.4
1999	Mont. St.-Billings	28	355	12.7
2000	Mont. St.-Billings	26	294	11.3
2001	Mont. St.-Billings	27	284	10.5
2002	St. Anselm	30	301	10.0
2003	Bemidji St.	29	338	11.7
2004	Mont. St.-Billings	27	334	12.4

*record

Three-Point Field-Goal Percentage

Season	Team	G	3FG	3FGA	Pct.
1987	St. Anselm	30	97	189	51.3
1988	Winston-Salem	28	98	182	*53.8
1989	Mississippi Col.	27	144	276	52.2
1990	Shaw	27	74	143	51.7
1991	Rollins	28	278	585	47.5
1992	Oakland City	30	244	486	50.2
1993	Oakland City	32	215	465	46.2
1994	Oakland City	28	225	495	45.5
1995	Oakland City	30	256	561	45.6
1996	Oakland City	31	260	537	48.4
1997	Oakland City	30	311	651	47.8
1998	Michigan Tech	31	267	613	43.6
1999	South Dakota	29	258	577	44.7

2000	Eckerd	28	156	366	42.6
2001	Mesa St.	27	152	346	43.9
2002	Michigan Tech	30	216	499	43.3
2003	Michigan Tech	32	252	581	43.4
2004	Alas. Anchorage	30	280	612	45.8

*record

Free-Throw Percentage

Season	Team	FT	FTA	Pct.
1948	Charleston (W.Va.)	446	659	67.7
1949	Linfield	276	402	68.7
1950	Jacksonville St.	452	613	73.7
1951	Millikin	603	846	71.3
1952	Eastern Ill.	521	688	75.7
1953	Upsala	513	69	74.0
1954	Central Mich.	376	509	73.9
1955	Mississippi Col.	559	733	76.3
1956	Wheaton (Ill.)	625	842	74.2
1957	Wheaton (Ill.)	689	936	73.6
1958	Wheaton (Ill.)	517	689	75.0
1959	Wabash	418	545	76.7
1960	Allen	225	297	75.8
1961	Southwest Mo. St.	453	605	74.9
1962	Lenoir-Rhyne	477	599	79.6
1963	Hampden-Sydney	442	559	79.1
1964	Western Caro.	492	621	79.2
1965	Mississippi Col.	529	663	79.8
1966	Athens St.	631	802	78.7
1967	Northwestern St.	528	678	77.9
1968	Kenyon	684	858	79.7
1969	Kenyon	583	727	80.2
1970	Wooster	571	714	80.0
1971	South Ala.	422	518	81.5
1972	Clark Atlanta	409	520	78.7
1973	Rockford (Ill.)	367	481	76.3
1974	New Orleans	537	701	76.6
1975	Alabama St.	456	565	80.7
1976	Alabama St.	451	576	78.3
1977	Puget Sound	495	637	77.7
1978	Merrimack	508	636	79.9
1979	Bentley	506	652	77.6
1980	Philadelphia U.	436	549	79.4
1981	Coppin St.	401	514	78.0
1982	Fla. Southern	726	936	77.6
1983	Transylvania	463	606	76.4
1984	Transylvania	491	639	76.8
1985	Minn. St. Mankato	349	445	78.4
1986	Southern N.H.	507	672	75.4
1987	Columbus St.	339	433	78.3
1988	Rollins	631	795	79.4
1989	Rollins	477	607	78.6
1990	Rollins	449	582	77.1
1991	Lenoir-Rhyne	441	564	78.2
1992	Adams St.	397	512	77.5
1993	Philadelphia U.	491	630	77.9
1994	West Liberty St.	473	602	78.6
1995	Western St.	469	603	77.8
1996	South Dakota	501	648	77.3
1997	Hawaii-Hilo	471	606	77.7
1998	Gannon	473	573	*82.5
1999	Minn. Duluth	430	547	78.6
2000	Bemidji St.	386	492	78.5
2001	Morningside	383	485	79.0
2002	St. Cloud St.	461	587	78.5
2003	South Dakota	452	566	79.9
2004	Seattle Pacific	455	573	79.4

*record

Rebound Margin

Season	Team	Off.	Def.	Mar.
1976	Mississippi Val.	63.9	39.5	*24.4
1977	Philadelphia U.	38.7	24.1	14.6
1978	Mass.-Lowell	49.0	37.5	11.5
1979	Dowling	48.2	32.6	15.6
1980	Ark.-Pine Bluff	40.3	25.9	14.4
1981	Wis.-Green Bay	40.6	26.5	14.1
1982	Central St. (Ohio)	48.0	37.2	10.8
1983	Hampton	50.2	38.5	11.8
1984	California (Pa.)	46.4	33.1	13.3
1985	Virginia Union	44.1	32.0	12.1

Season	Team	Off.	Def.	Mar.	Season	Team	Off.	Def.	Mar.
1986	Tampa	39.9	28.0	11.8	1996	Virginia Union	48.0	36.1	11.9
1987	Millersville	44.7	33.8	10.9	1997	Southern Conn. St.	41.6	32.3	9.3
1988	Clark Atlanta	44.7	32.5	12.1	1998	South Dakota St.	46.5	35.9	10.6
1989	Hampton	46.7	36.3	10.3	1999	Ky. Wesleyan	44.8	32.6	12.2
1990	Fla. Atlantic	41.0	29.4	11.6	2000	Salem Int'l	44.2	32.1	12.1
1991	California (Pa.)	44.6	32.0	12.6	2001	Salem Int'l	42.6	31.3	11.4
1992	Oakland City	43.4	31.8	11.6	2002	Tarleton St.	43.0	32.0	11.1
1993	Metro St.	45.5	32.0	13.5	2003	South Dakota St.	44.1	32.5	11.6
1994	Oakland City	44.0	33.7	10.3	2004	Washburn	42.5	30.7	11.8
1995	Jacksonville St.	47.7	35.2	12.5					

*record

2004 Most-Improved Teams

School (Coach)	2004	2003	Games Improved	School (Coach)	2004	2003	Games Improved
1. Montevallo (Danny Young)	23-10	4-25	17	11. St. Thomas Aquinas (Dennis O'Donnell)	12-15	3-23	8½
2. Francis Marion (John Schweitz)	27-4	13-14	12	13. Cheyney (Cleo Hill)	23-8	13-14	8
2. Minn.-Morris (Paul Grove)	14-13	2-25	12	13. Kennesaw St. (Tony Ingle)	35-4	25-10	8
4. Concord (Steve Cox)	22-7	10-18	11½	13. Pitt.-Johnstown (Bob Rukavina)	19-8	11-16	8
5. Drury (Gary Stanfield)	24-8	11-17	11	13. Southeastern Okla. (Tony Robinson)	13-14	5-22	8
6. Central Ark. (Rand Chappell)	20-10	7-18	10½	17. Pfeiffer (Dave Davis)	31-3	22-9	7½
6. Newberry (David Conrady)	16-13	4-22	10½	17. West Virginia St. (Bryan Poore)	25-7	16-13	7½
8. Colo. Christian (Brannon Hays)	19-9	9-18	9½	19. Philadelphia U. (Herb Magee)	26-8	16-12	7
8. Lees-McRae (Randy Unger)	10-18	2-29	9½	19. Virginia St. (John Hill)	16-14	8-20	7
10. Albany St. (Ga.) (John Davis)	17-11	8-20	9				
11. Southwestern Okla. (Scott Reed)	18-11	8-18	8½				

To determine games improved, add the difference in victories between the two seasons to the difference in losses, then divide by two.

All-Time Winningest Teams

Includes records as a senior college only; minimum 10 seasons of competition. Postseason games are included.

Percentage				
Team	Yrs.	Won	Lost	Pct.
1. Cal St. Bakersfield	33	678	274	.712
2. Philadelphia U.	80	1,141	494	.698
3. Lynn	11	217	97	.691
4. Queens (N.C.)	15	302	136	.689
5. Metro St.	20	409	186	.687
6. Cheyney	41	782	358	.686
7. Virginia Union	79	1,276	601	.680
8. Southern N.H.	41	788	375	.678
9. Fla. Southern	48	918	444	.674
10. Ky. Wesleyan	93	1,395	684	.671
11. LeMoyn-Owen	45	817	423	.659
12. Fort Hays St.	86	1,242	654	.655
13. St. Rose	30	568	309	.648
14. Southern Ind.	35	636	347	.647
15. Incarnate Word	21	392	214	.647
16. Gannon	60	1,005	554	.645
17. Northern St.	85	1,253	700	.642
18. Carson-Newman	46	887	502	.639
19. Fairmont St.	81	1,310	751	.636
20. Bentley	41	679	409	.624
21. C.W. Post	48	767	466	.622
22. North Dakota	99	1,362	831	.621
23. Alas. Anchorage	27	487	298	.620
24. Central Ark.	82	1,306	803	.619
25. West Tex. A&M	83	1,273	783	.619
26. Indiana (Pa.)	75	1,034	638	.618
27. Grand Canyon	56	910	563	.618
28. Drury	95	1,300	815	.615
29. Bloomsburg	101	1,165	731	.614
30. Central Mo. St.	99	1,365	858	.614

*Includes one tie.

Victories				
Team	Yrs.	Won	Lost	Pct.
1. Ky. Wesleyan	93	1,395	684	.671
2. Central Mo. St.	99	1,365	858	.614
3. North Dakota	99	1,362	831	.621
4. North Dakota St.	106	1,336	953	.584
5. Fairmont St.	81	1,310	751	.636

Team	Yrs.	Won	Lost	Pct.
6. Central Ark.	82	1,306	803	.619
7. Drury	95	1,300	815	.615
8. Washburn	98	1,294	882	.594
9. Virginia Union	79	1,276	601	.680
10. West Tex. A&M	83	1,273	783	.619
11. Northern St.	85	1,253	700	.642
12. Fort Hays St.	86	1,242	654	.655
13. South Dakota St.	96	1,242	817	.603
14. Pittsburg St.	93	1,215	984	.553
15. Emporia St.	98	1,196	977	.550
16. Neb.-Kearney	96	1,172	801	.594
17. Bloomsburg	101	1,165	731	.614
18. Cal St. Chico	91	1,159	1,003	.536
19. Philadelphia U.	80	1,141	494	.698
20. Lenoir-Rhyne	83	1,140	895	.560
21. Northwest Mo. St.	88	1,136	832	.577
22. Indianapolis	79	1,129	775	.593
23. East Central	77	1,118	762	.595
24. Tex. A&M-Commerce	89	1,104	903	.550
25. Northern Mich.	98	1,100	758	.592
26. Henderson St.	89	1,091	818	.572
27. St. Cloud St.	81	1,088	696	.610
28. Catawba	78	1,083	928	.539
29. Wayne St. (Neb.)	89	1,072	913	.540
30. Midwestern St.	58	1,058	707	.599

Winningest Teams of the 2000s

PERCENTAGE				
(Minimum 4 seasons as NCAA member)				
Team	Yrs.	Won	Lost	Pct.
1. Ky. Wesleyan	5	141	20	.876
2. Metro St.	5	145	25	.853
3. Cal St. San B'dino	5	124	22	.849
4. Northeastern St.	5	126	28	.818
5. Northwest Mo. St.	5	127	31	.804
6. Washburn	5	125	31	.801
7. Fla. Southern	5	124	31	.800
8. Southern Ind.	5	126	32	.797
9. Salem Int'l	5	124	33	.790
10. Neb.-Kearney	5	120	32	.789
11. Adelphi	5	119	33	.783
12. Michigan Tech	5	117	34	.775
13. South Dakota St.	5	118	36	.766
14. Mass.-Lowell	5	121	37	.766
15. Pfeiffer	5	115	36	.762

Team	Yrs.	Won	Lost	Pct.
16. Charleston (W.V.)	5	117	38	.755
17. Henderson St.	5	119	39	.753
18. Findlay	4	90	30	.750
19. Tarleton St.	5	112	38	.747
20. California (Pa.)	5	111	38	.745
21. Gannon	5	108	38	.740
22. Cal St. Bakersfield	5	105	37	.739
23. St. Cloud St.	5	107	38	.738
24. Queens (N.C.)	5	111	40	.735
25. South Dakota	5	104	39	.727
26. Tampa	5	106	40	.726
27. Northern Ky.	5	113	43	.724
28. Seattle Pacific	5	102	40	.718
29. Eckerd	5	107	43	.713
30. Fort Hays St.	5	102	41	.713

VICTORIES

Team	Yrs.	Won	Lost	Pct.
1. Metro St.	5	145	25	.853
2. Ky. Wesleyan	5	141	20	.876
3. Northwest Mo. St.	5	127	31	.804
4. Northeastern St.	5	126	28	.818
4. Southern Ind.	5	126	32	.797
6. Washburn	5	125	31	.801
7. Cal St. San B'dino	5	124	22	.849
7. Fla. Southern	5	124	31	.800
7. Salem Int'l.	5	124	33	.790
10. Mass.-Lowell	5	121	37	.766
11. Neb.-Kearney	5	120	32	.789
12. Adelphi	5	119	33	.783
12. Henderson St.	5	119	39	.753
14. South Dakota St.	5	118	36	.766
15. Michigan Tech	5	117	34	.775
15. Charleston (W.Va.)	5	117	38	.755
17. Pfeiffer	5	115	36	.762
18. Northern Ky.	5	113	43	.724
19. Tarleton St.	5	112	38	.747
20. California (Pa.)	5	111	38	.745
20. Queens (N.C.)	5	111	40	.735
22. Gannon	5	108	38	.740
23. St. Cloud St.	5	107	38	.738
23. Eckerd	5	107	43	.713
23. Indiana (Pa.)	5	107	44	.709
23. Rollins	5	107	44	.709
23. Alderson-Broaddus	5	107	45	.704
28. Tampa	5	106	40	.726
29. Cal St. Bakersfield	5	105	37	.739
29. Columbus St.	5	105	46	.695
29. Kennesaw St.	5	105	50	.677

Team	First Year	Yrs.	Won	Lost	Pct.
Cal St. San B'dino	1985	20	326	211	.607
Cal St. Stanislaus	1967	38	419	509	.452
Carson-Newman	1959	46	887	502	.639
Catawba	1927	78	1,083	928	.539
Central Ark.	1921	82	1,306	803	.619
Central Mo. St.	1906	99	1,365	858	.614
Central Okla.	1921	77	1,034	848	.549
Chadron St.	1922	79	942	906	.510
Chaminade	1977	28	431	357	.547
Cheyney	1964	41	782	358	.686
Clayton St.	1990	15	198	200	.497
Colorado Mines	1910	95	628	1,130	.357
Colorado St.-Pueblo	1964	41	692	438	.612
Columbus St.	1967	37	591	411	.590
C.W. Post	1956	48	767	466	.622
Delta St.	1928	74	1,045	693	.601
Drury	1909	95	1,300	815	.615
East Central	1928	77	1,118	762	.595
East Stroudsburg	1927	77	816	877	.482
Eckerd	1964	41	577	453	.560
Edinboro	1929	74	918	665	.580
Emporia St.	1902	98	1,196	977	.550
Erskine	1914	79	955	864	.525
Fairmont St.	1917	81	1,310	751	.636
Ferris St.	1926	75	874	819	.516
Fla. Southern	1957	48	918	444	.674
Florida Tech	1965	40	419	619	.404
Fort Hays St.	1917	86	1,242	654	.655
Fort Lewis	1963	42	502	588	.461
Francis Marion	1970	34	461	486	.487
Franklin Pierce	1964	41	650	424	.605
Gannon	1945	60	1,005	554	.645
GC&SU	1970	35	473	471	.501
Grand Canyon	1949	56	910	563	.618
Grand Valley St.	1967	38	609	433	.584
Harding	1958	47	607	688	.469
Hawaii-Hilo	1977	28	487	348	.583
Henderson St.	1911	89	1,091	818	.572
Humboldt St.	1924	81	658	828	.443
Incarinate Word	1984	21	392	214	.647
Indiana (Pa.)	1927	75	1,034	638	.618
Indianapolis	1923	79	1,129	775	.593
Johnson Smith	1929	64	932	661	.585
Kennesaw St.	1986	19	320	240	.571
Ky. Wesleyan	1908	93	1,395	684	.671
Lake Superior St.	1947	57	788	626	.557
Lander	1969	36	591	479	.552
Le Moyne	1949	56	786	597	.568
LeMoyne-Owen	1960	45	817	423	.659
Lenoir-Rhyne	1920	83	1,140	895	.560
Lewis	1949	55	892	579	.606
Lincoln Memorial	1981	24	405	296	.578
Longwood	1977	28	399	356	.528
Lynn	1994	11	217	96	.691
Mansfield	1918	77	836	696	.546
Mass.-Lowell	1976	29	426	391	.521
Mercyhurst	1972	33	450	446	.502
Merrimack	1950	55	694	684	.504
Metro St.	1985	20	409	186	.687
Michigan Tech	1920	82	723	864	.456
Midwestern St.	1947	58	1,058	707	.599
Millersville	1929	74	1,029	647	.614
Minn. Duluth	1930	73	1,052	687	.605
Minn. St. Mankato	1921	79	984	746	.569
Mo.-Rolla	1910	92	717	1,032	.410
Mo.-St. Louis	1967	38	473	520	.476
Mo. Southern St.	1969	36	565	476	.543
Mo. Western St.	1970	35	626	407	.606
Mont. St.-Billings	1927	75	905	747	.548
Morehouse	1911	93	1,017	907	.529
Neb.-Kearney	1906	96	1,172	801	.594
Neb.-Omaha	1911	89	930	967	.490
New Haven	1962	41	611	490	.555
N.J. Inst. Of Tech.	1954	51	668	512	.566
N.M. Highlands	1924	78	802	927	.464
NYIT	1959	43	593	458	.564
Newberry	1913	89	894	1,132	.441
North Ala.	1949	56	895	727	.552
N.C. Central	1928	70	977	743	.568
UNC-Pembroke	1940	65	817	783	.511
North Dakota	1905	99	1,362	831	.621
North Dakota St.	1898	106	1,336	953	.584

All-Time Won-Lost Records

(No Minimum Seasons of Competition)

Team	First Year	Yrs.	Won	Lost	Pct.
Abilene Christian	1920	81	995	903	.524
Adelphi	1946	57	862	660	.566
Ala.-Huntsville	1974	31	426	458	.482
Alas. Anchorage	1978	27	487	298	.620
Alas. Fairbanks	1953	48	509	593	.462
Alderson-Broaddus	1936	66	1,001	850	.541
American Int'l.	1934	70	827	836	.497
Anderson (S.C.)	1999	6	69	73	.486
Angelo St.	1966	39	538	523	.507
Arkansas Tech	1914	81	1,057	851	.554
Armstrong Atlantic	1967	38	576	488	.541
Ashland	1922	83	984	850	.537
Assumption	1924	75	968	755	.562
Augusta St.	1966	39	578	504	.534
Augustana (S.D.)	1928	74	799	915	.466
Barry	1985	20	259	289	.473
Bellarmine	1952	54	468	428	.522
Bemidji St.	1922	78	798	877	.476
Bentley	1964	41	679	409	.624
Bloomsburg	1902	101	1,165	731	.614
Bryant	1963	42	547	571	.489
UC Davis	1910	92	893	1,038	.462
UC San Diego	1966	29	496	502	.497
Cal Poly Pomona	1948	57	781	752	.509
Cal St. Bakersfield	1972	33	678	274	.712
Cal St. Chico	1914	91	1,159	1,003	.536
Cal St. Dom. Hills	1978	27	354	368	.490
Cal St. L.A.	1949	56	705	747	.486

Team	First Year	Yrs.	Won	Lost	Pct.	Team	First Year	Yrs.	Won	Lost	Pct.
North Fla.	1993	12	137	190	.419	S.C.-Aiken	1991	14	181	210	.463
Northern Colo.	1902	103	954	1,008	.486	S.C. Upstate	1975	29	492	339	.592
Northern Ky.	1972	33	551	383	.590	South Dakota	1908	94	1,047	910	.535
Northern Mich.	1906	98	1,100	758	.592	South Dakota St.	1906	96	1,242	817	.603
Northern St.	1920	85	1,253	700	.642	Southern Conn. St.	1968	37	486	467	.510
Northwest Mo. St.	1917	88	1,136	832	.577	SIU Edwardsville	1968	37	466	478	.494
Oakland City	1923	63	771	692	.527	Southern Ind.	1970	35	636	347	.647
Ouachita Baptist	1921	78	980	818	.545	Southern N.H.	1964	41	788	375	.678
Pace	1948	57	704	691	.505	Southwest Baptist	1966	39	548	499	.523
Philadelphia U.	1920	80	1,141	494	.698	Southwest Minn. St.	1967	38	408	592	.408
Pittsburg St.	1912	93	1,215	984	.553	Stonehill	1949	55	765	632	.548
Pitt.-Johnstown	1970	35	416	471	.469	Tampa	1950	42	655	489	.573
Presbyterian	1914	91	1,046	994	.513	Tex. A&M-Commerce	1916	89	1,104	903	.550
Queens (N.C.)	1990	15	302	136	.689	Tex. A&M-Kingsville	1926	75	797	958	.454
Quincy	1940	65	945	729	.565	Truman	1920	85	1,002	898	.527
Regis (Colo.)	1945	57	805	693	.537	Valdosta St.	1955	54	705	512	.579
Saginaw Valley	1970	35	502	467	.518	Virginia Union	1926	79	1,276	601	.680
St. Anselm	1935	70	889	674	.569	Washburn	1905	98	1,370	961	.588
St. Cloud St.	1923	81	1,088	696	.610	Wayne St. (Mich.)	1942	63	834	953	.467
St. Joseph's (Ind.)	1906	92	932	882	.514	Wayne St. (Neb.)	1912	89	1,072	913	.540
St. Leo	1966	39	398	605	.397	West Ala.	1957	47	528	637	.453
St. Michael's	1921	84	966	872	.526	West Chester	1928	77	904	818	.525
St. Rose	1974	30	568	309	.648	West Fla.	1968	20	302	232	.566
Seattle Pacific	1943	60	897	673	.571	West Ga.	1957	47	712	512	.582
Shepherd	1950	55	722	689	.512	West Tex. A&M	1921	83	1,273	783	.619
Slippery Rock	1926	74	812	817	.498	Wheeling Jesuit	1958	48	601	629	.489
Sonoma St.	1964	35	378	507	.427	Winona St.	1916	89	841	998	.457



Division III Records

Individual Records.....	98
Team Records.....	99
All-Time Individual Leaders.....	101
Annual Individual Champions.....	105
Annual Team Champions.....	107
2004 Most-Improved Teams.....	109
All-Time Winningest Teams.....	110



Individual Records

Division III men's basketball records are based on the performances of Division III teams since the three-division re-organization plan was adopted by the special NCAA Convention in August 1973. Assists were added for the 1988-89 season; blocked shots and steals were added for the 1992-93 season. In statistical rankings, the rounding of percentages and/or averages may indicate ties where none exist. In these cases, the numerical order of the rankings is accurate.

Scoring

POINTS

Game

77—Jeff Clement, Grinnell vs. Illinois Col., Feb. 18, 1998

Season

1,044—Greg Grant, TCNJ, 1989 (32 games)

Career

2,940—Andre Foreman, Salisbury, 1988-89, 91-92 (109 games)

AVERAGE PER GAME

Season

37.3—Steve Diekmann, Grinnell, 1995 (745 in 20)

Career

(Min. 1,400) 32.8—Dwain Govan, Bishop, 1974-75 (1,805 in 55)

POINTS SCORED WITH NO TIME ELAPSING

Game

24—Rob Rittgers, UC San Diego vs. Menlo, Jan. 16, 1988 (made 24 consecutive free throws due to 12 bench technical fouls)

CONSECUTIVE POINTS SCORED

Game

25—Andy Panko, Lebanon Valley vs. Frank. & Marsh., Jan. 19, 1998

GAMES SCORING AT LEAST 50 POINTS

Season

3—Jeff Clement, Grinnell, 1998

Career

4—Jeff Clement, Grinnell, 1996-99; Steve Diekmann, Grinnell, 1993-95

GAMES SCORING IN DOUBLE FIGURES

Career

116—Lamont Strothers, Chris. Newport, 1988-91

CONSECUTIVE GAMES SCORING IN DOUBLE FIGURES

Career

116—Lamont Strothers, Chris. Newport, from Nov. 20, 1987, to March 8, 1991

Field Goals

FIELD GOALS

Game

29—Shannon Lilly, Bishop vs. Southwest Assembly of God, Jan. 31, 1983 (36 attempts)

Season

394—Dave Russell, Shepherd, 1975 (687 attempts)

Career

1,140—Andre Foreman, Salisbury, 1988-89, 91-92 (2,125 attempts)

CONSECUTIVE FIELD GOALS

Game

18—Franklyn Beckford, Lake Forest vs. Grinnell, Feb. 14, 2004; Jason Light, Emory & Henry vs. King (Tenn.), Dec. 2, 1995

Season

24—Todd Richards, Mount Union, 2000 (during five games)

FIELD-GOAL ATTEMPTS

Game

68—Jeff Clement, Grinnell vs. Illinois Col., Feb. 18, 1998 (26 made)

Season

742—Greg Grant, TCNJ, 1989 (387 made)

Career

2,149—Lamont Strothers, Chris. Newport, 1988-91 (1,016 made)

FIELD-GOAL PERCENTAGE

Game

(Min. 18 made) 100%—Franklyn Beckford, Lake Forest vs. Grinnell, Feb. 14, 2004 (18 of 18); Jason Light, Emory & Henry vs. King (Tenn.), Dec. 2, 1995 (18 of 18)

*Season

76.6—Travis Weiss, St. John's (Minn.), 1994 (160 of 209)

*Based on qualifiers for annual championship.

Career

(Min. 400 made) 73.6—Tony Rychlec, Mass. Maritime, 1981-83 (509 of 692)

Three-Point Field Goals

THREE-POINT FIELD GOALS

Game

19—Jeff Clement, Grinnell vs. Illinois Col., Feb. 18, 1998

Season

186—Jeff Clement, Grinnell, 1998 (511 attempts)

Career

516—Jeff Clement, Grinnell, 1996-99 (1,532 attempts)

THREE-POINT FIELD GOALS MADE PER GAME

Season

8.5—Jeff Clement, Grinnell, 1998 (186 in 22)

Career

5.7—Jeff Clement, Grinnell, 1996-99 (516 in 91)

CONSECUTIVE THREE-POINT FIELD GOALS

Game

11—Joe Goldin, Randolph-Macon vs. Emory & Henry, Feb. 16, 1997

Season

16—John Richards, Sewanee (during five games, Feb. 10 to Feb. 25, 1990)

CONSECUTIVE GAMES MAKING A THREE-POINT FIELD GOAL

Season

31—Troy Greenlee, DePauw, Nov. 17, 1989, to March 17, 1990

Career

75—Chris Carideo, Widener, 1992-95

THREE-POINT FIELD-GOAL ATTEMPTS

Game

52—Jeff Clement, Grinnell vs. Illinois Col., Feb. 18, 1998 (19 made)

Season

511—Jeff Clement, Grinnell, 1998 (186 made)

Career

1,532—Jeff Clement, Grinnell, 1996-99 (516 made)

THREE-POINT FIELD-GOAL ATTEMPTS PER GAME

Season

23.2—Jeff Clement, Grinnell, 1998 (511 in 22)

Career

16.8—Jeff Clement, Grinnell, 1996-99 (1,532 in 91)

THREE-POINT FIELD-GOAL PERCENTAGE

Game

(Min. 11 made) 100%—Joe Goldin, Randolph-Macon vs. Emory & Henry, Feb. 16, 1997 (11 of 11)

Season

(Min. 40 made) 67.0%—Reggie James, N.J. Inst. of Tech., 1989 (59 of 88)

(Min. 90 made) 56.9%—Eric Harris, Bishop, 1987 (91 of 160)

Career

(Min. 200 made) 51.3%—Jeff Seifriz, Wis.-Whitewater, 1987-89 (217 of 432)

Free Throws

FREE THROWS

Game

30—Rob Rittgers, UC San Diego vs. Menlo, Jan. 16, 1988 (30 attempts)

Season

249—Dave Russell, Shepherd, 1975 (293 attempts)

Career

792—Matt Hancock, Colby, 1987-90 (928 attempts)

CONSECUTIVE FREE THROWS MADE

Game

30—Rob Rittgers, UC San Diego vs. Menlo, Jan. 16, 1988

Season

59—Mike Michelson, Coast Guard (during 13 games, Jan. 16 to Feb. 27, 1990)

Career

84—Dirk Rhinehart, Kalamazoo (16 games, Jan. 3, 2001 to Dec. 17, 2001)

FREE THROWS ATTEMPTED

Game

30—Rob Rittgers, UC San Diego vs. Menlo, Jan. 16, 1988 (30 made)

Season

326—Moses Jean-Pierre, Plymouth St., 1994 (243 made)

Career

928—Matt Hancock, Colby, 1987-90 (792 made)

FREE-THROW PERCENTAGE

Game

(Min. 30 made) 100%—Rob Rittgers, UC San Diego vs. Menlo, Jan. 16, 1988 (30 of 30)

*Season

96.3%—Korey Coon, Ill. Wesleyan, 2000 (157 of 163)

*based on qualifiers for annual championship

Career

(Min. 250 made) 92.5%—Andy Enfield, Johns Hopkins, 1988-91 (431 of 466)

(Min. 500 made) 86.2%—Brad Clark, Wis.-Oshkosh, 1997-00 (535 of 621)

Rebounds

REBOUNDS

Game

36—Mark Veenstra, Calvin vs. Colorado St.-Pueblo., Feb. 3, 1976; Clinton Montford, Methodist vs. Warren Wilson, Jan. 21, 1989

Season

579—Joe Manley, Bowie St., 1976 (29 games)

Career

1,628—Michael Smith, Hamilton, 1989-92 (107 games)

AVERAGE PER GAME

Season

20.0—Joe Manley, Bowie St., 1976 (579 in 29)

Career

(Min. 900) 17.4—Larry Parker, Plattsburgh St., 1975-78 (1,482 in 85)

Assists

ASSISTS

Game

26—Robert James, Kean vs. N.J. Inst. of Tech., March 11, 1989

Season

391—Robert James, Kean, 1989 (29 games)

Career

917—Tennyson Whitted, Ramapo, 2000-03 (108 games)

AVERAGE PER GAME

Season

13.5—Robert James, Kean, 1989 (391 in 29)

Career

(Min. 550) 8.6—Phil Dixon, Shenandoah, 1993-96 (889 in 103)

Blocked Shots

BLOCKED SHOTS

Game

18—John Bunch, Lincoln (Pa.) vs. New Jersey City, Jan. 19, 2004; John Bunch, Lincoln (Pa.) vs. Valley Forge, Dec. 13, 2003

Season

198—Tory Black, N.J. Inst. of Tech., 1997 (26 games)

Career

576—Ira Nicholson, Mt. St. Vincent, 1994-97 (100 games)

AVERAGE PER GAME

Season

7.6—Tory Black, N.J. Inst. of Tech., 1997 (198 in 26)

Career

6.1—Neil Edwards, York (N.Y.), 1998-00 (337 in 55)

Steals

STEALS

Game

17—Matt Newton, Principia vs. Harris-Stowe, Jan. 4, 1994

Season

189—Moses Jean-Pierre, Plymouth St., 1994 (30 games)

Career

448—Tennyson Whitted, Ramapo, 2000-03 (108 games)

AVERAGE PER GAME

Season

6.3—Moses Jean-Pierre, Plymouth St., 1994 (189 in 30)

Career

5.5—Moses Jean-Pierre, Plymouth St., 1993-94 (303 in 55 games)

Games

GAMES PLAYED

Season

34—Nick Bennett, Kyle Grusczyński, Jason Kaslow, Neal Krajnik, Eric Maus, Tamaris Releford, Wis.-Stevens Point, 2004; Thane Anderson, Matt Benedict, Tim Blair, Lanse Carter, Mike Johnson, Todd Oehrlein, Mike Prasher and Derrick Shelton, Wis.-Eau Claire, 1990

Career

122—Michael Crotty, Williams, 2001-04



Photo by Kyle Acebo

Michael Crotty of Williams holds the Division III record for career games played (122) and led the division in assists last season with 249.

Team Records

Note: Where records involve both teams, each team must be an NCAA Division III member institution.

SINGLE-GAME RECORDS

Scoring

POINTS

168—Bishop vs. Southwest Assembly of God (76), Jan. 31, 1983

POINTS BY LOSING TEAM

149—Lawrence vs. Grinnell (150), Jan. 25, 2003; Grinnell vs. Illinois Col. (157), Feb. 18, 1994

POINTS, BOTH TEAMS

315—Simpson (167) vs. Grinnell (148), Nov. 19, 1994

POINTS IN A HALF

92—Wis.-Platteville vs. Mt. St. Clare, Dec. 14, 1989 (first)

POINTS SCORED WITH NO TIME ELAPSING OFF OF THE CLOCK

24—UC San Diego vs. Menlo, Jan. 16, 1988 (made 24 consecutive free throws due to 12 bench technical fouls)

FEWEST POINTS ALLOWED

6—Dickinson (15) vs. Muhlenberg, Feb. 3, 1982

FEWEST POINTS ALLOWED IN A HALF

0—Dickinson (2) vs. Muhlenberg (first), Feb. 3, 1982

FEWEST POINTS, BOTH TEAMS

21—Dickinson (15) vs. Muhlenberg (6), Feb. 3, 1982

FEWEST POINTS, HALF, BOTH TEAMS

2—Dickinson (2) vs. Muhlenberg (0) (first), Feb. 3, 1982

MARGIN OF VICTORY

112—Eureka (149) vs. Barat (37), Nov. 29, 1989

Field Goals

FIELD GOALS

78—Bishop vs. Southwest Assembly of God, Jan. 31, 1983 (103 attempts)

FIELD-GOAL ATTEMPTS

135—Grinnell vs. Simpson, Nov. 25, 1995 (52 made)

FEWEST FIELD GOALS

3—Muhlenberg vs. Dickinson, Feb. 3, 1982 (11 attempts)

FEWEST FIELD-GOAL ATTEMPTS

11—Muhlenberg vs. Dickinson, Feb. 3, 1982 (3 made)

FIELD-GOAL PERCENTAGE

89.8%—St. Norbert vs. Grinnell, Jan. 28, 2000

FIELD-GOAL PERCENTAGE, HALF

95.7—Beloit vs. Grinnell, Jan. 27, 2001 (22 of 23)

Three-Point Field Goals

THREE-POINT FIELD GOALS

32—Grinnell vs. Clarke, Dec. 3, 1997 (78 attempts)

THREE-POINT FIELD GOALS, BOTH TEAMS

35—Grinnell (30) vs. Colorado Col. (5), Nov. 17, 1995; Manhattanville (25) vs. St. Joseph's (N.Y.) (10), Dec. 10, 1994; Beloit (21) vs. Carthage (14), Nov. 23, 1993

CONSECUTIVE THREE-POINT FIELD GOALS MADE WITHOUT A MISS

11—Willamette vs. Western Baptist, Jan. 8, 1987

NUMBER OF DIFFERENT PLAYERS TO SCORE A THREE-POINT FIELD GOAL, ONE TEAM

13—Grinnell vs. Monmouth (Ill.), Feb. 14, 1998

THREE-POINT FIELD-GOAL ATTEMPTS

86—Grinnell vs. Pillsbury, Dec. 7, 1999 (31 made)

THREE-POINT FIELD-GOAL ATTEMPTS, BOTH TEAMS

103—Westminster (Pa.) (77) vs. Waynesburg (26), Feb. 14, 2004

THREE-POINT FIELD-GOAL PERCENTAGE

(Min. 10 made) 100%—Willamette vs. Western Baptist, Jan. 8, 1987 (11 of 11); Kean vs. Ramapo, Feb. 11, 1987 (10 of 10)

(Min. 15 made) 89.5%—Simpson vs. Dubuque, Feb. 22, 2003 (17 of 19)

THREE-POINT FIELD-GOAL PERCENTAGE, BOTH TEAMS

(Min. 10 made) 92.9%—Luther (8 of 8) vs. Wartburg (5 of 6), Feb. 14, 1987 (13 of 14)

(Min. 15 made) 75.0%—Anna Maria (4 of 6) vs. Nichols (11 of 14), Feb. 10, 1987 (15 of 20)

(Min. 20 made) 62.9%—Simpson (17 of 19) vs. Dubuque (5 of 16), Feb. 22, 2003 (22 of 35)

Free Throws

FREE THROWS MADE

53—UC San Diego vs. Menlo, Jan. 16, 1988 (59 attempts)

FREE THROWS MADE, BOTH TEAMS

93—Grinnell (50) vs. Beloit (43), Jan. 10, 1998

FREE THROWS ATTEMPTED

71—Earlham vs. Oberlin, Dec. 5, 1992 (46 made)

FREE THROWS ATTEMPTED, BOTH TEAMS

105—Earlham (71) vs. Oberlin (34), Dec. 5, 1992

FEWEST FREE THROWS MADE

0—Many teams

FEWEST FREE-THROW ATTEMPTS

0—Many teams

FREE-THROW PERCENTAGE

(Min. 28 made) 100.0%—Albany (N.Y.) vs. Potsdam St., Feb. 19, 1994 (28 of 28)

(Min. 30 made) 97.2%—Ill. Wesleyan vs. North Park, Feb. 19, 2003 (35 of 36)

(Min. 45 made) 92.6%—Grinnell vs. Beloit, Jan. 10, 1998 (50 of 54)

**FREE-THROW PERCENTAGE,
BOTH TEAMS**

(Min. 20 made) 100%—Bethel (Minn.) (15 of 15) vs. Carleton (5 of 5), Feb. 24, 2004
(Min. 30 made) 94.9%—Muskingum (30 of 31) vs. Ohio Wesleyan (7 of 8), Jan. 10, 1981 (37 of 39)

Rebounds**REBOUNDS**

98—Alma vs. Marion, Dec. 28, 1973

REBOUNDS, BOTH TEAMS

124—Ill. Wesleyan (62) vs. North Central (62), Feb. 8, 1977; Rochester Inst. (72) vs. Thiel (52), Nov. 18, 1988

REBOUND MARGIN

56—MIT (74) vs. Emerson-MCA (18), Feb. 21, 1990

Assists**ASSISTS**

53—Simpson vs. Grinnell, Nov. 25, 1995

ASSISTS, BOTH TEAMS

79—Simpson (53) vs. Grinnell (26), Nov. 25, 1995

Personal Fouls**PERSONAL FOULS**

47—Concordia (Ill.) vs. Trinity Christian, Feb. 26, 1988

PERSONAL FOULS, BOTH TEAMS

80—Grinnell (46) vs. St. Norbert (34), Jan. 28, 2000

PLAYERS DISQUALIFIED

6—Thomas More vs. Franklin, Feb. 2, 2002; Union (N.Y.) vs. Rochester, Feb. 15, 1985; Haverford vs. Drew, Jan. 10, 1990; Manhattanville vs. Drew, Jan. 11, 1992; Roger Williams vs. Curry, Jan. 14, 1995

PLAYERS DISQUALIFIED, BOTH TEAMS

11—Union (N.Y.) (6) vs. Rochester (5), Feb. 15, 1985

Overtimes**OVERTIME PERIODS**

5—Babson (115) vs. Wheaton (Mass.) (107), Feb. 18, 1999; Capital (86) vs. Muskingum (89), Jan. 5, 1980; Carnegie Mellon (81) vs. Allegheny (76), Feb. 12, 1983; Rochester (99) vs. Union (N.Y.) (98), Feb. 15, 1985

POINTS IN ONE OVERTIME PERIOD

31—Marymount (Va.) vs. Catholic, Jan. 30, 1999

POINTS IN ONE OVERTIME PERIOD, BOTH TEAMS

51—Wash. & Lee (28) vs. Mary Washington (23), Jan. 9, 1995

POINTS IN OVERTIME PERIODS

50—Babson (50) vs. Wheaton (Mass.) (5 ot), Feb. 18, 1999

POINTS IN OVERTIME PERIODS, BOTH TEAMS

92—Babson (50) vs. Wheaton (Mass.) (42) (5 ot), Feb. 18, 1999

SEASON RECORDS**Scoring****POINTS**

3,119—Grinnell, 2003 (25 games)

AVERAGE PER GAME

126.2—Grinnell, 2004 (3,029 in 24)

AVERAGE SCORING MARGIN

31.1—Husson, 1976 (98.7 offense, 67.6 defense)

GAMES AT LEAST 100 POINTS

23—Grinnell, 2002 (24-game season)

CONSECUTIVE GAMES AT LEAST 100 POINTS

19—Grinnell, from Nov. 23, 2002, to Feb. 8, 2003
Consecutive Games at Least 100 Points (Multiple Seasons)
28—Grinnell, from Jan. 25, 2002, to Feb. 8, 2003

Field Goals**FIELD GOALS**

1,323—Shepherd, 1975 (2,644 attempts)

FIELD GOALS PER GAME

42.5—Mercy, 1977 (1,062 in 25)

FIELD-GOAL ATTEMPTS

2,644—Shepherd, 1975 (1,323 made)

FIELD-GOAL ATTEMPTS PER GAME

98.4—Grinnell, 2002 (2,361 in 24)

FIELD-GOAL PERCENTAGE

60.0—Stony Brook, 1978 (1,033 of 1,721)

Three-Point Field Goals**THREE-POINT FIELD GOALS**

585—Redlands, 2004 (1,794 attempts)

THREE-POINT FIELD GOALS PER GAME

23.4—Redlands, 2004 (585 in 25)

THREE-POINT FIELD-GOAL ATTEMPTS

1,794—Redlands, 2004 (585 made)

THREE-POINT FIELD-GOAL ATTEMPTS PER GAME

71.8—Redlands, 2004 (1,794 in 25)

THREE-POINT FIELD-GOAL PERCENTAGE

(Min. 100 made) 62.0%—N.J. Inst. of Tech., 1989 (124 of 200)

(Min. 150 made) 49.1%—Eureka, 1994 (317 of 646)

CONSECUTIVE GAMES SCORING A THREE-POINT FIELD GOAL

448—Salisbury, Nov. 25, 1986-Present

Free Throws**FREE THROWS MADE**

698—Ohio Wesleyan, 1988 (888 attempts)

FREE THROWS MADE PER GAME

23.7—Grinnell, 1995 (498 in 21)

FREE-THROW ATTEMPTS

930—Queens (N.Y.), 1981 (636 made)

FREE-THROW ATTEMPTS PER GAME

33.2—Grinnell, 1995 (698 in 21)

FREE-THROW ATTEMPTS PERCENTAGE

81.8%—Wis.-Oshkosh, 1998 (516 of 631)

Rebounds**REBOUNDS**

1,616—Keene St., 1976 (29 games)

AVERAGE PER GAME

56.3—Mercy, 1977 (1,408 in 25)

AVERAGE REBOUND MARGIN

17.0—Hamilton, 1991 (49.6 offense, 32.5 defense)

Assists**ASSISTS**

861—Salisbury, 1991 (29 games)

AVERAGE PER GAME

31.2—Me.-Farmington, 1991 (748 in 24)

Fouls**FOULS**

801—McMurry, 2001 (28 games)

FOULS PER GAME

30.9—Grinnell, 1998 (679 in 22)

FEWEST FOULS

177—Caltech, 1997 (20 games)

FEWEST FOULS PER GAME

8.9—Caltech, 1997 (177 in 20)

Defense**FEWEST POINTS PER GAME ALLOWED**

47.5—Wis.-Platteville, 1997 (1,283 in 27)

LOWEST FIELD-GOAL PERCENTAGE ALLOWED (Since 1978)

36.3—Grove City, 1999 (533 of 1,469)

Overtimes**OVERTIME GAMES**

7—McMurry, 2003 (won 7, lost 0); Albany (N.Y.), 1981 (won 5, lost 2); TCNJ, 1982 (won 6, lost 1); St. John's (Minn.), 1983 (won 4, lost 3); New Jersey City, 1994 (won 4, lost 3)

CONSECUTIVE OVERTIME GAMES

3—McMurry, 2003 (won 3, lost 0); Albright, 1997 (won 3, lost 0); Buffalo St., 1997 (won 2, lost 1); Ferrum, 1997 (won 1, lost 2); Ithaca, 1987 (won 3, lost 0); Cortland St., 1989 (won 1, lost 2); Oberlin, 1989 (won 1, lost 2); Susquehanna, 1989 (won 3, lost 0)

OVERTIME WINS

7—McMurry, 2003 (7-0)

OVERTIME HOME WINS

5—McMurry, 2003 (5-0)

General Records**GAMES PLAYED IN A SEASON**

34—Wis.-Stevens Point, 2004 (29-5); Wis.-Eau Claire, 1990 (30-4); LeMoyne-Owen, 1980 (26-8)

VICTORIES IN A SEASON

32—Potsdam St., 1986 (32-0)

CONSECUTIVE VICTORIES

60—Potsdam St. (from first game of 1985-86 season to March 14, 1987)

CONSECUTIVE HOME-COURT VICTORIES

62—North Park (from Feb. 8, 1984, to Feb. 3, 1988)

CONSECUTIVE REGULAR SEASON VICTORIES

59—Potsdam St. (from Nov. 22, 1985, to Dec. 12, 1987)

DEFEATS IN A SEASON

26—Otterbein, 1988 (1-26); Maryville (Mo.), 1991 (0-26)

CONSECUTIVE DEFEATS IN A SEASON

26—Maryville (Mo.), 1991 (0-26)

CONSECUTIVE DEFEATS

117—Rutgers-Camden (from Jan. 22, 1992, to Jan. 3, 1997; ended with 77-72 win vs. Bloomfield on Jan. 7, 1997)

CONSECUTIVE WINNING SEASONS

36—Wittenberg, 1969-2004

CONSECUTIVE NON-LOSING SEASONS

48—Wittenberg, 1957-2004

UNBEATEN TEAMS (NUMBER OF VICTORIES IN PARENTHESES)

1986 Potsdam St. (32); 1995 Wis.-Platteville (31); 1998 Wis.-Platteville (30)

All-Time Individual Leaders

Single-Game Records

SCORING HIGHS

Pts.	Player, Team vs. Opponent	Season
77	Jeff Clement, Grinnell vs. Illinois Col.	1998
69	Steve Diekmann, Grinnell vs. Simpson	1995
63	Joe DeRoche, Thomas vs. St. Joseph's (Me.)	1988
62	Shannon Lilly, Bishop vs. Southwest Assembly of God	1983
61	Josh Metzger, Wis.-Lutheran vs. Grinnell	2001
61	Steve Honderd, Calvin vs. Kalamazoo	1993
61	Dana Wilson, Husson vs. Ricker	1974
60	Ed Brands, Grinnell vs. Ripon	1996
60	Steve Diekmann, Grinnell vs. Coe	1994
59	Ed Brands, Grinnell vs. Chicago	1996
59	Steve Diekmann, Grinnell vs. Monmouth (Ill.)	1995
58	Andy Panko, Lebanon Valley vs. Juniata	1999
58	Jeff Clement, Grinnell vs. Clarke	1998
57	David Otte, Simpson vs. Grinnell	1995
56	Scott Wilson, Grinnell vs. Martin Luther	1998
56	Steve Diekmann, Grinnell vs. Illinois Col.	1994
56	Kyle Price, Illinois Col. vs. Grinnell	1994
56	Shay DeLaney, Coe vs. Grinnell	1994
56	Mark Veenstra, Calvin vs. Adrian	1976
55	Dennis Stanton, Ursinus vs. Frank. & Marsh	2004
55	Josh Hinz, Beloit vs. Grinnell	2004
55	Steve Wood, Grinnell vs. Beloit	2004
55	Jeff Clement, Grinnell vs. Lawrence	1998
55	Eric Ochel, Sewanee vs. Emory	1995
55	Dwain Govan, Bishop vs. Texas Southern	1975

FIELD-GOAL PERCENTAGE

(Based on qualifiers for annual championship)

Player, Team	Season	G	FG	FGA	Pct.
Travis Weiss, St. John's (Minn.)	†1994	26	160	209	*76.6
Pete Metzelaars, Wabash	†1982	28	271	360	75.3
Tony Rychlec, Mass. Maritime	†1981	25	233	311	74.9
Tony Rychlec, Mass. Maritime	1982	20	193	264	73.1
Russ Newnan, Menlo	1991	26	130	178	73.0
Ed Owens, Hampden-Sydney	†1979	24	140	192	72.9
Scott Baxter, Capital	†1991	26	164	226	72.6
Maurice Woods, Potsdam St.	1982	30	203	280	72.5
Earl Keith, Stony Brook	1979	24	164	227	72.2
Pete Metzelaars, Wabash	1981	25	204	283	72.1
Jon Rosner, Yeshiva	1991	22	141	196	71.9
Pete Metzelaars, Wabash	1979	24	122	170	71.8
Anthony Farley, Miles	1982	26	168	235	71.5

†national champion; *record

THREE-POINT FIELD GOALS MADE

Player, Team	Season	G	3FG
Jeff Clement, Grinnell	1998	22	*186
Jeff Clement, Grinnell	1999	22	166
Ed Brands, Grinnell	1996	24	158
Billy Shivers, Redlands	2004	25	153
Chris Peterson, Eureka	1994	31	145
Dennis Stanton, Ursinus	2004	27	140
Steve Nordlund, Grinnell	2002	24	137
Steve Diekmann, Grinnell	1995	20	137
Chris Jans, Loras	1991	25	133
Eric Burdette, Wis.-Whitewater	1996	28	130
Ed Brands, Grinnell	1995	20	129
Tommy Doyle, Salem St.	1996	28	124
Everett Foxx, Ferrum	1992	29	124
Kirk Anderson, Augustana (Ill.)	1993	30	123
Jeff deLaveaga, Cal Lutheran	1992	28	122
Dave Stantial, Keene St.	2002	27	120
David Bailey, Concordia (Ill.)	1994	24	120
Steve Nordlund, Grinnell	2003	25	119
Woody Piirto, Grinnell	1999	22	117
Steve Matthews, Emerson	1999	25	117
Steve Diekmann, Grinnell	1994	21	117

*record

Photo by Beloit Sports Information



Beloit's Josh Hinz scored 55 points versus Grinnell last season to rank among single-game scoring high leaders.

Season Records

SCORING AVERAGE

Player, Team	Season	G	FG	3FG	FT	Pts.	Avg.
Steve Diekmann, Grinnell	†1995	20	223	137	162	745	*37.3
Rickey Sutton, Lyndon St.	†1976	14	207	—	93	507	36.2
Shannon Lilly, Bishop	†1983	26	345	—	218	908	34.9
Dana Wilson, Husson	†1974	20	288	—	122	698	34.9
Rickey Sutton, Lyndon St.	†1977	16	223	—	112	558	34.9
Steve Diekmann, Grinnell	†1994	21	250	117	106	723	34.4
Ed Brands, Grinnell	†1996	24	260	158	136	814	33.9
Jeff Clement, Grinnell	†1998	22	238	*186	84	746	33.9
Dwain Govan, Bishop	†1975	29	392	—	179	963	33.2
Clarence Caldwell, Greensboro	1976	22	306	—	111	723	32.8
Jeff Clement, Grinnell	†1999	22	217	166	121	721	32.8
Greg Grant, TCNJ	†1989	32	387	76	194	*1,044	32.6
Dennis Stanton, Ursinus	†2004	27	261	140	217	879	32.6
Dave Russell, Shepherd	1975	32	*394	—	*249	1,037	32.4
Dwain Govan, Bishop	1974	26	358	—	126	842	32.4
Ron Stewart, Otterbein	1983	24	297	—	166	760	31.7

†national champion; *record



Billy Shivers of Redlands led Division III last season in three-point field goals made per game with a 6.1 average.

THREE-POINT FIELD GOALS MADE PER GAME

Player, Team	Season	G	3FG	Avg.
Jeff Clement, Grinnell	†1998	22	*186	*8.5
Jeff Clement, Grinnell	†1999	22	166	7.5
Steve Diekmann, Grinnell	†1995	20	137	6.9
Ed Brands, Grinnell	†1996	24	158	6.6
Ed Brands, Grinnell	1995	29	129	6.5
Billy Shivers, Redlands	†2004	25	153	6.1
Steve Nordlund, Grinnell	†2002	24	137	5.7
Steve Diekmann, Grinnell	†1994	21	117	5.6

Photo by Redlands Sports Information

Player, Team	Season	G	3FG	Avg.
Chris Jans, Loras	†1991	25	133	5.3
Woody Piirto, Grinnell	1999	22	117	5.3
Dennis Stanton, Ursinus	2004	27	140	5.2
Jeff Clement, Grinnell	†1997	22	113	5.1
Mark Bedell, Fisk	1997	19	97	5.1
David Bailey, Concordia (Ill.)	1994	24	120	5.0
Steve Nordlund, Grinnell	†2003	25	119	4.8
Steve Nordlund, Grinnell	2004	24	114	4.8
Steve Matthews, Emerson	1999	25	117	4.7
Chris Peterson, Eureka	1994	31	145	4.7
Eric Burdette, Wis.-Whitewater	1996	28	130	4.6
Chris Geruschat, Bethany (W.V.)	1991	24	111	4.6
Chris Carideo, Widener	1994	24	110	4.6

†national champion; *record

THREE-POINT FIELD-GOAL PERCENTAGE

(Based on qualifiers for annual championship)

Player, Team	Season	G	3FG	3FGA	Pct.
Reggie James, N.J. Inst. of Tech.	†1989	29	59	88	*67.0
Chris Miles, N.J. Inst. of Tech.	†1987	26	41	65	63.1
Chris Miles, N.J. Inst. of Tech.	1989	29	46	75	61.3
Matt Miota, Lawrence	†1990	22	33	54	61.1
Mike Bachman, Alma	†1991	26	46	76	60.5
Ray Magee, Richard Stockton	†1988	26	41	71	57.7
Keith Orchard, Whitman	1988	26	42	73	57.5
Brian O'Donnell, Rutgers-Camden	1988	24	65	114	57.0
Erick Hunt, Methodist	1989	27	45	79	57.0
Eric Harris, Bishop	1987	26	91	160	56.9
Rick Brown, Muskingum	1988	30	71	125	56.8
Jamie Eichel, Fredonia St.	1989	24	51	90	56.7

†national champion; *record

FREE-THROW PERCENTAGE

(Based on qualifiers for annual championship)

Player, Team	Season	G	FT	FTA	Pct.
Korey Coon, Ill. Wesleyan	†2000	25	157	163	*96.3
Nick Wilkins, Coe	†2003	26	66	69	95.7
Chanse Young, Manchester	†1998	25	65	68	95.6
Andy Enfield, Johns Hopkins	†1991	29	123	129	95.3
Chris Carideo, Widener	†1992	26	80	84	95.2
Yudi Teichman, Yeshiva	†1989	21	119	125	95.2
Brett Davis, Wis.-Oshkosh	1998	27	72	76	94.7
Joe Bueckers, Concordia-M'head	†2004	26	71	75	94.7
Mark Giovinio, Babson	†1997	28	86	91	94.5
Aaron Faulkner, St. Norbert	2004	23	64	68	94.1
Mike Scheib, Susquehanna	†1977	22	80	85	94.1
Jason Prenevost, Middlebury	†1994	22	60	64	93.8
Derrick Rogers, Averett	†2001	27	72	77	93.5
Jerry Prestier, Baldwin-Wallace	†1978	25	125	134	93.3
Charlie Nanick, Scranton	†1996	25	96	103	93.2
Jeff Bowers, Southern Me.	†1988	29	95	102	93.1
Eric Jacobs, Scranton	1986	29	81	87	93.1
Casey Taggatz, Wis.-La Crosse	2004	25	67	72	93.1
Jim Durrell, Colby-Sawyer	†1993	25	67	72	93.1
Joe Purcell, King's (Pa.)	†1979	26	66	71	93.0

†national champion; *record

REBOUND AVERAGE

Player, Team	Season	G	Reb.	Avg.
Joe Manley, Bowie St.	†1976	29	*579	*20.0
Fred Petty, Southern N.H.	†1974	22	436	19.8
Larry Williams, Pratt	†1977	24	457	19.0
Charles Greer, Thomas	1977	17	318	18.7
Larry Parker, Plattsburgh St.	†1975	23	430	18.7
John Jordan, Southern Me.	†1978	29	536	18.5
Keith Woolfolk, Upper Iowa	1978	26	479	18.4
Michael Stubbs, Trinity (Conn.)	†1990	22	398	18.1
Mike Taylor, Pratt	1978	23	414	18.0
Walt Edwards, Husson	1976	26	467	18.0
Dave Kufeld, Yeshiva	†1979	20	355	17.8

†national champion; *record

ASSISTS

Player, Team	Season	G	Ass.
Robert James, Kean	†1989	29	*391
Tennyson Whitted, Ramapo	†2002	29	319
Ricky Spicer, Wis.-Whitewater	1989	31	295
Joe Marcotte, N.J. Inst. of Tech.	†1995	30	292
Andre Bolton, Chris. Newport	†1996	30	289
Ron Torgalski, Hamilton	1989	26	275
Albert Kirchner, Mt. St. Vincent	†1990	24	267
Steve Artis, Chris. Newport	1991	29	262
Phil Dixon, Shenandoah	1996	27	258
Tennyson Whitted, Ramapo	†2003	30	253
Phil Dixon, Shenandoah	†1994	26	253
Steve Artis, Chris. Newport	1990	28	251
Michael Crotty, Williams	†2004	32	249
David Genovese, Mt. St. Vincent	1994	27	248
Russell Springman, Salisbury	1990	27	246
Michael Crotty, Williams	2003	32	245
Tom Genco, Manhattanville	1990	26	244
Andre Bolton, Chris. Newport	1995	28	243
Mark Cottom, Ferrum	1991	25	242
Tim Lawrence, Maryville (Tenn.)	1992	29	241

†national champion; *record

ASSIST AVERAGE

Player, Team	Season	G	Ass.	Avg.
Robert James, Kean	†1989	29	*391	*13.5
Albert Kirchner, Mt. St. Vincent	†1990	24	267	11.1
Tennyson Whitted, Ramapo	†2002	29	319	11.0
Ron Torgalski, Hamilton	1989	26	275	10.6
Louis Adams, Rust	1989	22	227	10.3
Eric Johnson, Coe	†1991	24	238	9.9
Joe Marcotte, N.J. Inst. of Tech.	†1995	30	292	9.7
Phil Dixon, Shenandoah	†1994	26	253	9.7
Mark Cottom, Ferrum	1991	25	242	9.7
Andre Bolton, Chris. Newport	†1996	30	289	9.6
Phil Dixon, Shenandoah	1996	27	258	9.6
Ricky Spicer, Wis.-Whitewater	1989	31	295	9.5
David Rubin, Hobart	†1998	25	237	9.5
Pat Heldman, Maryville (Tenn.)	1989	25	236	9.4
Deshone Bond, Stillman	†1997	25	235	9.4
Tom Genco, Manhattanville	1990	26	244	9.4
Justin Culhane, Suffolk	1992	24	225	9.4

†national champion; *record

BLOCKED SHOTS

Player, Team	Season	G	Blk.
Tory Black, N.J. Inst. of Tech.	†1997	26	*198
Neil Edwards, York (N.Y.)	†2000	26	193
Ira Nicholson, Mt. St. Vincent	†1995	28	188
John Bunch, Lincoln (Pa.)	†2004	25	173
Shacun Malave, NYCCT	2004	28	167
Ira Nicholson, Mt. St. Vincent	†1996	27	163
Ira Nicholson, Mt. St. Vincent	1997	24	151
Antoine Hyman, Keuka	1997	26	148
Matt Cusano, Scranton	†1993	29	145
Neil Edwards, York (N.Y.)	†1999	26	144
Johnny Woods, Wesley	2000	24	132
Badou Gaye, Gwynedd-Mercy	2004	29	131
Antoine Hyman, Keuka	1996	25	131
Andrew South, N.J. Inst. of Tech.	†1994	27	128
Mike Mientus, Allentown	1995	27	118
Roy Woods, Fontbonne	1995	25	117
Eric Lidecis, Maritime (N.Y.)	1994	26	116
Steve Juskin, Frank. & Marsh	2004	30	114
Antonio Ramos, Clarke	2001	25	114
Joe Henderson, Hunter	1999	22	112

†national champion; *record



Photo by St. Norbert Sports Information

Aaron Faulkner of St. Norbert (with ball) made 94 percent of his free throws last year to rank 10th among all-time season free-throw percentage leaders.

BLOCKED-SHOT AVERAGE

Player, Team	Season	G	Blk.	Avg.
Tory Black, N.J. Inst. of Tech.	†1997	26	*198	*7.62
Neil Edwards, York (N.Y.)	†2000	26	193	7.42
John Bunch, Lincoln (Pa.)	†2004	25	173	6.92
Ira Nicholson, Mt. St. Vincent	†1995	28	188	6.71
Ira Nicholson, Mt. St. Vincent	1997	24	151	6.29
Ira Nicholson, Mt. St. Vincent	†1996	27	163	6.04
Shacun Malave, NYCCT	2004	28	167	5.96
Antoine Hyman, Keuka	1997	26	148	5.69
Neil Edwards, York (N.Y.)	†1999	26	144	5.54
Johnny Woods, Wesley	2000	24	132	5.50
Antoine Hyman, Keuka	1996	25	131	5.24
Joe Henderson, Hunter	1999	22	112	5.09
Matt Cusano, Scranton	†1993	29	145	5.00
Andrew South, N.J. Inst. of Tech.	†1994	27	128	4.74
Roy Woods, Fontbonne	1995	25	117	4.68
Johnny Woods, Wesley	†2001	22	101	4.59
Antonio Ramos, Clarke	2001	25	114	4.56
Badou Gaye, Gwynedd-Mercy	2004	29	131	4.52
Erik Lidacis, Maritime (N.Y.)	1994	26	116	4.46
Jeremy Putman, Dubuque	1995	25	110	4.40

†national champion; *record

STEALS

Player, Team	Season	G	Stl.
Moses Jean-Pierre, Plymouth St.	†1994	30	*189
Daniel Martinez, McMurry	†2000	29	178
Purvis Presha, Stillman	†1996	25	144
Tennyson Whitted, Ramapo	†2002	29	138
Matt Newton, Principia	1994	25	138
John Gallogly, Salve Regina	†1997	24	137
Greg Dean, Concordia-M'head	1997	23	126
Scott Clarke, Utica	†1995	24	126
Deron Black, Allegheny	1996	27	123
David Brown, Westfield St.	1994	25	122
Ricky Hollis, Brockport St.	2000	27	121
John Gallogly, Salve Regina	†1998	23	121
Barry Aranoff, Yeshiva	1995	22	121
Horace Jenkins, Wm. Paterson	2001	31	120
Brian Meehan, Salve Regina	1995	28	120
Tennyson Whitted, Ramapo	†2003	30	118
Scott Clarke, Utica	1996	26	118
Benny West, Howard Payne	†2004	25	116
Darrel Lewis, Lincoln (Pa.)	1997	26	115
Mario Thompson, Occidental	†1999	24	114
Moses Jean-Pierre, Plymouth St.	†1993	25	114

†national champion; *record

STEAL AVERAGE

Player, Team	Season	G	Stl.	Avg.
Moses Jean-Pierre, Plymouth St.	†1994	30	*189	*6.30
Daniel Martinez, McMurry	†2000	29	178	6.14
Purvis Presha, Stillman	†1996	25	144	5.76
John Gallogly, Salve Regina	†1997	24	137	5.71
Matt Newton, Principia	1994	25	138	5.52
Barry Aranoff, Yeshiva	†1995	22	121	5.50
Greg Dean, Concordia-M'head	1997	23	126	5.48
John Gallogly, Salve Regina	†1998	23	121	5.26
Scott Clarke, Utica	1995	24	126	5.25
Joel Heckendorf, Martin Luther	1996	17	84	4.94
David Brown, Westfield St.	1994	25	122	4.88
Ivo Moyano, Polytechnic (N.Y.)	1994	19	91	4.78
Tennyson Whitted, Ramapo	†2002	29	138	4.76
Mario Thompson, Occidental	†1999	24	114	4.75
Benny West, Howard Payne	†2004	25	116	4.64
Keith Darden, Concordia-Austin	†2001	24	111	4.63
Moses Jean-Pierre, Plymouth St.	†1993	25	114	4.56
Deron Black, Allegheny	1996	27	123	4.55
Scott Clarke, Utica	1996	26	118	4.54
Ricky Hollis, Brockport St.	2000	27	121	4.48

†national champion; *record

Career Records

POINTS

Player, Team	Seasons	Pts.
Andre Foreman, Salisbury	1988-89, 91-92	*2,940
Willie Chandler, Misericordia	2000-03	2,898
Lamont Strothers, Chris. Newport	1988-91	2,709

Player, Team

Player, Team	Seasons	Pts.
Matt Hancock, Colby	1987-90	2,678
Scott Fitch, Geneseo St.	1990-91, 93-94	2,634
Greg Grant, TCNJ	1987-89	2,611
Rick Hughes, Thomas More	1993-96	2,605
Wil Peterson, St. Andrews	1980-83	2,553
Ron Stewart, Otterbein	1980-83	2,549
Andy Panko, Lebanon Valley	1996-99	2,515
Scott Tedder, Ohio Wesleyan	1985-88	2,501
Moses Jean-Pierre, Plymouth St.	1991-94	2,483
Steve Honderd, Calvin	1990-93	2,469
Herman Alston, Kean	1988-91	2,457
Dick Hempy, Otterbein	1984-87	2,439
John Patraltis, Anna Maria	1995-98	2,434
Kevin Moran, Curry	1983-86	2,415
Alex Butler, Rhode Island Col.	1994-97	2,398
Steve Wood, Grinnell	2001-04	2,381
Rickey Sutton, Lyndon St.	1976-79	2,379
Frank Wachlarowicz, St. John's (Minn.)	1975-79	2,357
Henry Shannon, Maryville (Mo.)	1996-99	2,352
Cedric Oliver, Hamilton	1976-79	2,349
Dana Janssen, Neb. Wesleyan	1983-86	2,333
Kevin Brown, Emory & Henry	1984-87	2,322

*record

SCORING AVERAGE

(Minimum 1,400 points)

Player, Team	Seasons	G	FG	3FG	FT	Pts.	Avg.
Dwain Govan, Bishop	1974-75	55	750	—	305	1,805	*32.8
Dave Russell, Shepherd	1974-75	60	710	—	413	1,833	30.6
Rickey Sutton, Lyndon St.	1976-79	80	960	—	459	2,379	29.7
John Atkins, Knoxville	1976-78	70	845	—	322	2,012	28.7
Steve Peknik, Windham	1974-77	76	816	—	467	2,099	27.6
Clarence Caldwell, Greensboro	1975-77	70	802	—	299	1,903	27.2
Andre Foreman, Salisbury	1988-89, 91-92	109	1,140	68	592	*2,940	27.0
Darrel Lewis, Lincoln (Pa.)	1996-99	86	796	265	409	2,267	26.4
Willie Chandler, Misericordia	2000-03	—	1,005	346	542	2,898	26.3
Matt Hancock, Colby	1987-90	102	844	198	*792	2,678	26.3
Terrence Dupree, Polytechnic (N.Y.)	1990-92	70	700	22	407	1,829	26.1
Steve Diekmann, Grinnell	1992-95	85	741	371	365	2,218	26.1
Rick Hughes, Thomas More	1993-96	101	1,039	13	514	2,605	25.8
Mark Veenstra, Calvin	1974-77	89	960	—	341	2,261	25.4
Ron Swartz, Hiram	1984-87	90	883	78	408	2,252	25.0
Clarence Caldwell, Greensboro	1974-77	93	971	—	363	2,309	24.8
James Rehnquist, Amherst	1975-77	61	614	—	284	1,512	24.8

*record

FIELD-GOAL PERCENTAGE

(Minimum 400 field goals made)

Player, Team	Seasons	G	FG	FGA	Pct.
Tony Rychlec, Mass. Maritime	1981-83	55	509	692	*73.6
Pete Metzelaars, Wabash	1979-82	103	784	1,083	72.4
Maurice Woods, Potsdam St.	1980-82	93	559	829	67.4
Earl Keith, Stony Brook	1975-76, 78-79	94	777	1,161	66.9
Dan Rush, Bridgewater (Va.)	1992-95	102	712	1,069	66.6
Wade Gugino, Hope	1989-92	97	664	1,010	65.7
David Otte, Simpson	1992-95	76	549	840	65.4
Rick Batt, UC San Diego	1989-92	106	558	855	65.2
Kevin Ryan, TCNJ	1987-90	102	619	955	64.8
Greg Kemp, Aurora	1991-94	102	680	1,051	64.7
Scott Baxter, Capital	1988-91	104	505	782	64.6
Paul Rich, Geneseo St.	1978-81	88	452	700	64.6
Nate Thomas, Neb. Wesleyan	1995-98	98	497	772	64.4
Tod Hart, Ithaca	1980-83	97	726	1,133	64.1
Tony Seay, Averett	1989-90	55	465	726	64.0
John Ellenwood, Wooster	1997-00	98	442	692	63.9
Jeff Gibbs, Otterbein	1999-02	109	758	1,188	63.8
Dick Hempy, Otterbein	1984-87	112	923	1,447	63.8
John Wassenbergh, St. Joseph's (Me.)	1993-96	108	815	1,281	63.6
Jason Nickerson, Va. Wesleyan	1996-99	79	614	967	63.5
Mike Johnson, Wis.-Eau Claire	1989-91	89	402	636	63.2

*record

THREE-POINT FIELD GOALS MADE

Player, Team	Seasons	G	3FG
Jeff Clement, Grinnell	1996-99	91	*516
Steve Nordlund, Grinnell	2001-04	97	449
Chris Carideo, Widener	1992-95	103	402
Steve Diekmann, Grinnell	1992-95	85	371
Brendan Twomey, Mt. St. Mary (N.Y.)/Oneonta St.	2000, 02-04	109	362

Player, Team	Seasons	G	3FG
Matt Garvey, Bates	1994-97	95	361
Ray Wilson, UC Santa Cruz	1989-92	100	354
Ed Brands, Grinnell	1993-96	78	347
Willie Chandler, Misericordia	2000-03	110	346
Robert Hennigan, Emerson	2001-04	105	342
Steve Matthews, Emerson/Wentworth Inst.	1998-00	81	334
Chris Hamilton, Blackburn	1988-91	101	334
Scott Fitch, Geneseo St.	1990-91, 93-94	109	332
Billy Collins, Nichols	1992-95	92	331
John Estelle, Wabash	1997-00	109	328
Mark Bedell, Fisk	1994-97	94	321
Jason Valant, Colorado Col.	1990-93	103	315
Everett Foxx, Ferrum	1989-92	104	315
Nevada Smith, Bethany (W.Va.)	1999-02	105	313
Aaron Lee, Mass.-Dartmouth	1992-95	115	313
Steve Chase, St. Joseph's (Me.)	1990-93	119	311
Jim Durrell, Colby-Sawyer	1991-94	100	308
Chris Geruschat, Bethany (W.Va.)	1989-92	89	307
Tommy Doyle, Salem St.	1993-96	110	304
Ryan Knuppel, Elmhurst	1998-01	102	303

*record

THREE-POINT FIELD GOALS MADE PER GAME
(Minimum 200 three-point field goals made)

Player, Team	Seasons	G	3FG	Avg.
Jeff Clement, Grinnell	1996-99	91	*516	*5.67
Steve Nordlund, Grinnell	2001-04	97	449	4.63
Ed Brands, Grinnell	1993-96	78	347	4.45
Steve Diekmann, Grinnell	1992-95	85	371	4.36
Steve Matthews, Emerson/Wentworth Inst.	1998-00	81	334	4.12
Chris Carideo, Widener	1992-95	103	402	3.90
Matt Garvey, Bates	1994-97	95	361	3.80
Billy Collins, Nichols	1992-95	92	331	3.60
Ray Wilson, UC Santa Cruz	1989-92	100	354	3.54
Chris Geruschat, Bethany (W.Va.)	1989-92	89	307	3.45
Mark Bedell, Fisk	1994-97	94	321	3.41
Brendan Twomey, Mt. St. Mary (N.Y.)/Oneonta St.	2000, 02-04	109	362	3.32
Chris Hamilton, Blackburn	1988-91	101	334	3.31
Jeff Jones, Lycoming	1987-89	71	232	3.27
Robert Hennigan, Emerson	2001-04	105	342	3.26
Willie Chandler, Misericordia	2000-03	110	346	3.15
Darrel Lewis, Lincoln (Pa.)	1996-99	86	265	3.08
Jim Durrell, Colby-Sawyer	1991-94	100	308	3.08
Jason Valant, Colorado Col.	1990-93	103	315	3.06
Scott Fitch, Geneseo St.	1990-91, 93-94	109	332	3.05
Everett Foxx, Ferrum	1989-92	104	315	3.03
Billy Shivers, Redlands	2001-04	99	299	3.02
Josh Estelle, Wabash	1997-00	109	328	3.01
Nevada Smith, Bethany (W.Va.)	1999-02	105	313	2.98
Ryan Knuppel, Elmhurst	1998-01	102	303	2.97

*record

THREE-POINT FIELD-GOAL PERCENTAGE
(Minimum 200 three-point field goals made)

Player, Team	Seasons	G	3FG	3FGA	Pct.
Jeff Seifriz, Wis.-Whitewater	1987-89	85	217	423	*51.3
Chris Peterson, Eureka	1991-94	78	215	421	51.1
Everett Foxx, Ferrum	1989-92	104	315	630	50.0
Brad Alberts, Ripon	1989-92	95	277	563	49.2
Jeff Jones, Lycoming	1987-89	71	232	472	49.2
Troy Greenlee, DePauw	1988-91	106	232	473	49.0
David Todd, Pomona-Pitzer	1987-90	84	212	439	48.3
Al Callejas, Scranton	1998-01	90	225	466	48.3

*record

FREE-THROW PERCENTAGE
(Minimum 250 free throws made)

Player, Team	Seasons	G	FT	FTA	Pct.
Andy Enfield, Johns Hopkins	1988-91	108	431	466	*92.5
Korey Coon, Ill. Wesleyan	1997-00	109	449	492	91.3
Ryan Knuppel, Elmhurst	1998-01	102	288	317	90.9
Doug Brown, Elizabethtown	1976-80	96	252	279	90.3
Al Callejas, Scranton	1998-01	90	333	372	89.5
Tim McGraw, Hartwick	1985-88	107	330	371	88.9
Eric Jacobs, Wilkes & Scranton	1984-87	106	303	343	88.3
John Luisi, Suffolk	1999-02	105	265	300	88.3
Charles Nenick, Scranton	1994-97	98	259	294	88.1
Todd Reinhardt, Wartburg	1988-91	105	283	322	87.9
Jeff Thomas, King's (Pa.)	1989-92	110	466	532	87.6
Brian Andrews, Alfred	1984-87	101	306	350	87.4
Matt Freeseemann, Wartburg	1994-96	73	297	340	87.4

Player, Team	Seasons	G	FT	FTA	Pct.
Dave Jannuzzi, Wilkes	1997-99, 2001	112	425	487	87.3
Eric Elliott, Hope	1988-91	103	350	403	86.8
Chad Onofrio, Tufts	1993-96	100	329	379	86.8
Pat Pruitt, Albright	1989-92	87	261	301	86.7
Ryan Billet, Elizabethtown	1995-98	98	434	501	86.6
Mike Johnson, Wis.-Eau Claire	1989-91	89	421	486	86.6
Sean Fleming, Clark (Mass.)	2000-03	109	371	429	86.6
Ron Barczak, Kalamazoo	1988-91	98	360	416	86.5
Scott Smith, Salisbury	1981-85	106	290	336	86.3
Brad Howe, Capital	1997-00	100	239	277	86.3
Rick Alspach, North Park	1997-00	100	283	328	86.3

*record

REBOUND AVERAGE
(Minimum 900 rebounds)

Player, Team	Seasons	G	Reb.	Avg.
Larry Parker, Plattsburgh St.	1975-78	85	1,482	*17.4
Charles Greer, Thomas	1975-77	58	926	16.0
Willie Parr, LeMoyne-Owen	1974-76	76	1,182	15.6
Michael Smith, Hamilton	1989-92	107	*1,628	15.2
Dave Kufeld, Yeshiva	1977-80	81	1,222	15.1
Ed Owens, Hampden-Sydney	1977-80	77	1,160	15.1
Kevin Clark, Clark (Mass.)	1978-81	101	1,450	14.4
Mark Veenstra, Calvin	1974-77	89	1,260	14.2

*record

ASSISTS

Player, Team	Seasons	G	Ast.
Tennyson Whitted, Ramapo	2000-03	108	*917
Steve Artis, Chris. Newport	1990-93	112	909
Phil Dixon, Shenandoah	1993-96	103	889
Michael Crotty, Williams	2001-04	*122	819
David Genovese, Mt. St. Vincent	1992-95	107	800
Andre Bolton, Chris. Newport	1993-96	109	737
Tim Gaspar, Mass.-Dartmouth	2000-03	97	690
Matt Lucero, Austin	1998-01	99	677
Brian Nigro, Mt. St. Vincent	1997-00	99	674
Greg Dunne, Nazareth	1996-99	106	671
Moses Jean-Pierre, Plymouth St.	1991-94	109	669
Mike Rhoades, Lebanon Valley	1992-95	114	668
Lance Andrews, N.J. Inst. of Tech.	1990-93	113	664
Dennis Jacobi, Bowdoin	1989-92	93	662
Tim Lawrence, Maryville (Tenn.)	1989-92	106	660
Pat Skerry, Tufts	1989-92	95	650
Eric Prendeville, Salisbury	1996-99	107	641
Eric Johnson, Coe	1989-92	90	637
John Snyder, King's (Pa.)	1989-92	107	631
Jason Saurbaugh, York (Pa.)	1997-00	101	624
Sammy Briggs, Catholic	1994-97	103	621
Anthony Robinson, Wittenberg	1993-96	117	618
Jerry Dennis, Otterbein	1989-92	118	613

*record

ASSIST AVERAGE
(Minimum 550 assists)

Player, Team	Seasons	G	Ast.	Avg.
Phil Dixon, Shenandoah	1993-96	103	889	*8.6
Tennyson Whitted, Ramapo	2000-03	108	*917	8.5
Steve Artis, Chris. Newport	1990-93	112	909	8.1
David Genovese, Mt. St. Vincent	1992-95	107	800	7.5
Kevin Root, Eureka	1989-91	81	579	7.1
Dennis Jacobi, Bowdoin	1989-92	93	662	7.1
Tim Gaspar, Mass.-Dartmouth	2000-03	97	690	7.1
Eric Johnson, Coe	1989-92	90	637	7.1
Nathan Reeves, York (N.Y.)	1994-97	81	572	7.1
Pat Skerry, Tufts	1989-92	95	650	6.8
Matt Lucero, Austin	1998-01	99	677	6.8
Brian Nigro, Mt. St. Vincent	1997-00	99	674	6.8
Andre Bolton, Chris. Newport	1993-96	109	737	6.8
Michael Crotty, Williams	2001-04	*122	819	6.7
Tony Wyzard, Emerson-MCA	1992-95	90	604	6.7
Greg Dunne, Nazareth	1996-99	106	671	6.3
Tim Lawrence, Maryville (Tenn.)	1989-92	106	660	6.2
Jason Saurbaugh, York (Pa.)	1997-00	101	624	6.2
Kevin Clipperton, Upper Iowa	1994-97	99	610	6.2
Moses Jean-Pierre, Plymouth St.	1991-94	109	669	6.1
Paul Ferrell, Guilford	1991-94	99	607	6.1
Eric Prendeville, Salisbury	1996-99	107	641	6.0
Sammy Briggs, Catholic	1994-97	103	621	6.0

*record

BLOCKED SHOTS

Player, Team	Seasons	G	Blk.
Ira Nicholson, Mt. St. Vincent	1994-97	100	*576
Antoine Hyman, Keuka	1994-97	101	440
Andrew South, N.J. Inst. of Tech.	1993-95	80	344
Neil Edwards, York (N.Y.)	1998-00	55	337
Steve Juskin, Frank. & Marsh.	2001-04	114	330
Mike Mientus, Allentown	1994-97	87	324
Arthur Hatch, Methodist	2001-04	97	321
Johnny Woods, Wesley	1999-02	78	319
Antonio Ramos, Clarke	2001-03	77	318
Terry Gray, Chris. Newport	2000-03	104	300
Jarriott Rook, Washington (Mo.)	2000-03	107	285
Jason Alexander, Catholic	1995-98	107	283
Jeremy Putman, Dubuque	1993-96	99	274
Matt Hilleary, Catholic	2000-03	118	273
Terry Thomas, Chris. Newport	1993-96	113	271
Ken LaFlamme, Emerson-MCA	1994-97	91	269
David Apple, Averett	1998-00	76	268
John Bunch, Lincoln (Pa.)#	2003-04	48	265
Don Overbeek, Hope	2000-03	100	264
Tory Black, N.J. Inst. of Tech.	1995-96	53	261
Badou Gaye, Gwynedd-Mercy#	2002-04	77	258
Kris Silveria, Salem St.	1995-98	112	254
Ryan Gorman, Wooster	1996-99	112	253
Tyrone Bennett, Methodist	1994-97	101	253
Michael Lynch, Roger Williams	1998-01	106	248

*record, #active player

BLOCKED-SHOT AVERAGE

(Minimum 175 blocked shots)

Player, Team	Seasons	G	Blk.	Avg.
Neil Edwards, York (N.Y.)	1998-00	55	337	*6.13
Ira Nicholson, Mt. St. Vincent	1994-97	100	576	5.76
Tory Black, N.J. Inst. of Tech.	1995-96	53	261	4.92
Antoine Hyman, Keuka	1994-97	101	440	4.36
Andrew South, N.J. Inst. of Tech.	1993-95	80	344	4.30
Antonio Ramos, Clarke	2001-03	77	318	4.13
Johnny Woods, Wesley	1999-02	78	319	4.09
Mike Mientus, Allentown	1994-97	87	324	3.72
Steve Butler, Chris. Newport	1997-98	55	196	3.56
David Apple, Averett	1998-00	76	268	3.53
Arthur Hatch, Methodist	2001-04	97	321	3.31
Ken LaFlamme, Emerson-MCA	1994-97	91	269	2.96
Steve Juskin, Frank. & Marsh.	2001-04	114	330	2.89
Terry Gray, Chris. Newport	2000-03	104	300	2.88
Jeremy Putman, Dubuque	1993-96	99	274	2.77
Mike Brown, Clark (Mass.)	1997-00	71	195	2.75
Jarriott Rook, Washington (Mo.)	2000-03	107	285	2.66
Jason Alexander, Catholic	1995-98	107	283	2.64
Don Overbeek, Hope	2000-03	100	264	2.64
Kyle McNamar, Curry	2000-03	93	243	2.61
Robert Clyburn, Kean	1993-95	77	201	2.61
Tyrone Bennett, Methodist	1994-97	101	253	2.50
Jeff Manning, Curry	1993-95	74	184	2.49
Terry Thomas, Chris. Newport	1993-96	113	271	2.40

*record

STEALS

Player, Team	Seasons	G	Stl.
Tennyson Whitted, Ramapo	2000-03	108	*448
John Gallagly, Salve Regina	1995-98	98	413
Daniel Martinez, McMurry	1998-00	76	380
Ivo Moyano, Polytechnic (N.Y.)	1994-97	87	368
Benny West, Howard Payne	2001-04	98	363
Eric Bell, New Paltz St.	1993-96	94	355
Scott Clarke, Ulica	1993-96	96	346
Ricky Hollis, Brockport St.	1999-02	90	322
Greg Dean, Concordia-M'head	1995-97	75	307
Tom Roeder, St. Joseph's (N.Y.)	1999-02	98	303
Moses Jean-Pierre, Plymouth St.	1993-94	55	303
Joel Holstege, Hope	1995-98	118	301
Mario Thompson, Occidental	1999-01	71	300
Darrell Lewis, Lincoln (Pa.)	1996-99	86	298
Henry Shannon, Maryville (Mo.)	1996-99	106	292
B.J. Reilly, Montclair St.	1997-00	101	287
Damien Hunter, Alvernia	1995-98	110	287
Keith Poppo, Amherst	1993-96	98	283
Carl Cochran, Richard Stockton	1994-97	113	281
Kevin Weakly, Otterbein	1996-99	104	277
Terrence Stewart, Rowan	1993-96	113	277
Brendan Twomey, Mt. St. Mary (N.Y.)/Oneonta St.	2000, 02-04	109	274
Clarence Pierce, N.J. Inst. of Tech.	1993-96	102	273
Ben Hoffmann, Wis.-Platteville	1995-98	109	270
Dave Eshaya, Aurora	1995-98	101	265

*record

STEAL AVERAGE

(Minimum 175 steals)

Player, Team	Seasons	G	Stl.	Avg.
Moses Jean-Pierre, Plymouth St.	1993-94	55	303	*5.51
Daniel Martinez, McMurry	1998-00	76	380	5.00
Ivo Moyano, Polytechnic (N.Y.)	1994-97	87	368	4.23
Mario Thompson, Occidental	1999-01	71	300	4.23
John Gallagly, Salve Regina	1995-98	98	413	4.21
Tennyson Whitted, Ramapo	2000-03	108	*448	4.15
Greg Dean, Concordia-M'head	1995-97	75	307	4.09
Rodney Lusain, UC San Diego	1993-94	50	193	3.86
Eric Bell, New Paltz St.	1993-96	94	355	3.78
Benny West, Howard Payne	2001-04	98	363	3.70
David Brown, Westfield St.	1993-95	53	193	3.64
Scott Clarke, Ulica	1993-96	96	346	3.60
Ricky Hollis, Brockport St.	1999-02	90	322	3.58
Gerald Garlic, Goucher	1993-95	70	244	3.49
Darrel Lewis, Lincoln (Pa.)	1996-99	86	298	3.47
Shuron Woodyard, Villa Julie	1995-97	73	238	3.26
Shawn McCarthy, Hunter	1993-95	81	261	3.22
Carl Small, Cornell College	1993-95	69	222	3.22
Horace Jenkins, Wm. Paterson	1998-01	82	263	3.21
Tom Roeder, St. Joseph's (N.Y.)	1999-02	98	303	3.09
Deron Black, Allegheny	1993-96	78	240	3.08
Reuben Reyes, Salve Regina	1993-95	74	226	3.05
Ernie Peavy, Wis.-Platteville	1993-95	87	264	3.03

*record

Annual Individual Champions

Scoring Average

Season	Player, Team	G	FG	FT	Pts.	Avg.
1974	Dana Wilson, Husson	20	288	122	698	34.9
1975	Dwain Govan, Bishop	29	392	179	963	33.2
1976	Rickey Sutton, Lyndon St.	14	207	93	507	36.2
1977	Rickey Sutton, Lyndon St.	16	223	112	558	34.9
1978	John Atkins, Knoxville	25	340	103	783	31.3
1979	Scott Rogers, Kenyon	24	289	109	687	28.6
1980	Ray Buckland, Mass.-Boston	25	271	153	695	27.8
1981	Gerald Reece, William Penn	27	306	145	757	28.0
1982	Ashley Cooper, Ripon	22	256	89	601	27.3
1983	Shannon Lilly, Bishop	26	345	218	908	34.9
1984	Mark Van Valkenburg, Framingham St.	25	312	133	757	30.3
1985	Adam St. John, Maine Maritime	18	193	135	521	28.9
1986	John Saintignon, UC Santa Cruz	22	291	104	686	31.2

Season	Player, Team	G	FG	3FG	FT	Pts.	Avg.
1987	Rod Swartz, Hiram	23	232	78	133	675	29.3
1988	Matt Hancock, Colby	27	275	56	247	853	31.6
1989	Greg Grant, TCNJ	32	387	76	194	*1,044	32.6
1990	Grant Glover, Rust	23	235	1	164	635	27.6
1991	Andre Foreman, Salisbury	29	350	39	175	914	31.5
1992	Jeff deLaveaga, Cal Lutheran	28	258	122	187	825	29.5
1993	Dave Shaw, Drew	23	210	74	169	663	28.8
1994	Steve Diekmann, Grinnell	21	250	117	106	723	34.4
1995	Steve Diekmann, Grinnell	20	223	137	162	745	*37.3
1996	Ed Brands, Grinnell	24	260	158	136	814	33.9
1997	Mark Bedell, Fisk	19	177	97	88	539	28.4
1998	Jeff Clement, Grinnell	22	238	*186	84	746	33.9
1999	Jeff Clement, Grinnell	22	217	166	121	721	32.8
2000	Willie Chandler, Misericordia	27	249	92	114	704	26.1
2001	Willie Chandler, Misericordia	26	271	96	125	763	29.3
2002	Patrick Glover, Johnson St.	24	237	28	147	649	27.0
2003	Patrick Glover, Johnson St.	26	269	37	188	763	29.3
2004	Dennis Stanton, Ursinus	27	261	140	217	879	32.6

*record

Field-Goal Percentage

Season	Player, Team	G	FG	FGA	Pct.
1974	Fred Waldstein, Wartburg.....	28	163	248	65.7
1975	Dan Woodard, Elizabethtown.....	23	190	299	63.5
1976	Paul Merlis, Yeshiva.....	21	145	217	66.8
1977	Brent Cawelti, Trinity (Conn.).....	20	107	164	65.2
1978	Earl Keith, Stony Brook.....	29	228	322	70.8
1979	Ed Owens, Hampden-Sydney.....	24	140	192	72.9
1980	E.D. Schechterley, Lynchburg.....	25	184	259	71.0
1981	Tony Rychlec, Mass. Maritime.....	25	233	311	74.9
1982	Pete Metzelaars, Wabash.....	28	271	360	75.3
1983	Mike Johnson, Drew.....	23	138	205	67.3
1984	Mark Van Valkenburg, Framingham St.....	25	312	467	66.8
1985	Reinout Brugman, Muhlenberg.....	26	176	266	66.2
1986	Oliver Kyler, Frostburg St.....	28	183	266	68.8
1987	Tim Ervin, Albion.....	21	127	194	65.5
1988	Matt Strong, Hope.....	27	163	232	70.3
1989	Kevin Ryan, TCNJ.....	32	246	345	71.3
1990	Bill Triplett, N.J. Inst. of Tech.....	28	169	237	71.3
1991	Scott Baxter, Capital.....	26	164	226	72.6
1992	Brett Grebing, Redlands.....	23	125	176	71.0
1993	Jim Leibel, St. Thomas (Minn.).....	28	141	202	69.8
1994	Travis Weiss, St. John's (Minn.).....	26	160	209	*76.6
1995	Justin Wilkins, Neb. Wesleyan.....	28	163	237	68.8
1996	Jason Light, Emory & Henry.....	25	207	294	70.4
1997	Jason Hayes, Marietta.....	25	184	271	67.9
1998	Lonnie Walker, Alvernia.....	27	165	237	69.6
1999	Jason Nickerson, Va. Wesleyan.....	26	242	363	66.7
2000	Jack Jirak, Hampden-Sydney.....	28	147	220	66.8
2001	John Thomas, Fontbonne.....	22	157	223	70.4
2002	Omar Warthen, Neumann.....	27	135	202	66.8
2003	Aaron Marshall, St. Lawrence.....	27	206	305	67.5
2004	Jon Konzelman, Baptist Bible (Pa.).....	26	144	212	67.9

*record

Three-Point Field Goals Made Per Game

Season	Player, Team	G	3FG	Avg.
1987	Scott Fearrin, MacMurray.....	25	96	3.8
1988	Jeff Jones, Lycoming.....	23	97	4.2
1989	Brad Block, Aurora.....	26	112	4.3
1990	Chris Hamilton, Blackburn.....	24	109	4.5
1991	Chris Jans, Loras.....	25	133	5.3
1992	Jeff deLaveaga, Cal Lutheran.....	28	122	4.4
1993	Mike Connelly, Catholic.....	27	111	4.1
1994	Steve Diekmann, Grinnell.....	21	117	5.6
1995	Steve Diekmann, Grinnell.....	20	137	6.8
1996	Ed Brands, Grinnell.....	24	158	6.6
1997	Jeff Clement, Grinnell.....	22	113	5.1
1998	Jeff Clement, Grinnell.....	22	*186	*8.5
1999	Jeff Clement, Grinnell.....	22	166	7.5
2000	Woody Piirto, Grinnell.....	20	87	4.3
2001	Nevada Smith, Bethany (W.Va.).....	26	101	3.9
2002	Steve Nordlund, Grinnell.....	24	137	5.7
2003	Steve Nordlund, Grinnell.....	28	119	4.8
2004	Billy Shivers, Redlands.....	25	153	6.1

*record

Three-Point Field-Goal Percentage

Season	Player, Team	G	3FG	3FGA	Pct.
1987	Chris Miles, N.J. Inst. of Tech.....	26	41	65	63.1
1988	Ray Magee, Richard Stockton.....	26	41	71	57.7
1989	Reggie James, N.J. Inst. of Tech.....	29	59	88	*67.0
1990	Matt Miota, Lawrence.....	22	33	54	61.1
1991	Mike Bachman, Alma.....	26	46	76	60.5
1992	John Kmack, Plattsburgh St.....	26	44	84	52.4
1993	Brad Apple, Greensboro.....	26	49	91	53.8
1994	Trever George, Coast Guard.....	23	38	72	52.8
1995	Tony Frieden, Manchester.....	32	58	107	54.2
1996	Joey Bigler, John Carroll.....	27	54	111	48.6
1997	Andy Strommen, Chicago.....	27	49	93	52.7
1998	Pat Maloney, Catholic.....	29	59	114	51.8
1999	Al Callejas, Scranton.....	26	66	122	54.1
2000	Brett Lively, Mary Washington.....	20	40	78	51.3
2001	Bryan Bertola, Lake Forest.....	23	58	110	52.7
2002	Doug Schneider, Pitt-Bradford.....	28	78	143	54.5
2003	Jeremy Currier, Endicott.....	28	74	144	51.4
2004	Landon Lewis, Chapman.....	24	84	159	52.8

*record



Photo by Concordia-Moorhead Sports Information

Concordia-Moorhead's Joe Bueckers (with ball) missed only four free throws out of 75 attempts last year to lead Division III in free-throw percentage.

Free-Throw Percentage

Season	Player, Team	G	FT	FTA	Pct.
1974	Bruce Johnson, Plymouth St.....	17	73	81	90.1
1975	Harold Howard, Austin.....	24	83	92	90.2
1976	Tim Mieure, Hamline.....	25	88	95	92.6
1977	Mike Scheib, Susquehanna.....	22	80	85	94.1
1978	Jerry Prestier, Baldwin-Wallace.....	25	125	134	93.3
1979	Joe Purcell, King's (Pa.).....	26	66	71	93.0
1980	David Whiteside, UNC Greensboro.....	28	120	132	90.9
1981	Jim Cooney, Elmhurst.....	26	65	72	90.3
1982	Shannon Lilly, Bishop.....	22	142	153	92.8
1983	Mike Sain, Eureka.....	26	66	72	91.7
1984	Chris Genian, Redlands.....	24	71	78	91.0
1985	Bob Possehl, Coe.....	22	59	65	90.8
1986	Eric Jacobs, Scranton.....	29	81	87	93.1
1987	Chris Miles, N.J. Inst. of Tech.....	26	70	76	92.1
1988	Jeff Bowers, Southern Me.....	29	95	102	93.1
1989	Yudi Teichman, Yeshiva.....	21	119	125	95.2
1990	Todd Reinhardt, Wartburg.....	26	91	98	92.9
1991	Andy Enfield, Johns Hopkins.....	29	123	129	95.3
1992	Chris Carideo, Widener.....	26	80	84	95.2
1993	Jim Durrell, Colby-Sawyer.....	25	67	72	93.1
1994	Jason Prenevost, Middlebury.....	22	60	64	93.8
1995	Matt Freeseemann, Wartburg.....	24	128	138	92.8
1996	Charlie Nanick, Scranton.....	25	96	103	93.2
1997	Mark Giovino, Babson.....	28	86	91	94.5
1998	Chance Young, Manchester.....	25	65	68	95.6
1999	Ryan Eklund, Wis.-La Crosse.....	26	80	87	92.0
2000	Korey Coon, Ill. Wesleyan.....	25	157	163	*96.3
2001	Derrick Rogers, Averett.....	27	72	77	93.5
2002	Jason Luisi, Suffolk.....	28	87	94	92.6
2003	Nick Wilkins, Coe.....	26	66	69	95.7
2004	Joe Bueckers, Concordia-M'head.....	26	71	75	94.7

*record

Rebound Average

Season	Player, Team	G	Reb.	Avg.
1974	Fred Petty, Southern N.H.....	22	436	19.8
1975	Larry Parker, Plattsburgh St.....	23	430	18.7
1976	Joe Manley, Bowie St.....	29	*579	*20.0
1977	Larry Williams, Pratt.....	24	457	19.0
1978	John Jordan, Southern Me.....	29	536	18.5
1979	Dave Kufeld, Yeshiva.....	20	355	17.8
1980	Dave Kufeld, Yeshiva.....	20	353	17.7
1981	Kevin Clark, Clark (Mass.).....	27	465	17.2
1982	Len Washington, Mass.-Boston.....	23	361	15.7
1983	Luis Frias, Anna Maria.....	23	320	13.9
1984	Joe Weber, Aurora.....	27	370	13.7
1985	Albert Wells, Rust.....	22	326	14.8
1986	Russell Thompson, Westfield St.....	22	338	15.4
1987	Randy Gorniak, Penn St.-Behrend.....	25	410	16.4
1988	Mike Nelson, Hamilton.....	26	349	13.4

Season	Player, Team	G	Reb.	Avg.
1989	Clinton Montford, Methodist.....	27	459	17.0
1990	Michael Stubbs, Trinity (Conn.).....	22	398	18.1
1991	Mike Smith, Hamilton.....	27	435	16.1
1992	Jeff Black, Fitchburg St.	22	363	16.5
1993	Steve Lemmer, Hamilton.....	27	404	15.0
1994	Chris Sullivan, St. John Fisher.....	23	319	13.9
1995	Scott Suhr, Milwaukee Engr.	25	349	14.0
1996	Craig Jones, Rochester Inst.	26	363	14.0
1997	Lonnie Walker, Alvernia.....	32	430	13.4
1998	Adam Doll, Simpson.....	25	366	14.6
1999	Anthony Peebles, Montclair St.	24	345	14.4
2000	Jeff Gibbs, Otterbein.....	23	307	13.3
2001	Jeff Gibbs, Otterbein.....	25	390	15.6
2002	Jeff Gibbs, Otterbein.....	32	523	16.3
2003	Jed Johnson, Maine Maritime.....	25	414	16.6
2004	Matt Clement, Maine Maritime.....	19	303	15.9

*record

Assist Average

Season	Player, Team	G	Ast.	Avg.
1989	Robert James, Kean.....	27	*391	*13.5
1990	Albert Kirchner, Mt. St. Vincent.....	24	267	11.1
1991	Eric Johnson, Coe.....	24	238	9.9
1992	Edgar Loera, La Verne.....	23	202	8.8
1993	David Genovese, Mt. St. Vincent.....	27	237	8.8
1994	Phil Dixon, Shenandoah.....	26	253	9.7
1995	Joe Marcotte, N.J. Inst. of Tech.....	30	292	9.7
1996	Andre Bolton, Chris. Newport.....	30	289	9.6
1997	Deshone Bond, Stillman.....	25	235	9.4
1998	David Rubin, Hobart.....	25	237	9.5
1999	Tim Kelly, Pacific Lutheran.....	25	214	8.6
2000	Daniel Martinez, McMurry.....	29	229	7.9
2001	Jimmy Driggs, Hamilton.....	25	213	8.5
2002	Tennyson Whitted, Ramapo.....	29	319	11.0
2003	Tennyson Whitted, Ramapo.....	30	253	8.4
2004	Michael Crotty, Williams.....	32	249	7.8

*record

Blocked-Shot Average

Season	Player, Team	G	Stl.	Avg.
1993	Matt Cusano, Scranton.....	29	145	5.0
1994	Andrew South, N.J. Inst. of Tech.	27	128	4.7
1995	Ira Nicholson, Mt. St. Vincent.....	28	188	6.7
1996	Ira Nicholson, Mt. St. Vincent.....	27	163	6.0
1997	Tory Black, N.J. Inst. of Tech.	26	*198	*7.6
1998	Tony Seehase, Upper Iowa.....	23	89	3.9
1999	Neil Edwards, York (N.Y.).....	26	144	5.5
2000	Neil Edwards, York (N.Y.).....	26	193	7.4
2001	Johnny Woods, Wesley.....	22	101	4.6
2002	Kyle McNamar, Curry.....	25	107	4.3
2003	John Bunch, Lincoln (Pa.).....	23	92	4.0
2004	John Bunch, Lincoln (Pa.).....	25	173	6.9

*record

Steal Average

Season	Player, Team	G	Stl.	Avg.
1993	Moses Jean-Pierre, Plymouth St.	25	114	4.6
1994	Moses Jean-Pierre, Plymouth St.	30	*189	*6.3
1995	Barry Aranoff, Yeshiva.....	22	121	5.5
1996	Purvis Presha, Stillman.....	25	144	5.8
1997	John Gallogly, Salve Regina.....	24	137	5.7
1998	John Gallogly, Salve Regina.....	23	121	5.3
1999	Mario Thompson, Occidental.....	24	114	4.8
2000	Daniel Martinez, McMurry.....	29	178	6.1
2001	Keith Darden, Concordia-Austin.....	24	111	4.6
2002	Tennyson Whitted, Ramapo.....	29	138	4.8
2003	Benny West, Howard Payne.....	24	99	4.1
2004	Benny West, Howard Payne.....	25	116	4.6

*record

Annual Team Champions

Won-Lost Percentage

Season	Team	Won	Lost	Pct.
1974	Calvin.....	21	2	.913
1975	Calvin.....	22	1	.957
1976	Husson.....	25	1	.961
1977	Mass.-Boston.....	25	3	.893
1978	North Park.....	29	2	.935
1979	Stony Brook.....	24	3	.889
1980	Franklin Pierce.....	29	2	.935
1981	Potsdam St.	30	2	.938
1982	St. Andrews.....	27	3	.900
1983	Roanoke.....	31	2	.939
1984	Roanoke.....	27	2	.931
1985	Colby.....	22	3	.880
1986	Potsdam St.	32	0	1.000
1987	Potsdam St.	28	1	.966
1988	Scranton.....	29	3	.906
1989	TCNJ.....	30	2	.938
1990	Colby.....	26	1	.963
1991	Hamilton.....	26	1	.963
1992	Calvin.....	31	1	.969
1993	Rowan.....	29	2	.935
1994	Wittenberg.....	30	2	.938
1995	Wis.-Platteville.....	31	0	1.000
1996	Wilkes.....	28	2	.933
1997	Ill. Wesleyan.....	29	2	.935
1998	Wis.-Platteville.....	30	0	1.000
1999	Connecticut Col.	28	1	.966
2000	Calvin.....	30	2	.938
2001	Mass.-Dartmouth.....	25	3	.893
2002	Carthage.....	28	2	.933
2003	Williams.....	31	1	.969
2004	Williams.....	30	2	.938

Scoring Offense

Season	Team	G	W-L	Pts.	Avg.
1974	Bishop.....	26	14-12	2,527	97.2
1975	Bishop.....	29	25-4	2,932	101.1
1976	Husson.....	26	25-1	2,567	98.7
1977	Mercy.....	25	16-9	2,587	103.5
1978	Mercy.....	26	16-10	2,602	100.1
1979	Ashland.....	25	14-11	2,375	95.0
1980	Franklin Pierce.....	31	29-2	3,073	99.1
1981	Husson.....	23	20-3	2,173	94.5
1982	Husson.....	26	19-7	2,279	87.7
1983	Bishop.....	26	18-8	2,529	97.3
1984	St. Joseph's (Me.).....	29	24-5	2,666	91.9
1985	St. Joseph's (Me.).....	30	22-8	2,752	91.7
1986	St. Joseph's (Me.).....	30	26-4	2,837	94.6
1987	Bishop.....	26	13-13	2,534	97.5
1988	St. Joseph's (Me.).....	29	20-9	2,785	96.0
1989	Redlands.....	25	15-10	2,507	100.3
1990	Salisbury.....	27	14-13	2,822	104.5
1991	Redlands.....	26	15-11	2,726	104.8
1992	Redlands.....	25	18-7	2,510	100.4
1993	Salisbury.....	26	18-8	2,551	98.1
1994	Grinnell.....	21	13-8	2,297	109.4
1995	Grinnell.....	21	14-7	2,422	115.3
1996	Grinnell.....	25	17-8	2,587	103.5
1997	Grinnell.....	22	10-12	2,254	102.5
1998	Grinnell.....	22	10-12	2,434	110.6
1999	Grinnell.....	22	11-11	2,509	114.0
2000	Grinnell.....	21	6-15	2,175	103.6
2001	Grinnell.....	24	16-8	2,837	118.2
2002	Grinnell.....	24	12-12	2,997	124.9
2003	Grinnell.....	25	19-6	*3,119	124.8
2004	Grinnell.....	24	18-6	3,029	*126.2

*record

Scoring Defense

Season	Team	G	W-L	Pts.	Avg.
1974	Fredonia St.	22	13-9	1,049	47.7
1975	Chicago	15	9-6	790	52.7
1976	Fredonia St.	23	10-13	1,223	53.2
1977	Hamline	30	22-8	1,560	52.0
1978	Widener	31	26-5	1,693	54.6
1979	Coast Guard	24	21-3	1,160	48.3
1980	John Jay	27	10-17	1,411	52.3
1981	Wis.-Stevens Point	26	19-7	1,394	53.6
1982	Wis.-Stevens Point	28	22-6	1,491	53.3
1983	Ohio Northern	26	18-8	1,379	53.0
1984	Wis.-Stevens Point	32	28-4	1,559	48.7
1985	Wis.-Stevens Point	30	25-3	1,438	47.9
1986	Widener	27	15-12	1,356	50.2
1987	Muskingum	27	16-11	1,454	53.9
1988	Ohio Northern	30	21-9	1,734	57.8
1989	Wooster	28	21-7	1,600	57.1
1990	Randolph-Macon	29	24-5	1,646	56.8
1991	Ohio Northern	27	14-13	1,508	55.9
1992	Wittenberg	29	23-6	1,651	56.9
1993	St. Thomas (Minn.)	28	19-9	1,599	57.1
1994	Yeshiva	22	12-10	1,308	59.5
1995	Johnson St.	26	15-11	1,559	60.0
1996	Upper Iowa	26	21-5	1,500	57.7
1997	Wis.-Platteville	27	24-3	1,283	*47.5
1998	Wis.-Platteville	30	30-0	1,552	51.7
1999	Rowan	27	25-2	1,549	57.4
2000	Baruch	28	19-9	1,639	58.5
2001	Cortland St.	28	21-7	1,678	59.9
2002	Babson	30	25-5	1,693	56.4
2003	Randolph-Macon	30	28-2	1,599	53.3
2004	Penn St.-Behrend	26	22-4	1,366	52.5

*record

Scoring Margin

Season	Team	Off.	Def.	Mar.
1974	Fisk	83.3	65.7	17.6
1975	Monmouth (Ill.)	83.9	66.0	17.9
1976	Husson	98.7	67.6	*31.1
1977	Husson	101.2	78.6	22.6
1978	Stony Brook	86.6	68.7	17.9
1979	North Park	84.4	67.3	17.1
1980	Franklin Pierce	99.1	76.5	22.6
1981	Husson	94.5	70.1	24.4
1982	Hope	83.9	70.0	13.8
1983	Trinity (Conn.)	79.8	61.4	18.4
1984	Wis.-Stevens Point	68.4	48.7	19.7
1985	Hope	85.4	66.0	19.4
1986	Potsdam St.	81.5	57.3	24.2
1987	N.J. Inst. of Tech.	90.8	63.9	26.9
1988	Cal St. San B'dino	89.4	69.4	20.0
1989	TCNJ	92.3	68.5	23.8
1990	Colby	94.7	71.9	22.8
1991	Hamilton	89.8	66.2	23.6
1992	N.J. Inst. of Tech.	95.0	73.4	21.6
1993	N.J. Inst. of Tech.	90.4	65.7	24.7
1994	Rowan	89.6	64.4	25.3
1995	Colby-Sawyer	94.4	71.7	22.6
1996	Cabrini	89.4	67.6	21.8
1997	Williams	83.6	62.5	21.0
1998	Wis.-Platteville	73.9	51.7	22.2
1999	Hampden-Sydney	84.2	62.3	21.9
2000	Hampden-Sydney	88.2	66.4	21.8
2001	Chapman	81.2	63.4	17.9
2002	Brockport St.	84.5	64.9	19.6
2003	Williams	83.1	62.4	20.7
2004	Amherst	87.1	66.3	20.8

*record

Field-Goal Percentage

Season	Team	FG	FGA	Pct.
1974	Muskingum	560	1,056	53.0
1975	Savannah St.	1,072	1,978	54.2
1976	Stony Brook	778	1,401	55.5
1977	Stony Brook	842	1,455	57.9
1978	Stony Brook	1,033	1,721	*60.0

Season	Team	FG	FGA	Pct.
1979	Stony Brook	980	1,651	59.4
1980	Framingham St.	924	1,613	57.3
1981	Averett	845	1,447	58.4
1982	Lebanon Valley	608	1,098	55.4
1983	Bishop	1,037	1,775	58.4
1984	Framingham St.	849	1,446	58.7
1985	Me.-Farmington	751	1,347	55.8
1986	Frostburg St.	971	1,747	55.6
1987	N.J. Inst. of Tech.	969	1,799	53.9
1988	Rust	878	1,493	58.8
1989	Bridgewater (Va.)	650	1,181	55.0
1990	Wartburg	792	1,474	53.7
1991	Otterbein	1,104	2,050	53.9
1992	Bridgewater (Va.)	706	1,315	53.7
1993	St. John's (Minn.)	744	1,415	52.6
1994	Oglethorpe	774	1,491	51.9
1995	Simpson	892	1,627	54.8
1996	Simpson	946	1,749	54.1
1997	Neb. Wesleyan	968	1,834	52.8
1998	Ill. Wesleyan	843	1,546	54.5
1999	Lebanon Valley	751	1,445	52.0
2000	Franklin	814	1,577	51.6
2001	St. John's (Minn.)	772	1,471	52.5
2002	Wis.-Oshkosh	784	1,500	52.3
2003	Wis.-Oshkosh	849	1,600	53.1
2004	Chapman	648	1,266	51.2

*record

Field-Goal Percentage Defense

Season	Team	FG	FGA	Pct.
1978	Grove City	589	1,477	39.9
1979	Coast Guard	464	1,172	39.6
1980	Calvin	552	1,364	40.5
1981	Wittenberg	670	1,651	40.6
1982	Tufts	622	1,505	41.3
1983	Trinity (Conn.)	580	1,408	41.2
1984	Widener	617	1,557	39.6
1985	Colby	679	1,712	39.7
1986	Widener	531	1,344	39.5
1987	Widener	608	1,636	37.2
1988	Rust	603	1,499	40.2
1989	Wooster	595	1,563	38.1
1990	Rochester	760	1,990	38.2
1991	Hamilton	679	1,771	38.3
1992	Scranton	589	1,547	38.1
1993	Scranton	659	1,806	36.5
1994	Lebanon Valley	708	1,925	36.8
1995	New Jersey City	702	1,897	37.0
1996	Bowdoin	569	1,482	38.4
1997	N.J. Inst. of Tech.	572	1,565	36.5
1998	Rhodes	552	1,488	37.1
1999	Grove City	533	1,469	36.3
2000	Baruch	608	1,689	*36.0
2001	Endicott	575	1,569	36.6
2002	Rowan	503	1,377	36.5
2003	Trinity (Tex.)	589	1,587	37.1
2004	Kean	517	1,398	37.0

*record

Three-Point Field Goals Made Per Game

Season	Team	G	3FG	Avg.
1987	Grinnell	22	166	7.5
1988	Southern Me.	29	233	8.0
1989	Redlands	25	261	10.4
1990	Augsburg	25	266	10.6
1991	Redlands	26	307	11.8
1992	Catholic	26	335	12.9
1993	Anna Maria	27	302	11.2
1994	Grinnell	21	297	14.1
1995	Grinnell	21	368	17.5
1996	Grinnell	25	415	16.6
1997	Grinnell	22	367	16.7
1998	Grinnell	22	406	18.5
1999	Grinnell	22	436	19.8
2000	Grinnell	21	353	16.8
2001	Grinnell	24	443	18.5
2002	Grinnell	24	490	20.4
2003	Grinnell	25	522	20.9
2004	Redlands	25	*585	23.4

*record

Three-Point Field-Goal Percentage

Season	Team	G	3FG	3FGA	Pct.
1987	Mass.-Dartmouth	28	102	198	51.5
1988	Richard Stockton	26	122	211	57.8
1989	N.J. Inst. of Tech.	29	124	200	*62.0
1990	Western New Eng.	26	85	167	50.9
1991	Ripon	26	154	331	46.5
1992	Dickinson	27	126	267	47.2
1993	DePauw	26	191	419	45.6
1994	Eureka	31	317	646	49.1
1995	Manchester	32	222	487	45.6
1996	John Carroll	27	169	388	43.6
1997	Williams	30	235	507	46.4
1998	Franklin	29	168	390	43.1
1999	Union (N.Y.)	25	233	512	45.5
2000	Franklin	28	195	467	41.8
2001	Albion	25	192	417	46.0
2002	Gordon	27	262	590	44.4
2003	Wis.-Oshkosh	32	229	532	43.0
2004	Ill. Wesleyan	28	201	458	43.9

*record

Free-Throw Percentage

Season	Team	FT	FTA	Pct.
1974	Lake Superior St.	369	461	80.0
1975	Muskingum	298	379	78.6
1976	Case Reserve	266	343	77.6
1977	Hamilton	491	640	76.7
1978	Case Reserve	278	351	79.2
1979	Marietta	364	460	79.1
1980	Denison	377	478	78.9
1981	Ripon	378	494	76.5
1982	Otterbein	458	589	77.8
1983	DePauw	368	475	77.5
1984	Redlands	426	534	79.8
1985	Wis.-Stevens Point	363	455	79.8
1986	Heidelberg	375	489	76.7
1987	Denison	442	560	78.9
1988	Capital	377	473	79.7
1989	Colby	464	585	79.3
1990	Colby	485	605	80.2
1991	Warburg	565	711	79.5
1992	Thiel	393	491	80.0
1993	Colby	391	506	77.3

Season	Team	FT	FTA	Pct.
1994	Wheaton (Ill.)	455	572	79.5
1995	Baldwin-Wallace	454	582	78.0
1996	Anderson	454	592	76.7
1997	Ill. Wesleyan	616	790	78.0
1998	Wis.-Oshkosh	516	631	*81.8
1999	Carleton	423	540	78.3
2000	Ill. Wesleyan	426	543	78.5
2001	Franklin	570	713	79.9
2002	Moravian	407	512	79.5
2003	Wooster	543	685	79.3
2004	St. Norbert	307	377	81.4

*record

Rebound Margin

Season	Team	Off.	Def.	Mar.
1976	Bowie St.	54.0	37.5	16.5
1977	Husson	51.6	35.0	16.7
1978	Gallaudet	46.3	33.0	13.3
1979	St. Lawrence	43.2	28.7	14.5
1980	Elmira	41.4	28.7	12.7
1981	Clark (Mass.)	40.0	25.0	15.0
1982	Maryville (Mo.)	41.0	26.7	14.4
1983	Framingham St.	38.0	22.2	15.8
1984	New England Col.	43.3	29.3	14.0
1985	Bethel (Minn.)	45.0	32.2	12.8
1986	St. Joseph's (Me.)	43.7	29.5	14.2
1987	Elmira	40.6	29.3	11.3
1988	Cal St. San B'dino	46.6	29.7	16.9
1989	Yeshiva	49.8	34.6	15.2
1990	Bethel (Minn.)	42.2	30.3	12.0
1991	Hamilton	49.6	32.5	*17.0
1992	Bethel (Minn.)	42.3	31.0	11.3
1993	Eureka	33.9	22.2	11.7
1994	Maritime (N.Y.)	46.3	32.3	14.1
1995	Wittenberg	43.1	29.2	13.9
1996	Cabrini	47.9	34.7	13.1
1997	Rochester Inst.	42.8	31.9	10.8
1998	Chris. Newport	47.5	33.7	13.9
1999	Rensselaer	41.5	29.8	11.7
2000	Albright	41.3	29.6	11.7
2001	Wittenberg	44.7	30.7	14.0
2002	Wittenberg	42.5	30.1	12.4
2003	Williams	43.7	31.1	12.6
2004	Wooster	40.6	27.8	12.8

*record

2004 Most-Improved Teams

School (Coach)	2004	2003	*Games Improved
1. Gwynedd-Mercy (John Baron)	26-3	14-12	11½
1. WPI (Chris Bartley)	20-8	7-18	11½
3. Albright (Rick Ferry)	17-10	4-19	11
3. Puget Sound (Eric Bridgeland)	24-3	12-13	11
3. Roger Williams (Mike Tully)	18-11	5-20	11
6. Cortland St. (Tom Spanbauer)	17-11	5-20	10½
7. John Jay (Mike Brown)	21-7	10-16	10
8. Castleton St. (Ted Shipley)	16-13	5-21	9½
8. Rose-Hulman (James Shaw)	19-8	9-17	9½
10. Carroll (Wis.) (David Schultz)	17-8	7-16	9
10. Pomona-Pitzer (Charles Katsiaticas)	19-8	9-16	9
12. Greenville (George Barber)	19-8	9-15	8½
12. New York U. (Joe Nesci)	21-7	11-14	8½

School (Coach)	2004	2003	*Games Improved
14. Concordia-M'head (Duane Siverson)	18-8	9-15	8
14. Eureka (Mike DeGeorge)	17-10	8-17	8
14. Macalester (Curt Kietzer)	18-9	9-16	8
17. Maryville (Mo.) (Matt Rogers)	15-11	7-18	7½
17. Texas-Dallas (Terry Butterfield)	15-11	7-18	7½
19. Concordia-Austin (Jim Jost)	11-14	4-21	7
19. Eastern Conn. St. (Bill Geitner)	14-12	7-19	7
19. Millikin (Tim Littrell)	14-11	7-18	7
19. New Jersey City (Charles Brown)	22-7	14-13	7
19. Plattsburgh St. (Tom Curle)	14-13	6-19	7

*To determine games improved, add the difference in victories between the two seasons to the difference in losses, then divide by two.

All-Time Winningest Teams

Includes records as a senior college only; minimum 10 seasons of competition. Postseason games are included.

Percentage

Team	Yrs.	Won	Lost	Pct.
1. Wittenberg	93	1,482	605	.710
2. Cabrini	24	466	202	.698
3. Colby-Sawyer	15	258	115	.692
4. New Jersey City	69	771	374	.673
5. Calvin	84	1,141	561	.670
6. St. Joseph's (Me.)	33	581	290	.667
7. Hope	98	1,301	654	.665
8. Chris. Newport	37	639	334	.657
9. Williams	103	1,235	650	.655
10. Defiance	57	946	500	.654
11. Wis.-Eau Claire	88	*1,234	659	.652
12. Wooster	103	1,368	732	.651
13. Staten Island	27	487	263	.649
14. Richard Stockton	32	550	299	.648
15. Ill. Wesleyan	94	1,374	777	.639
16. Roanoke	91	1,204	693	.635
17. St. Thomas (Minn.)	94	1,344	788	.630
18. New York U.	86	1,090	652	.626
19. St. John Fisher	41	628	376	.625
20. Wartburg	68	1,088	622	.618
21. Mass.-Dartmouth	38	608	382	.614
22. Wis.-Stevens Point	105	1,198	756	.613
23. Springfield	95	1,261	820	.606
24. Augsburg	45	692	450	.606
25. Augustana (Ill.)	99	1,215	801	.603
26. Randolph-Macon	91	1,235	815	.602
27. Hartwick	74	942	625	.601
28. Buffalo St.	75	967	643	.601
29. Colby	65	902	604	.599
30. Beloit	97	1,097	736	.598

*Includes one tie.

Victories

Team	Yrs.	Won	Lost	Pct.
1. Wittenberg	93	1,482	605	.710
2. Ill. Wesleyan	94	1,374	777	.639
3. Wooster	103	1,368	732	.651
4. St. Thomas (Minn.)	94	1,344	788	.630
5. Hope	98	1,301	654	.665
6. Neb. Wesleyan	99	1,280	859	.598
7. Springfield	95	1,261	820	.606
8. Williams	103	1,235	650	.655
8. Randolph-Macon	91	1,235	815	.602
10. Wis.-Eau Claire	88	*1,234	659	.652
11. Gust. Adolphus	93	1,228	863	.587
12. Augustana (Ill.)	99	1,215	801	.603
13. Scranton	87	1,213	836	.592
14. Roanoke	91	1,204	693	.635
15. Wis.-Stevens Point	105	1,198	756	.613
16. Wheaton (Ill.)	104	1,195	934	.561
17. Willamette	80	1,163	867	.573
18. Frank. & Marsh.	100	1,150	803	.589
19. Lorain	96	1,146	902	.560
20. Hamline	94	1,144	871	.568
21. Calvin	84	1,141	561	.670
21. Muskingum	100	1,141	865	.569
23. Mount Union	107	1,134	946	.545
24. Rochester	103	1,130	825	.578
25. Capital	98	1,128	760	.597
26. Hampden-Sydney	93	1,127	847	.571
27. DePauw	98	**1,126	877	.562
28. Ohio Wesleyan	99	1,111	1,001	.526
29. Albright	97	1,107	981	.530
30. Millikin	97	1,104	932	.542

*Includes one tie. **Includes two ties.

Winningest Teams of the 2000s

PERCENTAGE

(Minimum three seasons as NCAA member)

Team	Yrs.	Won	Lost	Pct.
1. Williams	5	124	20	.861
2. Wooster	5	127	21	.858

Team	Yrs.	Won	Lost	Pct.
3. Hampden-Sydney	5	126	22	.851
4. Buena Vista	5	122	23	.841
5. Catholic	5	126	24	.840
6. Hanover	5	113	22	.837
7. Washington (Mo.)	5	108	22	.831
8. Maryville (Tenn.)	5	116	26	.817
9. Wis.-Stevens Point	5	117	27	.813
10. Frank. & Marsh.	5	118	28	.808
11. Wittenberg	5	112	27	.806
12. Salem St.	5	117	29	.801
13. Carthage	5	108	27	.800
13. Chris. Newport	5	112	28	.800
15. Amherst	5	114	29	.797
16. McMurry	5	104	31	.770
17. Rochester	5	102	32	.761
18. Calvin	5	108	34	.761
18. Gust. Adolphus	5	108	34	.761
20. Mississippi Col.	5	101	32	.759
21. Trinity (Tex.)	5	100	33	.752
22. Randolph-Macon	5	104	35	.748
23. Colby-Sawyer	5	101	35	.743
24. Brockport St.	5	109	39	.736
25. Wm. Paterson	5	103	38	.730
26. Chapman	5	90	34	.726
27. Penn St.-Behrend	5	100	38	.725
28. St. Thomas (Minn.)	5	97	37	.724
29. DePauw	5	94	36	.723
30. Trinity (Conn.)	5	88	34	.721

VICTORIES

(Minimum three seasons as NCAA member)

Team	Yrs.	Won	Lost	Pct.
1. Wooster	5	127	21	.858
2. Hampden-Sydney	5	126	22	.851
2. Catholic	5	126	24	.840
4. Williams	5	124	20	.861
5. Buena Vista	5	122	23	.841
6. Frank. & Marsh.	5	118	28	.808
7. Wis.-Stevens Point	5	117	27	.813
7. Salem St.	5	117	29	.801
9. Maryville (Tenn.)	5	116	26	.817
10. Amherst	5	114	29	.797
11. Hanover	5	113	22	.837
12. Wittenberg	5	112	27	.806
12. Chris. Newport	5	112	28	.800
14. Brockport St.	5	109	39	.736
15. Washington (Mo.)	5	108	22	.831
15. Carthage	5	108	27	.800
15. Calvin	5	108	34	.761
15. Gust. Adolphus	5	108	34	.761
19. McMurry	5	104	31	.770
19. Randolph-Macon	5	104	35	.748
21. Wm. Paterson	5	103	38	.730
22. Rochester	5	102	32	.761
23. Mississippi Col.	5	101	32	.759
23. Colby-Sawyer	5	101	35	.743
23. Keene St.	5	101	40	.716
26. Trinity (Tex.)	5	100	33	.752
26. Penn St.-Behrend	5	100	38	.725
26. Clark (Mass.)	5	100	39	.719
26. Alvernia	5	100	42	.704
26. Chapman	5	90	34	.726

All-Time Won-Lost Records

(No Minimum Seasons of Competition)

Team	First Year	Yrs.	Won	Lost	Pct.
Albion	1898	92	964	842	.534
Albright	1901	97	1,107	981	.530
Alfred	1921	82	706	943	.428
Allegheny	1896	109	1,027	869	.542
Alma	1911	93	838	975	.462
Alvernia	1976	29	463	340	.577
Amherst	1902	103	975	678	.590
Anderson (Ind.)	1931	73	880	873	.502
Augsburg	1960	45	692	450	.606
Augustana (Ill.)	1901	99	1,215	801	.603

Team	First Year	Yrs.	Won	Lost	Pct.
Aurora	1928	74	784	811	.492
Baldwin-Wallace	1907	97	997	998	.500
Beloit	1906	97	1,097	736	.598
Benedictine (Ill.)	1966	38	533	434	.551
Bethany (W.Va.)	1905	96	748	1,027	.421
Bethel (Minn.)	1947	58	655	689	.487
Bluffton	1915	89	744	1,072	.410
Bridgewater St.	1907	99	757	812	.482
Bridgewater (Va.)	1903	83	770	923	.455
Brockport St.	1929	72	797	692	.535
Buffalo St.	1926	75	967	643	.601
Cabrini	1981	24	466	202	.698
Cal Lutheran	1962	43	524	631	.454
Caltech	1919	85	303	1,170	.206
Calvin	1920	84	1,141	561	.670
Capital	1907	98	1,128	760	.597
Carleton	1909	95	1,040	824	.558
Carnegie Mellon	1907	97	779	1,168	.400
Carroll (Wis.)	1956	49	461	697	.398
Carthage	1907	96	931	1,045	.471
Case Reserve	1902	103	1,057	883	.545
Catholic	1910	93	1,054	979	.518
Central (Iowa)	1924	81	845	861	.495
Chicago	1903	100	1,020	996	.506
Chris. Newport	1968	37	639	334	.657
CCNY	1905	99	972	933	.510
Claremont-M.S.	1959	46	600	558	.518
Clarkson	1930	75	608	916	.399
Coast Guard	1926	79	655	873	.429
Colby	1938	65	902	604	.599
Colby-Sawyer	1991	15	258	115	.692
Colorado Col.	1915	90	751	965	.438
Concordia (Ill.)	1924	81	768	926	.453
Connecticut Col.	1970	35	360	357	.502
Cornell College	1910	95	873	920	.487
Cortland St.	1926	79	824	737	.528
Curry	1967	39	333	584	.363
Dallas	1917	31	201	436	.316
Defiance	1948	57	946	500	.654
Delaware Valley	1949	55	374	831	.310
DePauw	1904	98	**1,126	877	.562
DeSales	1969	36	414	469	.469
Dickinson	1900	94	810	941	.463
Drew	1930	73	546	870	.386
Dubuque	1915	90	821	930	.469
Eastern Conn. St.	1941	64	664	660	.502
East. Mennonite	1967	38	315	597	.345
Edgewood	1972	29	416	308	.575
Elizabethtown	1927	76	847	844	.501
Elmhurst	1925	80	694	957	.420
Elmira	1971	34	439	411	.516
Emory	1987	18	206	245	.457
Emory & Henry	1927	73	772	840	.479
Eureka	1920	83	938	828	.531
FDU-Florham	1959	46	513	536	.489
Franklin	1907	98	1,052	925	.532
Frank. & Marsh	1900	100	1,150	803	.589
Fredonia St.	1935	66	650	749	.465
Frostburg St.	1936	62	678	727	.483
Gallaudet	1904	101	523	1,291	.288
Geneseo St.	1915	86	745	778	.489
Gettysburg	1901	101	1,072	974	.524
Goucher	1991	14	201	164	.551
Grove City	1898	100	1,101	881	.555
Guilford	1906	90	806	965	.455
Gust. Adolphus	1904	93	1,228	863	.587
Gwynedd-Mercy	1993	12	128	149	.462
Hamilton	1899	92	915	678	.574
Hamline	1910	94	1,144	871	.568
Hampden-Sydney	1909	93	1,127	847	.571
Hanover	1901	99	1,056	864	.550
Hartwick	1928	74	942	625	.601
Heidelberg	1903	98	840	1,022	.451
Hobart	1902	94	646	986	.396
Hope	1901	98	1,301	654	.665
Hunter	1953	50	609	575	.514
Ill. Wesleyan	1910	94	1,374	777	.639
Ithaca	1930	74	909	661	.579
John Carroll	1920	83	852	854	.499
Johns Hopkins	1920	79	728	863	.458
Johnson & Wales	1996	9	90	145	.383
Juniata	1905	100	747	1,101	.404
Kalamazoo	1907	97	1,038	886	.540

Team	First Year	Yrs.	Won	Lost	Pct.
Kean	1930	66	697	800	.466
Keene St.	1926	76	683	806	.459
King's (Pa.)	1947	58	753	642	.540
Knox	1909	95	862	851	.503
Lake Erie	1988	17	96	331	.225
Lakeland	1934	71	1,046	796	.568
Lawrence	1904	101	783	924	.459
Lebanon Valley	1904	101	925	896	.508
Loras	1909	96	1,146	902	.560
Luther	1905	100	571	472	.547
Lycoming	1949	56	615	650	.486
Lynchburg	1957	48	493	701	.413
Manhattanville	1976	29	396	367	.519
Marian (Wis.)	1973	32	420	392	.517
Marietta	1902	100	924	1,024	.474
Mary Washington	1975	30	317	440	.419
Marymount (Va.)	1988	17	205	237	.464
Maryville (Tenn.)	1903	101	1,059	861	.552
Maryville (Mo.)	1977	28	306	423	.420
Mass.-Boston	1981	24	244	367	.399
Mass.-Dartmouth	1967	38	608	382	.614
McDaniel	1922	82	662	1,078	.380
McMurry	1923	79	929	880	.514
Merchant Marine	1946	59	615	771	.444
Messiah	1962	43	458	528	.465
Millikin	1904	97	1,104	932	.542
Millsaps	1912	93	783	1,128	.410
Mississippi Col.	1909	92	1,031	868	.543
Monmouth (Ill.)	1900	104	1,085	849	.561
Montclair St.	1928	75	958	754	.560
Moravian	1936	63	746	720	.509
Mt. St. Vincent	1981	23	335	248	.575
Mount Union	1896	107	1,134	946	.545
Muhlenberg	1901	97	1,086	958	.531
Muskingum	1903	100	1,141	865	.569
Nazareth	1978	27	411	283	.592
Neb. Wesleyan	1906	99	1,280	859	.598
New Jersey City	1935	69	771	374	.673
New York U.	1906	86	1,090	652	.626
Nichols	1959	46	413	636	.394
N.C. Wesleyan	1964	41	478	499	.489
North Central	1948	57	536	833	.392
North Park	1959	46	685	477	.590
Oberlin	1903	101	718	1,045	.407
Occidental	1981	24	306	305	.501
Ohio Northern	1911	92	1,094	829	.569
Ohio Wesleyan	1906	99	1,111	1,001	.526
Otterbein	1903	101	1,086	868	.556
Pacific (Ore.)	1911	94	811	1,180	.407
Pacific Lutheran	1939	64	947	714	.570
Pitt.-Bradford	1980	25	337	327	.508
Plattsburgh St.	1926	75	619	637	.493
Plymouth St.	1948	57	729	558	.566
Randolph-Macon	1910	91	1,235	815	.602
Redlands	1917	87	935	835	.528
Rensselaer	1897	107	881	913	.491
Richard Stockton	1973	32	550	299	.648
Ripon	1898	106	1,051	793	.570
Roanoke	1911	91	1,204	693	.635
Rochester	1902	103	1,130	825	.578
Rochester Inst.	1916	84	904	795	.532
Roger Williams	1973	31	240	358	.401
Rose-Hulman	1901	82	851	789	.519
Rowan	1923	62	859	591	.592
St. John Fisher	1964	41	628	376	.625
St. John's (Minn.)	1903	102	984	991	.498
St. Joseph's (Me.)	1972	33	581	290	.667
St. Mary's (Md.)	1967	38	408	552	.425
St. Norbert	1917	86	840	765	.523
St. Thomas (Minn.)	1905	87	1,344	788	.630
Salisbury	1963	42	503	533	.486
Salve Regina	1975	30	274	377	.421
Scranton	1917	87	1,213	836	.592
Sewanee	1927	78	663	858	.436
Shenandoah	1975	30	341	424	.446
Simpson	1901	102	1,053	997	.514
Southern Me.	1923	87	779	670	.538
Springfield	1906	95	1,261	820	.606
Staten Island	1978	27	487	263	.649
Stevens Tech	1917	88	663	763	.465
Susquehanna	1902	102	860	1,010	.460
Swarthmore	1902	103	748	1,094	.406

Team	First Year	Yrs.	Won	Lost	Pct.	Team	First Year	Yrs.	Won	Lost	Pct.
Thiel.....	1917	87	520	1,090	.323	Wilkes.....	1947	58	697	661	.513
Trinity (Conn.).....	1914	91	929	706	.568	Willamette.....	1925	80	1,163	867	.573
Tufts.....	1912	93	950	881	.519	Wm. Paterson.....	1939	62	805	723	.527
Upper Iowa.....	1916	89	804	887	.475	Williams.....	1901	103	1,235	650	.655
Wabash.....	1897	108	1,074	947	.531	Wilmington (Ohio).....	1917	87	761	1,062	.417
Wartburg.....	1936	68	1,008	622	.618	Wis.-Eau Claire.....	1917	88	*1,234	659	.652
Washington (Md.).....	1914	92	970	892	.521	Wis.-Oshkosh.....	1899	106	1,027	907	.531
Washington (Mo.).....	1905	98	990	848	.539	Wis.-Platteville.....	1905	93	1,087	747	.593
Wash. & Jeff.....	1913	92	864	815	.515	Wis.-Stevens Point.....	1897	105	1,198	756	.613
Wash. & Lee.....	1907	86	1,017	993	.506	Wis.-Stout.....	1907	98	871	927	.484
Wentworth Inst.....	1984	20	179	319	.359	Wis.-Whitewater.....	1902	94	1,001	805	.554
Wesleyan (Conn.).....	1902	103	953	852	.528	Wittenberg.....	1912	93	1,482	605	.710
Western Conn. St.....	1947	58	658	630	.511	Wooster.....	1901	103	1,368	732	.651
Western New Eng.....	1966	36	463	483	.489	Worcester St.....	1950	54	595	642	.481
Westfield St.....	1951	54	605	637	.487	WPI.....	1903	94	781	926	.458
Westminster (Mo.).....	1909	89	871	966	.474	Yeshiva.....	1936	68	603	750	.446
Wheaton (Ill.).....	1901	104	1,195	934	.561	York (Pa.).....	1970	35	402	486	.453
Wheaton (Mass.).....	1989	16	192	197	.494						
Widener.....	1906	96	1,030	769	.573						

*Includes one tie. **Includes two ties.



Individual Collegiate Records

Single-Game Records.....	114
Season Records	115
Career Records	118



Individual Collegiate Records

Individual collegiate leaders are determined by comparing the best records in all three divisions in equivalent categories. Included are players whose careers were split between two divisions (e.g., Dwight Lamar of Louisiana-Lafayette or Howard Shockley of Salisbury).

Single-Game Records

POINTS

Pts.	Div.	Player, Team vs. Opponent	Date
113	II	Clarence "Bevo" Francis, Rio Grande vs. Hillsdale	Feb. 2, 1954
100	I	Frank Selvy, Furman vs. Newberry	Feb. 13, 1954
85	I	Paul Arizin, Villanova vs. Philadelphia NAMC	Feb. 12, 1949
84	II	Clarence "Bevo" Francis, Rio Grande vs. Alliance	1954
82	II	Clarence "Bevo" Francis, Rio Grande vs. Bluffton	1954
81	I	Freeman Williams, Portland St. vs. Rocky Mountain	Feb. 3, 1978
80	II	Paul Crissman, Southern Cal Col. vs. Pacific Christian	Feb. 18, 1966
77	III	Jeff Clement, Grinnell vs. Illinois Col.	Feb. 18, 1998
77	II	William English, Winston-Salem vs. Fayetteville St.	Feb. 19, 1968
75	II	Travis Grant, Kentucky St. vs. Northwood	1970
73	I	Bill Mlkvy, Temple vs. Wilkes	Mar. 3, 1951
72	II	Nate DeLong, Wis.-River Falls vs. Winona St.	Feb. 24, 1948
72	II	Lloyd Brown, Aquinas vs. Cleary	1953
72	II	Clarence "Bevo" Francis, Rio Grande vs. Calif. (Pa.)	1953
72	II	John McElroy, Youngstown St. vs. Wayne St. (Mich.)	Feb. 26, 1969
72	I	Kevin Bradshaw, Alliant Int'l vs. Loyola Marymount	Jan. 5, 1991
71	II	Clayborn Jones, L.A. Pacific vs. L.A. Baptist	Jan. 30, 1965
71	I	Freeman Williams, Portland St. vs. Southern Ore.	Feb. 9, 1977
70	II	Paul Wilcox, Davis & Elkins vs. Glenville St.	1959
70	II	Bo Clark, UCF vs. Fla. Memorial	Jan. 31, 1977
69	II	Clarence "Bevo" Francis, Rio Grande vs. Wilberforce	1953
69	II	Clarence Burks, St. Augustine's vs. St. Paul's	1955
69	I	Pete Maravich, LSU vs. Alabama	Feb. 7, 1970
69	II	John Rinka, Kenyon vs. Wooster	Dec. 9, 1969
69	III	Steve Diekmann, Grinnell vs. Simpson	Nov. 19, 1994
68	II	Florindo Vieira, Quinnipiac vs. Brooklyn Poly	Feb. 13, 1957
68	II	Wayne Proffitt, Lynchburg vs. Charlotte	Feb. 5, 1966
68	II	Earl Monroe, Winston-Salem vs. Fayetteville St.	Jan. 6, 1967
68	I	Calvin Murphy, Niagara vs. Syracuse	Dec. 7, 1968

FIELD-GOAL PERCENTAGE

(Minimum 13 field goals made)

Pct.	Div.	Player, Team vs. Opponent (FG-FGA)	Date
100	II	Lance Berwald, North Dakota St. vs. Augustana (S.D.) (20 of 20)	Feb. 17, 1984
100	III	Franklyn Beckford, Lake Forest vs. Grinnell (18 of 18)	Feb. 14, 2004
100	III	Jason Light, Emory & Henry vs. King (Tenn.) (18 of 18)	Dec. 2, 1995
100	I	Clifford Rozier, Louisville vs. Eastern Ky. (15 of 15)	Dec. 11, 1993
100	II	Derrick Scott, California (Pa.) vs. Columbia Union (14 of 14)	Dec. 6, 1995
100	I	Dan Henderson, Arkansas St. vs. Ga. Southern (14 of 14)	Feb. 26, 1976
100	I	Cornelius Holden, Louisville vs. Southern Miss. (14 of 14)	Mar. 3, 1990
100	I	Dana Jones, Pepperdine vs. Boise St. (14 of 14)	Nov. 30, 1991
100	III	Waverly Yates, Clark (Mass.) vs. Suffolk (14 of 14)	Feb. 10, 1993
100	III	Dallin Wilson, Occidental vs. Redlands (13 of 13)	Feb. 18, 2004
100	II	Derrick Freeman, Indiana (Pa.) vs. Clarion (13 of 13)	Feb. 17, 1996
100	I	Ben Handlogten, Western Mich. vs. Toledo (13 of 13)	Jan. 27, 1996
100	II	Ralfs Jansons, St. Rose vs. Concordia (N.Y.) (13 of 13)	Jan. 13, 1996
100	I	Ted Guzek, Butler vs. Michigan (13 of 13)	Dec. 15, 1956
100	I	Rick Dean, Syracuse vs. Colgate (13 of 13)	Feb. 14, 1966
100	I	Gary Lechman, Gonzaga vs. Portland St. (13 of 13)	Jan. 21, 1967
100	I	Kevin King, Charlotte vs. South Ala. (13 of 13)	Feb. 20, 1978
100	I	Vernon Smith, Texas A&M vs. Alas. Anchorage (13 of 13)	Nov. 26, 1978
100	I	Steve Johnson, Oregon St. vs. Hawaii-Hilo (13 of 13)	Dec. 5, 1979
100	I	Antoine Carr, Wichita St. vs. Abilene Christian (13 of 13)	Nov. 28, 1980
100	III	Rich Lengieza, Nichols vs. Mass.-Dartmouth (13 of 13)	Feb. 22, 1981
100	I	Doug Hashley, Montana St. vs. Idaho St. (13 of 13)	Feb. 5, 1982
100	I	Brad Dougherty, North Carolina vs. UCLA (13 of 13)	Nov. 24, 1985
100	III	Bruce Merklinger, Susquehanna vs. Drew (13 of 13)	Jan. 22, 1986
100	III	Antonio Randolph, Averett vs. Methodist (13 of 13)	Jan. 26, 1991
100	III	Pat Holland, Randolph-Macon vs. East. Mennonite (13 of 13)	Feb. 9, 1991
100	I	Ricky Butler, UC Irvine vs. Cal St. Fullerton (13 of 13)	Feb. 21, 1991
100	I	Rafael Solis, Brooklyn vs. Wagner (13 of 13)	Dec. 11, 1991
100	III	Todd Seifferlein, DePauw vs. Franklin (13 of 13)	Jan. 18, 1992

Pct.	Div.	Player, Team vs. Opponent (FG-FGA)	Date
100	I	Mate Milisa, Long Beach St. vs. Cal St. Monterey (13 of 13)	Dec. 22, 1999
100	I	Nathan Blessen, South Dakota vs. Neb.-Omaha (13 of 13)	Jan. 9, 2000

THREE-POINT FIELD GOALS MADE

3FG	Div.	Player, Team vs. Opponent	Date
19	III	Jeff Clement, Grinnell vs. Illinois Col.	Feb. 18, 1998
17	III	Billy Shivers, Redlands vs. Whittier	Feb. 21, 2004
17	III	Jeff Clement, Grinnell vs. Clarke	Dec. 3, 1997
16	II	Thomas Vincent, Emporia St. vs. Southwest Baptist	Feb. 28, 2004
16	II	Markus Hallgrimson, Mont. St.-Billings vs. Western N.M.	Feb. 9, 2000
16	III	Jeff Clement, Grinnell vs. Lawrence	Feb. 21, 1998
16	III	Jeff Clement, Grinnell vs. Monmouth (Ill.)	Feb. 8, 1997
15	I	Keith Veney, Marshall vs. Morehead St.	Dec. 14, 1996
14	II	Taylor Patterson, Kennesaw St. vs. Carver Bible	Dec. 15, 2003
14	I	Ronald Blackshear, Marshall vs. Akron	Mar. 1, 2002
14	II	Antonio Harris, LeMoyn-Owen vs. Savannah St.	Feb. 6, 1999
14	III	Ed Brands, Grinnell vs. Ripon	Feb. 24, 1996
14	I	Dave Jamerson, Ohio vs. Col. of Charleston	Dec. 21, 1989
14	I	Askia Jones, Kansas St. vs. Fresno St.	Mar. 24, 1994
14	II	Andy Schmidmann, Wis.-Parkside vs. Lakeland	Feb. 14, 1999
14	III	Steve Diekmann, Grinnell vs. Illinois Col.	Feb. 18, 1994
14	III	Steve Diekmann, Grinnell vs. Simpson	Nov. 19, 1994
13	II	Markus Hallgrimson, Mont. St.-Billings vs. Western N.M.	Feb. 26, 2000
13	II	Markus Hallgrimson, Mont. St.-Billings vs. Chaminade	Feb. 5, 2000
13	II	Rodney Thomas, IUPUI vs. Wilberforce	Feb. 24, 1997
13	II	Danny Lewis, Wayne St. (Mich.) vs. Michigan Tech.	Feb. 20, 1993
13	III	Eric Ochel, Sewanee vs. Emory	Feb. 22, 1995

REBOUNDS

Reb.	Div.	Player, Team vs. Opponent	Date
51	I	Bill Chambers, William & Mary vs. Virginia	Feb. 14, 1953
46	II	Tom Hart, Middlebury vs. Trinity (Conn.)	Feb. 5, 1955
46	II	Tom Hart, Middlebury vs. Clarkson	Feb. 12, 1955
45	II	William Henrikson, Windham vs. New England Col.	Feb. 4, 1970
44	II	Charles McCullough, Loyola (Md.) vs. McDaniel	Feb. 17, 1955
44	II	Norman Rokeach, Long Island vs. Brooklyn Poly	Dec. 28, 1963
43	I	Charlie Slack, Marshall vs. Morris Harvey	Jan. 12, 1954
43	II	Bob Bessoir, Scranton vs. King's (Pa.)	Mar. 5, 1955
42	I	Tom Heinsohn, Holy Cross vs. Boston College	Mar. 1, 1955
42	I	Larry Gooding, St. Augustine's vs. Shaw	Jan. 12, 1974
41	II	Richard Kross, American Int'l vs. Springfield	Feb. 19, 1958
40	II	Ellerbe Neal, Wofford vs. Presbyterian	Jan. 3, 1953
40	I	Art Quimby, Connecticut vs. Boston U.	Jan. 11, 1955
40	II	Donnie Fowler, Wofford vs. Mercer	Jan. 22, 1955
40	II	Charlie Harrison, N.C. A&T vs. Johnson Smith	Feb. 8, 1958
40	II	Anthony Romano, Willimantic St. vs. Fitchburg St.	Jan. 5, 1963
40	II	Ed Halicki, Monmouth vs. Southeastern	Dec. 4, 1970
39	II	Maurice Stokes, St. Francis (Pa.) vs. John Carroll	Jan. 28, 1955
39	II	Roger Lotchin, Millikin vs. Lake Forest	Feb. 11, 1956
39	II	Joe Cole, Texas St. vs. Texas Lutheran	Dec. 10, 1956
39	I	Dave DeBusschere, Detroit vs. Central Mich.	Jan. 30, 1960
39	I	Keith Swagerty, Pacific vs. UC Santa Barb.	Mar. 5, 1965
39	II	Curtis Pritchett, St. Augustine vs. St. Paul's	Jan. 24, 1970
38		14 tied	

(Since 1973)

Reb.	Div.	Player, Team vs. Opponent	Date
42	II	Larry Gooding, St. Augustine's vs. Shaw	Jan. 12, 1974
36	III	Mark Veenstra, Calvin vs. Colorado St.-Pueblo	Feb. 3, 1976
36	III	Clinton Montford, Methodist vs. Warren Wilson	Jan. 21, 1989
35	I	Larry Abney, Fresno St. vs. Southern Methodist	Feb. 17, 2000
35	III	Ayal Hod, Yeshiva vs. Vassar	Feb. 22, 1989
34	I	David Vaughn, Oral Roberts vs. Brandeis	Jan. 8, 1973
34	II	Major Jones, Albany St. (Ga.) vs. Valdosta St.	Jan. 23, 1975
34	II	Herman Harris, Mississippi Val. vs. Texas Southern	Jan. 12, 1976
34	III	Walt Edwards, Husson vs. Me.-Farmington	Feb. 24, 1976
33	II	Joe Dombrowski, St. Anselm vs. New Hampshire	Dec. 8, 1974
33	II	Lee Roy Williams, Cal Poly Pomona vs. Wheaton (Ill.)	Dec. 15, 1973
33	III	Willie Parr, LeMoyn-Owen vs. Southern U.	Jan. 10, 1976
33	III	Larry Williams, Pratt vs. Mercy	Jan. 22, 1977
32	II	Marvin Webster, Morgan St. vs. South Carolina St.	Dec. 8, 1973
32	II	Earl Williams, Winston-Salem vs. N.C. Central	Dec. 13, 1973
32	III	Fred Petty, Southern N.H. vs. Curry	Jan. 28, 1974
32	II	George Wilson, Union (Ky.) vs. Southwestern	1974
32	II	Tony DuCros, Regis vs. Neb. Wesleyan	Feb. 28, 1975
32	I	Durand Macklin, LSU vs. Tulane	Nov. 26, 1976
32	II	Robert Clements, Jacksonville vs. Shorter	Jan. 12, 1977
32	I	Jervahn Scales, Southern U. vs. Grambling St.	Feb. 7, 1994
31	II	Pete Harris, Stephen F. Austin vs. Texas A&M	Jan. 22, 1973

Reb.	Div.	Player, Team vs. Opponent	Date
31	I	Jim Bradley, Northern Ill. vs. Wis.-Milwaukee	Feb. 19, 1973
31	III	John Humphrie, Swarthmore vs. Ursinus	Dec. 8, 1973
31	II	Roy Smith, Kentucky St. vs. Union (Ky.)	Feb. 10, 1975
31	III	Larry Parker, Plattsburgh St. vs. Clarkson	Jan. 19, 1976
31	I	Calvin Nait, Northeast La. vs. Ga. Southern	Dec. 29, 1976
31	II	Charles Wade, Mississippi Val. vs. Miss. Industrial	Dec. 10, 1977
31	III	Jon Ford, Norwich vs. Johnson St.	Feb. 16, 1982

ASSISTS

Ast.	Div.	Player, Team vs. Opponent	Date
26	III	Robert James, Kean vs. N.J. Inst. of Tech	Mar. 11, 1989
25	II	Ali Baaqar, Morris Brown vs. Albany St. (Ga.)	Jan. 26, 1991
25	II	Adrian Huit, Metro St. vs. Sacramento St.	Feb. 9, 1991
24	II	Steve Ray, Bridgeport vs. Sacred Heart	Jan. 25, 1989
24	II	Steve Ray, Bridgeport vs. New Haven	Feb. 8, 1989
24	III	Adam Dzierzynski, Chapman vs. Amer. Indian Bible	Feb. 9, 1995
23	II	Todd Chappell, Texas Wesleyan vs. Texas Lutheran	Feb. 12, 2000
23	II	Steve Ray, Bridgeport vs. St. Anselm	Nov. 26, 1989
23	II	Jeff Duvall, Oakland City vs. St. Meinrad	Dec. 3, 1991
22	I	Tony Fairley, Charleston So. vs. Armstrong Atlantic	Feb. 9, 1987
22	I	Avery Johnson, Southern U. vs. Texas Southern	Jan. 25, 1988
22	I	Sherman Douglas, Syracuse vs. Providence	Jan. 28, 1989
22	II	Antonio Whitley, St. Augustine's vs. Shaw	Feb. 1, 1992
22	II	Ernest Jenkins, N.M. Highlands vs. Panhandle St.	Jan. 29, 1994
21	I	Mark Wade, UNLV vs. Navy	Dec. 29, 1986
21	I	Kelvin Scarborough, New Mexico vs. Hawaii	Feb. 13, 1987
21	I	Anthony Manuel, Bradley vs. UC Irvine	Dec. 19, 1987
21	I	Avery Johnson, Southern U. vs. Alabama St.	Jan. 16, 1988
21	III	Ron Torgalski, Hamilton vs. Vassar	Jan. 28, 1989
21	III	Mark Cottom, Ferrum vs. Concord	Dec. 15, 1990
21	II	Candice Pickens, Calif. (Pa.) vs. Slippery Rock	Feb. 8, 1995

BLOCKED SHOTS

Blk.	Div.	Player, Team vs. Opponent	Date
18	III	John Bunch, Lincoln (Pa.) vs. New Jersey City	Jan. 19, 2004
18	III	John Bunch, Lincoln (Pa.) vs. Valley Forge Christian	Dec. 13, 2003
16	III	Tory Black, N.J. Inst. of Tech vs. Polytechnic (N.Y.)	Feb. 5, 1997
15	III	Johnny Woods, Wesley vs. Salisbury	Feb. 14, 2000
15	III	Antoine Hyman, Keuka vs. Hobart	Feb. 21, 1996
15	III	Erick Lidecis, Maritime (N.Y.) vs. Stevens Tech	Nov. 30, 1993
15	II	Mark Hensel, Pitt-Johnstown vs. Slippery Rock	Jan. 22, 1994
15	III	Roy Woods, Fontbonne vs. MacMurray	Jan. 26, 1995
15	III	Ira Nicholson, Mt. St. Vincent vs. Stevens Tech	Nov. 27, 1994
14	III	Johnny Woods, Wesley vs. Eastern	Jan. 17, 2001
14	III	Neil Edwards, York (N.Y.) vs. Lehman	Feb. 12, 2000
14	I	Loren Woods, Arizona vs. Oregon	Feb. 3, 2000
14	I	Roy Rogers, Alabama vs. Georgia	Feb. 10, 1996
14	II	Victorlus Payne, Lane vs. Talladega	Jan. 26, 1996
14	I	David Robinson, Navy vs. UNC Wilmington	Jan. 4, 1986
14	I	Shawn Bradley, Brigham Young vs. Eastern Ky.	Dec. 7, 1990
14	II	Maurice Barnett, Elizabeth City St. vs. Bowie St.	Feb. 3, 1994
14	III	Andrew South, N.J. Inst. of Tech vs. Stevens Tech	Feb. 14, 1994
13	I	Wojciech Myrda, La.-Monroe vs. Texas-San Antonio	Jan. 17, 2002
13	I	Kyle Davis, Auburn vs. Miami (Fla.)	Mar. 14, 2001
13	I	D'or Fischer, Northwestern St. vs. Southwest Tex. St.	Jan. 22, 2001
13	III	Neil Edwards, York (N.Y.) vs. Brooklyn	Feb. 22, 2000
13	III	Antoine Hyman, Keuka vs. Hobart	Jan. 8, 1997
13	III	Damon Avinger, CCMY vs. St. Joseph's (N.Y.)	Jan. 7, 1996
13	I	Kevin Roberson, Vermont vs. New Hampshire	Jan. 9, 1992
13	I	Jim McIvaine, Marquette vs. Northeastern Ill.	Dec. 9, 1992
13	II	Mark Hensel, Pitt-Johnstown vs. Wheeling Jesuit	Jan. 31, 1994
13	I	Keith Closs, Central Conn. St. vs. St. Francis (Pa.)	Dec. 21, 1994

STEALS

Stl.	Div.	Player, Team vs. Opponent	Date
17	II	Antonio Walls, Alabama A&M vs. Albany St. (Ga.)	Jan. 5, 1998
17	III	Matt Newton, Principia vs. Harris-Stowe	Jan. 4, 1994
14	III	Moses Jean-Pierre, Plymouth St. vs. Rivier	Dec. 7, 1993
13	III	Daniel Martinez, McMurry vs. Concordia (Tex.)	Feb. 3, 2000
13	III	Todd Lange, Pomona-Pitzer vs. LaSierra	Jan. 7, 1999
13	III	John Gallogly, Salve Regina vs. Roger Williams	Feb. 10, 1997
13	I	Mookie Blaylock, Oklahoma vs. Centenary (La.)	Dec. 12, 1987
13	I	Mookie Blaylock, Oklahoma vs. Loyola Marymount	Dec. 17, 1988
12	III	Curtis Miller, Albertus Magnus vs. Emmanuel (Mass.)	Jan. 22, 2004
12	III	Benny West, Howard Payne vs. Sul Ross St.	Dec. 13, 2003
12	I	Jehiel Lewis, Navy vs. Bucknell	Jan. 12, 2002
12	I	Greedy Daniels, TCU vs. Ark.-Pine Bluff	Dec. 30, 2000
12	II	Terrence Baxter, Pfeiffer vs. Livingstone	Nov. 22, 2000
12	III	Greg Brown, Albertus Magnus vs. Rivier	Feb. 3, 2000
12	III	Daniel Martinez, McMurry vs. Ozarks (Ark.)	Dec. 2, 1999
12	I	Richard Duncan, Middle Tenn. vs. Eastern Ky.	Feb. 20, 1999
12	II	Derrick Brown, Davis & Elkins vs. Ohio Valley	Feb. 9, 1999
12	II	Marche' Bearad, Ark.-Monticello vs. Christian Bros.	Feb. 8, 1999

Stl.	Div.	Player, Team vs. Opponent	Date
12	II	Freddy Conyers, Mass.-Boston vs. Westfield St.	Dec. 10, 1998
12	III	Mario Thompson, Occidental vs. LIFE Bible	Nov. 21, 1998
12	III	Deron Black, Allegheny vs. Case Reserve	Jan. 17, 1996
12	III	Jamal Elliott, Haverford vs. Gwynedd Mercy	Jan. 15, 1996
12	I	Kenny Robertson, Cleveland St. vs. Wagner	Dec. 3, 1988
12	III	Moses Jean-Pierre, Plymouth St. vs. Rhode Island Col.	Jan. 23, 1993
12	I	Terry Evans, Oklahoma vs. Florida A&M	Jan. 27, 1993
12	III	David Brown, Westfield St. vs. Albertus Magnus	Jan. 8, 1994
12	III	Barry Aranoff, Yeshiva vs. Purchase St.	Feb. 13, 1995

Season Records

(Based on qualifiers for annual statistical championship)

POINTS

Player, Team (Division)	Season	G	FG	3FG	FT	Pts.
Pete Maravich, LSU (I)	1970	31	522	—	337	1,381
Earl Monroe, Winston-Salem (II)	1967	32	509	—	311	1,329
Travis Grant, Kentucky St. (II)	1972	33	539	—	226	1,304
Clarence "Bevo" Francis, Rio Grande (II)	1954	27	444	—	367	1,255
Bill Reigel, McNeese St. (II)	1956	36	425	—	370	1,220
Elvin Hayes, Houston (I)	1968	33	519	—	176	1,214
Frank Selvy, Furman (I)	1954	29	427	—	355	1,209
Pete Maravich, LSU (I)	1969	26	433	—	282	1,148
Pete Maravich, LSU (I)	1968	26	432	—	274	1,138
Bo Kimble, Loyola Marymount (I)	1990	32	404	92	231	1,131
Hersey Hawkins, Bradley (I)	1988	31	377	87	284	1,125
Austin Carr, Notre Dame (I)	1970	29	444	—	218	1,106
Austin Carr, Notre Dame (I)	1971	29	430	—	241	1,101
Otis Birdsong, Houston (I)	1977	36	452	—	186	1,090
Dwight Lamar, La.-Lafayette (I)	1972	29	429	—	196	1,054
Kevin Bradshaw, U.S. Int'l (I)	1991	28	358	60	278	1,054
Dwight Lamar, La.-Lafayette (II)	1971	29	424	—	196	1,044
Greg Grant, TCNJ (III)	1989	32	387	76	194	1,044
Dave Russell, Shepherd (III)	1975	32	394	—	249	1,037
Glenn Robinson, Purdue (I)	1994	34	368	79	215	1,030
Oscar Robertson, Cincinnati (I)	1958	28	352	—	280	984
Oscar Robertson, Cincinnati (I)	1959	30	331	—	316	978
Rick Barry, Miami (Fla.) (I)	1965	26	340	—	221	973
Larry Bird, Indiana St. (I)	1979	34	376	—	221	973
Dennis Scott, Georgia Tech (I)	1990	35	336	137	161	970

SCORING AVERAGE

Player, Team (Division)	Season	G	FG	3FG	FT	Pts.	Avg.
Clarence "Bevo" Francis, Rio Grande (II)	1954	27	444	—	367	1,255	46.5
Pete Maravich, LSU (I)	1970	31	522	—	337	1,381	44.5
Pete Maravich, LSU (I)	1969	26	433	—	282	1,148	44.2
Pete Maravich, LSU (I)	1968	26	432	—	274	1,138	43.8
Earl Glass, Miss. Industrial (II)	1963	19	322	—	171	815	42.9
Frank Selvy, Furman (I)	1954	29	427	—	355	1,209	41.7
Earl Monroe, Winston-Salem (II)	1967	32	509	—	311	1,329	41.5
John Rinka, Kenyon (II)	1970	23	354	—	234	942	41.0
Willie Shaw, Lane (II)	1964	18	303	—	121	727	40.4
Johnny Neumann, Mississippi (I)	1971	23	366	—	191	923	40.1
Travis Grant, Kentucky St. (II)	1972	33	539	—	226	1,304	39.5
Thales McReynolds, Miles (II)	1965	18	294	—	118	706	39.2
Bob Johnson, Fitchburg St. (II)	1963	18	213	—	277	703	39.1
Roger Kuss, Wis.-River Falls (II)	1953	21	291	—	235	817	38.9
Freeman Williams, Portland St. (I)	1977	26	417	—	176	1,010	38.8
Billy McGill, Utah (I)	1962	26	394	—	221	1,009	38.8
Calvin Murphy, Niagara (I)	1968	24	337	—	242	916	38.2
Austin Carr, Notre Dame (I)	1970	29	444	—	218	1,106	38.1
Austin Carr, Notre Dame (I)	1971	29	430	—	241	1,101	38.0
Kevin Bradshaw, U.S. Int'l (I)	1991	28	358	60	278	1,054	37.6
Rick Barry, Miami (Fla.) (I)	1965	26	340	—	221	973	37.4
Steve Diekmann, Grinnell (III)	1995	20	223	137	162	745	37.3
Florindo Vieira, Quinnipiac (II)	1954	14	191	—	138	520	37.1
Elvin Hayes, Houston (I)	1968	33	519	—	176	1,214	36.8
Marshall Rogers, Tex.-Pan American (I)	1976	25	361	—	197	919	36.8

FIELD-GOAL PERCENTAGE

Player, Team (Division)	Season	G	FG	FGA	Pct.
Travis Weiss, St. John's (Minn.) (III)	1994	26	160	209	76.6
Pete Metzelaars, Wabash (III)	1982	28	271	360	75.3
Todd Linder, Tampa (II)	1987	32	282	375	75.2
Maurice Stafford, North Ala. (II)	1984	34	198	264	75.0
Tony Rychlec, Mass. Maritime (III)	1981	25	233	311	74.9
Matthew Cornegay, Tuskegee (II)	1982	29	208	278	74.8
Steve Johnson, Oregon St. (I)	1981	28	235	315	74.6
Brian Moten, West Ga. (II)	1992	26	141	192	73.4

Player, Team (Division)	Season	G	FG	FGA	Pct.
Ed Phillips, Alabama A&M (II)	1968	22	154	210	73.3
Tony Rychlec, Mass. Maritime (III)	1982	20	193	264	73.1
Russ Newman, Menlo (III)	1991	26	130	178	73.0
Ed Owens, Hampden-Sydney (III)	1979	24	140	192	72.9
Ray Strozier, Central Mo. St. (II)	1980	28	142	195	72.8
Harold Booker, Cheyney (II)	1965	24	144	198	72.7
Chad Scott, Calif. (Pa.) (II)	1994	30	178	245	72.7
Scott Baxter, Capital (III)	1991	26	164	226	72.6
Maurice Woods, Potsdam St. (III)	1982	30	203	280	72.5
Tom Schurfranz, Bellarmine (II)	1991	30	245	339	72.3
Marv Lewis, Southampton (II)	1969	24	271	375	72.3
Earl Keith, Stony Brook (III)	1979	24	164	227	72.2
Louis Newsome, North Ala. (II)	1988	29	192	266	72.2
Pete Metzelaars, Wabash (III)	1981	25	204	283	72.1
Ed Phillips, Alabama A&M (II)	1971	24	159	221	71.9
Jon Rosner, Yeshiva (III)	1991	22	141	196	71.9
Gregg Northington, Alabama St. (II)	1971	26	324	451	71.8
Pete Metzelaars, Wabash (III)	1979	24	122	170	71.8

THREE-POINT FIELD GOALS MADE

Player, Team (Division)	Season	G	3FG
Jeff Clement, Grinnell (III)	1998	22	186
Alex Williams, Sacramento St. (II)	1988	30	167
Jeff Clement, Grinnell (III)	1999	22	166
Markus Hallgrimson, Mont. St.-Billings (II)	2000	26	160
Ed Brands, Grinnell (III)	1996	24	158
Darrin Fitzgerald, Butler (I)	1987	28	158
Billy Shivers, Redlands (III)	2004	25	153
Freddie Banks, UNLV (I)	1987	39	152
Eric Kline, Northern St. (II)	1994	33	148
Eric Kline, Northern St. (II)	1995	30	148
Randy Rutherford, Oklahoma St. (I)	1995	37	146
Chris Peterson, Eureka (III)	1994	31	145
Dennis Stanton, Ursinus (III)	2004	27	140
Terrence Woods, Florida A&M (I)	2004	31	140
Mike Taylor, West Virginia St. (II)	2004	32	140
Terrence Woods, Florida A&M (I)	2003	28	139
Shawn Pughsley, Central Okla. (II)	1998	32	139
Demon Brown, Charlotte (I)	2003	29	137
Dennis Scott, Georgia Tech (I)	1990	35	137
Steve Diekmann, Grinnell (III)	1995	20	137
Steve Nordlund, Grinnell (III)	2002	24	137
Rashad Phillips, Detroit (I)	2001	35	136
Jed Bedford, Columbus St. (II)	2003	32	135
Reece Gliko, Mont. St.-Billings (II)	1997	28	135
Ray Gutierrez, Calif. (Pa.) (II)	1993	27	135
Jason Garrow, Augustana (S.D.) (II)	1992	27	135

THREE-POINT FIELD GOALS MADE PER GAME

Player, Team (Division)	Season	G	3FG	Avg.
Jeff Clement, Grinnell (III)	1998	22	186	8.45
Jeff Clement, Grinnell (III)	1999	22	166	7.55
Steve Diekmann, Grinnell (III)	1995	20	137	6.85
Ed Brands, Grinnell (III)	1996	24	158	6.58
Ed Brands, Grinnell (III)	1995	20	129	6.45
Markus Hallgrimson, Mont. St.-Billings (II)	2000	26	160	6.15
Billy Shivers, Redlands (III)	2004	25	153	6.12
Steve Nordlund, Grinnell (III)	2002	24	137	5.71
Darrin Fitzgerald, Butler (I)	1987	28	158	5.64
Steve Diekmann, Grinnell (III)	1994	21	117	5.57
Alex Williams, Sacramento St. (II)	1988	30	167	5.57
Chris Jans, Loras (III)	1991	25	133	5.32
Woody Piirto, Grinnell (III)	1999	22	117	5.32
Dennis Stanton, Ursinus (III)	2004	27	140	5.19
Jeff Clement, Grinnell (III)	1997	22	113	5.14
Mark Bedell, Fisk (III)	1997	19	97	5.11
Jason Garrow, Augustana (S.D.) (II)	1992	27	135	5.00
David Bailey, Concordia (III.) (III)	1994	24	120	5.00
Terrence Woods, Florida A&M (I)	2003	28	139	4.96
Eric Kline, Northern St. (II)	1995	30	148	4.93
Ray Gutierrez, Calif. (Pa.) (II)	1993	29	142	4.90
Steve Brown, West Ala. (II)	2000	26	126	4.85
Antonio Harris, LeMoyné-Owen (II)	1999	26	126	4.85
Kwame Morton, Clarion (II)	1994	26	126	4.85
Reece Gliko, Mont. St.-Billings (II)	1997	28	135	4.82

THREE-POINT FIELD-GOAL PERCENTAGE

Player, Team (Division)	Season	G	3FG	3FGA	Pct.
Reggie James, N.J. Inst. of Tech (III)	1989	29	59	88	67.0
Ray Lee, Hampton (II)	1988	24	39	60	65.0

Player, Team (Division)	Season	G	3FG	3FGA	Pct.
Glenn Tropf, Holy Cross (I)	1988	29	52	82	63.4
Sean Wightman, Western Mich. (I)	1992	30	48	76	63.2
Chris Miles, N.J. Inst. of Tech (III)	1987	26	41	65	63.1
Steve Hood, Winston-Salem (II)	1988	28	42	67	62.7
Chris Miles, N.J. Inst. of Tech (III)	1989	29	46	75	61.3
Matt Miota, Lawrence (III)	1990	22	33	54	61.1
Mike Bachman, Alma (III)	1991	26	46	76	60.5
Mark Wiley, Fort Hays St. (II)	1990	29	49	81	60.5
Aaron Fehler, Oakland City (II)	1995	26	73	121	60.3
Keith Jennings, East Tenn. St. (I)	1991	33	84	142	59.2
Aaron Baker, Mississippi Col. (II)	1989	27	69	117	59.0
Dave Calloway, Monmouth (I)	1989	28	48	82	58.5
Walter Hurd, Johnson Smith (II)	1989	27	49	84	58.3
Matt Hopson, Oakland City (II)	1996	31	84	145	57.9
Ray Magee, Richard Stockton (III)	1988	26	41	71	57.7
Keith Orchard, Whitman (III)	1988	26	42	73	57.5
Jon Bryant, St. Cloud St. (II)	1996	27	54	94	57.4
Adam Harness, Oakland City (II)	1997	26	39	68	57.4
Steve Kerr, Arizona (I)	1988	38	114	199	57.3
Reginald Jones, Prairie View (I)	1987	28	64	112	57.1
Brian O'Donnell, Rutgers-Camden (III)	1988	24	65	114	57.0
Erick Hunt, Methodist (III)	1989	27	45	79	57.0
Eric Harris, Bishop (III)	1987	26	91	160	56.9

FREE-THROW PERCENTAGE

Player, Team (Division)	Season	G	FT	FTA	Pct.
Paul Cluxton, Northern Ky. (II)	1997	35	94	94	100.0
Blake Ahearn, Southwest Mo. St. (I)	2004	33	117	120	97.5
Korey Coon, Ill. Wesleyan (III)	2000	25	157	163	96.3
Craig Collins, Penn St. (I)	1985	27	94	98	95.9
Nick Wilkins, Coe (III)	2003	26	66	69	95.7
Chanse Young, Manchester (III)	1998	25	65	68	95.6
Tomas Rimkus, Pace (II)	1997	25	65	68	95.6
Andy Enfield, Johns Hopkins (III)	1991	29	123	129	95.3
J.J. Redick, Duke (I)	2004	37	143	150	95.3
Chris Carideo, Eureka (III)	1992	26	80	84	95.2
Yudi Teichman, Yeshiva (III)	1989	21	119	125	95.2
Steve Drabyn, Belmont (I)	2003	29	78	82	95.1
Rod Foster, UCLA (I)	1982	27	95	100	95.0
C.J. Cowgill, Chaminade (II)	2001	22	113	119	95.0
Clay McKnight, Pacific (Cal.) (I)	2000	24	74	78	94.9
Matt Logie, Lehigh (I)	2003	28	91	96	94.8
Brett Davis, Wis.-Oshkosh (III)	1998	27	72	76	94.7
Joe Bueckers, Concordia-M'head (III)	2004	26	71	75	94.7
Mark Giovino, Babson (III)	1997	28	86	91	94.5
Kent Andrews, McNeese St. (II)	1968	24	85	90	94.4
Billy Newton, Morgan St. (II)	1976	28	85	90	94.4
Carlos Gibson, Marshall (I)	1978	28	84	89	94.4
Danny Basile, Marist (I)	1994	27	84	89	94.4
Mike Sanders, Northern Colo. (II)	1987	28	82	87	94.3
Jim Barton, Dartmouth (I)	1986	26	65	69	94.2
Gary Buchanan, Villanova (I)	2001	31	97	103	94.2

REBOUNDS

Player, Team (Division)	Season	G	Reb.
Elmore Smith, Kentucky St. (II)	1972	33	799
Marvin Webster, Morgan St. (II)	1974	33	740
Walt Dukes, Seton Hall (I)	1953	33	734
Maurice Stokes, St. Francis (Pa.) (II)	1955	28	726
Frank Stroncsek, American Int'l (II)	1966	26	717
Maurice Stokes, St. Francis (Pa.) (II)	1954	26	689
Jim Ahrens, Buena Vista (II)	1962	28	682
Elmore Smith, Kentucky St. (II)	1970	30	682
R.C. Owens, Albion (II)	1954	25	677
Wilbert Jones, Albany St. (Ga.) (II)	1969	28	670
Leroy Wright, Pacific (I)	1959	26	652
Tom Gola, La Salle (I)	1954	30	652
Jim Smith, Steubenville (II)	1957	26	651
Marvin Webster, Morgan St. (II)	1973	28	650
Tom Hart, Middlebury (II)	1955	22	649
Charlie Tyra, Louisville (I)	1956	29	645
Jackie Jackson, Virginia Union (II)	1961	26	641
Vincent White, Savannah St. (II)	1972	29	633
Paul Silas, Creighton (I)	1964	29	631
Bill Thieben, Hofstra (II)	1955	26	627
Lucious Jackson, Tex.-Pan American (II)	1963	32	626
Elvin Hayes, Houston (I)	1968	33	624
Vincent White, Savannah St. (II)	1970	27	624
Artis Gilmore, Jacksonville (I)	1970	28	621
Bill Thieben, Hofstra (II)	1954	24	620
Tom Hart, Middlebury (II)	1956	21	620
(Since 1973)			
Marvin Webster, Morgan St. (II)	1974	33	740

Player, Team (Division)	Season	G	Reb.
Marvin Webster, Morgan St. (II)	1973	28	650
Major Jones, Albany St. (Ga.) (II)	1975	27	608
Marvin Barnes, Providence (I)	1974	32	597
Joe Manley, Bowie St. (III)	1976	29	579
Marvin Barnes, Providence (I)	1973	30	571
Earl Williams, Winston-Salem (II)	1974	26	553
John Jordan, Southern Me. (III)	1978	29	536
Charles Oakley, Virginia Union (III)	1985	31	535
Lawrence Johnson, Prairie View (II)	1974	23	519
Andre Means, Sacred Heart (II)	1977	32	516
Major Jones, Albany St. (Ga.) (II)	1975	25	513
Kermit Washington, American (I)	1973	25	511
Bill Walton, UCLA (I)	1973	30	506
Larry Bird, Indiana St. (I)	1979	34	505
Harvey Jones, Alabama St. (II)	1974	28	503
Larry Kenon, Memphis (I)	1973	30	501
Akeem Olajuwon, Houston (I)	1984	37	500
Andre Means, Sacred Heart (II)	1978	30	493
Ricky Mahorn, Hampton (II)	1980	31	490
Rob Roesch, Staten Island (II)	1989	31	482
Howard Shockley, Salisbury (III)	1974	27	482
Keith Woolfolk, Upper Iowa (III)	1978	26	479
Leonard Robinson, Tennessee St. (II)	1974	28	478
Major Jones, Albany St. (Ga.) (II)	1976	24	475

REBOUND AVERAGE

Player, Team (Division)	Season	G	Reb.	Avg.
Tom Hart, Middlebury (II)	1956	21	620	29.5
Tom Hart, Middlebury (II)	1955	22	649	29.5
Frank Stroncsek, American Int'l (II)	1966	26	717	27.6
R.C. Owens, Albertson (I)	1954	25	677	27.1
Maurice Stokes, St. Francis (Pa.) (II)	1954	26	689	26.5
Ellerbe Neal, Wofford (II)	1953	23	609	26.5
Roman Turmon, Clark Atlanta (II)	1954	23	602	26.2
Pat Callahan, Lewis (II)	1955	20	523	26.2
Hank Brown, Mass.-Lowell (II)	1966	19	496	26.1
Maurice Stokes, St. Francis (Pa.) (II)	1955	28	726	25.9
Bill Thieben, Hofstra (II)	1954	24	620	25.8
Dean Sandifer, Lakeland (II)	1965	23	592	25.7
Charlie Slack, Marshall (I)	1955	21	538	25.6
Charles Wrinn, Trinity (Conn.) (II)	1952	19	486	25.6
Leroy Wright, Pacific (I)	1959	26	652	25.1
Jim Smith, Steubenville (II)	1957	26	651	25.0
Marv Becker, Widener (II)	1958	18	450	25.0
Tony Williams, St. Francis (Me.) (II)	1971	24	599	25.0
Ernie Brock, Virginia St. (II)	1964	24	597	24.9
Russell Jackson, Southern U. (II)	1970	22	544	24.7
Gerry Govan, St. Mary's (Kan.) (II)	1963	18	445	24.7
Merv Shorr, CCNY (II)	1954	18	444	24.7
Art Quimby, Connecticut (I)	1955	25	611	24.4
Charlie Slack, Marshall (I)	1956	22	520	23.6
Ed Conlin, Fordham (I)	1953	26	612	23.5

(Since 1973)

Marvin Webster, Morgan St. (II)	1973	28	650	23.2
Lawrence Johnson, Prairie View (II)	1974	23	519	22.6
Major Jones, Albany St. (Ga.) (II)	1975	27	608	22.5
Marvin Webster, Morgan St. (II)	1974	33	740	22.4
Earl Williams, Winston-Salem (II)	1974	26	553	21.3
Major Jones, Albany St. (Ga.) (II)	1975	25	513	20.5
Kermit Washington, American (I)	1973	25	511	20.4
Larry Gooding, St. Augustine's (II)	1974	22	443	20.1
Joe Manley, Bowie St. (III)	1976	29	579	20.0
Fred Petty, Southern N.H. (III)	1974	22	436	19.8
Major Jones, Albany St. (Ga.) (II)	1976	24	475	19.8
Larry Williams, Pratt (III)	1977	24	457	19.0
Marvin Barnes, Providence (I)	1973	30	571	19.0
Calvin Robinson, Mississippi Val. (II)	1976	23	432	18.8
Larry Williams, Pratt (III)	1977	17	318	18.7
Larry Parker, Plattsburgh St. (III)	1975	23	430	18.7
Marvin Barnes, Providence (I)	1974	32	597	18.7
Charles Greer, Thomas (III)	1977	17	318	18.7
John Jordan, Southern Me. (III)	1978	29	536	18.5
Keith Woolfolk, Upper Iowa (III)	1978	26	479	18.4
Michael Stubbs, Trinity (Conn.) (III)	1990	22	398	18.1
Mike Taylor, Pratt (III)	1978	23	414	18.0
Harvey Jones, Alabama St. (II)	1974	28	503	18.0
Walt Edwards, Husson (III)	1976	26	467	18.0
Scott Mountz, California (Pa.) (II)	1978	24	431	18.0

ASSISTS

Player, Team (Division)	Season	G	Ast.
Mark Wade, UNLV (I)	1987	38	406
Steve Ray, Bridgeport (II)	1989	32	400
Avery Johnson, Southern U. (I)	1988	30	399


Player, Team (Division)	Season	G	Ast.
Robert James, Kean (III)	1989	29	391
Steve Ray, Bridgeport (II)	1990	33	385
Anthony Manuel, Bradley (I)	1988	31	373
Tony Smith, Pfeiffer (II)	1992	35	349
Avery Johnson, Southern U. (I)	1987	31	333
Mark Jackson, St. John's (N.Y.) (I)	1986	32	328
Sherman Douglas, Syracuse (I)	1989	38	326
Tennyson Whitted, Ramapo (III)	2002	29	319
Greg Anthony, UNLV (I)	1991	35	310
Sam Crawford, New Mexico St. (I)	1993	34	310
Reid Gettys, Houston (I)	1984	37	309
Jim Ferrer, Bentley (II)	1989	31	309
Rob Paternostro, Southern N.H. (II)	1995	33	309
Carl Golson, Loyola (Ill.) (I)	1985	33	305
Craig Neal, Georgia Tech (I)	1988	32	303
Keith Jennings, East Tenn. St. (I)	1991	33	301
Brian Gregory, Oakland (II)	1989	28	300
Doug Gottlieb, Oklahoma St. (I)	1999	34	299
Chris Corchiani, North Carolina St. (I)	1991	31	299
Charles Jordan, Erskine (II)	1992	34	298
Keith Jennings, East Tenn. St. (I)	1990	34	297
Ricky Spicer, Wis.-Whitewater (III)	1989	31	295

ASSIST AVERAGE

Player, Team (Division)	Season	G	Ast.	Avg.
Robert James, Kean (III)	1989	29	391	13.48
Avery Johnson, Southern U. (I)	1988	30	399	13.30
Steve Ray, Bridgeport (II)	1989	32	400	12.50
Anthony Manuel, Bradley (I)	1988	31	373	12.03
Steve Ray, Bridgeport (II)	1990	33	385	11.66
Demetri Beekman, Assumption (II)	1993	23	264	11.47
Albert Kirchner, Mt. St. Vincent (III)	1990	24	267	11.12
Tennyson Whitted, Ramapo (III)	2002	29	319	11.00
Ernest Jenkins, N.M. Highlands (II)	1995	27	291	10.78
Avery Johnson, Southern U. (I)	1987	31	333	10.74
Brian Gregory, Oakland (II)	1989	28	300	10.71
Mark Wade, UNLV (I)	1987	38	406	10.68
Ron Torgalski, Hamilton (III)	1989	26	275	10.57
Brent Schremp, Slippery Rock (II)	1995	25	259	10.36
Louis Adams, Rust (III)	1989	22	227	10.31
Ernest Jenkins, N.M. Highlands (II)	1994	27	277	10.31
Adrian Hutt, Metro St. (II)	1991	28	285	10.17
Nelson Haggerty, Baylor (I)	1995	28	284	10.14
Tony Smith, Pfeiffer (II)	1992	35	349	9.97
Jim Ferrer, Bentley (II)	1989	31	309	9.96
Glenn Williams, Holy Cross (I)	1989	28	278	9.92
Eric Johnson, Coe (III)	1991	24	238	9.91
Todd Chappell, Texas Wesleyan (II)	2000	27	263	9.74
Joe Marcoite, N.J. Inst. of Tech (III)	1995	30	292	9.73
Phil Dixon, Shenandoah (III)	1994	26	253	9.73

BLOCKED SHOTS

Player, Team (Division)	Season	G	Blk.
David Robinson, Navy (I)	1986	35	207
Tory Black, N.J. Inst. of Tech (III)	1997	26	198
Neil Edwards, York (N.Y.) (III)	2000	26	193
Ira Nicholson, Mt. St. Vincent (III)	1995	28	188
Adonal Foyle, Colgate (I)	1997	28	180



Emeka Okafor led Division I in blocked shots and Connecticut to the national championship last season.

Photo by Stephen Slade

Player, Team (Division)	Season	G	Blk.
Keith Closs, Central Conn. St. (I)	1996	28	178
Shawn Bradley, Brigham Young (I)	1991	34	177
John Bunch, Lincoln (Pa.) (III)	2004	25	173
Wojciech Mydra, La.-Monroe (I)	2002	32	172
Alonzo Mourning, Georgetown (I)	1989	34	169
Shacun Malave, NYCCT (III)	2004	28	167
Adonal Foyle, Colgate (I)	1996	29	165
Ira Nicholson, Mt. St. Vincent (III)	1996	27	163
Ken Johnson, Ohio St. (I)	2000	30	161
Alonzo Mourning, Georgetown (I)	1992	32	160
James Doyle, Concord (II)	1998	30	157
Shaquille O'Neal, LSU (I)	1992	30	157
Emeka Okafor, Connecticut (I)	2003	33	156
Roy Rogers, Alabama (I)	1996	32	156
Antonio Harvey, Pfeiffer (II)	1993	29	155
Ira Nicholson, Mt. St. Vincent (III)	1997	24	151
Dikembe Mutombo, Georgetown (I)	1991	32	151
Antoine Hyman, Keuka (III)	1997	26	148
Emeka Okafor, Connecticut (I)	2004	36	147
Tarvis Williams, Hampton (I)	2001	32	147
Adonal Foyle, Colgate (I)	1995	30	147

BLOCKED-SHOT AVERAGE

Player, Team (Division)	Season	G	Blk.	Avg.
Tory Black, N.J. Inst. of Tech (III)	1997	26	198	7.62
Neil Edwards, York (N.Y.) (III)	2000	26	193	7.42
John Bunch, Lincoln (Pa.) (III)	2004	25	173	6.92
Ira Nicholson, Mt. St. Vincent (III)	1995	28	188	6.71
Adonal Foyle, Colgate (I)	1997	28	180	6.43
Keith Closs, Central Conn. St. (I)	1996	28	178	6.36
Ira Nicholson, Mt. St. Vincent (III)	1997	24	151	6.29
Ira Nicholson, Mt. St. Vincent (III)	1996	27	163	6.04
Shacun Malave, NYCCT (III)	2004	28	167	5.96
David Robinson, Navy (I)	1986	35	207	5.91
Antoine Hyman, Keuka (III)	1997	26	148	5.69
Adonal Foyle, Colgate (I)	1996	29	165	5.69
Neil Edwards, York (N.Y.) (III)	1999	26	144	5.54
Johnny Woods, Wesley (II)	2000	24	132	5.50
Wojciech Mydra, La.-Monroe (I)	2002	32	172	5.38
Ken Johnson, Ohio St. (I)	2000	30	161	5.37
Keith Closs, Central Conn. St. (I)	1995	26	139	5.35
Antonio Harvey, Pfeiffer (II)	1993	29	155	5.34
Antoine Hyman, Keuka (III)	1996	25	131	5.24
James Doyle, Concord (II)	1998	30	157	5.23
Shaquille O'Neal, LSU (I)	1992	30	157	5.23
Shawn Bradley, Brigham Young (I)	1991	34	177	5.21
Wojciech Mydra, La.-Monroe (I)	2000	28	144	5.14
Theo Ratliff, Wyoming (I)	1995	28	144	5.14
Cedric Lewis, Maryland (I)	1991	28	143	5.11

STEALS

Player, Team (Division)	Season	G	Stl.
Moses Jean-Pierre, Plymouth St. (III)	1994	30	189
Daniel Martinez, McMurry (III)	2000	29	178
Desmond Cambridge, Alabama A&M (I)	2002	29	160
Mookie Blaylock, Oklahoma (I)	1988	39	150
Purvis Presha, Stillman (III)	1996	25	144
Aldwin Ware, Florida A&M (I)	1988	29	142
John Linehan, Providence (I)	2002	31	139
J.R. Gamble, Queens (N.C.) (II)	2001	32	139
Darron Brittman, Chicago St. (I)	1986	28	139
Tennyson Whitted, Ramapo (III)	2002	29	138
Nadav Henefeld, Connecticut (I)	1990	37	138
Matt Newton, Principia (III)	1994	25	138
John Gallogly, Salve Regina (III)	1997	24	137
Mookie Blaylock, Oklahoma (I)	1989	35	131
Ronn McMahon, Eastern Wash. (I)	1990	29	130
Wayne Copeland, Lynn (II)	2000	26	129
Greg Dean, Concordia-M'head (III)	1997	23	126
Scott Clarke, Utica (III)	1995	24	126
Wayne Copeland, Lynn (II)	1999	31	125
Allen Iverson, Georgetown (I)	1996	37	124
Marty Johnson, Towson (I)	1988	30	124
Eric Coley, Tulsa (I)	2000	37	123
Deron Black, Allegheny (III)	1996	27	123
Terrance Gist, S.C.-Spartanburg (II)	1998	29	122
Devlin Herring, Pitt.-Johnstown (II)	1997	27	122
David Brown, Westfield St. (III)	1994	25	122

STEAL AVERAGE

Player, Team (Division)	Season	G	Stl.	Avg.
Moses Jean-Pierre, Plymouth St. (III)	1994	30	189	6.30
Daniel Martinez, McMurry (III)	2000	29	178	6.14

Player, Team (Division)	Season	G	Stl.	Avg.
Purvis Presha, Stillman (III)	1996	25	144	5.76
John Gallogly, Salve Regina (III)	1997	24	137	5.71
Matt Newton, Principia (III)	1994	25	138	5.52
Desmond Cambridge, Alabama A&M (I)	2002	29	160	5.52
Barry Aranoff, Yeshiva (III)	1995	22	121	5.50
Greg Dean, Concordia-M'head (III)	1997	23	126	5.48
John Gallogly, Salve Regina (III)	1998	23	121	5.26
Scott Clarke, Utica (III)	1995	24	126	5.25
Darron Brittman, Chicago St. (I)	1986	28	139	4.96
Wayne Copeland, Lynn (II)	2000	26	129	4.96
Joel Heckendorf, Martin Luther (III)	1996	17	84	4.94
Aldwin Ware, Florida A&M (I)	1988	29	142	4.90
David Brown, Westfield St. (III)	1994	25	122	4.88
Ivo Moyano, Polytechnic (N.Y.) (III)	1994	19	91	4.78
Tennyson Whitted, Ramapo (III)	2002	29	138	4.76
Mario Thompson, Occidental (III)	1999	24	114	4.75
Benny West, Howard Payne (III)	2004	25	116	4.64
Keith Darden, Concordia-Austin (III)	2001	24	111	4.63
Moses Jean-Pierre, Plymouth St. (III)	1993	25	114	4.56
Deron Black, Allegheny (III)	1996	27	123	4.56
Scott Clark, Utica (III)	1996	26	118	4.54
John Morris, Bluefield St. (II)	1994	23	104	4.52
Devlin Herring, Pitt.-Johnstown (II)	1997	27	122	4.52

Career Records

POINTS

Player, Team (Division)	Last Season					Pts.	
	Yrs.	G	FG	3FG	FT		
Travis Grant, Kentucky St. (II)	1972	4	121	1,760	—	525	4,045
Bob Hopkins, Grambling (II)	1956	4	126	1,403	—	953	3,759
Pete Maravich, LSU (I)	1970	3	83	1,387	—	893	3,667
Dwight Lamar, La.-Lafayette (II & I)	1973	4	112	1,445	—	603	3,493
Tony Smith, Pfeiffer (II)	1992	4	126	1,150	431	619	3,350
Earnest Lee, Clark Atlanta (II)	1987	4	115	1,270	35	723	3,298
Joe Miller, Alderson-Broaddus (II)	1957	4	129	1,082	—	1,130	3,294
John Rinka, Kenyon (II)	1970	4	99	1,261	—	729	3,251
Freeman Williams, Portland St. (I)	1978	4	106	1,369	—	511	3,249
Lionel Simmons, La Salle (I)	1990	4	131	1,244	56	673	3,217
Dick Barnett, Tennessee St. (II)	1959	4	136	1,312	—	585	3,209
Alphonso Ford, Mississippi Val. (I)	1993	4	109	1,121	333	590	3,165
Willie Scott, Alabama St. (II)	1969	4	103	1,277	—	601	3,155
Harry Kelly, Texas Southern (I)	1983	4	110	1,234	—	598	3,066
Johnnie Allen, Bethune-Cookman (II)	1969	4	111	1,306	—	446	3,058
Bennie Swain, Texas Southern (II)	1958	4	137	1,157	—	694	3,008
Hersey Hawkins, Bradley (I)	1988	4	125	1,100	118	690	3,008
Rich Fuqua, Oral Roberts (II & I)	1973	4	111	1,273	—	458	3,004
Lambert Shell, Bridgeport (II)	1992	4	132	1,102	22	775	3,001
Oscar Robertson, Cincinnati (I)	1960	3	88	1,052	—	869	2,973
Carl Hartman, Alderson-Broaddus (II)	1955	4	118	1,124	—	711	2,959
Danny Manning, Kansas (I)	1988	4	147	1,216	10	509	2,951
Andre Foreman, Salisbury (III)	1992	5	109	1,141	68	592	2,940
Earl Monroe, Winston-Salem (III)	1967	4	110	1,158	—	619	2,935
Alfredrick Hughes, Loyola (III.) (I)	1985	4	120	1,226	—	462	2,914

SCORING AVERAGE

(Minimum 1,500 points)

Player, Team (Division)	Last Season					Pts.	Avg.	
	Yrs.	G	FG	3FG	FT			
Pete Maravich, LSU (I)	1970	3	83	1,387	—	893	3,667	44.2
Austin Carr, Notre Dame (I)	1971	3	74	1,017	—	526	2,560	34.6
Oscar Robertson, Cincinnati (I)	1960	3	88	1,052	—	869	2,973	33.8
Travis Grant, Kentucky St. (II)	1972	4	121	1,760	—	525	4,045	33.4
Calvin Murphy, Niagara (I)	1970	3	77	947	—	654	2,548	33.1
John Rinka, Kenyon (II)	1970	4	99	1,261	—	729	3,251	32.8
Dwain Govan, Bishop (III)	1975	2	55	750	—	305	1,805	32.8
Florindo Vieira, Quinnipiac (II)	1957	4	69	761	—	741	2,263	32.8
Dwight Lamar, La.-Lafayette (I)	1973	2	57	768	—	326	1,862	32.7
Frank Selvy, Furman (I)	1954	3	78	922	—	694	2,538	32.5
Rick Mount, Purdue (I)	1970	3	72	910	—	503	2,323	32.3
Darrell Floyd, Furman (I)	1956	3	71	868	—	545	2,281	32.1
Nick Werkman, Seton Hall (I)	1964	3	71	812	—	649	2,273	32.0
Willie Humes, Idaho St. (I)	1971	2	48	565	—	380	1,510	31.5
William Averitt, Pepperdine (I)	1973	2	48	615	—	311	1,541	31.4
Elgin Baylor, Albertson & Seattle (I)	1958	3	80	956	—	588	2,500	31.3
Willie Shaw, Lane (II)	1964	4	76	960	—	459	2,379	31.3
Mike Davis, Virginia Union (II)	1969	4	89	1,014	—	730	2,758	31.0
Elvin Hayes, Houston (I)	1968	3	93	1,215	—	454	2,884	31.0
Freeman Williams, Portland St. (I)	1978	4	106	1,369	—	511	3,249	30.7
Willie Scott, Alabama St. (II)	1969	4	103	1,277	—	601	3,155	30.6
Dave Russell, Shepherd (III)	1975	2	60	710	—	413	1,833	30.6
arry Bird, Indiana St. (I)	1979	3	94	1,154	—	542	2,850	30.3
Carlos Knox, IUPUI (II)	1998	4	85	832	208	684	2,556	30.1
George Gilmore, Chaminade (II)	1992	2	51	485	174	387	1,531	30.0

FIELD-GOAL PERCENTAGE
(Minimum 400 field goals)

Player, Team (Division)	Last Season	Yrs.	G	FG	FGA	Pct.
Tony Rychlec, Mass. Maritime (III)	1983	3	55	509	692	73.6
Pete Metzelaars, Wabash (III)	1982	4	103	784	1,083	72.4
Todd Linder, Tampa (II)	1987	4	122	909	1,284	70.8
Tom Schurfranz, Bellarmine (II)	1992	4	112	742	1,057	70.2
Chad Scott, Calif. (Pa.) (II)	1994	4	115	465	664	70.0
Ricky Nedd, Appalachian St. (I)	1994	4	113	412	597	69.0
Ed Phillips, Alabama A&M (II)	1971	4	95	610	885	68.9
Stephen Scheffler, Purdue (I)	1990	4	110	408	596	68.5
Ulysses Hackett, S.C.-Spartanburg (II)	1992	3	90	824	1,213	67.9
Larry Tucker, Lewis (II)	1983	3	84	677	994	67.8
Steve Johnson, Oregon St. (I)	1981	4	116	828	1,222	67.8
Michael Bradley, Kentucky & Villanova (I)	2001	4	100	441	651	67.7
Otis Evans, Wayne St. (Mich.) (II)	1992	4	106	472	697	67.7
Maurice Woods, Potsdam St. (III)	1982	3	93	559	829	67.4
Matthew Cornegay, Tuskegee (II)	1982	4	105	524	783	66.9
Earl Keith, Stony Brook (III)	1979	4	94	777	1,161	66.9
Murray Brown, Florida St. (I)	1980	4	106	566	847	66.8
Ray Stroziger, Central Mo. St. (II)	1981	4	110	563	843	66.8
Dennis Edwards, Fort Hays St. (II)	1995	2	59	666	998	66.7
James Morris, Central Okla. (II)	1993	4	76	532	798	66.7
Dan Rush, Bridgewater (Va.) (III)	1995	4	102	712	1,069	66.6
Lee Campbell, Middle Tenn. & Southwest Mo. St. (I)	1990	3	88	411	618	66.5
Warren Kidd, Middle Tenn. (I)	1993	3	83	496	747	66.4
Todd MacCulloch, Washington (I)	1999	4	115	702	1,058	66.4
Joe Senser, West Chester (I)	1979	4	96	476	719	66.2
Lance Berwald, North Dakota St. (II)	1984	2	58	475	717	66.2

THREE-POINT FIELD GOALS

Player, Team (Division)	Last Season	Yrs.	G	3FG
Jeff Clement, Grinnell (III)	1999	4	91	516
Steve Nordlund, Grinnell (III)	2004	4	97	449
Steve Moyer, Gannon (II)	1999	4	112	442
Tony Smith, Pfeiffer (II)	1992	4	126	431
Curtis Staples, Virginia (I)	1998	4	122	413
Kwame Morton, Clarion (II)	1994	4	105	411
Keith Veney, Lamar & Marshall (I)	1997	4	111	409
Chris Carideo, Widener (III)	1995	4	103	402
Doug Day, Radford (I)	1993	4	117	401
Michael Watson, UMKC (I)	2004	4	117	391
Gary Duda, Merrimack (II)	1992	4	122	389
Mike Taylor, West Virginia St. (II)	2004	4	116	378
Ronnie Schmitz, UMKC (I)	1993	4	112	378
Mark Alberts, Akron (I)	1993	4	107	375
Brett Blizzard, UNC Wilmington (I)	2003	4	125	371
Kyle Korver, Creighton (I)	2003	4	128	371
Markus Hallgrimson, Mont. St.-Billings (II)	2000	3	82	371
Steve Diekmann, Grinnell (III)	1995	4	85	371
Pat Bradley, Arkansas (I)	1999	4	132	366
Bryce Drew, Valparaiso (I)	1998	4	121	364
Jeff Fryer, Loyola Marymount (I)	1990	4	112	363
Brendan Twomey, Mt. St. Mary (N.Y.)/Oneonta St. (III)	2004	4	109	362
Matt Garvey, Bates (III)	1997	4	95	361
Columbus Parker, Johnson Smith (II)	1993	4	115	354
Gary Paul, Indianapolis (II)	1990	4	111	354
Ray Wilson, UC Santa Cruz (III)	1992	4	100	354

THREE-POINT FIELD GOALS PER GAME
(Minimum 200 three-point field goals)

Player, Team (Division)	Last Season	Yrs.	G	3FG	Avg.
Jeff Clement, Grinnell (III)	1999	4	91	516	5.67
Antonio Harris, LeMoyn-Owen (II)	1999	2	52	245	4.71
Steve Nordlund, Grinnell (III)	2004	4	97	449	4.63
Timothy Pollard, Mississippi Val. (I)	1989	2	56	256	4.57
Markus Hallgrimson, Mont. St.-Billings (II)	2000	3	82	371	4.52
Ed Brands, Grinnell (III)	1996	4	78	347	4.45
Steve Diekmann, Grinnell (III)	1995	4	85	371	4.36
Sydney Grider, La.-Lafayette (I)	1990	2	58	253	4.36
Alex Williams, Sacramento St. (II)	1988	2	58	247	4.26
Tommy Spearman, Columbus St. (II)	1995	2	56	233	4.16
Reece Gliko, Mont. St.-Billings (II)	1997	2	56	231	4.13
Steve Matthews, Emerson (III)/Wentworth Inst. (III)	2000	3	81	334	4.12
Danny Phillips, Mont. St.-Billings (II)	2002	2	55	222	4.03
Brian Merriweather, Tex.-Pan American (I)	2001	3	84	332	3.95
Steve Moyer, Gannon (II)	1999	4	112	442	3.95
Kwame Morton, Clarion (II)	1994	4	105	411	3.91
Chris Carideo, Widener (III)	1995	4	103	402	3.90
Josh Heard, Tennessee Tech (I)	2000	2	55	210	3.82
Matt Garvey, Bates (III)	1997	4	95	361	3.80
Shawn Williams, Central Okla. (II)	1991	3	57	212	3.72

Player, Team (Division)	Last Season	Yrs.	G	3FG	Avg.
Zoderick Green, Central Okla. (II)	1995	3	57	212	3.72
Kareem Townes, La Salle (I)	1995	3	81	300	3.70
Keith Veney, Lamar & Marshall (I)	1997	4	111	409	3.68
Mike Sinclair, Bowie St. (II)	1989	3	82	299	3.65
Tai Crutchfield, Philadelphia (I)	2001	2	58	210	3.62

THREE-POINT FIELD-GOAL PERCENTAGE
(Minimum 200 three-point field goals)

Player, Team (Division)	Last Season	Yrs.	G	3FG	3FGA	Pct.
Scott Martin, Rollins (II)	1991	4	104	236	460	51.3
Jeff Seifriz, Wis.-Whitewater (III)	1989	3	85	217	423	51.3
Chris Peterson, Eureka (III)	1994	4	78	215	421	51.1
Todd Woelfle, Oakland City (II)	1998	4	103	210	412	51.0
Everett Foxx, Ferrum (III)	1992	4	104	315	630	50.0
Tony Bennett, Wis.-Green Bay (I)	1992	4	118	290	584	49.7
Matt Markle, Shippensburg (II)	1992	4	101	202	408	49.5
Keith Jennings, East Tenn. St. (I)	1991	4	127	223	452	49.3
Brad Alberts, Ripon (III)	1992	4	95	277	563	49.2
Jeff Jones, Lycoming (III)	1989	3	71	232	472	49.2
Troy Greenlee, DePauw (III)	1991	4	106	232	473	49.0
Paul Cluxton, Northern Ky. (II)	1997	4	122	303	619	48.9
Lance Gelnett, Millersville (II)	1992	4	109	266	547	48.6
David Todd, Pomona-Pitzer (III)	1990	4	84	212	439	48.3
Al Callejas, Scranton (III)	2001	4	90	225	466	48.3
Antonio Harris, LeMoyn-Owen (II)	1999	2	52	245	510	48.0
Jason Bullock, Indiana (Pa.) (II)	1995	4	88	235	491	47.9
Matt Ripaldi, Southern N.H. (II)	1995	4	95	205	431	47.6
Kirk Manns, Michigan St. (I)	1990	4	120	212	446	47.5
Tim Locum, Wisconsin (I)	1991	4	118	227	481	47.2
Mark Willey, Fort Hays St. (II)	1992	4	117	224	478	46.9
David Olson, Eastern Ill. (I)	1992	4	111	262	562	46.6
Todd Bowden, Randolph-Macon (II)	1989	3	84	229	491	46.6
Ross Land, Northern Ariz. (I)	2000	4	117	308	664	46.4
Dan Dickau, Washington (I) & Gonzaga (I)	2002	4	97	215	465	46.2

FREE-THROW PERCENTAGE
(Minimum 300 free throws made)

Player, Team (Division)	Last Season	Yrs.	G	FT	FTA	Pct.
Gary Buchanan, Villanova (I)	2003	4	122	324	355	91.3
Korey Coon, Ill. Wesleyan (III)	2000	4	109	449	492	91.3
Greg Starrick, Kentucky & Southern Ill. (I)	1972	4	72	341	375	90.9
Ryan Knuppel, Elmhurst (III)	2001	4	102	288	317	90.9
Jack Moore, Nebraska (I)	1982	4	105	446	495	90.1
Steve Henson, Kansas St. (I)	1990	4	127	361	401	90.0
Steve Alford, Indiana (I)	1987	4	125	535	596	89.8
Bob Lloyd, Rutgers (I)	1967	3	77	543	605	89.8
Jake Sullivan, Iowa St. (I)	2004	4	123	354	395	89.6
Jim Barton, Dartmouth (I)	1989	4	104	394	440	89.5
Al Callejas, Scranton (III)	2001	4	90	333	372	89.5
Dave Reynolds, Davis & Elkins (II)	1989	4	107	383	429	89.3
Tommy Boyer, Arkansas (I)	1963	3	70	315	353	89.2
Kyle Korver, Creighton (I)	2003	4	128	312	350	89.1
Tim McGraw, Hartwick (III)	1988	4	107	330	371	88.9
Rob Robbins, New Mexico (I)	1991	4	133	309	348	88.8
Brent Jolly, Tennessee Tech (I)	2003	4	123	347	391	88.7
Marcus Wilson, Evansville (I)	1999	4	119	455	513	88.7
Sean Miller, Pittsburgh (I)	1992	4	128	317	358	88.5
Ron Perry, Holy Cross (I)	1980	4	109	680	768	88.5
Joe Crispin, Penn. St.	2001	4	127	448	506	88.5
Joe Dykstra, Western Ill. (I)	1983	4	117	587	663	88.5
Michael Shue, Lock Haven (II)	1997	4	92	354	400	88.5
Mike Joseph, Bucknell (I)	1990	4	115	397	449	88.4

REBOUNDS

Player, Team (Division)	Last Season	Yrs.	G	Reb.
Jim Smith, Steubenville (II)	1958	4	112	2,334
Marvin Webster, Morgan St. (II)	1975	4	114	2,267
Tom Gola, La Salle (I)	1955	4	118	2,201
Major Jones, Albany St. (Ga.) (II)	1976	4	105	2,052
Joe Holup, George Washington (I)	1956	4	104	2,030
Charles Hardnett, Grambling (II)	1962	4	117	1,983
Jim Ahrens, Buena Vista (II)	1962	4	95	1,977
Elmore Smith, Kentucky St. (II)	1971	3	85	1,917
Charlie Slack, Marshall (I)	1956	4	88	1,916
Zelmo Beatty, Prairie View (II)	1962	4	97	1,916
Ed Conlin, Fordham (I)	1955	4	102	1,884
Hal Booker, Cheyney (II)	1969	4	103	1,882
Bill Thieben, Hofstra (II)	1956	3	76	1,837
Maurice Stokes, St. Francis (Pa.) (II)	1955	3	72	1,812
Dickie Hemric, Wake Forest (I)	1955	4	104	1,802

Player, Team (Division)	Last Season	Yrs.	G	Reb.
Paul Silas, Creighton (I)	1964	3	81	1,751
James Morgan, Md.-Eastern Shore (II)	1970	4	95	1,747
Tom Hart, Middlebury (II)	1956	3	63	1,738
Joe Casey, Boston St. (II)	1969	4	102	1,733
Art Quimby, Connecticut (I)	1955	4	80	1,716
Jerry Harper, Alabama (I)	1956	4	93	1,688
Jeff Cohen, William & Mary (I)	1961	4	103	1,679
Steve Hamilton, Morehead St. (I)	1958	4	102	1,675
Herb Lake, Youngstown St. (II)	1959	4	95	1,638
Jim Fay, St. Ambrose (II)	1953	4	95	1,633

(For careers beginning in 1973 or after)

Major Jones, Albany St. (Ga.) (II)	1976	4	105	2,052
Michael Smith, Hamilton (III)	1992	4	107	1,628
Tim Duncan, Wake Forest (I)	1997	4	128	1,570
Derrick Coleman, Syracuse (I)	1990	4	143	1,537
Malik Rose, Drexel (I)	1996	4	120	1,514
Ralph Sampson, Virginia (I)	1983	4	132	1,511
John Jordan, Southern Me. (III)	1981	4	105	1,504
Clemon Johnson, Florida A&M (II)	1978	4	109	1,494
Wayne Robertson, Southern N.H. (II)	1994	4	127	1,487
Larry Parker, Plattsburgh St. (III)	1978	4	85	1,482
Carlos Terry, Winston-Salem (II)	1978	4	117	1,467
Pete Padgett, Nevada (I)	1976	4	104	1,464
Kevin Clark, Clark (Mass.) (II)	1981	4	101	1,450
James Hector, American Int'l (II)	1994	4	115	1,446
Lionel Simmons, La Salle (I)	1990	4	131	1,429
Anthony Bonner, St. Louis (I)	1990	4	133	1,424
E.D. Schecterly, Lynchburg (III)	1980	4	104	1,404
Jeff Covington, Youngstown St. (II)	1978	4	106	1,381
Tyrone Hill, Xavier (I)	1990	4	126	1,380
Larry Sheets, East. Mennonite (III)	1983	4	105	1,378
Popeye Jones, Murray St. (I)	1992	4	123	1,374
Michael Brooks, La Salle (I)	1980	4	114	1,372
John Ebeling, Fla. Southern (II)	1982	4	127	1,362
Xavier McDaniel, Wichita St. (I)	1985	4	117	1,359
John Irving, Arizona & Hofstra (I)	1977	4	103	1,348

REBOUND AVERAGE

(Minimum 800 rebounds)

Player, Team (Division)	Last Season	Yrs.	G	Reb.	Avg.
Tom Hart, Middlebury (II)	1956	3	63	1,738	27.6
Maurice Stokes, St. Francis (Pa.) (II)	1955	3	72	1,812	25.2
Frank Stronczek, American Int'l (II)	1967	3	62	1,549	25.0
Bill Thieben, Hofstra (III)	1956	3	76	1,837	24.2
Hank Brown, Mass.-Lowell (II)	1967	3	49	1,129	23.0
Artis Gilmore, Jacksonville (I)	1970	2	54	1,224	22.7
Elmore Smith, Kentucky St. (II)	1971	3	85	1,917	22.6
Charles Wrinn, Trinity (Conn.) (II)	1953	3	53	1,176	22.2
Roman Turmon, Clark Atlanta (II)	1954	3	60	1,312	21.9
Charlie Slack, Marshall (I)	1956	4	88	1,916	21.8
Tony Missere, Pratt (II)	1968	3	62	1,348	21.7
Ron Horton, Delaware St. (II)	1968	3	64	1,384	21.6
Paul Silas, Creighton (I)	1964	3	81	1,751	21.6
Leroy Wright, Pacific (I)	1960	3	67	1,442	21.5
Art Quimby, Connecticut (I)	1955	4	80	1,716	21.5
Walt Dukes, Seton Hall (I)	1953	2	59	1,247	21.1
Jim Smith, Steubenville (II)	1958	4	112	2,334	20.8
Jim Ahrens, Buena Vista (II)	1962	4	95	1,977	20.8
Bob Brandes, Upsala (II)	1962	3	74	1,520	20.5
Jackie Jackson, Virginia Union (III)	1961	3	66	1,351	20.5
Bill Russell, San Francisco (I)	1956	3	79	1,606	20.3
Kermit Washington, American (I)	1973	3	73	1,478	20.2
Julius Erving, Massachusetts (I)	1971	2	52	1,049	20.2
Frank Hunter, Northland (II)	1962	4	79	1,581	20.0
Marvin Webster, Morgan St. (II)	1975	4	114	2,267	19.9

(For careers beginning in 1973 or after)

Major Jones, Albany St. (Ga.) (II)	1976	4	105	2,052	19.5
Larry Parker, Plattsburgh St. (III)	1978	4	85	1,482	17.4
Howard Shockley, Salisbury (III & II)	1976	3	76	1,299	17.1
Andre Means, Sacred Heart (II)	1978	2	62	1,009	16.3
Charles Greer, Thomas (III)	1977	3	58	926	16.0
Willie Parr, LeMoyné-Owen (III)	1976	3	76	1,182	15.6
Glenn Mosley, Seton Hall (I)	1977	4	83	1,263	15.2
Michael Smith, Hamilton (III)	1992	4	107	1,628	15.2
Dave Kufeld, Yeshiva (III)	1980	4	81	1,222	15.1
Ed Owens, Hampden-Sydney (III)	1980	4	77	1,160	15.1
Tony Rychlec, Mass. Maritime (III)	1983	3	55	812	14.8
Bill Campion, Manhattan (I)	1975	3	74	1,070	14.5
John Jordan, Southern Me. (III)	1981	4	105	1,504	14.4
Kevin Clark, Clark (Mass.) (III)	1981	4	101	1,450	14.4
Antonio Garcia, Ky. Wesleyan (II)	1999	2	70	997	14.2
Mark Veenstra, Calvin (III)	1977	4	89	1,260	14.2
Pete Padgett, Nevada (I)	1976	4	104	1,464	14.1
Rob Roesch, Staten Island (III)	1989	2	61	850	13.9

Player, Team (Division)	Last Season	Yrs.	G	Reb.	Avg.
Clemon Johnson, Florida A&M (II)	1978	4	109	1,494	13.7
Larry Johnson, Ark.-Little Rock (II)	1978	3	69	944	13.7
Carlo DeTommaso, Rhode Island Col. (III)	1976	3	72	984	13.7
Bob Warner, Maine (I)	1976	4	96	1,304	13.6
Shaquille O'Neal, LSU (I)	1992	3	90	1,217	13.5
Cornelius Cash, Bowling Green (I)	1975	3	79	1,068	13.5
E.D. Schecterly, Lynchburg (III)	1980	4	104	1,404	13.5
Ira Terrell, Southern Methodist (I)	1976	3	80	1,077	13.5

ASSISTS

Player, Team (Division)	Last Season	Yrs.	G	Ass.
Bobby Hurley, Duke (I)	1993	4	140	1,076
Demetri Beekman, Assumption (II)	1993	4	119	1,044
Chris Corchiani, North Carolina St. (I)	1991	4	124	1,038
Ed Cota, North Carolina (I)	2000	4	138	1,030
Keith Jennings, East Tenn. St. (I)	1991	4	127	983
Steve Blake, Maryland (I)	2003	4	138	972
Sherman Douglas, Syracuse (I)	1989	4	138	960
Tony Miller, Marquette (I)	1995	4	123	956
Greg Anthony, Portland/UNLV (I)	1991	4	138	950
Doug Gottlieb, Notre Dame & Oklahoma St. (I)	2000	4	124	947
Gary Payton, Oregon St. (I)	1990	4	120	938
Adam Kaufman, Edinboro (II)	2001	4	116	936
Rob Paternastro, Southern N.H. (II)	1995	4	129	919
Tennyson Whitted, Ramapo (III)	2003	4	108	917
Steve Artis, Chris. Newport (III)	1993	4	112	909
Orlando Smart, San Francisco (I)	1994	4	116	902
Andre LaFleur, Northeastern (I)	1987	4	128	894
Chico Fletcher, Arkansas St. (I)	2000	4	114	893
Phil Dixon, Shenandoah (III)	1996	4	103	889
Jim Les, Bradley (I)	1986	4	118	884
Frank Smith, Old Dominion (I)	1988	4	120	883
Taurence Chisholm, Delaware (I)	1988	4	110	877
Grayson Marshall, Clemson (I)	1988	4	122	857
Anthony Manuel, Bradley (I)	1989	4	108	855

ASSIST AVERAGE

(Minimum 550 assists)

Player, Team (Division)	Last Season	Yrs.	G	Ass.	Avg.
Steve Ray, Bridgeport (II)	1990	2	65	785	12.08
Avery Johnson, Southern U. (I)	1988	2	61	732	12.00
Sam Crawford, New Mexico St. (I)	1993	2	67	592	8.84
Mark Wade, Oklahoma & UNLV (I)	1987	3	79	693	8.77
Demetri Beekman, Assumption (II)	1993	4	119	1,044	8.77
Phil Dixon, Shenandoah (III)	1996	4	103	889	8.63
Tennyson Whitted, Ramapo (III)	2003	4	108	917	8.49
Chris Corchiani, North Carolina St. (I)	1991	4	124	1,038	8.37
Ernest Jenkins, N.M. Highlands (II)	1995	4	84	699	8.32
Steve Artis, Chris. Newport (III)	1993	4	112	909	8.12
Adam Kaufman, Edinboro (II)	2001	4	116	936	8.07
Taurence Chisholm, Delaware (I)	1988	4	110	877	7.97
Van Usher, Tennessee Tech (I)	1992	3	85	676	7.95
Anthony Manuel, Bradley (I)	1989	4	108	855	7.92
Mark Benson, Tex. A&M-Kingsville (II)	1991	3	86	674	7.84
Chico Fletcher, Arkansas St. (I)	2000	4	114	893	7.83
Pat Madden, Jacksonville St. (II)	1991	3	88	688	7.82
Gary Payton, Oregon St. (I)	1990	4	120	938	7.82
Orlando Smart, San Francisco (I)	1994	4	116	902	7.78
Tony Miller, Marquette (I)	1995	4	123	956	7.77
Keith Jennings, East Tenn. St. (I)	1991	4	127	983	7.74
Dan Ward, St. Cloud St. (II)	1995	4	100	774	7.74
Bobby Hurley, Duke (I)	1993	4	140	1,076	7.69
Doug Gottlieb, Notre Dame & Oklahoma St. (I)	2000	4	124	947	7.63
Chuck Evans, Old Dominion & Mississippi St. (I)	1993	3	85	648	7.62

BLOCKED SHOTS

Player, Team (Division)	Last Season	Yrs.	G	Blk.
Ira Nicholson, Mt. St. Vincent (III)	1997	4	100	576
Wojciech Mydra, La.-Monroe (I)	2002	4	115	535
Adonal Foyle, Colgate (I)	1997	3	87	492
Tim Duncan, Wake Forest (I)	1997	4	128	481
Alonzo Mourning, Georgetown (I)	1992	4	120	453
Tarvis Williams, Hampton (II)	2001	4	114	452
Ken Johnson, Ohio St. (I)	2001	4	127	444
Emeka Okafor, Connecticut (I)	2004	3	103	441
Antoine Hyman, Keuka (III)	1997	4	101	440
Lorenzo Coleman, Tennessee Tech (I)	1997	4	113	437
Calvin Booth, Penn St. (I)	1999	4	114	428
Troy Murphy, Notre Dame (I)	2001	3	94	425
Theo Ratliff, Wyoming (I)	1995	4	111	425

Player, Team (Division)	Last Season	Yrs.	G	Blk.
Etan Thomas, Syracuse (I)	2000	4	122	424
Rodney Blake, St. Joseph's (I)	1988	4	116	419
James Doyle, Concord (II)	1998	4	120	416
Shaquille O'Neal, LSU (I)	1992	3	90	412
Kevin Roberson, Vermont (I)	1992	4	112	409
Derek Moore, S.C.-Aiken (II)	1999	4	102	408
Jim McLvaine, Marquette (I)	1994	4	118	399
Tim Perry, Temple (I)	1988	4	130	392
Jason Lawson, Villanova (I)	1997	4	131	375
Pervis Ellison, Louisville (I)	1989	4	136	374
Peter Aluma, Liberty (I)	1997	4	119	366
Acie Earl, Iowa (I)	1993	3	116	365

BLOCKED-SHOT AVERAGE
(Minimum 200 blocked shots)

Player, Team (Division)	Last Season	Yrs.	G	Blk.	Avg.
Neil Edwards, York (N.Y.) (III)	2000	3	55	337	6.13
Ira Nicholson, Mt. St. Vincent (III)	1997	4	100	576	5.76
Adonal Foyle, Colgate (I)	1997	3	87	492	5.66
David Robinson, Navy (I)	1987	2	67	351	5.24
Wojciech Mydra, La.-Monroe (I)	2002	4	115	535	4.65
Shaquille O'Neal, LSU (I)	1992	3	90	412	4.58
Troy Murphy, Notre Dame (I)	2001	3	94	425	4.52
Jerome James, Florida A&M (I)	1998	3	81	363	4.48
Antoine Hyman, Keuka (III)	1997	4	101	440	4.36
Andrew South, N.J. Inst. of Tech (III)	1995	3	80	344	4.30
Emeka Okafor, Connecticut (I)	2004	3	103	441	4.28
Antonio Ramos, Clarke (III)	2003	3	77	318	4.13
Justin Rowe, Maine (I)	2003	2	55	226	4.11
Johnny Woods, Wesley (III)	2002	4	78	319	4.09
Derek Moore, S.C.-Aiken (II)	1999	4	102	408	4.00
Tarvis Williams, Hampton (I)	2001	4	114	452	3.96
Lorenzo Coleman, Tennessee Tech (I)	1997	4	113	437	3.87
Theo Ratliff, Wyoming (I)	1995	4	111	425	3.83
John Burke, Southampton (II)	1996	2	54	205	3.80
Alonzo Mourning, Georgetown (I)	1992	4	120	453	3.78
Kino Outlaw, Mount Olive (II)	1996	3	81	305	3.77
Calvin Booth, Penn St. (I)	1999	4	114	428	3.75
Mike Mientus, Allentown (III)	1997	4	87	324	3.72
Tarvis Williams, Hampton (I)	2000	3	82	305	3.72
Lorenzo Williams, Stetson (I)	1991	2	63	234	3.71

STEALS

Player, Team (Division)	Last Season	Yrs.	G	Stl.
Tennyson Whitted, Ramapo (III)	2003	4	108	448
John Gallogly, Salve Regina (III)	1998	4	98	413
John Linehan, Providence (I)	2002	5	122	385
Eddin Santiago, Mo. Southern St. (II)	2002	4	117	383
Daniel Martinez, McMurry (III)	2000	3	76	380
Eric Murdock, Providence (I)	1991	4	117	376
Ivo Moyano, Polytechnic (N.Y.) (III)	1997	4	87	368

Player, Team (Division)	Last Season	Yrs.	G	Stl.
Pepe Sanchez, Temple (I)	2000	4	116	365
Benny West, Howard Payne (III)	2004	4	98	363
Oronn Brown, Clarion (II)	1997	4	106	361
Robert Campbell, Armstrong Atlantic (II)	2001	4	118	357
Eric Bell, New Paltz St. (III)	1996	4	94	355
Cookie Belcher, Nebraska (I)	2001	5	131	353
Kevin Braswell, Georgetown (I)	2002	4	128	349
Bonzi Wells, Ball St. (I)	1998	4	116	347
Scott Clarke, Utica (III)	1996	4	96	346
Marcus Best, Winston-Salem (II)	2002	4	119	345
Gerald Walker, San Francisco (I)	1996	4	111	344
Johnny Rhodes, Maryland (I)	1996	4	122	344
Michael Anderson, Drexel (I)	1988	4	115	341
Kenny Robertson, Cleveland St. (I)	1990	4	119	341
Keith Jennings, East Tenn. St. (I)	1991	4	127	334
Juan Dixon, Maryland (I)	2002	4	141	333
Devlin Herring, Pitt.-Johnstown (II)	1998	4	106	333
Desmond Cambridge, Alabama A&M (I)	2002	3	84	330
Jason Hart, Syracuse (I)	2000	4	132	329
Greg Anthony, Portland & UNLV (I)	1991	4	138	329

STEAL AVERAGE
(Minimum 200 steals)

Player, Team (Division)	Last Season	Yrs.	G	Stl.	Avg.
Moses Jean-Pierre, Plymouth St. (III)	1994	2	55	303	5.51
Daniel Martinez, McMurry (III)	2000	3	76	380	5.00
Wayne Copeland, Lynn (II)	2000	2	57	254	4.46
Ivo Moyano, Polytechnic (N.Y.) (III)	1997	4	87	368	4.23
Mario Thompson, Occidental (III)	2001	3	71	300	4.23
John Gallogly, Salve Regina (III)	1998	4	98	413	4.21
Tennyson Whitted, Ramapo (III)	2003	4	108	448	4.15
Greg Dean, Concordia-M'head (III)	1997	3	75	307	4.09
Desmond Cambridge, Alabama A&M (I)	2002	3	84	330	3.93
Mookie Blaylock, Oklahoma (I)	1989	2	74	281	3.80
Eric Bell, New Paltz St. (III)	1996	4	94	355	3.78
Benny West, Howard Payne (III)	2004	4	98	363	3.70
Scott Clarke, Utica (III)	1996	4	96	346	3.60
Ricky Hollis, Brockport St. (III)	2002	4	90	322	3.58
Ronn McMahon, Eastern Wash. (I)	1990	3	64	225	3.52
Gerald Garlic, Goucher (III)	1995	3	70	244	3.49
Darrel Lewis, Lincoln (Pa.) (III)	1999	4	86	298	3.47
Oronn Brown, Clarion (II)	1997	4	106	361	3.41
Patrick Herron, Winston-Salem (II)	1995	3	78	263	3.37
David Clark, Bluefield St. (II)	1996	3	83	278	3.35
Eddin Santiago, Mo. Southern St. (II)	2002	4	117	383	3.27
Sharon Woodyard, Villa Julie (III)	1997	3	73	238	3.26
Shawn McCartney, Hunter (III)	1995	3	81	261	3.22
Carl Small, Cornell College (III)	1995	3	69	222	3.22
Eric Murdock, Providence (I)	1991	4	117	376	3.21
Ken Francis, Molloy (II)	1995	3	81	260	3.21



Award Winners

Division I Consensus All-American Selections	124
Division I Academic All-Americans By Team	127
Division I Player of the Year.....	130
Divisions II and III First-Team All-Americans By Team.....	132
Divisions II and III Academic All-Americans By Team.....	135
NCAA Postgraduate Scholarship Winners By Team.....	136



Division I Consensus All-America Selections

By Season

1929

Charley Hyatt, Pittsburgh; Joe Schaaf, Pennsylvania; Charles Murphy, Purdue; Vern Corbin, California; Thomas Churchill, Oklahoma; John Thompson, Montana St.

1930

Charley Hyatt, Pittsburgh; Charles Murphy, Purdue; Branch McCracken, Indiana; John Thompson, Montana St.; Frank Ward, Montana St.; John Wooden, Purdue.

1931

John Wooden, Purdue; Joe Reiff, Northwestern; George Gregory, Columbia; Wes Fesler, Ohio St.; Elwood Romney, Brigham Young.

1932

Forest Sale, Kentucky; Ed Krause, Notre Dame; John Wooden, Purdue; Louis Berger, Maryland; Les Witte, Wyoming.

1933

Forest Sale, Kentucky; Don Smith, Pittsburgh; Elliott Loughlin, Navy; Joe Reiff, Northwestern; Ed Krause, Notre Dame; Jerry Nemer, Southern California

1934

Claire Cribbs, Pittsburgh; Ed Krause, Notre Dame; Les Witte, Wyoming; Hal Lee, Washington; Norman Cottom, Purdue.

1935

Jack Gray, Texas; Lee Guttero, Southern California; Claire Cribbs, Pittsburgh; Bud Browning, Oklahoma; Leroy Edwards, Kentucky.

1936

Bob Kessler, Purdue; Paul Nowak, Notre Dame; Hank Luisetti, Stanford; Vern Huffman, Indiana; John Moir, Notre Dame; Ike Poole, Arkansas; Bill Kinner, Utah.

1937

Hank Luisetti, Stanford; Paul Nowak, Notre Dame; Jules Bender, Long Island; John Moir, Notre Dame; Jewell Young, Purdue.

1938

Hank Luisetti, Stanford; John Moir, Notre Dame; Fred Pralle, Kansas; Jewell Young, Purdue; Paul Nowak, Notre Dame; Meyer Bloom, Temple.

1939

First Team—Irving Torgoff, Long Island; Urgel Wintermute, Oregon; Chet Jaworski, Rhode Island; Ernie Andres, Indiana; Jimmy Hull, Ohio St.

Second Team—Bob Calihan, Detroit; Michael Novak, Loyola (Ill.); Bernard Oppen, Kentucky; Robert Anet, Oregon; Bob Hassmiller, Fordham.

1940

First Team—Ralph Vaughn, Southern California; John Dick, Oregon; Bill Hapac, Illinois; George Glamack, North Carolina; Gus Broberg, Dartmouth.

Second Team—Jack Harvey, Colorado; Marvin Huffman, Indiana; James McNatt, Oklahoma; Jesse Renick, Oklahoma St.

1941

First Team—Gus Broberg, Dartmouth; John Adams, Arkansas; Howard Engleman, Kansas; George Glamack, North Carolina; Gene Englund, Wisconsin.

Second Team—Frank Baumholtz, Ohio; Paul Lindeman, Washington St.; Oscar Schechtman, Long Island; Robert Kinney, Rice; Stan Modzelewski, Rhode Island.

1942

First Team—John Kotz, Wisconsin; Price Brookfield, West Tex. A&M; Bob Kinney, Rice; Andrew Phillip, Illinois; Robert Davies, Seton Hall.

Second Team—Robert Doll, Colorado; Wilfred Doerner, Evansville; Donald Burness, Stanford; George Munroe, Dartmouth; Stan Modzelewski, Rhode Island; John Mandic, Oregon St.

1943

First Team—Andrew Phillip, Illinois; George Senesky, St. Joseph's; Ken Sailors, Wyoming; Harry Boykoff, St. John's (N.Y.); Charles Black, Kansas; Ed Beisser, Creighton; William Closs, Rice.

Second Team—Gerald Tucker, Oklahoma; Bob Rensberger, Notre Dame; Gene Rock, Southern California; John Kotz, Wisconsin; Otto Graham, Northwestern; Gale Bishop, Washington St.

1944

First Team—George Mikan, DePaul; Audley Brindley, Dartmouth; Otto Graham, Northwestern; Robert Brannum, Kentucky; Alva Paine, Oklahoma; Robert Kurland, Oklahoma St.; Leo Klier, Notre Dame.

Second Team—Arnold Ferrin, Utah; Dale Hall, Army; Don Grate, Ohio St.; Bob Dille, Valparaiso; William Henry, Rice; Dick Triptow, DePaul.

1945

First Team—George Mikan, DePaul; Robert Kurland, Oklahoma St.; Arnold Ferrin, Utah; Walton Kirk, Illinois; William Hassett, Notre Dame; William Henry, Rice; Howard Dallmar, Pennsylvania; Wyndol Gray, Bowling Green.

Second Team—Richard Ives, Iowa; Vince Hanson, Washington St.; Dale Hall, Army; Max Norris, Northwestern; Don Grate, Ohio St.; Herb Wilkinson, Iowa.

1946

First Team—George Mikan, DePaul; Robert Kurland, Oklahoma St.; Leo Klier, Notre Dame; Max Norris, Northwestern; Sid Tanenbaum, New York U.

Second Team—Jack Parkinson, Kentucky; John Dillon, North Carolina; Ken Sailors, Wyoming; Charles Black, Kansas; Tony Lavelli, Yale; William Hassett, Notre Dame.

1947

First Team—Ralph Beard, Kentucky; Gerald Tucker, Oklahoma; Alex Groza, Kentucky; Sid Tanenbaum, New York U.; Ralph Hamilton, Indiana.

Second Team—George Kaftan, Holy Cross; John Hargis, Texas; Don Barksdale, UCLA; Arnold Ferrin, Utah; Andrew Phillip, Illinois; Ed Koffenberger, Duke; Vern Gardner, Utah.

1948

First Team—Murray Wier, Iowa, 5-9, Muscatine, IA; Ed Macauley, St. Louis, 6-8, St. Louis; Jim McIntyre, Minnesota, 6-10, Minneapolis; Kevin O'Shea, Notre Dame, 6-1, San Francisco; Ralph Beard, Kentucky, 5-10, Louisville, KY.

Second Team—Dick Dickey, North Carolina St.; Arnold Ferrin, Utah; Alex Groza, Kentucky; Harold Haskins, Hamline; George Kaftan, Holy Cross; Duane Klueh, Indiana St.; Tony Lavelli, Yale; Jack Nichols, Washington; Andy Wolfe, California.

1949

First Team—Tony Lavelli, Yale, 6-3, Somerville, MA; Vince Boryla, Denver, 6-5, East Chicago, IN; Ed Macauley, St. Louis, 6-8, St. Louis; Alex Groza, Kentucky, 6-7, Martin's Ferry, OH; Ralph Beard, Kentucky, 5-10, Louisville, KY.

Second Team—Bill Erickson, Illinois; Vern Gardner, Utah; Wallace Jones, Kentucky; Jim McIntyre, Minnesota; Ernie Vandeweghe, Colgate.

1950

First Team—Dick Schnitker, Ohio St., 6-5, Sandusky, OH; Bob Cousy, Holy Cross, 6-1, St. Albans, NY; Paul Arizin, Villanova, 6-3, Philadelphia; Paul Unruh, Bradley,

6-4, Toulon, IL; Bill Sharman, Southern California, 6-2, Porterville, CA.

Second Team—Charles Cooper, Duquesne; Don Lofgran, San Francisco; Kevin O'Shea, Notre Dame; Don Rehfeldt, Wisconsin; Sherman White, Long Island.

1951

First Team—Bill Mlkvy, Temple, 6-4, Palmerton, PA; Sam Ranzino, North Carolina St., 6-1, Gary, IN; Bill Spivey, Kentucky, 7-0, Macon, GA; Clyde Lovellette, Kansas, 6-9, Terre Haute, IN; Gene Melchiorre, Bradley, 5-8, Highland Park, IL.

Second Team—Ernie Barrett, Kansas St.; Bill Garrett, Indiana; Dick Groat, Duke; Mel Hutchins, Brigham Young; Gale McArthur, Oklahoma St.

1952

First Team—Cliff Hagan, Kentucky, 6-4, Owensboro, KY; Rod Fletcher, Illinois, 6-4, Champaign, IL; Chuck Darling, Iowa, 6-8, Denver; Clyde Lovellette, Kansas, 6-9, Terre Haute, IN; Dick Groat, Duke, 6-0, Swissvale, PA.

Second Team—Bob Houbregs, Washington; Don Meineke, Dayton; Johnny O'Brien, Seattle; Mark Workman, West Virginia; Bob Zawoluk, St. John's (N.Y.).

1953

First Team—Ernie Beck, Pennsylvania, 6-4, Philadelphia; Bob Houbregs, Washington, 6-7, Seattle; Walt Dukes, Seton Hall, 6-11, Rochester, NY; Tom Gola, La Salle, 6-6, Philadelphia; Johnny O'Brien, Seattle, 5-8, South Amboy, NJ.

Second Team—Dick Knostman, Kansas St.; Bob Pettit, LSU; Joe Richey, Brigham Young; Don Schlundt, Indiana; Frank Sely, Furman.

1954

First Team—Frank Sely, Furman, 6-3, Corbin, KY; Tom Gola, La Salle, 6-6, Philadelphia; Don Schlundt, Indiana, 6-10, South Bend, IN; Bob Pettit, LSU, 6-9, Baton Rouge, LA; Cliff Hagan, Kentucky, 6-4, Owensboro, KY.

Second Team—Bob Leonard, Indiana; Tom Marshall, Western Ky.; Bob Mattick, Oklahoma St.; Frank Ramsey, Kentucky; Dick Ricketts, Duquesne.

1955

First Team—Tom Gola, La Salle, 6-6, Philadelphia; Dick Ricketts, Duquesne, 6-8, Pottstown, PA; Bill Russell, San Francisco, 6-9, Oakland, CA; Si Green, Duquesne, 6-3, Brooklyn, NY; Dick Garmaker, Minnesota, 6-3, Hibbing, MN.

Second Team—Darrell Floyd, Furman; Robin Freeman, Ohio St.; Dickie Hemric, Wake Forest; Don Schlundt, Indiana; Ron Shavlik, North Carolina St.

1956

First Team—Tom Heinsohn, Holy Cross, 6-7, Union City, NJ; Ron Shavlik, North Carolina St., 6-9, Denver; Bill Russell, San Francisco, 6-9, Oakland, CA; Si Green, Duquesne, 6-3, Brooklyn, NY; Robin Freeman, Ohio St., 5-11, Cincinnati.

Second Team—Bob Burrow, Kentucky; Darrell Floyd, Furman; Rod Hundley, West Virginia; K.C. Jones, San Francisco; Willie Naulls, UCLA; Bill Uhl, Dayton.

1957

First Team—Rod Hundley, West Virginia, 6-4, Charleston, WV; Lenny Rosenbluth, North Carolina, 6-5, New York; Jim Krebs, Southern Methodist, 6-8, Webster Groves, MO; Wilt Chamberlain, Kansas, 7-0, Philadelphia; Charlie Tyra, Louisville, 6-8, Louisville, KY; Chet Forte, Columbia, 5-9, Hackensack, NJ.

Second Team—Elgin Baylor, Seattle; Frank Howard, Ohio St.; Guy Rodgers, Temple; Gary Thompson, Iowa St.; Grady Wallace, South Carolina

1958

First Team—Bob Boozer, Kansas St., 6-8, Omaha, NE; Elgin Baylor, Seattle, 6-6, Washington, DC; Wilt Chamberlain, Kansas, 7-0, Philadelphia; Oscar Robertson, Cincinnati, 6-5, Indianapolis; Guy Rodgers, Temple, 6-0, Philadelphia; Don Hennon, Pittsburgh, 5-9, Wampum, PA.

Second Team—Pete Brennan, North Carolina; Archie Dees, Indiana; Dave Gambee, Oregon St.; Mike Farmer, San Francisco; Bailey Howell, Mississippi St.

1959

First Team—Bailey Howell, Mississippi St., 6-7, Middleton, TN; Bob Boozer, Kansas St., 6-8, Omaha, NE; Oscar Robertson, Cincinnati, 6-5, Indianapolis; Jerry West, West Virginia, 6-3, Cabin Creek, WV; Johnny Cox, Kentucky, 6-4, Hazard, KY.

Second Team—Leo Byrd, Marshall; Johnny Green, Michigan St.; Tom Hawkins, Notre Dame; Don Hennon, Pittsburgh; Alan Seiden, St. John's (N.Y.).

1960

First Team—Oscar Robertson, Cincinnati, 6-5, Indianapolis; Jerry West, West Virginia, 6-3, Cabin Creek, WV; Jerry Lucas, Ohio St., 6-8, Middletown, OH; Darrall Imhoff, California, 6-10; Alhambra, CA; Tom Stith, St. Bonaventure, 6-5, Brooklyn, NY.

Second Team—Terry Dischinger, Purdue; Tony Jackson, St. John's (N.Y.); Roger Kaiser, Georgia Tech; Lee Shaffer, North Carolina; Len Wilkens, Providence.

1961

First Team—Jerry Lucas, Ohio St., 6-8, Middletown, OH; Tom Stith, St. Bonaventure, 6-5, Brooklyn, NY; Terry Dischinger, Purdue, 6-7, Terre Haute, IN; Roger Kaiser, Georgia Tech, 6-1, Dale, IN; Chet Walker, Bradley, 6-6, Benton Harbor, MI.

Second Team—Walt Bellamy, Indiana; Frank Burgess, Gonzaga; Tony Jackson, St. John's (N.Y.); Billy McGill, Utah; Larry Siegfried, Ohio St.

1962

First Team—Jerry Lucas, Ohio St., 6-8, Middletown, OH; Len Chappell, Wake Forest, 6-8, Portage Area, PA; Billy McGill, Utah, 6-9, Los Angeles; Terry Dischinger, Purdue, 6-7, Terre Haute, IN; Chet Walker, Bradley, 6-6, Benton Harbor, MI.

Second Team—Jack Foley, Holy Cross; John Havlicek, Ohio St.; Art Heyman, Duke; Cotton Nash, Kentucky; John Rudometkin, Southern California; Rod Thorn, West Virginia.

1963

First Team—Art Heyman, Duke, 6-5, Rockville Center, NY; Ron Bonham, Cincinnati, 6-5, Muncie, IN; Barry Kramer, New York U., 6-4, Schenectady, NY; Jerry Harkness, Loyola (Ill.), 6-3, New York; Tom Thacker, Cincinnati, 6-2, Covington, KY.

Second Team—Gary Bradds, Ohio St.; Bill Green, Colorado St.; Cotton Nash, Kentucky; Rod Thorn, West Virginia; Nate Thurmond, Bowling Green.

1964

First Team—Bill Bradley, Princeton, 6-5, Crystal City, MO; Dave Stallworth, Wichita St., 6-7, Dallas; Gary Bradds, Ohio St., 6-8, Jamestown, OH; Walt Hazzard, UCLA, 6-2, Philadelphia; Cotton Nash, Kentucky, 6-5, Leominster, MA.

Second Team—Ron Bonham, Cincinnati; Mel Counts, Oregon St.; Fred Hetzel, Davidson; Jeff Mullins, Duke; Cazzie Russell, Michigan.

1965

First Team—Bill Bradley, Princeton, 6-5, Crystal City, MO; Rick Barry, Miami (Fla.), 6-7, Roselle Park, NJ; Fred Hetzel, Davidson, 6-8, Washington, DC; Cazzie Russell, Michigan, 6-5, Chicago; Gail Goodrich, UCLA, 6-1, North Hollywood, CA.

Second Team—Bill Buntin, Michigan; Wayne Estes, Utah St.; Clyde Lee, Vanderbilt; Dave Schellhase, Purdue; Dave Stallworth, Wichita St.

1966

First Team—Dave Bing, Syracuse, 6-3, Washington, DC; Dave Schellhase, Purdue, 6-4, Evansville, IN; Clyde Lee, Vanderbilt, 6-9, Nashville, TN; Cazzie Russell, Michigan, 6-5, Chicago; Jim Walker, Providence, 6-3, Boston.

Second Team—Lou Dampier, Kentucky; Matt Guokas, St. Joseph's; Jack Marin, Duke; Dick Snyder, Davidson; Bob Verga, Duke; Walt Wesley, Kansas.

1967

First Team—Lew Alcindor, UCLA, 7-2, New York; Elvin Hayes, Houston, 6-8, Rayville, LA; Wes Unseld, Louisville, 6-8, Louisville, KY; Jim Walker, Providence, 6-3, Boston; Clem Haskins, Western Ky., 6-3, Campbellsville, KY; Bob Lloyd, Rutgers, 6-1, Upper Darby, PA; Bob Verga, Duke, 6-0, Sea Girt, NJ.

Second Team—Mel Daniels, New Mexico; Sonny Dove, St. John's (N.Y.); Larry Miller, North Carolina; Don May, Dayton; Lou Dampier, Kentucky.

1968

First Team—Wes Unseld, Louisville, 6-8, Louisville, KY; Elvin Hayes, Houston, 6-8, Rayville, LA; Lew Alcindor, UCLA, 7-2, New York; Pete Maravich, LSU, 6-5, Raleigh, NC; Larry Miller, North Carolina, 6-4, Catauga, PA.

Second Team—Lucius Allen, UCLA; Bob Lanier, St. Bonaventure; Don May, Dayton; Calvin Murphy, Niagara; Jo Jo White, Kansas.

1969

First Team—Lew Alcindor, UCLA, 7-2, New York; Spencer Haywood, Detroit, 6-8, Detroit; Pete Maravich, LSU, 6-5, Raleigh, NC; Rick Mount, Purdue, 6-4, Lebanon, IN; Calvin Murphy, Niagara, 5-10, Norwalk, CT.

Second Team—Dan Issel, Kentucky; Mike Maloy, Davidson; Bud Ogden, Santa Clara; Charlie Scott, North Carolina; Jo Jo White, Kansas.

1970

First Team—Pete Maravich, LSU, 6-5, Raleigh, NC; Rick Mount, Purdue, 6-4, Lebanon, IN; Bob Lanier, St. Bonaventure, 6-11, Buffalo, NY; Dan Issel, Kentucky, 6-9, Batavia, IL; Calvin Murphy, Niagara, 5-10, Norwalk, CT.

Second Team—Austin Carr, Notre Dame; Jim Collins, New Mexico St.; John Roche, South Carolina; Charlie Scott, North Carolina; Sidney Wicks, UCLA.

1971

First Team—Austin Carr, Notre Dame, 6-3, Washington, DC; Sidney Wicks, UCLA, 6-8, Los Angeles; Artis Gilmore, Jacksonville, 7-2, Dothan, AL; Dean Meminger, Marquette, 6-1, New York; Jim McDaniels, Western Ky., 7-0, Scottsville, KY.

Second Team—John Roche, South Carolina; Johnny Neumann, Mississippi; Ken Durrett, La Salle; Howard Porter, Villanova; Curtis Rowe, UCLA.

1972

First Team—Bill Walton, UCLA, 6-11, La Mesa, CA; Dwight Lamar, La-Lafayette, 6-1, Columbus, OH; Ed Ratleff, Long Beach St., 6-6, Columbus, OH; Bob McAdoo, North Carolina, 6-8, Greensboro, NC; Tom Riker, South Carolina, 6-10, Oyster Bay, NY; Jim Chones, Marquette, 6-11, Racine, WI; Henry Bibby, UCLA, 6-1, Franklinton, NC.

Second Team—Barry Parkhill, Virginia; Jim Price, Louisville; Bud Stallworth, Kansas; Henry Willmore, Michigan; Rich Fuqua, Oral Roberts.

1973

First Team—Doug Collins, Illinois St., 6-6, Benton, IL; Ed Ratleff, Long Beach St., 6-6, Columbus, OH; Dwight Lamar, La-Lafayette, 6-1, Columbus, OH; Bill Walton, UCLA, 6-11, La Mesa, CA; Ernie DiGregorio, Providence, 6-0, North Providence, RI; David Thompson, North Carolina St., 6-4, Shelby, NC; Keith Wilkes, UCLA, 6-6, Santa Barbara, CA.

Second Team—Jim Brewer, Minnesota; Kevin Joyce, South Carolina; Kermit Washington, American;

Tom Burleson, North Carolina St.; Larry Finch, Memphis; Tom McMillen, Maryland.

1974

First Team—Keith Wilkes, UCLA, 6-6, Santa Barbara, CA; John Shumate, Notre Dame, 6-9, Elizabeth, NJ; Bill Walton, UCLA, 6-11, La Mesa, CA; David Thompson, North Carolina St., 6-4, Shelby, NC; Marvin Barnes, Providence, 6-9, Providence, RI.

Second Team—Len Elmore, Maryland; Bobby Jones, North Carolina; Bill Knight, Pittsburgh; Larry Fogle, Canisius; Campy Russell, Michigan.

1975

First Team—David Thompson, North Carolina St., 6-4, Shelby, NC; Adrian Dantley, Notre Dame, 6-5, Washington, DC; Scott May, Indiana, 6-7, Sandusky, OH; John Lucas, Maryland, 6-4, Durham, NC; Dave Meyers, UCLA, 6-8, La Habra, CA.

Second Team—Luther Burden, Utah; Kevin Grevey, Kentucky; Leon Douglas, Alabama; Gus Williams, Southern California; Ron Lee, Oregon.

1976

First Team—Scott May, Indiana, 6-7, Sandusky, OH; Richard Washington, UCLA, 6-10, Portland, OR; John Lucas, Maryland, 6-4, Durham, NC; Kent Benson, Indiana, 6-11, New Castle, IN; Adrian Dantley, Notre Dame, 6-5, Washington, DC.

Second Team—Mitch Kupchak, North Carolina; Phil Sellers, Rutgers; Phil Ford, North Carolina; Earl Tatum, Marquette; Bernard King, Tennessee.

1977

First Team—Otis Birdsong, Houston, 6-4, Winter Haven, FL; Marques Johnson, UCLA, 6-7, Los Angeles; Kent Benson, Indiana, 6-11, New Castle, IN; Ricky Green, Michigan, 6-2, Chicago; Phil Ford, North Carolina, 6-2, Rocky Mount, NC; Bernard King, Tennessee, 6-7, Brooklyn, NY.

Second Team—Phil Hubbard, Michigan; Mychal Thompson, Minnesota; Ernie Grunfeld, Tennessee; Greg Ballard, Oregon; Rod Griffin, Wake Forest; Butch Lee, Marquette; Bill Cartwright, San Francisco.

1978

First Team—Phil Ford, North Carolina, 6-2, Rocky Mount, NC; Butch Lee, Marquette, 6-2, Bronx, NY; David Greenwood, UCLA, 6-9, Los Angeles; Mychal Thompson, Minnesota, 6-10, Nassau, Bahamas; Larry Bird, Indiana St., 6-9, French Lick, IN.

Second Team—Jack Givens, Kentucky; Freeman Williams, Portland St.; Rick Robey, Kentucky; Ron Brewer, Arkansas; Rod Griffin, Wake Forest.

1979

First Team—Larry Bird, Indiana St., 6-9, French Lick, IN; David Greenwood, UCLA, 6-9, Los Angeles; Earvin Johnson, Michigan St., 6-8, Lansing, MI; Sidney Moncrief, Arkansas, 6-4, Little Rock, AR; Mike Gminski, Duke, 6-11, Monroe, CT.

Second Team—Bill Cartwright, San Francisco; Calvin Natt, La-Monroe; Kelly Tripucka, Notre Dame; Mike O'Koren, North Carolina; Jim Spanarkel, Duke; Jim Paxson, Dayton; Sly Williams, Rhode Island.

1980

First Team—Mark Aguirre, DePaul, 6-7, Chicago; Michael Brooks, La Salle, 6-7, Philadelphia; Joe Barry Carroll, Purdue, 7-1, Denver; Kyle Macy, Kentucky, 6-3, Peru, IN; Darrell Griffith, Louisville, 6-4, Louisville, KY.

Second Team—Albert King, Maryland; Mike Gminski, Duke; Mike O'Koren, North Carolina; Sam Worthen, Marquette; Kelvin Ransey, Ohio St.

1981

First Team—Mark Aguirre, DePaul, 6-7, Chicago; Danny Ainge, Brigham Young, 6-5, Eugene, OR; Steve Johnson, Oregon St., 6-11, San Bernardino, CA; Ralph Sampson, Virginia, 7-4, Harrisonburg, VA; Isiah Thomas, Indiana, 6-1, Chicago.

Second Team—Sam Bowie, Kentucky; Jeff Lamp, Virginia; Durand Macklin, LSU; Kelly Tripucka, Notre Dame; Danny Vranes, Utah; Al Wood, North Carolina.

1982

First Team—Terry Cummings, DePaul, 6-9, Chicago; Quintin Dailey, San Francisco, 6-4, Baltimore; Eric Floyd, Georgetown, 6-3, Gastonia, NC; Ralph Sampson, Virginia, 7-4, Harrisonburg, VA; James Worthy, North Carolina, 6-9, Gastonia, NC.

Second Team—Dale Ellis, Tennessee; Kevin Magee, UC Irvine; John Paxson, Notre Dame; Sam Perkins, North Carolina; Paul Pressey, Tulsa.

1983

First Team—Dale Ellis, Tennessee, 6-7, Marietta, GA; Patrick Ewing, Georgetown, 7-0, Cambridge, MA; Michael Jordan, North Carolina, 6-6, Wilmington, NC; Sam Perkins, North Carolina, 6-9, Latham, NY; Ralph Sampson, Virginia, 7-4, Harrisonburg, VA; Wayman Tisdale, Oklahoma, 6-9, Tulsa, OK; Keith Lee, Memphis, 6-9, West Memphis, AR.

Second Team—Clyde Drexler, Houston; John Paxson, Notre Dame; Steve Stipanovich, Missouri; Jon Sundvold, Missouri; Darrell Walker, Arkansas; Sidney Green, UNLV; Randy Wittman, Indiana.

1984

First Team—Wayman Tisdale, Oklahoma, 6-9, Tulsa, OK; Sam Perkins, North Carolina, 6-10, Latham, NY; Patrick Ewing, Georgetown, 7-0, Cambridge, MA; Akeem Olajuwon, Houston, 7-0, Lagos, Nigeria; Michael Jordan, North Carolina, 6-5, Wilmington, NC.

Second Team—Chris Mullin, St. John's (N.Y.); Devin Durrant, Brigham Young; Leon Wood, Cal St. Fullerton; Keith Lee, Memphis; Melvin Turpin, Kentucky; Michael Cage, San Diego St.

1985

First Team—Wayman Tisdale, Oklahoma, 6-9, Tulsa, OK; Patrick Ewing, Georgetown, 7-0, Cambridge, MA; Keith Lee, Memphis, 6-10, West Memphis, AR; Chris Mullin, St. John's (N.Y.), 6-6, Brooklyn, NY; Xavier McDaniel, Wichita St., 6-7, Columbia, SC; Johnny Dawkins, Duke, 6-2, Washington, DC.

Second Team—Kenny Walker, Kentucky; Jon Concak, Southern Methodist; Len Bias, Maryland; Mark Price, Georgia Tech; Dwayne Washington, Syracuse.

1986

First Team—Len Bias, Maryland, 6-8, Landover, MD; Kenny Walker, Kentucky, 6-8, Roberta, GA; Walter Berry, St. John's (N.Y.), 6-8, Bronx, NY; Johnny Dawkins, Duke, 6-2, Washington, DC; Steve Alford, Indiana, 6-2, New Castle, IN.

Second Team—Dell Curry, Virginia Tech; Brad Daugherty, North Carolina; Danny Manning, Kansas; Ron Harper, Miami (Ohio); Scott Skiles, Michigan St.; David Robinson, Navy.

1987

First Team—David Robinson, Navy, 7-1, Woodbridge, VA; Danny Manning, Kansas, 6-11, Lawrence, KS; Reggie Williams, Georgetown, 6-7, Baltimore; Steve Alford, Indiana, 6-2, New Castle, IN; Kenny Smith, North Carolina, 6-3, Queens, NY.

Second Team—Armon Gilliam, UNLV; Dennis Hopson, Ohio St.; Mark Jackson, St. John's (N.Y.); Ken Norman, Illinois; Horace Grant, Clemson.

1988

First Team—Gary Grant, Michigan, 6-3, Canton, OH; Hersey Hawkins, Bradley, 6-3, Chicago; J.R. Reid, North Carolina, 6-9, Virginia Beach, VA; Sean Elliott, Arizona, 6-8, Tucson, AZ; Danny Manning, Kansas, 6-11, Lawrence, KS.

Second Team—Mark Macon, Temple; Rony Seikaly, Syracuse; Danny Ferry, Duke; Jerome Lane, Pittsburgh; Mitch Richmond, Kansas St.; Michael Smith, Brigham Young.

1989

First Team—Sean Elliott, Arizona, 6-8, Sr., Tucson, AZ; Pervis Ellison, Louisville, 6-9, Sr., Savannah, GA; Danny Ferry, Duke, 6-10, Sr., Bowie, MD; Chris Jackson, LSU, 6-1, Fr., Gulfport, MS; Stacey King, Oklahoma, 6-11, Sr., Lawton, OK.

Second Team—Mookie Blaylock, Oklahoma, 6-1, Sr.; Sherman Douglas, Syracuse, 6-0, Sr.; Jay Edwards, Indiana, 6-4, So.; Todd Lichti, Stanford, 6-4, Sr.; Glen Rice, Michigan, 6-7, Sr.; Lionel Simmons, La Salle, 6-6, Jr.

1990

First Team—Derrick Coleman, Syracuse, 6-10, Sr., Detroit; Chris Jackson, LSU, 6-1, So., Gulfport, MS; Larry Johnson, UNLV, 6-7, Jr., Dallas; Gary Payton, Oregon St., 6-3, Sr., Oakland, CA; Lionel Simmons, La Salle, 6-6, Sr., Philadelphia.

Second Team—Hank Gathers, Loyola Marymount, 6-7, Sr.; Kendall Gill, Illinois, 6-5, Sr.; Bo Kimble, Loyola Marymount, 6-5, Sr.; Alonzo Mourning, Georgetown, 6-10, So.; Rumeal Robinson, Michigan, 6-2, Sr.; Dennis Scott, Georgia Tech, 6-8, Jr.; Doug Smith, Missouri, 6-10, Jr.

1991

First Team—Kenny Anderson, Georgia Tech, 6-2, So., Rego Park, NY; Jim Jackson, Ohio St., 6-6, So., Toledo, OH; Larry Johnson, UNLV, 6-7, Sr., Dallas; Shaquille O'Neal, LSU, 7-1, So., San Antonio; Billy Owens, Syracuse, 6-9, Jr., Carlisle, PA.

Second Team—Stacey Augmon, UNLV, 6-8, Sr.; Keith Jennings, East Tenn. St., 5-7, Sr.; Christian Laettner, Duke, 6-11, Jr.; Eric Murdock, Providence, 6-2, Sr.; Steve Smith, Michigan St., 6-6, Sr.

1992

First Team—Jim Jackson, Ohio St., 6-6, Jr., Toledo, OH; Christian Laettner, Duke, 6-11, Sr., Angola, NY; Harold Miner, Southern California, 6-5, Jr., Inglewood, CA; Alonzo Mourning, Georgetown, 6-10, Sr., Chesapeake, VA; Shaquille O'Neal, LSU, 7-1, Jr., San Antonio.

Second Team—Byron Houston, Oklahoma St., 6-7, Sr.; Don MacLean, UCLA, 6-10, Sr.; Anthony Peeler, Missouri, 6-4, Sr.; Malik Sealy, St. John's (N.Y.), 6-7, Sr.; Walt Williams, Maryland, 6-8, Sr.

1993

First Team—Calbert Cheaney, Indiana, 6-7, Sr., Evansville, IN; Anfernee Hardaway, Memphis, 6-7, Jr., Memphis, TN; Bobby Hurley, Duke, 6-0, Sr., Jersey City, NJ; Jamal Mashburn, Kentucky, 6-8, Jr., New York; Chris Webber, Michigan, 6-9, So., Detroit.

Second Team—Terry Dehere, Seton Hall, 6-3, Sr.; Grant Hill, Duke, 6-7, Jr.; Billy McCaffrey, Vanderbilt, 6-3, Jr.; Eric Montross, North Carolina, 7-0, Jr.; J.R. Rider, UNLV, 6-7, Sr.; Glenn Robinson, Purdue, 6-9, So.; Rodney Rogers, Wake Forest, 6-8, Jr.

1994

First Team—Grant Hill, Duke, 6-8, Sr., Reston, VA; Jason Kidd, California, 6-4, So., Oakland, CA; Donyell Marshall, Connecticut, 6-9, Jr., Reading, PA; Glenn Robinson, Purdue, 6-8, Jr., Gary, IN; Clifford Rozier, Louisville, 6-9, Jr., Bradenton, FL.

Second Team—Melvin Booker, Missouri, 6-2, Sr.; Eric Montross, North Carolina, 7-0, Sr.; Lamond Murray, California, 6-7, Jr.; Khalid Reeves, Arizona, 6-2, Sr.; Jalen Rose, Michigan, 6-8, Jr.; Corliss Williamson, Arkansas, 6-7, So.

1995

First Team—Ed O'Bannon, UCLA, 6-8, Sr., Lakewood, CA; Shawn Respert, Michigan St., 6-3, Sr., Detroit; Joe Smith, Maryland, 6-10, So., Norfolk, VA; Jerry Stackhouse, North Carolina, 6-6, So., Kingston, NC; Damon Stoudamire, Arizona, 6-10, Sr., Portland, OR.

Second Team—Randolph Childress, Wake Forest, 6-2, Sr.; Kerry Kittles, Villanova, 6-5, Jr.; Lou Roe, Massachusetts, 6-7, Sr.; Rasheed Wallace, North Carolina, 6-10, So.; Corliss Williamson, Arkansas, 6-7, Jr.

1996

First Team—Ray Allen, Connecticut, 6-5, Jr., Daltzell, SC; Marcus Camby, Massachusetts, 6-11, Jr., Hartford, CT; Tony Delk, Kentucky, 6-1, Sr., Brownsville, TN; Tim Duncan, Wake Forest, 6-10, Jr., St. Croix, Virgin Islands; Allen Iverson, Georgetown, 6-1, So., Hampton, VA; Kerry Kittles, Villanova, 6-5, Sr., New Orleans.

Second Team—Danny Fortson, Cincinnati, 6-7, So.; Keith Van Horn, Utah, 6-9, Jr.; Jacque Vaughn, Kansas, 6-1, Jr.; John Wallace, Syracuse, 6-8, Sr.; Lorenzen Wright, Memphis, 6-11, So.

1997

First Team—Tim Duncan, Wake Forest, 6-10, Sr., St. Croix, Virgin Islands; Danny Fortson, Cincinnati, 6-7, Jr., Pittsburgh; Raef LaFrentz, Kansas, 6-11, Jr., Monona, IA; Ron Mercer, Kentucky, 6-7, So., Nashville, TN; Keith Van Horn, Utah, 6-9, Sr., Diamond Bar, CA.

Second Team—Chauncey Billups, Colorado, 6-3, So.; Bobby Jackson, Minnesota, 6-1, Sr.; Antawn Jamison, North Carolina, 6-9, So.; Brevin Knight, Stanford, 5-10, Sr.; Jacque Vaughn, Kansas, 6-1, Sr.

1998

First Team—Mike Bibby, Arizona, 6-2, So., Phoenix, AZ; Antawn Jamison, North Carolina, 6-9, Jr., Charlotte, NC; Raef LaFrentz, Kansas, 6-11, Sr., Monona, IA; Paul Pierce, Kansas, 6-7, Jr., Inglewood, CA; Miles Simon, Arizona, 6-5, Sr., Fullerton, CA.

Second Team—Vince Carter, North Carolina, 6-6, Jr.; Mateen Cleaves, Michigan St., 6-2, So.; Pat Garrity, Notre Dame, 6-9, Sr.; Richard Hamilton, Connecticut, 6-6, So.; Ansu Sesay, Mississippi, 6-9, Sr.

1999

First Team—Elton Brand, Duke, 6-8, So., Peekskill, NY; Mateen Cleaves, Michigan St., 6-2, Jr., Flint, MI; Richard Hamilton, Connecticut, 6-6, Jr., Coatesville, PA; Andre Miller, Utah, 6-2, Sr., Los Angeles; Jason Terry, Arizona, 6-2, Sr., Seattle.

Second Team—Evan Eschmeyer, Northwestern, 6-11, Sr.; Steve Francis, Maryland, 6-3, Jr.; Trajan Langdon, Duke, 6-3, Sr.; Chris Porter, Auburn, 6-7, Jr.; Wally Szczerbiak, Miami (Ohio), 6-8, Sr.

2000

First Team—Chris Carrawell, Duke, 6-6, Sr., St. Louis; Marcus Fizer, Iowa St., Jr., Arcadia, IA; A.J. Guyton, Indiana, 6-1, Sr., Peoria, IL; Kenyon Martin, Cincinnati, 6-9, Sr., Dallas; Chris Mihm, Texas, 7-0, Jr., Austin, TX; Troy Murphy, Notre Dame, 6-10, So., Morristown, NJ.

Second Team—Courtney Alexander, Fresno St., 6-6, Sr.; Shane Battier, Duke, 6-8, Jr.; Mateen Cleaves, Michigan St., 6-2, Sr.; Scoonie Penn, Ohio St., 5-10, Sr.; Morrison Peterson, Michigan St., 6-6, Sr.; Stromile Swift, LSU, 6-9, So.

2001

First Team—Shane Battier, Duke, 6-8, Sr., Birmingham, MI; Joseph Forte, North Carolina, 6-4, So., Greenbelt, MD; Casey Jacobsen, Stanford, 6-6, So., Glendora, CA; Troy Murphy, Notre Dame, 6-10, Jr., Morristown, NJ; Jason Williams, Duke, 6-2, So., Plainfield, NJ.

Second Team—Troy Bell, Boston College, 6-1, So.; Michael Bradley, Villanova, 6-10, Jr.; Tayshaun Prince, Kentucky, 6-9, Jr.; Jason Richardson, Michigan St., 6-6, So.; Jamaal Tinsley, Iowa St., 6-3 Sr.

2002

First Team—Juan Dixon, Maryland, 6-3, Sr., Baltimore; Dan Dickau, Gonzaga, 6-1, Sr., Vancouver, WA; Drew Gooden, Kansas, 6-10, Jr., Richmond, CA; Steve Logan, Cincinnati, 6-1, Sr., Cleveland; Jason Williams, Duke, 6-2, Jr., Plainfield, NJ.

Second Team—Sam Clancy, Southern California, 6-7, Sr.; Mike Dunleavy, Duke, 6-9, Jr.; Casey Jacobsen, Stanford, 6-6, Jr.; Jared Jeffries, Indiana, 6-10, So.; David West, Xavier, 6-8, Jr.

Photo by Texas Tech Sports Information



Andre Emmett of Texas Tech averaged 20.6 points a game last season en route to being named a 2004 first team consensus all-American.

2003

First Team—Nick Collison, Kansas, 6-9, Sr., Iowa Falls, IA; T.J. Ford, Texas, 5-10, So., Houston; Josh Howard, Wake Forest, 6-6, Sr., Winston-Salem, NC; Dwyane Wade, Marquette, 6-4, Jr., Robbins, IL; David West, Xavier, 6-9, Sr., Garner, NC.

Second Team—Carmelo Anthony, Syracuse, 6-8, Fr.; Troy Bell, Boston College, 6-1, Sr.; Jason Gardner, Arizona, 5-10, Sr.; Kyle Korver, Creighton, 6-7, Sr.; Hollis Price, Oklahoma, 6-1, Sr.

2004

First Team—Andre Emmett, Texas Tech, 6-5, Sr., Dallas; Ryan Gomes, Providence, 6-7, Jr., Waterbury, CT; Jameer Nelson, St. Joseph's, 6-0, Sr., Chester, PA; Emeka Okafor, Connecticut, 6-10, Jr., Houston; Lawrence Roberts, Mississippi St., 6-9, Jr., Houston.

Second Team—Josh Childress, Stanford, 6-8, Jr.; Devin Harris, Wisconsin, 6-3, Jr.; Julius Hodge, North Carolina St., 6-6, Jr.; Luke Jackson, Oregon, 6-7, Sr.; Blake Stepp, Gonzaga, 6-4, Sr.

Teams used for consensus selections:

- Helms Foundation—1929-48
- Converse Yearbook—1932-48
- College Humor Magazine—1929-33, 1936
- Christy Walsh Syndicate—1929-30
- Literary Digest Magazine—1934
- Madison Square Garden—1937-42
- Omaha World Newspaper—1937
- Newspaper Enterprises Assn.—1938, 1953-63
- Colliers (Basketball Coaches)—1939, 1949-56
- Pic Magazine—1942-44
- Argosy Magazine—1945
- True Magazine—1946-47
- International News Service—1950-58
- Look Magazine—1949-63
- United Press International—1949-96
- Sporting News—1943-46, 1997-2004
- The Associated Press—1948-2004
- National Association of Basketball Coaches—1957-2004
- U.S. Basketball Writers Association—1960-2004

Consensus First-Team All-Americans By Team

ARIZONA

- 1988—Sean Elliott
- 1989—Sean Elliott
- 1995—Damon Stoudamire
- 1998—Mike Bibby
- Miles Simon
- 1999—Jason Terry

ARKANSAS

- 1936—Ike Poole
- 1941—John Adams
- 1979—Sidney Moncrief

BOWLING GREEN

- 1945—Wyndol Gray

BRADLEY

- 1950—Paul Unruh
- 1951—Gene Melchiorre
- 1961—Chet Walker
- 1962—Chet Walker
- 1988—Hersey Hawkins

BRIGHAM YOUNG

- 1931—Elwood Romney
- 1981—Danny Ainge

CALIFORNIA

- 1929—Vern Corbin
- 1960—Darrall Imhoff
- 1994—Jason Kidd

CINCINNATI

- 1958—Oscar Robertson
- 1959—Oscar Robertson
- 1960—Oscar Robertson
- 1963—Ron Bonham
- Tom Thacker
- 1997—Danny Fortson
- 2000—Kenyon Martin
- 2002—Steve Logan

COLUMBIA

- 1931—George Gregory
- 1957—Chet Forte

CONNECTICUT

- 1994—Donyell Marshall
- 1996—Ray Allen
- 1999—Richard Hamilton
- 2004—Emeka Okafor

CREIGHTON

- 1943—Ed Beisser

DARTMOUTH

- 1940—Gus Broberg
- 1941—Gus Broberg
- 1944—Audley Brindley

DAVIDSON

- 1965—Fred Hetzel

DENVER

- 1949—Vince Boryla

DEPAUL

- 1944—George Mikan
- 1945—George Mikan
- 1946—George Mikan
- 1980—Mark Aguirre
- 1981—Mark Aguirre
- 1982—Terry Cummings

DETROIT

- 1969—Spencer Haywood

DUKE

- 1952—Dick Groat
- 1963—Art Heyman
- 1967—Bob Verga
- 1979—Mike Gminski
- 1985—Johnny Dawkins
- 1986—Johnny Dawkins
- 1989—Danny Ferry
- 1992—Christian Laettner
- 1993—Bobby Hurley
- 1994—Grant Hill
- 1999—Elton Brand
- 2000—Chris Carrarell
- 2001—Shane Battier
- Jason Williams
- 2002—Jason Williams

DUQUESNE

- 1955—Dick Ricketts
- Si Green
- 1956—Si Green

FURMAN

- 1954—Frank Selvy

GEORGETOWN

- 1982—Eric Floyd
- 1983—Patrick Ewing
- 1984—Patrick Ewing
- 1985—Patrick Ewing
- 1987—Reggie Williams
- 1992—Alonzo Mourning
- 1996—Allen Iverson

GEORGIA TECH

- 1961—Roger Kaiser
- 1991—Kenny Anderson

GONZAGA

- 2002—Dan Dickau

HOLY CROSS

- 1950—Bob Cousy
- 1956—Tom Heinsohn

HOUSTON

- 1967—Elvin Hayes
- 1968—Elvin Hayes
- 1977—Otis Birdsong
- 1984—Akeem Olajuwon

ILLINOIS

- 1940—Bill Hapac
- 1942—Andrew Phillip
- 1943—Andrew Phillip

- 1945—Walton Kirk
- 1952—Rod Fletcher

ILLINOIS ST.

- 1973—Doug Collins

INDIANA

- 1930—Branch McCracken
- 1936—Vern Huffman
- 1939—Ernie Andres
- 1947—Ralph Hamilton
- 1954—Don Schlundt
- 1975—Scott May
- 1976—Scott May
- Kent Benson
- 1977—Kent Benson
- 1981—Isiah Thomas
- 1986—Steve Alford
- 1987—Steve Alford
- 1993—Calbert Cheaney
- 2000—A.J. Guyton

INDIANA ST.

- 1978—Larry Bird
- 1979—Larry Bird

IOWA

- 1948—Murray Wier
- 1952—Chuck Darling

IOWA ST.

- 2000—Marcus Fizer

JACKSONVILLE

- 1971—Artis Gilmore

KANSAS

- 1938—Fred Pralle
- 1941—Howard Engleman
- 1943—Charles Black
- 1951—Clyde Lovellette
- 1952—Clyde Lovellette
- 1957—Wilt Chamberlain
- 1958—Wilt Chamberlain
- 1987—Danny Manning
- 1988—Danny Manning
- 1997—Raef LaFrentz
- 1998—Raef LaFrentz
- Paul Pierce
- 2002—Drew Gooden
- 2003—Nick Collison

KANSAS ST.

- 1958—Bob Boozer
- 1959—Bob Boozer

KENTUCKY

- 1932—Forest Sale
- 1933—Forest Sale
- 1935—Leroy Edwards
- 1944—Robert Brannum
- 1947—Ralph Beard
- Alex Groza
- 1948—Ralph Beard
- 1949—Ralph Beard
- Alex Groza
- 1951—Bill Spivey
- 1952—Cliff Hagan

- 1954—Cliff Hagan

- 1959—Johnny Cox
- 1964—Cotton Nash
- 1970—Dan Issel
- 1980—Kyle Macy
- 1986—Kenny Walker
- 1993—Jamal Mashburn
- 1996—Tony Delk
- 1997—Ron Mercer

LA-LAFAYETTE

- 1972—Dwight Lamar
- 1973—Dwight Lamar

LA SALLE

- 1953—Tom Gola
- 1954—Tom Gola
- 1955—Tom Gola
- 1980—Michael Brooks
- 1990—Lionel Simmons

LONG BEACH ST.

- 1972—Ed Ratleff
- 1973—Ed Ratleff

LONG ISLAND

- 1937—Jules Bender
- 1939—Irving Torgoff

LSU

- 1954—Bob Pettit
- 1968—Pete Maravich
- 1969—Pete Maravich
- 1970—Pete Maravich
- 1989—Chris Jackson
- 1990—Chris Jackson
- 1991—Shaquille O'Neal
- 1992—Shaquille O'Neal

LOUISVILLE

- 1957—Charlie Tyra
- 1967—Wes Unseld
- 1968—Wes Unseld
- 1980—Darrall Griffith
- 1989—Pervis Ellison
- 1994—Clifford Rozier

LOYOLA (ILL.)

- 1963—Jerry Harkness

MARQUETTE

- 1971—Dean Meminger
- 1972—Jim Chones
- 1978—Butch Lee
- 2003—Dwayne Wade

MARYLAND

- 1932—Louis Berger
- 1975—John Lucas
- 1976—John Lucas
- 1986—Len Bias
- 1995—Joe Smith
- 2002—Juan Dixon

MASSACHUSETTS

- 1996—Marcus Camby

MEMPHIS

- 1983—Keith Lee

1985—Keith Lee
1993—Anfernee Hardaway

MIAMI (FLA.)

1965—Rick Barry

MICHIGAN

1965—Cazzie Russell
1966—Cazzie Russell
1977—Rickey Green
1988—Gary Grant
1993—Chris Webber

MICHIGAN ST.

1979—Earvin Johnson
1995—Shawn Respert
1999—Mateen Cleaves

MINNESOTA

1948—Jim McIntyre
1955—Dick Garmaker
1978—Mychal Thompson

MISSISSIPPI ST.

1959—Bailey Howell
2004—Lawrence Roberts

MONTANA ST.

1929—John Thompson
1930—John Thompson
Frank Ward

NAVY

1933—Elliot Loughlin
1987—David Robinson

UNLV

1990—Larry Johnson
1991—Larry Johnson

NEW YORK U.

1946—Sid Tanenbaum
1947—Sid Tanenbaum
1963—Barry Kramer

NIAGARA

1969—Calvin Murphy
1970—Calvin Murphy

NORTH CAROLINA

1940—George Glamack
1941—George Glamack
1957—Lenny Rosenbluth
1968—Larry Miller
1972—Bob McAdoo
1977—Phil Ford
1978—Phil Ford
1982—James Worthy
1983—Michael Jordan
Sam Perkins
1984—Michael Jordan
Sam Perkins
1987—Kenny Smith
1988—J.R. Reid
1995—Jerry Stackhouse
1998—Antawn Jamison
2001—Joseph Forte

NORTH CAROLINA ST.

1951—Sam Ranzino
1956—Ron Shavlik
1973—David Thompson
1974—David Thompson
1975—David Thompson

NORTHWESTERN

1931—Joe Reiff
1933—Joe Reiff
1944—Otto Graham
1946—Max Norris

NOTRE DAME

1932—Ed Krause
1933—Ed Krause
1934—Ed Krause
1936—Paul Nowak

John Moir

1937—Paul Nowak

John Moir

1938—Paul Nowak

John Moir

1944—Leo Klier

1945—William Hassett

1946—Leo Klier

1948—Kevin O'Shea

1971—Austin Carr

1974—John Shumate

1975—Adrian Dantley

1976—Adrian Dantley

2000—Troy Murphy
2001—Troy Murphy

OHIO ST.

1931—Wes Fesler
1939—Jimmy Hull
1950—Dick Schnittker
1956—Robin Freeman
1960—Jerry Lucas
1961—Jerry Lucas
1962—Jerry Lucas
1964—Gary Bradds
1991—Jim Jackson
1992—Jim Jackson

OKLAHOMA

1929—Thomas Churchill
1935—Bud Browning
1944—Alva Paine
1947—Gerald Tucker
1983—Wayman Tisdale
1984—Wayman Tisdale
1985—Wayman Tisdale
1989—Stacey King

OKLAHOMA ST.

1944—Robert Kurland
1945—Robert Kurland
1946—Robert Kurland

OREGON

1939—Urgel Wintermute
1940—John Dick

OREGON ST.

1981—Steve Johnson
1990—Gary Payton

PENNSYLVANIA

1929—Joe Schaaf
1945—Howard Dallmar
1953—Ernie Beck

PITTSBURGH

1929—Charley Hyatt
1930—Charley Hyatt
1933—Don Smith
1934—Claire Cribbs
1935—Claire Cribbs
1958—Don Hennon

PRINCETON

1964—Bill Bradley
1965—Bill Bradley

PROVIDENCE

1966—Jim Walker
1967—Jim Walker
1973—Ernie DiGregorio
1974—Marvin Barnes
2004—Ryan Gomes

PURDUE

1929—Charles Murphy
1930—Charles Murphy

John Wooden

1931—John Wooden

1932—John Wooden

1934—Norman Cottom

1936—Bob Kessler

1937—Jewell Young

1938—Jewell Young

1961—Terry Dischinger

1962—Terry Dischinger

1966—Dave Schellhase

1969—Rick Mount

1970—Rick Mount

1980—Joe Barry Carroll

1994—Glenn Robinson

RHODE ISLAND

1939—Chet Jaworski

RICE

1942—Bob Kinney
1943—William Closs
1945—William Henry

RUTGERS

1967—Bob Lloyd

ST. BONAVENTURE

1960—Tom Stiith

1961—Tom Stiith

1970—Bob Lanier

ST. JOHN'S (N.Y.)

1943—Harry Boykoff
1985—Chris Mullin
1986—Walter Berry

ST. JOSEPH'S

1943—George Senesky
2004—Jameer Nelson

ST. LOUIS

1948—Ed Macauley
1949—Ed Macauley

SAN FRANCISCO

1955—Bill Russell
1956—Bill Russell
1982—Quintin Dailey

SEATTLE

1953—Johnny O'Brien
1958—Elgin Baylor

SETON HALL

1942—Robert Davies
1953—Walt Dukes

SOUTH CAROLINA

1972—Tom Riker

SOUTHERN CALIFORNIA

1933—Jerry Nemer
1935—Lee Guttero
1940—Ralph Vaughn
1950—Bill Sharman
1992—Harold Miner

SOUTHERN METHODIST

1957—Jim Krebs

STANFORD

1936—Hank Luisetti
1937—Hank Luisetti
1938—Hank Luisetti
2001—Casey Jacobsen

SYRACUSE

1966—Dave Bing
1990—Derrick Coleman
1991—Billy Owens

TEMPLE

1938—Meyer Bloom
1951—Bill Mlkvy
1958—Guy Rodgers

TENNESSEE

1977—Bernard King
1983—Dale Ellis

TEXAS

1935—Jack Gray
2000—Chris Mihm
2003—T.J. Ford

TEXAS TECH

2004—Andre Emmett

UCLA

1964—Walt Hazzard
1965—Gail Goodrich
1967—Lew Alcindor
1968—Lew Alcindor
1969—Lew Alcindor
1971—Sidney Wicks
1972—Bill Walton
Henry Bibby
1973—Bill Walton
Keith Wilkes
1974—Bill Walton
Keith Wilkes
1975—Dave Meyers
1976—Richard Washington
1977—Marques Johnson
1978—David Greenwood
1979—David Greenwood
1995—Ed O'Bannon

UTAH

1936—Bill Kinner
1945—Arnold Ferrin
1962—Billy McGill
1997—Keith Van Horn
1999—Andre Miller

VANDERBILT

1966—Clyde Lee

VILLANOVA

1950—Paul Arizin
1996—Kerry Kittles

VIRGINIA

1981—Ralph Sampson
1982—Ralph Sampson
1983—Ralph Sampson

WAKE FOREST

1962—Len Chappell
1996—Tim Duncan
1997—Tim Duncan
2003—Josh Howard

WASHINGTON

1934—Hal Lee
1953—Bob Houbregs

WEST TEX. A&M

1942—Price Brookfield

WEST VIRGINIA

1957—Rod Hundley
1959—Jerry West
1960—Jerry West

WESTERN KY.

1967—Clem Haskins
1971—Jim McDaniels

WICHITA ST.

1964—Dave Stallworth
1985—Xavier McDaniel

WISCONSIN

1941—Gene Englund
1942—John Kotz

WYOMING

1932—Les Witte
1934—Les Witte
1943—Ken Sailors

XAVIER

2003—David West

YALE

1949—Tony Lavelli

Team Leaders in Consensus First-Team All-Americans

(Ranked on total number of selections)

Team	No.	Players
Kentucky	20	15
Notre Dame	19	10
UCLA	18	12
North Carolina	17	13
Purdue	16	10
Duke	15	12
Indiana	14	11
Kansas	14	10
Ohio St.	10	7
Cincinnati	8	6
Oklahoma	8	6
LSU	8	4
Georgetown	7	5
Arizona	6	5
Louisville	6	5
Maryland	6	5
Pittsburgh	6	4
DePaul	6	3
Southern California	5	5
Utah	5	5
Bradley	5	4
Illinois	5	4
Providence	5	4
La Salle	5	3
Michigan	5	3
North Carolina St.	5	3

Division I Academic All-Americans by Team

AIR FORCE

1968—Cliff Parsons
1970—Jim Cooper
1978—Tom Schneeberger

AMERICAN

1972—Kermit Washington
1973—Kermit Washington
1987—Patrick Witting

ARIZONA

1976—Bob Elliott
1977—Bob Elliott

ARIZONA ST.

1964—Art Becker
1999—Bobby Lazor

ARKANSAS

1978—Jim Counce

ARMY

1964—Mike Silliman

BALL ST.

2002—Patrick Jackson

BAYLOR

1996—Doug Brandt
1997—Doug Brandt

BELMONT

2002—Wes Burtner
2003—Adam Mark
2004—Adam Mark

BOSTON COLLEGE

1968—Terry Driscoll

BRIGHAM YOUNG

1980—Danny Ainge
1981—Danny Ainge
1983—Devin Durrant
1984—Devin Durrant
1987—Michael Smith
1988—Michael Smith
1989—Michael Smith
1990—Andy Toolson

BROWN

1986—Jim Turner

BUCKNELL

1999—Valter Karavanic

CALIFORNIA

1987—David Butler

CENTRAL MICH.

1993—Sander Scott

COL. OF CHARLESTON

2000—Jody Lumpkin
2001—Jody Lumpkin

CINCINNATI

1967—Mike Rolf

CLEVELAND ST.

1973—Pat Lyons

COLGATE

1997—Adonal Foyle

CONNECTICUT

1967—Wes Bialosuknia
2003—Emeka Okafor
2004—Emeka Okafor

CREIGHTON

1964—Paul Silas
1978—Rick Apke

DARTMOUTH

1984—Paul Anderson
1996—Seamus Lonergan

DAVIDSON

1988—Derek Rucker

DAYTON

1979—Jim Paxson
1981—Mike Kanieski
1982—Mike Kanieski

DENVER

2003—Brett Starkey

DEPAUL

1991—Stephen Howard
1992—Stephen Howard

DUKE

1963—Jay Buckley
1964—Jay Buckley
1971—Dick DeVenzio
1972—Gary Melchionni
1975—Bob Fleischer
1978—Mike Gminski
Jim Spanarkel
1979—Mike Gminski
Jim Spanarkel
1980—Mike Gminski
2000—Shane Battier
2001—Shane Battier

DUQUESNE

1969—Bill Zopf
1970—Bill Zopf

EVANSVILLE

1989—Scott Haffner
2003—Clint Cuffle

FAIRLEIGH DICKINSON

1978—John Jorgensen

FLORIDA

2002—Matt Bonner
2003—Matt Bonner

FORDHAM

1975—Darryl Brown

GEORGE WASHINGTON

1976—Pat Tallent
1986—Steve Frick

GEORGIA

1988—Alec Kessler
1989—Alec Kessler
1990—Alec Kessler

GEORGIA TECH

1964—Jim Caldwell
1969—Rich Yunkus
1970—Rich Yunkus
1971—Rich Yunkus
1998—Matt Harpring

GONZAGA

1984—Bryce McPhee
John Stockton
1985—Bryce McPhee
1992—Jarrod Davis
1993—Jeff Brown
1994—Jeff Brown
2002—Dan Dickau

HARVARD

1985—Joe Carrabino
1987—Arne Duncan

HAWAII

2004—Michael Kuebler

HOLY CROSS

1969—Ed Siudut
1978—Ronnie Perry
1979—Ronnie Perry
1980—Ronnie Perry
1991—Jim Nairus

ILLINOIS

1968—Dave Scholz
1969—Dave Scholz
1971—Rich Howatt
1974—Rick Schmidt
1975—Rick Schmidt

ILLINOIS ST.

1973—Doug Collins

INDIANA

1964—Dick Van Arsdale
1965—Dick Van Arsdale
1965—Tom Van Arsdale
1973—John Ritter
1974—Steve Green
1975—Steve Green

1976—Kent Benson
1977—Kent Benson
1978—Wayne Radford
1982—Randy Wittman
1983—Randy Wittman
1985—Uwe Blab
1989—Joe Hillman

IOWA ST.

1995—Fred Hoiberg

JACKSONVILLE

1971—Vaughan Wedeking
1983—Maurice Roulhac

KANSAS

1971—Bud Stallworth
1974—Tom Kivisto
1977—Ken Koenigs
Chris Barnhouse
1978—Ken Koenigs
1979—Darnell Valentine
1980—Darnell Valentine
1981—Darnell Valentine
1982—David Magley
1996—Jacque Vaughn
1997—Jerod Haase
Jacque Vaughn
1999—Ryan Robertson

KANSAS ST.

1968—Earl Seyfert
1982—Tim Jankovich
Ed Nealy

KENTUCKY

1966—Lou Dampier
1967—Lou Dampier
1969—Larry Conley
1970—Dan Issel
Mike Pratt
1971—Mike Casey
1975—Bob Guyette
Jimmy Dan Conner
1979—Kyle Macy

LA SALLE

1977—Tony DiLeo
1988—Tim Legler
1992—Jack Hurd

LAMAR

1999—Matt Sundblad

LEWIS

1989—Jamie Martin

LOUISVILLE

1976—Phil Bond

LOYOLA MARYMOUNT

1973—Steve Smith

MANHATTAN

1990—Peter Runge

MARQUETTE

1982—Marc Marotta
1983—Marc Marotta
1984—Marc Marotta

MARSHALL

1972—Mike D'Antoni
1973—Mike D'Antoni

MARYLAND

1972—Tom McMillen
1973—Tom McMillen
1974—Tom McMillen
1991—Matt Roe

MIAMI (OHIO)

1993—Craig Michaelis

MICHIGAN

1976—Steve Grote
1981—Marty Bodnar

MICHIGAN ST.

1970—Ralph Simpson
1979—Greg Kelsner
2004—Chris Hill

MISSISSIPPI

1975—Dave Shepherd

MISSOURI

1983—Steve Stipanovich

MONTANA

1981—Craig Zanon
1985—Larry Krystkowiak
1986—Larry Krystkowiak

MURRAY ST.

1985—Mike Lahm

NEBRASKA

1984—John Matzke

UNLV

1983—Danny Tarkanian
1984—Danny Tarkanian

NEW MEXICO

1969—Ron Becker
1970—Ron Becker

NEW MEXICO ST.

2001—Eric Channing
2002—Eric Channing

NORTH CAROLINA

1965—Billy Cunningham
1970—Charlie Scott
1972—Dennis Wuycik
Steve Previs
1976—Tommy LaGarde
1986—Steve Hale
1994—Eric Montross

UNC GREENSBORO

2001—Nathan Jameson

NORTH CAROLINA ST.

1984—Terry Gannon
1985—Terry Gannon
1995—Todd Fuller
1996—Todd Fuller

NORTHEASTERN

1977—David Caligaris
1978—David Caligaris

NORTHERN ILL.

1984—Tim Dillion
1998—T.J. Lux
2000—T.J. Lux

NORTHERN IOWA

1984—Randy Kraayenbrink

NORTHWESTERN

1967—Jim Burns
1980—Mike Campbell
1987—Shon Morris
1988—Shon Morris

NOTRE DAME

1967—Bob Arnzen
1968—Bob Arnzen
1969—Bob Arnzen
1974—Gary Novak
1979—Kelly Tripucka
1980—Rich Branning
1982—John Paxson
1983—John Paxson
1997—Pat Garrity
1998—Pat Garrity

OHIO

1971—Craig Love
1977—Steve Skaggs
1990—Dave Jamerson

OHIO ST.

1968—Bill Hosket

OKLAHOMA

1974—Alvan Adams
1975—Alvan Adams
1980—Terry Stotts

OKLAHOMA ST.

1964—Gary Hassmann
1969—Joe Smith

PACIFIC

1967—Keith Swagerty

PENNSYLVANIA

1972—Robert Morse

PENN ST.

1994—John Amaechi

1995—John Amaechi

PRINCETON

1965—Bill Bradley

1991—Kit Mueller

PURDUE

1965—Dave Schellhase

1966—Dave Schellhase

1972—Robert Ford

1981—Brian Walker

1982—Keith Edmonson

1983—Steve Reid

1985—Steve Reid

RADFORD

1998—Corey Reed

RICE

1994—Adam Peakes

ST. FRANCIS (PA.)

1990—Michael Iuzzolino

1991—Michael Iuzzolino

ST. LOUIS

1968—Rich Niemann

1994—Scott Highmark

1995—Scott Highmark

SAN DIEGO ST.

1976—Steve Copp

SANTA CLARA

1968—Dennis Awtry

1969—Dennis Awtry

1970—Dennis Awtry

SIENA

1985—Doug Peotzch

1992—Bruce Schroeder

SOUTH CAROLINA

1970—John Roche

1971—John Roche

SOUTHERN ILL.

1976—Mike Glenn

1977—Mike Glenn

SOUTHERN METHODIST

1977—Pete Lodwick

STANFORD

2000—Mark Madsen

SYRACUSE

1981—Dan Schayes

TENNESSEE

1968—Bill Justus

1993—Lang Wiseman

TEXAS

1979—Jim Krivacs

TEXAS A&M

1964—Bill Robinette

UTEP

2000—Brandon Wolfram

2001—Brandon Wolfram

TULSA

1999—Michael Ruffin

UCLA

1967—Mike Warren

1969—Kenny Heitz

1971—Sidney Wicks

1972—Bill Walton

Keith Wilkes

Greg Lee

1973—Bill Walton

Keith Wilkes

Greg Lee

1974—Bill Walton

Keith Wilkes

Greg Lee

1975—Ralph Dröllinger

1977—Marques Johnson

1979—Kiki Vandeweghe

1980—Kiki Vandeweghe

1995—George Zidek

UTAH

1970—Mike Newlin

1971—Mike Newlin

1977—Jeff Jonas

1998—Michael Doleac

UTAH ST.

1964—Gary Watts

1980—Dean Hunger

1982—Larry Bergeson

1996—Eric Franson

VANDERBILT

1975—Jeff Fosnes

1976—Jeff Fosnes

1993—Bruce Elder

VILLANOVA

1973—Tom Inglesby

1982—John Pinone

1983—John Pinone

1986—Harold Jensen

1987—Harold Jensen

VIRGINIA

1976—Wally Walker

1981—Jeff Lamp

Lee Raker

VMI

1980—Andy Kolesar

1981—Andy Kolesar

WASHINGTON

1982—Dave Henley

WASHINGTON ST.

1989—Brian Quinnett

WEBER ST.

1985—Randy Worster

WICHITA ST.

1967—Jamie Thompson

1969—Ron Mendell

WILLIAM & MARY

1985—Keith Cieplicki

2004—Adam Hess

WISCONSIN

1974—Dan Anderson

WIS.-GREEN BAY

1992—Tony Bennett

Division I Player of the Year

Season	United Press International	The Associated Press	U.S. Basketball Writers Assn.	Wooden Award	Nat'l Assn. of Basketball Coaches	Naismith Award	Frances Pomeroy Naismith Award
1955	Tom Gola La Salle						
1956	Bill Russell San Francisco						
1957	Chet Forte Columbia						
1958	Oscar Robertson Cincinnati						
1959	Oscar Robertson Cincinnati		Oscar Robertson Cincinnati				
1960	Oscar Robertson Cincinnati		Oscar Robertson Cincinnati				
1961	Jerry Lucas Ohio St.	Jerry Lucas Ohio St.	Jerry Lucas Ohio St.				
1962	Jerry Lucas Ohio St.	Jerry Lucas Ohio St.	Jerry Lucas Ohio St.				
1963	Art Heyman Duke	Art Heyman Duke	Art Heyman Duke				
1964	Gary Bradds Ohio St.	Gary Bradds Ohio St.	Walt Hazzard UCLA				
1965	Bill Bradley Princeton	Bill Bradley Princeton	Bill Bradley Princeton				
1966	Cazzie Russell Michigan	Cazzie Russell Michigan	Cazzie Russell Michigan				
1967	Lew Alcindor UCLA	Lew Alcindor UCLA	Lew Alcindor UCLA				
1968	Elvin Hayes Houston	Elvin Hayes Houston	Elvin Hayes Houston				
1969	Lew Alcindor UCLA	Lew Alcindor UCLA	Lew Alcindor UCLA			Lew Alcindor UCLA	Billy Keller Purdue
1970	Pete Maravich LSU	Pete Maravich LSU	Pete Maravich LSU			Pete Maravich LSU	John Rinka Kenyon

Season	United Press International	The Associated Press	U.S. Basketball Writers Assn.	Wooden Award	Nat'l Assn. of Basketball Coaches	Naimsmith Award	Frances Pomeroy Naimsmith Award
1971	Austin Carr Notre Dame	Austin Carr Notre Dame	Sidney Wicks UCLA			Austin Carr Notre Dame	Charlie Johnson California
1972	Bill Walton UCLA	Bill Walton UCLA	Bill Walton UCLA			Bill Walton UCLA	Scott Martin Oklahoma
1973	Bill Walton UCLA	Bill Walton UCLA	Bill Walton UCLA			Bill Walton UCLA	Bobby Sherwin Army
1974	Bill Walton UCLA	David Thompson North Carolina St.	Bill Walton UCLA			Bill Walton UCLA	Mike Robinson Michigan St.
1975	David Thompson North Carolina St.	David Thompson North Carolina St.	David Thompson North Carolina St.		David Thompson North Carolina St.	David Thompson North Carolina St.	Monty Towe North Carolina St.
1976	Scott May Indiana	Scott May Indiana	Adrian Dantley Notre Dame		Scott May Indiana	Scott May Indiana	Frank Algia St. John's (N.Y.)
1977	Marques Johnson UCLA	Marques Johnson UCLA	Marques Johnson UCLA	Marques Johnson UCLA	Marques Johnson UCLA	Marques Johnson UCLA	Jeff Jonas Utah
1978	Butch Lee Marquette	Butch Lee Marquette	Phil Ford North Carolina	Phil Ford North Carolina	Phil Ford North Carolina	Butch Lee Marquette	Mike Schib Susquehanna
1979	Larry Bird Indiana St.	Larry Bird Indiana St.	Larry Bird Indiana St.	Larry Bird Indiana St.	Larry Bird Indiana St.	Larry Bird Indiana St.	Alton Byrd Columbia
1980	Mark Aguirre DePaul	Mark Aguirre DePaul	Mark Aguirre DePaul	Darrell Griffith Louisville	Michael Brooks La Salle	Mark Aguirre DePaul	Jim Sweeney Boston College
1981	Ralph Sampson Virginia	Ralph Sampson Virginia	Ralph Sampson Virginia	Danny Ainge Brigham Young	Danny Ainge Brigham Young	Ralph Sampson Virginia	Terry Adolph West Tex. A&M
1982	Ralph Sampson Virginia	Ralph Sampson Virginia	Ralph Sampson Virginia	Ralph Sampson Virginia	Ralph Sampson Virginia	Ralph Sampson Virginia	Jack Moore Nebraska
1983	Ralph Sampson Virginia	Ralph Sampson Virginia	Ralph Sampson Virginia	Ralph Sampson Virginia	Ralph Sampson Virginia	Ralph Sampson Virginia	Ray McCallum Ball St.
1984	Michael Jordan North Carolina	Michael Jordan North Carolina	Michael Jordan North Carolina	Michael Jordan North Carolina	Michael Jordan North Carolina	Michael Jordan North Carolina	Ricky Stokes Virginia
1985	Chris Mullin St. John's (N.Y.)	Patrick Ewing Georgetown	Chris Mullin St. John's (N.Y.)	Chris Mullin St. John's (N.Y.)	Patrick Ewing Georgetown	Patrick Ewing Georgetown	Bubba Jennings Texas Tech
1986	Walter Berry St. John's (N.Y.)	Walter Berry St. John's (N.Y.)	Walter Berry St. John's (N.Y.)	Walter Berry St. John's (N.Y.)	Walter Berry St. John's (N.Y.)	Johnny Dawkins Duke	Jim Les Bradley
1987	David Robinson Navy	David Robinson Navy	David Robinson Navy	David Robinson Navy	David Robinson Navy	David Robinson Navy	Tyrone Bogues Wake Forest
1988	Hersey Hawkins Bradley	Hersey Hawkins Bradley	Hersey Hawkins Bradley	Danny Manning Kansas	Danny Manning Kansas	Danny Manning Kansas	Jerry Johnson Fla. Southern
1989	Danny Ferry Duke	Sean Elliott Arizona	Danny Ferry Duke	Sean Elliott Arizona	Sean Elliott Arizona	Danny Ferry Duke	Tim Hardaway UTEP
1990	Lionel Simmons La Salle	Lionel Simmons La Salle	Lionel Simmons La Salle	Lionel Simmons La Salle	Lionel Simmons La Salle	Lionel Simmons La Salle	Boo Harvey St. John's (N.Y.)
1991	Shaquille O'Neal LSU	Shaquille O'Neal LSU	Larry Johnson UNLV	Larry Johnson UNLV	Larry Johnson UNLV	Larry Johnson UNLV	Keith Jennings East Tenn. St.
1992	Jim Jackson Ohio St.	Christian Laettner Duke	Christian Laettner Duke	Christian Laettner Duke	Christian Laettner Duke	Christian Laettner Duke	Tony Bennett Wis.-Green Bay
1993	Calbert Cheaney Indiana	Calbert Cheaney Indiana	Calbert Cheaney Indiana	Calbert Cheaney Indiana	Calbert Cheaney Indiana	Calbert Cheaney Indiana	Sam Crawford New Mexico S.
1994	Glenn Robinson Purdue	Glenn Robinson Purdue	Glenn Robinson Purdue	Glenn Robinson Purdue	Glenn Robinson Purdue	Glenn Robinson Purdue	Greg Brown Evansville
1995	Joe Smith Maryland	Joe Smith Maryland	Ed O'Bannon UCLA	Ed O'Bannon UCLA	Shawn Respert Michigan St.	Joe Smith Maryland	Tyus Edney UCLA
1996	Marcus Camby Massachusetts	Marcus Camby Massachusetts	Marcus Camby Massachusetts	Marcus Camby Massachusetts	Marcus Camby Massachusetts	Marcus Camby Massachusetts	Eddie Benton Vermont
1997		Tim Duncan Wake Forest	Tim Duncan Wake Forest	Tim Duncan Wake Forest	Tim Duncan Wake Forest	Tim Duncan Wake Forest	Kent McCausland Iowa
1998		Antawn Jamison North Carolina	Antawn Jamison North Carolina	Antawn Jamison North Carolina	Antawn Jamison North Carolina	Antawn Jamison North Carolina	Earl Boykins Eastern Mich.
1999		Elton Brand Duke	Elton Brand Duke	Elton Brand Duke	Elton Brand Duke	Elton Brand Duke	Shawnta Rogers George Washington
2000		Kenyon Martin Cincinnati	Kenyon Martin Cincinnati	Kenyon Martin Cincinnati	Kenyon Martin Cincinnati	Kenyon Martin Cincinnati	Scoonie Penn Ohio St.
2001		Shane Battier Duke	Shane Battier Duke	Shane Battier Duke	Jason Williams Duke	Shane Battier Duke	Rashad Phillips Detroit
2002		Jason Williams Duke	Jason Williams Duke	Jason Williams Duke	Jason Williams Duke Drew Gooden Kansas	Jason Williams Duke	Steve Logan Cincinnati
2003		David West Xavier	David West Xavier	T.J. Ford Texas	Nick Collison Kansas	T.J. Ford Texas	Jason Gardner Arizona

Season	United Press International	Associated Press	U.S. Basketball Writers Assn.	Wooden Award	Basketball Coaches	Naimith Award	Frances Pomeroy Naimith Award
2004		Jameer Nelson St. Joseph's	Jameer Nelson St. Joseph's	Jameer Nelson St. Joseph's	Jameer Nelson St. Joseph's Emeka Okafor Connecticut	Jameer Nelson St. Joseph's	Jameer Nelson St. Joseph's

Note: The Francis Pomeroy Naimith Award is given to the top player who is less than 6 feet tall.

Basketball Times Player of the Year: 1982-Ralph Sampson, Virginia; 1983-Ralph Sampson, Virginia; 1984-Akeem Olajuwon, Houston; 1985-Patrick Ewing, Georgetown; 1986-Scott Skiles, Michigan St.; 1987-Kenny Smith, North Carolina; 1988-Hersey Hawkins, Bradley; 1989-Sean Elliot, Arizona; 1990-Derrick Coleman, Syracuse; 1991-Larry Johnson, UNLV; 1992-Christian Laettner, Duke; 1993-Jamaal Mashburn, Kentucky; 1994-Glenn Robinson, Purdue; 1995-Ed O'Bannon, UCLA; 1996-Marcus Camby, Massachusetts; 1997-Tim Duncan, Wake Forest; 1998-Antawn Jamison, North Carolina; 1999-Jason Terry, Arizona; 2000-Kenyon Martin, Cincinnati; 2001-Shane Battier, Duke; 2002-Jason Williams, Duke; 2003-David West, Xavier; 2004-Jameer Nelson, St. Joseph's.

Defensive Player of the Year: 1987-Tommy Amaker, Duke; 1988-Billy King, Duke; 1989-Stacey Augmon, UNLV; 1990-Stacey Augmon, UNLV; 1991-Stacey Augmon, UNLV; 1992-Alonzo Mourning, Georgetown; 1993-Grant Hill, Duke; 1994-Jim McIlvaine, Marquette; 1995-Tim Duncan, Wake Forest; 1996-Tim Duncan, Wake Forest; 1997-Tim Duncan, Wake Forest; 1998-Svein Wojciechowski, Duke; 1999-Shane Battier, Duke; 2000-Kenyon Martin, Cincinnati & Shane Battier, Duke; 2001-Shane Battier, Duke; 2002-John Linehan, Providence; 2003-Emeka Okafor, Connecticut; 2004-Emeka Okafor, Connecticut.



Photo by St. Joseph's Sports Information

St. Joseph's Jameer Nelson capped his stellar career with consensus first-team all-America and player-of-the-year honors.

Division II & III Player Of The Year

The Divisions II and III Player of the Year are chosen by the National Association of Basketball Coaches (NABC).

Year	Division II	Division III
1983	Earl Jones, Dist. of Columbia	Leroy Witherspoon, Potsdam St.
1984	Earl Jones, Dist. of Columbia	Leroy Witherspoon, Potsdam St.
1985	Charles Oakley, Virginia Union	Tim Casey, Wittenberg
1986	Todd Linder, Tampa	Dick Hempy, Otterbein
1987	Ralph Talley, Norfolk St.	Brendan Mitchell, Potsdam St.
1988	Jerry Johnson, Fla. Southern	Scott Tedder, Ohio Wesleyan
1989	Kris Kearney, Fla. Southern	Greg Grant, TCNJ
1990	A.J. English, Virginia Union	Matt Hancock, Colby
1991	Corey Crowder, Ky. Wesleyan	Brad Baldrige, Wittenberg
1992	Eric Manuel, Oklahoma City	Andre Foreman, Salisbury
1993	Alex Wright, Central Okla.	Steve Hondred, Calvin
1994	Derrick Johnson, Virginia Union	Scott Fitch, Geneseo St.
1995	Stan Gourard, Southern Ind.	D'Artis Jones, Ohio Northern
1996	Stan Gourard, Southern Ind.	David Benter, Hanover
1997	Kebu Stewart, Cal St. Bakersfield	Bryan Crabtree, Ill. Wesleyan
1998	Joe Newton, Central Okla.	Mike Nogelo, Williams
1999	Antonio Garica, Ky. Wesleyan	Merrill Berunson, Wis.-Platteville
2000	Ajumu Gaines, Charleston (W.Va.)	Aaron Winkle, Calvin
2001	Colin Ducharme, Longwood	Horace Jenkins, Wm. Paterson
2002	Ronald Murray, Shaw	Jeff Gibbs, Otterbein
2003	Marlon Parmer, Ky. Wesleyan	Bryan Nelson, Williams
2004	Elad Inbar, Mass.-Lowell	Richard Melzer, Wis.-River Falls

Divisions II and III First-Team All-Americans by Team

Current Division I member denoted by (*). Non-NCAA member denoted by (†).

ABILENE CHRISTIAN
1968—John Godfrey

ADELPHI
2001—Ryan McCormack

AKRON*
1967—Bill Turner
1972—Len Paul

ALA.-HUNTSVILLE
1978—Tony Vann

ALAS. ANCHORAGE
1987—Jesse Jackson
1987—Hansi Gnad
1989—Michael Johnson
1990—Todd Fisher

ALBANY ST. (GA.)
1975—Major Jones

ALCORN ST.*
1976—John McGill

ALFRED
2001—Devon Downing

AMERICAN*
1960—Willie Jones

AMERICAN INT'L
1969—Greg Hill
1970—Greg Hill
2002—Malik Moore

AMHERST
1970—Dave Auten
1971—James Rehnquist
2003—Steve Zieja

ARK.-MONTICELLO
2004—Billy McDaniel

ARKANSAS ST.*
1965—Jerry Rook

ARMSTRONG ATLANTIC
1975—Ike Williams

ASSUMPTION
1970—Jake Jones
1971—Jake Jones
1973—Mike Boylan
1974—John Grochowalski
1975—John Grochowalski
1976—Bill Wurm

AUGUSTANA (ILL.)
1973—John Laing

BABSON
1992—Jim Pierrakos

BEMIDJI ST.
2004—Charles Hanks

BENTLEY
1974—Brian Hammel
1975—Brian Hammel

BISHOP
1983—Shannon Lilly

BRIDGEPORT
1969—Gary Baum
1976—Lee Hollerbach
1985—Manute Bol
1991—Lambert Shell
1992—Lambert Shell
1995—Lamont Jones

BRIDGEWATER (VA.)
1995—Dan Rush
2002—Kyle Williford

BYU-HAWAII
2000—David Evans

BROCKPORT ST.

2002—Mike Medbury

BRYANT1981—Ernie DeWitt
2004—Romuald Augustin**CALIFORNIA (PA.)**

1993—Ray Gutierrez

UC RIVERSIDE*

1989—Maurice Pullum

CAL ST. BAKERSFIELD1996—Kebu Stewart
1997—Kebu Stewart**CAL ST. SAN B'DINO**

2004—Jonathan Levy

CALVIN1993—Steve Honderd
2000—Aaron Winkle**CAMERON**

1974—Jerry Davenport

CARLETON

1993—Gerrick Monroe

CARTHAGE

2002—Antoine McDaniel

CENTENARY (LA.)*

1957—Milt Williams

CENTRAL CONN. ST.*

1969—Howie Dickenman

UCF*1979—Bo Clark
1980—Bo Clark**CENTRAL MO. ST.**1981—Bill Fennelly
1985—Ron Nunnally
1991—Armando Becker**CENTRAL OKLA.**1993—Alex Wright
1997—Tyrone Hopkins
1998—Joe Newton
1999—Eddie Robinson**CENTRAL WASHINGTON**

1967—Mel Cox

CHARLESTON (W.VA.)

2000—Ajamu Gaines

CHATTANOOGA*

1977—Wayne Golden

CHEYNEY1979—Andrew Fields
1981—George Melton
1982—George Melton**CHICAGO**

2003—Derek Reich

CHRIS. NEWPORT1991—Lamont Strothers
2001—Antoine Sinclair**CLAREMONT-M-S**

1992—Chris Greene

CLARION

1994—Kwame Morton

CLARK (MASS.)1980—Kevin Clark
1981—Kevin Clark
1988—Kermit Sharp**COLBY**1977—Paul Harvey
1978—Paul Harvey
1989—Matt Hancock
1990—Matt Hancock**COLUMBUS ST.**

2004—Yandel Brown

CONCORD

2004—Lewis Muse

CORTLAND ST.

2000—Tom Williams

DAVIS & ELKINS

1959—Paul Wilcox

DELTA ST.

1969—Sammy Little

DEPAUW

1987—David Galle

DIST. COLUMBIA1982—Earl Jones
1983—Earl Jones
Michael Britt
1984—Earl Jones**EASTERN MICH.***1971—Ken McIntosh
1972—George Gervin**EDINBORO**1996—Tyrone Mason
2002—Kenny Tate**ELMHURST**

2001—Ryan Knuppel

EMORY

1990—Tim Garrett

EMORY & HENRY

2004—Justin Call

EVANSVILLE*1959—Hugh Ahlering
1960—Ed Smallwood
1965—Jerry Sloan
Larry Humes
1966—Larry Humes**FLA. SOUTHERN**1981—John Ebeling
1982—John Ebeling
1988—Jerry Johnson
Kris Kearney
1989—Kris Kearney
1990—Donolly Tyrell**FORT HAYS ST.**

1997—Alonzo Goldston

FRAMINGHAM ST.

1984—Mark Van Valkenburg

FRANKLIN

1999—Jason Sibley

FRANK. & MARSH.1992—Will Lasky
1996—Jeremiah Henry
2000—Alex Kraft**GANNON**1985—Butch Warner
1998—Troy Nesmith**GENESEO ST.**

1994—Scott Fitch

GEORGETOWN (KY.)†

1964—Cecil Tuttle

GRAMBLING*1961—Charles Hardnett
1962—Charles Hardnett
1964—Willis Reed
1966—Johnny Comeaux
1976—Larry Wright**GRAND CANYON**

1976—Bayard Forest

GRAND VALLEY ST.

1997—Joe Modderman

GUILFORD1968—Bob Kauffman
1975—Lloyd Free**HAMILTON**1977—Cedric Oliver
1978—Cedric Oliver
1979—Cedric Oliver
1987—John Cavanaugh
1998—Mike Schantz
1999—Michael Schantz
2003—Joe Finley**HAMPDEN-SYDNEY**1992—Russell Turner
2000—T.J. Grimes**HANOVER**

1996—David Benter

HARTFORD*

1979—Mark Noon

HARTWICK1977—Dana Gahres
1983—Tim O'Brien**HAVERFORD**

1977—Dick Vioth

HENDERSON ST.2002—Niki Arinze
2004—Tarvoris Uzoiqwe**HOPE**1984—Chip Henry
1998—Joel Holstege**HUMBOLDT ST.**

2004—Austin Nichols

ILLINOIS ST.*

1968—Jerry McGreal

ILL. WESLEYAN1977—Jack Sikma
1989—Jeff Kuehl
1995—Chris Simich
1997—Bryan Crabtree
1998—Brent Niebrugge
2000—Korey Coon
2004—Keelan Amelianovich**INDIANA (PA.)**

1995—Derrick Freeman

IUPUI*

1996—Carlos Knox

INDIANA ST.*

1968—Jerry Newsome

ITHACA

2000—Pat Britton

JACKSON ST.*1974—Eugene Short
1975—Eugene Short
1977—Purvis Short**JACKSONVILLE***1962—Roger Strickland
1963—Roger Strickland**JOHNSON SMITH**

2001—Wiyle Perry

KEAN

1993—Fred Drains

KEENE ST.

2001—Chris Coates

KENNESAW ST.

2004—Terrence Hill

KENTUCKY ST.1971—Travis Grant
Elmore Smith
1972—Travis Grant
1975—Gerald Cunningham
1977—Gerald Cunningham**KY. WESLEYAN**1957—Mason Cope
1967—Sam Smith
1968—Dallas Thornton
1969—George Tinsley
1984—Rod Drake
Dwight Higgs

1988—J.B. Brown

1990—Corey Crowder

1991—Corey Crowder

1995—Willis Cheaney

1998—Antonio Garcia

1999—Antonio Garcia

Dana Williams

2000—LeRoy John

2001—Lorico Duncan

2002—Ronald Evans

KENYON

1969—John Rinka

1970—John Rinka

1979—Scott Rogers

1980—Scott Rogers

LEBANON VALLEY

1995—Mike Rhodes

1997—Andy Panko

1998—Andy Panko

1999—Andy Panko

LEWIS

2004—Monta McGhee

LEWIS & CLARK†

1963—Jim Boutin

1964—Jim Boutin

1999—Andy Panko

LINCOLN (MO.)

1978—Harold Robertson

LIPSCOMB*1988—Phillip Hutcheson
1989—Phillip Hutcheson
1990—Phillip Hutcheson
1992—John Pierce**LONG ISLAND***1968—Luther Green
Larry Newbold**LONGWOOD**1984—Jerome Kersey
2001—Colin Ducharme**LOUISIANA COLLEGE†**

1979—Paul Poe

LOUISIANA TECH*

1973—Mike Green

LA.-LAFAYETTE*1965—Dean Church
1970—Marvin Winkler
1971—Dwight Lamar**MAINE***

1961—Tom Chappelle

MASS.-DARTMOUTH

1993—Steve Haynes

MASS.-LOWELL1989—Leo Parent
2004—Elad Inbar**MERCHANT MARINE**

1990—Kevin D'Arcy

MERRIMACK1977—Ed Murphy
1978—Ed Murphy
Dana Skinner
1983—Joe Dickson**METHODIST**

1997—Jason Childers

MICHIGAN TECH2003—Matt Cameron
2004—Josh Buettner**MINN. DULUTH**

1977—Bob Bone

MISERICORDIA

2003—Willie Chandler

MO.-ST. LOUIS

1977—Bob Bone

MONTCLAIR ST.

1999—Anthony Peoples

MORGAN ST.1974—Marvin Webster
1975—Marvin Webster
1999—Tim West**MT. ST. MARY'S***

1957—Jack Sullivan

MOUNT UNION

1997—Aaron Shipp

MUHLENBERG

2002—Mark Lesko

MUSKINGUM

1992—Andy Moore

NEB.-OMAHA

1992—Phil Cartwright

NEB. WESLEYAN

1986—Dana Janssen

NEW HAVEN

1988—Herb Watkins

N.J. INST. OF TECH.

1996—Clarence Pierce

TCNJ

1988—Greg Grant

1989—Greg Grant

NEW JERSEY CITY

1979—Brett Wyatt

2004—Samar Battle

NEW ORLEANS*

1971—Xavier Webster

NYIT

1980—Kelvin Hicks

NICHOLLS ST.*

1978—Larry Wilson

NORFOLK ST.

1979—Ken Evans
1984—David Pope
1987—Ralph Talley
1995—Corey Williams

NORTH ALA.

1980—Otis Boddie

N.C. WESLEYAN

1999—Marquis McDougald

NORTH DAKOTA

1966—Phil Jackson
1967—Phil Jackson
1991—Dave Vonesh
1993—Scott Guldseth
2003—Jerome Beasley

NORTH DAKOTA ST.

1960—Marvin Bachmeier

NORTH PARK

1979—Mike Harper
1980—Mike Harper
1981—Mike Thomas

NORTHEASTERN ST.

2003—Jon Shepherd
2004—Darnell Hinson

NORTHERN MICH.

1987—Bill Harris
2000—Cory Brathol

NORTHWOOD

1973—Fred Smile

OHIO NORTHERN

1982—Stan Mories
1995—D'Artis Jones
2001—Kris Oberdick
2004—Jim Conrad

OHIO WESLEYAN

1987—Scott Tedder
1988—Scott Tedder

OKLAHOMA CITY†

1992—Eric Manuel

OLD DOMINION*

1972—Dave Twardzik
1974—Joel Copeland
1976—Wilson Washington

OTTERBEIN

1966—Don Carlos
1982—Ron Stewart
1983—Ron Stewart
1985—Dick Hempy
1986—Dick Hempy
1987—Dick Hempy
1991—James Bradley
1994—Nick Gutman
1999—Kevin Weakley
2002—Jeff Gibbs

PACIFIC LUTHERAN

1959—Chuck Curtis

PFEIFFER

1992—Tony Smith

PHILADELPHIA U.

1976—Emory Sammons
1977—Emory Sammons

PLYMOUTH ST.

1994—Moses Jean-Pierre
1999—Adam DeChristopher

POTSDAM ST.

1980—Derrick Rowland
1981—Derrick Rowland
1982—Maurice Woods
1983—Leroy Witherspoon
1984—Leroy Witherspoon
1986—Roosevelt Bullock
1986—Brendan Mitchell
1987—Brendan Mitchell
1988—Steve Babiarz
1989—Steve Babiarz

PRAIRIE VIEW*

1962—Zelmo Beaty

PUGET SOUND

1979—Joe Leonard

QUEENS (N.C.)

1998—Soce Faye

RAMAPO

2003—Charles Ransom

RANDOLPH-MACON

1983—Bryan Vacca
2003—Jared Mills

RICHARD STOCKTON

1997—Carl Cochrane

ROANOKE

1972—Hal Johnston
1973—Jay Piccola
1974—Jay Piccola
1983—Gerald Holmes
1984—Reggie Thomas
1985—Reggie Thomas
1994—Hilliary Scott

ROCHESTER

1991—Chris Fite
1992—Chris Fite
2004—Seth Hauben

ROCHESTER INST.

1996—Craig Jones
1997—Craig Jones

ROWAN

1998—Rob Scott

RUTGERS-CAMDEN

2002—Brian Turner

SACRED HEART*

1972—Ed Czernota
1978—Hector Olivencia
Andre Means
1982—Keith Bennett
1983—Keith Bennett
1986—Roger Younger
1993—Darrin Robinson

ST. CLOUD ST.

1957—Vern Baggenstoss
1986—Kevin Catron

ST. JOSEPH'S (IND.)

1960—Bobby Williams

ST. MICHAEL'S

1965—Richie Tarrant

ST. NORBERT

1963—Mike Wisneski

SALEM (W.VA.)†

1976—Archie Talley

SALEM ST.

2000—Tishaun Jenkins

SALISBURY

1991—Andre Foreman
1992—Andre Foreman

SAM HOUSTON ST.*

1973—James Lister

SCRANTON

1963—Bill Witacosis
1977—Irvin Johnson
1978—Irvin Johnson
1984—Bill Bessoir
1985—Bill Bessoir
1993—Matt Cusano

SEWANEE

1998—Ryan Harrigan

SHAW

2002—Ronald Murray

SHENANDOAH

1996—Phil Dixon

SLIPPERY ROCK

1991—Myron Brown

SOUTH DAKOTA

1958—Jim Daniels
2004—Tommie King

SOUTH DAKOTA ST.

1961—Don Jacobsen
1964—Tom Black

SOUTHEASTERN OKLA.

1957—Jim Spivey

SOUTHERN ILL.*

1966—George McNeil
1967—Walt Frazier

SOUTHERN IND.

1995—Stan Gouard
1996—Stan Gouard

SOUTHERN N.H.

2003—Sotirios Karapostolou

SPRINGFIELD

1970—Dennis Clark
1986—Ivan Olivares

STEPHEN F. AUSTIN*

1970—Surry Oliver

STETSON*

1970—Ernie Killum

STEUBENVILLE†

1958—Jim Smith

STONEHILL

1979—Bill Zolga
1980—Bill Zolga
1982—Bob Reitz

STONY BROOK*

1979—Earl Keith

SUSQUEHANNA

1986—Dan Harnum

TAMPA

1985—Todd Linder
1986—Todd Linder
1987—Todd Linder
1994—DeCarlo Deveaux

TARLETON ST.

2004—Tim Burnette

TENNESSEE ST.*

1958—Dick Barnett
1959—Dick Barnett
1971—Ted McClain
1972—Lloyd Neal
1974—Leonard Robinson

TEX.-PAN AMERICAN*

1964—Lucious Jackson
1968—Otto Moore

TEXAS SOUTHERN*

1958—Bennie Swain
1977—Alonzo Bradley

TEXAS ST.*

1959—Charles Sharp
1960—Charles Sharp

THOMAS MORE

1996—Rick Hughes

TRINITY (TEX.)

1968—Larry Jeffries
1969—Larry Jeffries
2002—Colin Tabb

TROY*

1993—Terry McCord

TUFTS

1995—Chris McMahon

UPSALA

1981—Steve Keenan
1982—Steve Keenan

URSINUS

2004—Dennis Stanton

VIRGINIA UNION

1985—Charles Oakley
1990—A.J. English
1994—Derrick Johnson
Warren Peebles
1996—Ben Wallace
1998—Marquise Newbie

WABASH

1982—Pete Metzelaars

WASHBURN

1994—Clarence Tyson
1997—Dan Buie
2001—Ewan Auguste

WASH. & LEE

1978—Pat Dennis

WAYNE ST. (NEB.)

1999—Tyler Johnson

WEST CHESTER

2003—Ramzee Stanton

WEST GA.

1974—Clarence Walker

WEST VIRGINIA ST.

2004—Mike Taylor

WESTERN CARO.*

1968—Henry Logan

WESTMINSTER (PA.)†

1962—Ron Galbreath

WESTMINSTER (UTAH)†

1969—Ken Hall

WHEATON (ILL.)

1958—Mel Peterson

WIDENER

1978—Dennis James
1988—Lou Stevens

WILKES

2001—Dave Jannuzzi

WM. PATERSON

2000—Horace Jenkins
2001—Horace Jenkins

WILLIAMS

1961—Bob Mahland
1962—Bob Mahland
1996—Mike Nogelo
1997—Mike Nogelo
1998—Mike Nogelo
2004—Ben Coffin

WINSTON-SALEM

1967—Earl Monroe
1980—Reginald Gaines

WIS.-EAU CLAIRE

1972—Mike Ratliff

WIS.-GREEN BAY*

1978—Tom Anderson
1979—Ron Ripley

WIS.-OSHKOSH

1996—Dennis Ruedinger
2002—Tim Dworak

WIS.-PARKSIDE

1976—Gary Cole

WIS.-PLATTEVILLE

1992—T.J. Van Wie
1998—Ben Hoffmann
1999—Merrill Brunson

WIS.-RIVER FALLS

2003—Richard Melzer
2004—Richard Melzer

WIS.-STEVENS POINT

1985—Terry Porter
2000—Brant Bailey

WIS.-SUPERIOR

2001—Vince Thomas

WIS.-WHITEWATER

1990—Ricky Spicer
1994—Ty Evans
1997—James Stewart

WOOSTER

2003—Bryan Nelson

WITTENBERG

1961—George Fisher
1963—Al Thrasher
1980—Brian Agler
1981—Tyrone Curtis
1985—Tim Casey
1989—Steve Allison
1990—Brad Baldrige
1991—Brad Baldrige

WRIGHT ST.

1981—Rodney Benson
1986—Mark Vest

XAVIER (LA.)†

1973—Bruce Seals

YOUNGSTOWN ST.*

1977—Jeff Covington
1978—Jeff Covington

Divisions II and III Academic All-Americans by Team

Teams used for selections:

AP Little All-America—1957-79
NABC College Division—1967-76
NABC Divisions II, III—1977-2003

ABILENE CHRISTIAN

1999—Jared Mosley

AKRON

1972—Wil Schwarzingner

ALBANY (N.Y.)

1988—John Carmello

ALBION

1979—John Nibert

ALDERSON-BROADDUS

2002—Keyvyn McBride

ARKANSAS TECH

1990—Gray Townsend

1994—David Bevis

1995—David Bevis

ASHLAND

1967—Jim Basista

1970—Jay Franson

ASSUMPTION

1967—George Ridick

AUGUSTANA (ILL.)

1973—Bruce Hamming

1974—Bruce Hamming

1975—Bruce Hamming

1979—Glen Heiden

AUGUSTANA (S.D.)

1974—John Ritterbusch

1975—John Ritterbusch

BALDWIN-WALLACE

1985—Bob Scelza

BARRINGTON

1982—Shawn Smith

BATES

1983—Herb Taylor

1984—Herb Taylor

BEMIDJI ST.

1976—Steve Vogel

1977—Steve Vogel

1978—Steve Vogel

2003—Royce Bryan

BENTLEY

1980—Joe Betley

BETHEL (MINN.)

1994—Jason Mekelburg

BLOOMSBURG

1978—Steve Bright

BRANDEIS

1978—John Martin

BRIAR CLIFF

1989—Chad Neubrand

BRIDGEWATER (VA.)

1985—Sean O'Connell

BRYAN

1981—Dean Ropp

C.W. POST

1973—Ed Fields

CALIF. (PA.)

1993—Raymond Guttierrez

CAL LUTHERAN

1983—Bill Burgess

UC DAVIS

1970—Tom Cupps

1983—Preston Neumayr

UC RIVERSIDE

1971—Kirby Gordon

CALVIN

1992—Steve Honderd

1993—Steve Honderd

1994—Chris Knoester

CAPITAL

1973—Charles Gashill

CARNEGIE MELLON

1973—Mike Wegener

1979—Larry Hufnagel

1980—Larry Hufnagel

CASE RESERVE

1996—Jim Fox

1997—Jim Fox

CASTLETON ST.

1985—Bryan DeLoatch

CATHOLIC

1997—Jeremy Borys

UCF

1982—Jimmie Farrell

CENTRAL MICH.

1967—John Berends

1971—Mike Hackett

CENTRAL ST. (OHIO)

1971—Sterling Quant

CHADRON ST.

1992—Josh Robinson

CLAREMONT-M-S

2002—Bob Donlan

COAST GUARD

1971—Ken Bicknell

COLORADO MINES

1991—Daniel McKeon

1991—Hank Prey

COLORADO ST.-PUEBLO

1972—Jim Von Loh

CORNELL COLLEGE

1974—Randy Kuhlman

1977—Dick Grant

1978—Robert Wisco

1979—Robert Wisco

1987—Jeff Fleming

DAVID LIPSCOMB

1989—Phil Hutcheson

1990—Phil Hutcheson

1992—Jerry Meyer

DELTA ST.

1972—Larry MaGee

DENISON

1967—Bill Druckemiller

1970—Charles Claggett

1987—Kevin Locke

1988—Kevin Locke

1997—Casey Chroust

DENVER

1987—Joe Fisher

DEPAUW

1970—Richard Tharp

1973—Gordon Pittenger

1987—David Galle

DICKINSON

1971—Lloyd Bonner

1981—David Freysinger

1982—David Freysinger

DREXEL

1967—Joe Hertrich

ELMHURST

2001—Ryan Knuppel

ELON

1988—Brian Branson

1988—Steve Page

1998—Christopher Kiger

EMBRY-RIDDLE

2001—Kyle Mas

EMORY

2000—Neil Bhutta

EMORY & HENRY

2004—Justin Call

FORT HAYS ST.

1978—Mike Pauls

FORT LEWIS

1998—Ryan Ostrom

FRANK. & MARSH.

2000—Jerome Maaticco

GETTYSBURG

1975—Jeffrey Clark

GRINNELL

1976—John Haigh

1994—Steve Diekmann

1995—Steve Diekmann

1996—Ed Brands

GROVE CITY

1979—Mike Donahoe

1984—Curt Silverling

1985—Curt Silverling

GUST. ADOLPHUS

1983—Mark Hanson

HAMILTON

1978—John Klauberg

HAMLIN

1986—Paul Westling

1989—John Banovetz

HAMPDEN-SYDNEY

1992—Russell Turner

HARDING

1985—Kenneth Collins

1986—Kenneth Collins

HOWARD PAYNE

1973—Garland Bullock

1974—Garland Bullock

ILL. WESLEYAN

1972—Dean Gravlin

1973—Dean Gravlin

1975—Jack Sikma

Bob Spear

1976—Jack Sikma

Bob Spear

1977—Jack Sikma

Bob Spear

1979—Al Black

1981—Greg Yess

1982—Greg Yess

1987—Brian Coderre

1999—Korey Coon

2000—Korey Coon

INCARNATE WORD

1993—Randy Henderson

JAMES MADISON

1976—Sherman Dillard

JAMESTOWN

1980—Pete Anderson

1981—Pete Anderson

JOHN CARROLL

1999—Mark Heidorf

JOHNS HOPKINS

1991—Andy Enfield

KENYON

1970—John Rinka

1977—Tim Appleton

1985—Chris Coe Russell

LAGRANGE

1980—Todd Whitsitt

LIBERTY

1980—Karl Hess

LUTHER

1981—Doug Kintzinger

1982—Doug Kintzinger

MACMURRAY

1970—Tom Peters

MARIAN

2002—Scott Jaeger

MARIETTA

1982—Rick Clark

1983—Rick Clark

MARYVILLE (MO.)

2003—Kevin Bartow

MASS.-LOWELL

1970—Alfred Spinell

1984—John Paganetti

MIT

1980—Ray Nagem

1991—David Tomlinson

MCDANIEL

1983—Douglas Pinto

1985—David Malin

MCGILL

1983—Willie Hinz

MCNEESE ST.

1972—David Wallace

MERRIMACK

1983—Joseph Dickson

1984—Joseph Dickson

MICHIGAN TECH

1981—Russ VanDuine

1985—Wayne Helmila

2003—J.T. Luginski

MILLIKIN

1977—Roy Mosser

Dale Wills

1978—Gregg Finigan

1979—Rich Rames

Gary Jackson

1980—Gary Jackson

1981—Gary Jackson

1989—Brian Horst

MILWAUKEE ENGR.

1983—Jeffrey Brezovar

MINN. ST. MANKATO

1997—David Kruse

MO.-ROLLA

1984—Todd Wentz

2004—Brian Westre

MO.-ST. LOUIS

1975—Bobby Bone

1976—Bobby Bone

1977—Bobby Bone

MONMOUTH (ILL.)

1990—S. Juan Mitchell

MONT. ST.-BILLINGS

2004—Jerett Skrifvars

MOORHEAD ST.

1996—Brett Beeson

MOUNT UNION

1971—Jim Howell

MUHLENBERG

1979—Greg Campisi

1981—Dan Barletta

NORTHERN COLO.

1967—Dennis Colson

OBERLIN

1971—Vic Guerrieri

1972—Vic Guerrieri

OHIO NORTHERN

2001—Kris Oberdick

OHIO WESLEYAN

1990—Mark Slayman

1998—John Camillus

OLD DOMINION

1974—Gray Eubank

1975—Gray Eubank

OTTERBEIN

1980—Mike Cochran

PACIFIC LUTHERAN

1967—Doug Leeland

POINT PARK

1986—Richard Condo

RIPON

1999—Bret Van Dyken

ROCHESTER

1984—Joe Augustine

ROCKFORD

1976—John Morrissey

1977—John Morrissey

ROSE-HULMAN

2002—Christopher Unton

ST. JOHN'S (MINN.)

1995—Joe Deignan

ST. JOSEPH'S (IND.)

1975—James Thordsen

ST. LEO

1977—Ralph Nelson

ST. THOMAS (FLA.)

1976—Arthur Collins

1977—Mike LaPrete

ST. THOMAS (MINN.)

1967—Dan Hansard

1978—Terry Fleming

SCRANTON

1983—Michael Banas

1984—Michael Banas

1985—Dan Polacheck

1993—Matt Cusano

SHIPPENSBURG

1979—John Whitmer

1981—Brian Cozzens

1982—Brian Cozzens

SIMPSON

2002—Jesse Harris

2003—Jesse Harris

SLIPPERY ROCK

1971—Robert Wiegand

1979—Mike Hardy

1983—John Samsa

1995—Mark Metzka

SOUTH DAKOTA

1970—Bill Hamer

1975—Rick Nissen

1976—Rick Nissen

1978—Jeff Nannen

1980—Jeff Nannen

1985—Rob Swanhorst

SOUTH DAKOTA ST.

1971—Jim Higgins

1972—Jim Higgins

SOUTHERN N.H.

2003—Brian Larrabee

SUSQUEHANNA

1986—Donald Harnum

1994—Tres Wolf

TENNESSEE TEMPLE

1977—Dan Smith

1978—Dan Smith

TRINITY (CONN.)

1996—Keith Wolff

TRUMAN

1984—Mark Campbell

1999—Jason Reinberg

2000—Jason Reinberg

UNION (N.Y.)

1970—Jim Tedisco

URSINUS

2004—Dennis Stanton

VIRGINIA TECH

1968—Ted Ware

WABASH

1973—Joe Haklin

WARTBURG

1971—Dave Platte

1972—Dave Platte

1974—Fred Waldstein

1990—Dan Nettleton

1991—Dan Nettleton

WASHBURN

2001—Ewan Auguste

WASHINGTON (MO.)

1988—Paul Jackson

WASH. & JEFF.

1980—David Damico

WENTWORTH INST.

2000—Kevin Hanlon

WESLEYAN (CONN.)

1972—James Akin

1974—Rich Fairbrother

1982—Steven Maizes

WESTERN ST.

1970—Michael Adams

1973—Rod Smith

WESTMINSTER (PA.)

1967—John Fontanella

WILKES

2001—Dave Jannuzzi

WM. PATERSON

2001—Horace Jenkins

WIS.-EAU CLAIRE

1972—Steven Johnson

1975—Ken Kaiser

1976—Ken Kaiser

WIS.-GREEN BAY

1974—Tom Jones

WIS.-OSHKOSH

1998—Joe Imhoff

WIS.-PLATTEVILLE

1992—T.J. Van Wie

1993—T.J. Van Wie

WIS.-SUPERIOR

2001—Vince Thomas

WITTENBERG

1967—Jim Appleby

WPI

1996—James Naughton

NCAA Postgraduate Scholarship Winners by Team

ABILENE CHRISTIAN

1999—Jared Mosley

AIR FORCE

1970—James Cooper

1973—Thomas Blase

1974—Richard Nickelson

1978—Thomas Schneeberger

1992—Brent Roberts

1993—Brad Boyer

UAB

1999—Damon Cobb

ALBANY (N.Y.)

1988—John Carmello

ALLEGHENY

1976—Robert Del Greco

ALLENTOWN

1985—George Bilicic Jr.

ALMA

1976—Stuart TenHoor

AMERICAN

1973—Kermit Washington

1998—Nathan Smith

ARIZONA

1988—Steve Kerr

1991—Matt Muehlebach

ARIZONA ST.

1965—Dennis Dairman

ARKANSAS ST.

1975—J.H. Williams

ARMY

1965—John Riich III

1972—Edward Mueller

1973—Robert Sherwin Jr.

1985—Randall Cozzens

1994—David Ardayfio

ASSUMPTION

1975—Paul Brennan

1977—William Wurm

2004—Shahar Golan

AUBURN

1976—Gary Redding

AUGUSTANA (ILL.)

1975—Bruce Hamming

AUGUSTANA (S.D.)

1975—Neil Klutman

1992—Jason Garrow

BALL ST.

1989—Richard Hall

BATES

1984—Herbert Taylor

BAYLOR

1997—Doug Brandt

BELLARMINE

1992—Tom Schurfranz

2001—Ronald Brooks

BELMONT

2004—Adam Mark

BENTLEY

1980—Joseph Betley

BOSTON COLLEGE

1967—William Wolters

1970—Thomas Veronneau

1972—James Phelan

1980—James Sweeney

1995—Marc Molinsky

BOWDOIN

1966—Howard Pease

BOWLING GREEN

1965—Robert Dwors

BRANDEIS

1972—Donald Fishman

1978—John Martin

BRIDGEWATER (VA.)

1970—Frederick Wampler

BRIGHAM YOUNG

1966—Richard Nemelka

1983—Gregory Kite

1984—Devin Durrant

1987—Brent Stephenson

1989—Michael Smith

1990—Andy Toolson

1991—Steve Schreiner

BYU-HAWAII

2000—David Evans

BROWN

1972—Arnold Berman

1997—Jade Newburn

BUENA VISTA

2000—Landon Roth

BUTLER

1977—Wayne Burris

1991—John Karaffa

CALIFORNIA

1987—David Butler

UC DAVIS

1970—Thomas Cupps

1977—Mark Ford

1983—Preston Neumayr

1991—Matt Cordova

UC IRVINE

1975—Carl Baker

UC RIVERSIDE

1975—Randy Burnett

UC SAN DIEGO

1997—Matt Aune

UC SANTA BARB.

1973—Robert Schachter

1993—Michael Meyer

CALIFORNIA (PA.)

1984—William Belko

CAL POLY POMONA

1978—Thomas Ispas

CAL ST. DOM. HILLS

1987—John Nojima

CAL ST. STANISLAUS

1983—Richard Thompson

CALTECH1966—Alden Holford
1967—James Pearson
1968—James Stanley
1971—Thomas Heinz**CALVIN**1977—Mark Veenstra
1993—Steve Honderd**CARLETON**1969—Thomas Weaver
1982—James Tolf
1999—Joshua Wilhelm**CARNEGIE MELLON**

1980—Lawrence Hufnagel

CASE RESERVE

1971—Mark Estes

CATHOLIC1972—Joseph Good
1997—Jeremy Borys**CENTRAL (IOWA)**1973—Dana Snoop
1980—Jeffrey Verhoef**CENTRAL MICH.**

1993—Sander Scott

CENTRE

1985—Thomas Cowens

CHAPMAN

1970—Anthony Mason

CHICAGO1969—Dennis Waldon
1974—Gerald Clark
1985—Keith Libert**CINCINNATI**

1977—Gary Yoder

CLAREMONT-M-S

1972—Jeffrey Naslund

CLARION

1973—Joseph Sebestyen

CLEMSON1967—James Sutherland
1980—Robert Conrad Jr.
1999—Tom Wideman**COE**

1965—Gary Schlarbaum

COLBY

1972—Matthew Zweig

COLGATE

1999—Ben Wandtke

COLORADO1966—Charles Gardner
1985—Alex Stivins**COLORADO MINES**1991—Hank Prey
1994—Todd Kenyon**COLORADO ST.**

1986—Richard Strong Jr.

COLUMBIA

1968—William Ames

CORNELL COLLEGE1967—David Crow
1979—Robert Wisco
1981—Eric Reitan
1987—Jefferson Fleming
1994—Abram Tubbs
Chad Reed**CREIGHTON**1971—Dennis Bresnahan Jr.
1978—Richard Apke**DARTMOUTH**1968—Joseph Colgan
1976—William Healey
1984—Paul Anderson
1997—Sea Lonergan**DAVIDSON**1969—Wayne Huckel
1983—Clifford Tribus**DAYTON**1979—Jim Paxson
1985—Larry Schellenberg**DELAWARE**

1978—Brian Downie

DENISON1968—William Druckemiller Jr.
1988—Kevin Locke
1993—Kevin Frye
1997—Casey Chroust
1999—John Rusnak**DENVER**1968—Richard Callahan
2000—Tyler Church
2004—Brett Starkey**DEPAUL**

1992—Stephen Howard

DEPAUW1969—Thomas McCormick
1970—Richard Tharp
1973—Gordon Pittenger
1986—Phillip Wendel**DICKINSON**1982—David Freysinger
1987—Michael Erdos**DREW**

1989—Joe Novak

DUKE

1975—Robert Fleischer

EASTERN WASH.

2000—Ryan Hansen

ELON

1998—Christopher Kiger

EMORY1993—Kevin Felner
1999—Lewis Satterwhite
2000—Neil Bhutta**EVANSVILLE**

1989—Scott Haffner

FAIRLEIGH DICKINSON1978—John Jorgensen
1993—Kevin Conway**FLORIDA**1970—Andrew Owens Jr.
1973—Anthony Miller
2003—Matthew Bonner**FLA. SOUTHERN**1969—Richard Lewis
1979—Larry Tucker
1989—Kris Kearney**FORT LEWIS**

1998—Ryan Ostrom

FRANKLIN

1994—David Dunkle

FRANK. & MARSH.

2000—Jerome Maiatico

GEORGE WASHINGTON1976—Pat Tallent
1987—Steve Frick**GEORGETOWN**

1968—Bruce Stinebrickner

GEORGIA1965—McCarthy Crenshaw Jr.
1987—Chad Kessler
1990—Alec Kessler**GEORGIA TECH**

1998—Matt Harping

GONZAGA1992—Jarrod Davis
1994—Jeff Brown
1996—Jon Kinloch**GRAMBLING**

1983—William Hobdy

GRINNELL1968—James Schwartz
1976—John Haigh**HAMILTON**1969—Brooks McCuen
1978—John Klauberg**HAMLIN**

1989—John Banovetz

HAMPDEN-SYDNEY1983—Christopher Kelly
1999—David Hobbs**HARVARD**

1979—Glenn Fine

HAVERFORD1966—Hunter Rawlings III
1967—Michael Bratman
1977—Richard Voith**HIRAM**

1977—Edwin Niehaus

HOLY CROSS1969—Edward Siudut
1977—William Doran Jr.
1979—John O'Connor
1980—Ronnie Perry**HOUSTON BAPTIST**

1985—Albert Almanza

IDAHO

1967—Michael Wicks

IDAHO ST.

1993—Corey Bruce

ILLINOIS

1971—Rich Howat

ILLINOIS ST.1988—Jeffrey Harris
1998—Dan Muller**ILLINOIS TECH**

1969—Eric Wilson

ILL. WESLEYAN1988—Brian Coderre
2000—Korey Coon**INDIANA**1975—Steven Green
1982—Randy Wittman
1985—Uwe Blab**INDIANA ST.**1972—Danny Bush
1981—Steven Reed**IOWA**1966—Dennis Pauling
1976—G. Scott Thompson
1981—Steven Waite
1998—Jess Settles**IOWA ST.**

1989—Marc Urquhart

ITHACA

1973—David Hollowell

JACKSONVILLE1971—Vaughn Wedeking
1983—Maurice Roulhac
1986—Thomas Terrell**JAMES MADISON**

1978—Sherman Dillard

JAMESTOWN

1981—Peter Anderson

JOHNS HOPKINS1965—Robert Smith
1975—Andrew Schreiber
1991—Andy Enfield
1992—Jay Gangemi
1997—Matt Gorman
1998—Greg Roehrig**KALAMAZOO**1965—Thomas Nicolai
1973—James Van Sweden
1979—David Dame
1982—John Schelske
1996—Jeremy Cole**KANSAS**1974—Thomas Kivisto
1978—Kenneth Koenigs
1997—Jerod Haase
1999—Ryan Robertson
T.J. Pugh**KANSAS ST.**

1968—Earl Seyfert

KENT ST.1994—Rodney Koch
2002—Demetric Shaw**KENTUCKY**1975—Robert Guyette
1996—Mark Pope**KENYON**

1995—Jamie Harless

KING'S (PA.)

1981—James Shea

KNOX

1965—James Jepson

LA SALLE

1992—John Hurd

LA VERNE

2001—Kevin Gustafson

LAFAYETTE1972—Joseph Mottola
1980—Robert Falconiero
1991—Bruce Stankavage
1994—Keith Brazzo**LAKE FOREST**

1968—Frederick Broda

LAMAR1970—James Nicholson
1999—Matt Sundblad**LEWIS**

1989—James Martin

LONG BEACH ST.

1990—Tyrone Mitchell

LORAS1971—Patrick Lillis
1972—John Buri**LOUISVILLE**

1977—Phillip Bond

LOYOLA MARYMOUNT

1973—Stephen Smith

LOYOLA (MD.)

1979—John Vogt

LUTHER1968—David Mueller
1974—Timothy O'Neill
1982—Douglas Kintzinger
1986—Scott Sawyer**MAINE**

1990—Dean Smith

MARQUETTE

1984—Marc Marotta

MARSHALL1973—Michael D'Antoni
1997—John Brannen**MARYLAND**1974—Tom McMillen
1981—Gregory Manning
1991—Matt Roe**MASS.-LOWELL**

1970—Alfred Spinell Jr.

MARYVILLE (MO.)

2003—Kevin Bartow

MIT1966—John Mazola
1967—Robert Hardt
1968—David Jansson
1971—Bruce Wheeler
1991—David Tomlinson**MCDANIEL**

1983—Douglas Pinto

MCNEESE ST.

1978—John Rudd

MIAMI (OHIO)

1982—George Sweigert

MICHIGAN

1981—Martin Bodnar

1993—Rob Pelinka

MICHIGAN TECH

1978—Michael Trehwella

1981—Russell Van Duine

MIDDLEBURY

1975—David Pentkowski

1982—Paul Righi

MINNESOTA

1970—Michael Regenfass

MINN. MORRIS

1997—Todd Hanson

MINN. ST. MANKATO

1997—David Kruse

MISSISSIPPI ST.

1976—Richard Knarr

MISSOURI

1972—Gregory Flaker

MO.-ROLLA

1977—Ross Klie

MO.-ST. LOUIS

1977—Robert Bone

MONMOUTH (ILL.)

1992—Steve Swanson

MONTANA

1968—Gregory Hanson

1981—Craig Zanon

1986—Larry Krystkowiak

1992—Daren Engellant

1995—Jeremy Lake

MONTANA ST.

1988—Ray Willis Jr.

1996—Nico Harrison

2004—Jason Erikson

MOORHEAD ST.

1980—Kevin Mulder

1996—Brett Beeson

MORNINGSIDE

1986—John Kelzenberg

MT. ST. MARY'S

1976—Richard Kidwell

MUHLENBERG

1976—Glenn Salo

MUSKINGUM

1974—Gary Ferber

1983—Myron Dulkoski Jr.

NAVY

1979—Kevin Sinnett

1984—Clifford Maurer

1995—Wesley Cooper

NEBRASKA

1972—Alan Nissen

1986—John Matzke

1987—William Jackman

1991—Beau Reid

NEB.-KEARNEY

2004—Nicholas Branting

NEB.-OMAHA

1981—James Gregory

NEB. WESLEYAN

1995—Justin Wilkins

1998—Kipp Kissinger

UNLV

1984—Danny Tarkanian

NEW MEXICO

1973—Breck Roberts

NEW YORK POLY

1968—Charles Privalsky

NEW YORK U.

1996—Greg Belinfanti

NORTH CAROLINA

1966—Robert Bennett Jr.

1974—John O'Donnell

1977—Bruce Buckley

1986—Steve Hale

1995—Pearce Landry

UNC GREENSBORO

2001—Nathan Jameson

UNC WILMINGTON

1997—Bill Mayew

NORTH CAROLINA ST.

1966—Peter Coker

1985—Terrence Gannon

1996—Todd Fuller

NORTH DAKOTA ST.

1989—Joe Regnier

2000—Jason Retzlaff

NORTHEASTERN

1978—David Caligaris

NORTHERN ARIZ.

1979—Troy Hudson

NORTHERN COLO.

1968—Dennis Colson

1990—Toby Moser

NORTHERN ILL.

1984—Timothy Dillion

2000—A.J. Lux

NORTHERN IOWA

1979—Michael Kemp

NORTHERN KY.

2000—Kevin Listerman

NORTHWEST MO. ST.

1989—Robert Sundell

NORTHWESTERN

1973—Richard Sund

1980—Michael Campbell

1990—Walker Lambiotte

1994—Kevin Rankin

NORTHWOOD

1999—Jeremy Piggott

NOTRE DAME

1969—Robert Arnzen

1974—Gary Novak

1983—John Paxson

1998—Pat Garrity

OAKLAND

1990—Brian Gregory

OBERLIN

1972—Victor Guerrieri

OCCIDENTAL

1973—Douglas McAdam

1981—Miles Glidden

1996—John Pike

OGLETHORPE

1992—David Fischer

OHIO

1967—John Hamilton

1968—Wayne Young

1979—Steven Skaggs

OHIO ST.

1968—Wilmer Hosket

OKLAHOMA

1972—Scott Martin

1975—Robert Pritchard

1980—Terry Stotts

1988—Dave Sieger

OKLAHOMA CITY

1967—Gary Gray

OKLAHOMA ST.

1965—Gary Hassmann

1969—Joseph Smith

OLD DOMINION

1975—Gray Eubank

OLIVET

1999—Jeff Bell

OREGON

1971—William Drozdick

1988—Keith Balderston

2000—Adrian Smith

OREGON ST.

1967—Edward Fredenburg

PACIFIC

1967—Bruce Parsons Jr.

1979—Terence Carney

1986—Richard Anema

1992—Delano Demps

PENNSYLVANIA

1972—Robert Morse

PENN ST.

1982—Michael Edelman

1995—John Amaechi

PITTSBURGH

1976—Thomas Richards

1986—Joseph David

1992—Darren Morningstar

POMONA-PITZER

1966—Gordon Schloming

1970—Douglas Covey

1986—David Di Cesaris

PORTLAND ST.

1966—John Nelson

PRINCETON

1969—Christopher Thomforde

1997—Sydney Johnson

PRINCIPIA

1979—William Kelsey

PUGET SOUND

1974—Richard Brown

PURDUE

1971—George Faerber

1981—Brian Walker

RADFORD

1998—Corey Reed

REDLANDS

1990—Robert Stone

REGIS (COLO.)

1988—John Nilles

1994—Pat Holloway

RENSELAER

1967—Kurt Hollasch

RHODES

1994—Greg Gonda

1996—Scott Brown

RICE

1995—Adam Peakes

2001—Michael Wilks

RICHMOND

1986—John Davis Jr.

RIPON

1978—Ludwig Wurtz

1999—Bret Van Dyken

ROANOKE

2000—Paris Butler

ROLLINS

1993—David Wolf

RUTGERS

1985—Stephen Perry

ST. ANSELM

1980—Sean Canning

ST. FRANCIS (PA.)

1997—Eric Shaner

ST. JOHN FISHER

1997—Eric Shaner

ST. JOHN'S (N.Y.)

1981—Frank Gilroy

ST. JOSEPH'S (IND.)

1975—James Thordsen

ST. JOSEPH'S

1966—Charles McKenna

ST. LAWRENCE

1969—Philip McWhorter

ST. LEO

1981—Kevin McDonald

ST. LOUIS

1967—John Kilo

1995—Scott Highmark

ST. MARY'S (CAL.)

1980—Calvin Wood

1999—Eric Schraeder

ST. NORBERT

1987—Andris Arians

ST. OLAF

1966—Eric Grimsrud

1971—David Finholt

ST. THOMAS (MINN.)

1967—Daniel Hansard

1995—John Tauer

SAN DIEGO

1978—Michael Strode

SAN DIEGO ST.

1976—Steven Copp

SAN FRANCISCO

1990—Joel DeBortoli

SANTA CLARA

1994—Peter Eisenrich

SCRANTON

1974—Joseph Cantafio

1984—Michael Banas

1985—Daniel Polacheck

1988—John Andrejko

1993—Matt Cusano

SEATTLE PACIFIC

1997—Geoffrey Ping

SETON HALL

1969—John Suminski

SEWANEE

1967—Thomas Ward Jr.

1976—Henry Hoffman Jr.

1982—James Sherman

1998—Ryan Harrigan

SIENA

1992—Bruce Schroeder

SIMPSON

1980—John Hines

1995—David Otte

2003—Jesse Harris

SLIPPERY ROCK

1975—Clyde Long

SOUTH ALA.

1998—Toby Madison

SOUTH DAKOTA

1976—Rick Nissen

2001—Jeremy Kudera

SOUTH DAKOTA ST.

1973—David Thomas

1997—Jason Sempsrott

2000—Casey Estling

SOUTH FLA.

1992—Radenko Dobras

SOUTHERN CALIFORNIA

1974—Daniel Anderson

1975—John Lambert

SOUTHERN ILL.

1977—Michael Glenn

SOUTHERN METHODIST

1977—Peter Ladwick

SOUTHERN UTAH

1991—Peter Johnson

1993—Richard Barton

SOUTHWEST MO. ST.

1971—Tillman Williams

STANFORD

1976—Edward Schweitzer
1980—Kimberly Belton
2000—Mark Madsen

SUSQUEHANNA

1986—Donald Harnum
1994—Lloyd Wolf

SWARTHMORE

1965—Cavin Wright
1987—Michael Dell

SYRACUSE

1981—Dan Schayes
1998—Marius Janulis

TENNESSEE

1993—Lang Wiseman

TENN.-MARTIN

1976—Michael Baker

TEXAS

1974—Harry Larrabee
1979—Jim Krivacs

TEXAS A&M

1970—James Heitmann

TEXAS-ARLINGTON

1980—Paul Renfor

TCU

1970—Jeffrey Harp
1981—Larry Frevert

TEX.-PAN AMERICAN

1976—Jesus Guerra Jr.

TEXAS TECH

1985—Brooks Jennings Jr.
1986—Tobin Doda

TOLEDO

1967—William Backensto
1980—Timothy Selgo

TRANSYLVANIA

1972—Robert Jobe Jr.
1980—Lawrence Kopczyk

TRINITY (CONN.)

1971—Howard Greenblatt
1996—Keith Wolff

TRINITY (TEX.)

1975—Phillip Miller

TRUMAN

2000—Jason Reinberg

TUFTS

1981—Scott Brown

TULSA

1999—Michael Ruffin

UCLA

1969—Kenneth Heitz
1971—George Schofield
1980—Kiki Vandeweghe
1995—George Zidek

UTAH

1968—Lyndon MacKay
1971—Michael Newlin
1977—Jeffrey Jonas
1998—Drew Hansen

UTAH ST.

1996—Eric Franson

VANDERBILT

1976—Jeffrey Fosnes

VILLANOVA

1983—John Pinone

VIRGINIA

1973—James Hobgood

VMI

1969—John Mitchell
1971—Jan Essenburg
1977—William Bynum III
1981—Andrew Kolesar
1987—Gay Elmore Jr.
1996—Bobby Prince

VIRGINIA TECH

1972—Robert McNeer

WABASH

1976—Len Fulkerson

WAKE FOREST

1969—Jerry Montgomery
1994—Marcus Blucas
1996—Rusty LaRue

WARTBURG

1972—David Platte
1974—Fred Waldstein
1991—Dan Nettleton

WASHINGTON

1970—Vincent Stone
1974—Raymond Price
1987—Rodney Ripley

WASHINGTON (MD.)

1979—Joseph Wilson
1990—Tim Keehan
1998—Bradd Burkhart

WASHINGTON (MO.)

1991—Jed Bargaen

WASH. & JEFF.

1970—Terry Evans
1981—David Damico

WASH. & LEE

1983—Brian Hanson
1984—John Graves

WEBER ST.

1980—Mark Mattos
1985—Kent Hagan

WESLEYAN (CONN.)

1973—Brad Rogers
1974—Richard Fairbrother
1977—Steve Malinowski
1982—Steven Maizes
1985—Gregory Porydzyn

WESTERN CARO.

1982—Gregory Dennis
1987—Richard Rogers

WESTERN ILL.

1984—Todd Hutcheson

WESTMINSTER (PA.)

1967—John Fontanella

WHEATON (ILL.)

1995—Nathan Frank

WHITTIER

1977—Rodney Snook

WICHITA ST.

1969—Ronald Mendell
1991—Paul Guffrovich

WIDENER

1983—Louis DeRogatis

WILLIAM & MARY

1985—Keith Cieplicki
2004—Adam Hess

WILLIAMS

1965—Edgar Coolidge III
1986—Timothy Walsh

WISCONSIN

1987—Rodney Ripley

WIS.-OSHKOSH

1998—Joe Imhoff

WIS.-PLATTEVILLE

1993—T.J. Van Wie

WIS.-STEVENS POINT

1983—John Mack

WITTENBERG

1984—Jay Ferguson
1996—Scott Schwartz

WOOSTER

1995—Scott Meech

WRIGHT ST.

1978—Alan McGee

XAVIER

1975—Peter Accetta
8191—Gary Massa

YALE

1967—Richard Johnson
1968—Robert McCallum Jr.



Coaching Records

All-Division Coaching Records	142
Division I Coaching Records.....	143
Division II Coaching Records	163
Division III Coaching Records	165

All-Division Coaching Records

Some of the won-lost records included in this coaches section have been adjusted because of action by the NCAA Council or the NCAA Executive Committee to forfeit particular regular-season games or vacate particular NCAA tournament games.

Coaches with at Least 500 Career Wins

(This list includes all coaches who have won at least 500 games regardless of classification with a minimum 10 head coaching seasons at NCAA schools.)

Coach (Alma Mater), Teams Coached, Tenure Yrs.	Won	Lost	Pct.
1. Dean Smith (Kansas 1953) North Carolina 1962-97	36	879	254 .776
2. Adolph Rupp (Kansas 1923) Kentucky 1931-52, 54-72	41	876	190 .822
3. Bob Knight (Ohio St. 1962) Army 1966-71, Indiana 72-2000, Texas Tech 02-04*	38	832	322 .721
4. Jim Phelan (La Salle 1951) Mt. St. Mary's 1955-2003	49	830	524 .613
5. Big House Gaines (Morgan St. 1945) Winston-Salem 1947-93	47	828	447 .649
6. Jerry Johnson (Fayetteville St. 1951) LeMoyn-Owen 1959-2004*	46	815	425 .657
7. Don Meyer (Northern Colo. 1967) Hamline 1973-75, Lipscomb 76-99, Northern St. 2000-04*	32	793	269 .747
8. Lefty Driesell (Duke 1954) Davidson 1961-69, Maryland 70-86, James Madison 89-97, Georgia St. 98-2003	41	786	394 .666
9. Lou Henson (New Mexico St. 1955) Hardin-Simmons 1963-66, Illinois 76-96, New Mexico St. 67-75, 98-2004*	40	775	400 .660
10. Herb Magee (Philadelphia U. 1963) Philadelphia U. 1968-2004*	37	772	297 .722
11. Hank Iba (Westminster (Mo.) 1928) Northwest Mo. St. 1930-33, Colorado 34, Oklahoma St. 35-70	41	764	339 .693
12. Ed Diddle (Centre 1921) Western Ky. 1923-64	42	759	302 .715
13. Eddie Suttle (Oklahoma St. 1958) Creighton 1970-74, Arkansas 75-85, Kentucky 86-89, Oklahoma St. 91-2004*	34	755	292 .721
14. Phog Allen (Kansas 1906) Baker 1906-08, Haskell 09, Central Mo. St. 13-19, Kansas 08-09, 20-56	48	746	264 .739
15. Jerry Tarkanian (Fresno St. 1955) Long Beach St. 1969-73, UNLV 74-92, Fresno St. 96-2002	31	729	201 .784
16. Norm Stewart (Missouri 1956) Northern Iowa 1962-67, Missouri 68-99	38	728	374 .661
17. Ray Meyer (Notre Dame 1938) DePaul 1943-84	42	724	354 .672
18. Don Haskins (Oklahoma St. 1952) UTEP 1962-99	38	719	353 .671
19. Lute Olson (Augsburg 1956) Long Beach St. 1974, Iowa 75-83, Arizona 84-2004*	31	710	249 .740
20. John Chaney (Bethune-Cookman 1955) Cheney 1973-82, Temple 83-2004*	32	708	283 .714
21. Dick Sauers (Slippery Rock 1951) Albany (N.Y.) 1956-87, 89-97	41	702	330 .680
22. Mike Krzyzewski (Army 1969) Army 1976-80, Duke 81-2004*	29	694	240 .743
23. Jim Calhoun (American Int'l 1968) Northeastern 1973-86, Connecticut 87-2004*	32	680	302 .692



Photo by Ryan McKee/NCAA Photos

Jim Calhoun's 680 victories ranks 23rd among all division coaches with at least 500 career wins.

Coach (Alma Mater), Teams Coached, Tenure Yrs.	Won	Lost	Pct.
24. Jim Boeheim (Syracuse 1966) Syracuse 1977-2004* ...	28	676	234 .743
25. Denny Crum (UCLA 1958) Louisville 1972-2001	30	675	295 .696
26. Glenn Robinson (West Chester 1967) Frank. & Marsh. 1972-2004*	33	674	235 .741
27. Dennis Bridges (Ill. Wesleyan 1961) Ill. Wesleyan 1966-2001	36	666	320 .675
28. John Wooden (Purdue 1932) Indiana St. 1947-48, UCLA 49-75	29	664	162 .804
29. Ralph Miller (Kansas 1942) Wichita St. 1952-64, Iowa 65-70, Oregon St. 71-89	38	657	382 .632
30. Gene Bartow (Truman 1953) Central Mo. St. 1962-64, Valparaiso 65-70, Memphis 71-74, Illinois 75, UCLA 76-77, UAB 79-96	34	647	353 .647
31. Ed Adams (Tuskegee 1934) N.C. Central 1935-36, Tuskegee 37-49, Texas Southern 50-58	24	643	153 .808
32. Marv Harshman (Pacific Lutheran 1942) Pacific Lutheran 1946-58, Washington St. 59-71, Washington 72-85	40	637	443 .590
33. John Lance (Pittsburg St. 1918) Southwestern Okla. 1919-22, Pittsburg St. 23-34, 36-63	44	632	340 .650
34. Ken Anderson (Wis.-Eau Claire 1955) Wis.-Eau Claire 1969-95	27	631	152 .806
35. Cam Henderson (Salem 1917) Muskingum 1920-23, Davis & Elkins 24-35, Marshall 36-55	36	630	243 .722
35. Ed Messbarger (Northwest Mo. St. 1956) Benedictine Hts. 1958-60, Dallas 61-63, St. Mary's (Tex.) 64-78, Angelo St. 79-98	41	630	518 .549
37. Jim Smith (Marquette 1956) St. John's (Minn.) 1965-2004* ...	40	626	428 .594
38. Norm Sloan (North Carolina St. 1951) Presbyterian 1952-55, Citadel 57-60, Florida 61-66, North Carolina St. 67-80, Florida 81-89	37	624	393 .614
39. Dean Nicholson (Central Wash. 1950) Central Wash. 1965-90	26	620	199 .757
40. Hugh Durham (Florida St. 1959) Florida St. 1967-78, Georgia 79-95, Jacksonville 98-2004*	36	617	416 .597
41. Jerry Steele (Wake Forest 1961) Guilford 1963-70, High Point 73-2003	39	609	486 .556
42. Dave Robbins (Catawba 1966) Virginia Union 1979-2004*	26	608	172 .779
43. Billy Tubbs (Lamar 1958) Southwestern (Tex.) 1972-73, Oklahoma 81-94, TCU 95-2002, Lamar 1977-80, 2004* ...	29	606	315 .658
44. Tom Murphy (Springfield 1960) Hamilton 1971-2004	34	602	262 .697
45. Slats Gill (Oregon St. 1924) Oregon St. 1929-64	36	599	393 .604
46. Abe Lemons (Oklahoma City 1949) Tex.-Pan American 1974-76, Texas 77-82, Oklahoma City 56-73, 84-90	34	597	344 .634
47. John Thompson (Providence 1964) Georgetown 1973-99	27	596	239 .714
48. Guy Lewis (Houston 1947) Houston 1957-86	30	592	279 .680
49. Joe Hutton (Carleton 1924) Hamline 1932-65	34	591	207 .741
50. Dom Rosselli (Geneva 1939) Youngstown St. 1941-42, 47-82	38	590	387 .604
51. Bob Chipman (Kansas St. 1973) Washburn 1980-2004*	25	586	197 .748
52. Dan McCarrell (North Park 1961) North Park 1968-84, Minn. St. Mankato 85-2001	34	579	347 .625
53. Fred Hobby (Grambling 1949) Grambling 1957-86	30	571	287 .666
54. Eldon Miller (Wittenberg 1961) Wittenberg 1963-70, Western Mich. 71-76, Ohio St. 77-86, Northern Iowa 87-98	36	568	419 .575
55. Dick Reynolds (Otterbein 1965) Otterbein 1973-2004*	32	566	307 .648
55. Davey Whitney (Kentucky St. 1953) Texas Southern 1965-69, Alcorn St. 70-89, 97-2003	32	566	356 .614
57. Gale Catlett (West Virginia 1963) Cincinnati 1973-78, West Virginia 79-2002	30	565	325 .635
58. Rudy Marisa (Penn St. 1956) Waynesburg 1970-2003	34	563	300 .652
58. Gary Colson (Lipscomb 1956) Valdosta St. 1959-68, Pepperdine 69-79, New Mexico 81-88, Fresno St. 91-95	34	563	385 .594
60. Jerry Slocum (King's (N.Y.) 1975) Nyack 1976-87, Geneva 1988-96, Gannon 97-2004*	29	562	314 .642
61. John Kresse (St. John's (N.Y.) 1964) Col. of Charleston 1980-2002	23	560	143 .797
62. Charles Chronister (East Stroudsburg 1963) Bloomsburg 1972-2002	31	559	288 .660
63. Tony Hinkle (Chicago 1921) Butler 1927-42, 46-70	41	558	392 .587
64. Tom Davis (Wis.-Platteville 1960) Lafayette 1972-77, Boston College 78-82, Stanford 83-86, Iowa 87-99, Drake 2004*	29	555	306 .645
64. Bill Knapton (Wis.-La Crosse 1952) Beloit 1958-97	40	555	344 .617
66. Bob Bessoir (Scranton 1955) Scranton 1973-2001	29	554	263 .678
67. Glenn Wilkes (Mercer 1950) Stetson 1958-93	36	551	436 .558
68. Frank McGuire (St. John's (N.Y.) 1936) St. John's (N.Y.) 1948-52, North Carolina 53-61, South Carolina 65-80	30	549	236 .699
68. Bruce Webster (Rutgers 1959) Bridgeport 1966-99	34	549	405 .575
70. Mike Montgomery (Long Beach St. 1968) Montana 1979-86, Stanford 87-2004	26	547	244 .692

Coach (Alma Mater), Teams Coached, Tenure				Yrs.	Won	Lost	Pct.
71. Sam Moir [Appalachian St. 1950]	Catawba 1961-94..	34	546	399	.578		
72. Bob Huggins [West Virginia 1977]	Walsh 1981-83, Akron 85-89, Cincinnati 90-2004*	23	542	191	.739		
72. Chet Kammerer [Grace (Ind.) 1964]	Grace (Ind.) 1966-75, Westmont 76-92	27	542	261	.675		
74. Bob Davis [Georgetown (Ky.) 1950]	High Point 1951-53, Georgetown (Ky.) 54-73, Auburn 74-78	28	538	277	.660		
75. Dick Whitmore [Bowdoin 1965]	Colby 1971-2001, 03-04*	33	537	269	.666		
76. C. Alan Rowe [Villanova 1953]	Widener 1966-98	33	536	324	.623		
77. Cliff Ellis [Florida St. 1968]	South Ala. 1976-84, Clemson 85-94, Auburn 95-2004	29	534	337	.613		
77. Harry Miller [Eastern N.M. 1951]	Western St. 1953-58, Fresno St. 61-65, Eastern N.M. 66-70, North Texas 71, Wichita St. 72-78, Stephen F. Austin 79-88	34	534	374	.588		
79. Bill C. Foster [Carson-Newman 1958]	Shorter 1963-67, Charlotte 71-75, Clemson 76-84, Miami (Fla.) 86-90, Virginia Tech 92-97	30	532	325	.621		
80. Tom Penders [Connecticut 1967]	Tufts 1972-74, Columbia 75-78, Fordham 79-86, Rhode Island 87-88, Texas 89-98, George Washington 99-2001, Houston*	30	527	361	.593		
81. Lou Carnesecca [St. John's (N.Y.) 1946]	St. John's (N.Y.) 1966-70, 74-92	24	526	200	.725		
81. Dave Bliss [Cornell 1965]	Oklahoma 1976-80, Southern Methodist 81-88, New Mexico 89-99, Baylor 2000-03	28	526	328	.616		
81. Jim Burson [Muskingum 1963]	Muskingum 1968-2004*	37	526	415	.559		
84. Pete Carril [Lafayette 1952]	Lehigh 1967, Princeton 68-96	30	525	273	.658		
84. Gene Mehaffey [Southern Methodist 1954]	Carson-Newman 1968-78, Ohio Wesleyan 80-99	31	525	384	.578		
86. Gene Keady [Kansas St. 1958]	Western Ky. 1979-80, Purdue 81-2004*	26	524	285	.648		
86. Tom Young [Maryland 1958]	Catholic 1959-67, American 70-73, Rutgers 74-85, Old Dominion 86-91	31	524	328	.615		
86. Ben Jobe [Fisk 1956]	Talladega 1965-67, Alabama St. 68, South Carolina St. 69-73, Denver 79-80, Alabama A&M 83-86, Tuskegee 97-2000, Southern U. 1987-96, 2002-03	31	524	333	.611		
89. Homer Drew [William Jewell 1966]	Bethel (Ind.) 1977-87, Ind.-South Bend 88, Valparaiso 89-2002, 04*	27	523	319	.621		
89. Fred Enke [Minnesota 1921]	Louisville 1924-25, Arizona 26-61	38	523	344	.603		
91. Gary Williams [Maryland 1968]	American 1979-82, Boston College 83-86, Ohio St. 87-89, Maryland 90-2004*	26	522	293	.640		
92. Glenn Van Wieren [Hope 1964]	Hope 1978-2004*	27	521	179	.744		
93. Arthur McAfee [Wichita St. 1951]	Lane 1961, Mississippi Val. 62, Lincoln (Mo.) 63, Bishop 64-65, Morehouse 66-2000	40	516	510	.503		
94. Rollie Massimino [Vermont 1956]	Stony Brook 1970-71, Villanova 74-92, UNLV 93-94, Cleveland St. 97-2003	30	515	391	.568		
95. Arad McCutchan [Evansville 1934]	Evansville 1947-77	31	514	314	.621		
95. Jim Gudger [Western Caro. 1942]	Western Caro. 1951-69, Tex. A&M-Commerce 70-83	33	514	415	.553		
97. Ed Douma [Calvin 1973]	Alma 1974, Lake Superior St. 75-78, Kent St. 79-82, UNC Greensboro 83-84, Calvin 85-96, Hillsdale 99-2004*	29	513	262	.662		
98. Don DeVoe [Ohio St. 1964]	Virginia Tech 1972-76, Wyoming 77-78, Tennessee 79-89, Florida 90, Navy 93-2004	31	512	387	.568		
99. Paul Webb [William & Mary 1951]	Randolph-Macon 1957-75, Old Dominion 76-85	29	511	257	.665		
100. Buzz Levick [Drake 1950]	Wartburg 1966-93	28	510	225	.694		
100. Aubrey Bonham [Northern Iowa 1927]	Whittier 1938-43 & 46-68	29	510	285	.642		
102. Nolan Richardson [UTEP 1965]	Tulsa 1981-85, Arkansas 86-2002	22	509	207	.711		
102. Larry Hunter [Ohio 1971]	Wittenberg 1977-89, Ohio 90-2001	25	509	224	.694		
102. Don Lane [Union (Ky.) 1965]	Transylvania 1976-2001	26	509	241	.679		
102. C.M. Newton [Kentucky 1952]	Transylvania 1956-64, 66-68, Alabama 69-80, Vanderbilt 82-89	32	509	375	.576		
106. Hec Edmundson [Idaho 1909]	Idaho 1917-18, Washington 21-47	29	508	204	.713		
107. Herman Meyer [St. Mary's (Tex.) 1948]	St. Mary's (Tex.) 1979-2004*	26	507	246	.673		
108. Leo Nicholson [Washington 1925]	Central Wash. 1930-43 & 46-64	33	505	281	.642		
108. Gerald Stockton [Oklahoma St. 1953]	Sul Ross St. 1967-68, Midwestern St. 71-94	26	505	363	.582		
110. Harold Anderson [Otterbein 1924]	Toledo 1935-42, Bowling Green 43-63	29	504	226	.690		
110. Tom Smith [Valparaiso 1967]	Central Mo. St. 1976-80, Valparaiso 81-88, Mo. Western St. 89-2004*	29	504	326	.607		
112. Jerry Welsh [Ithaca 1958]	Potsdam St. 1969, 71-91, Iona 92-95	26	502	205	.710		
113. Ed Martin [N.C. A&T 1951]	South Carolina St. 1956-68, Tennessee St. 69-85	30	501	254	.664		
113. Bobby Vaughan [Virginia St. 1948]	Elizabeth City St. 1952-66, 68-86	34	501	363	.580		
115. Cal Luther [Valparaiso 1951]	DePauw 1955-58, Murray St. 59-74, Longwood 82-90, Tenn.-Martin 91-99, Bethel (Tenn.) 2000	39	500	489	.506		

*active

COACHING RECORDS

Division I Coaching Records

Winningest Active Coaches

(Minimum five years as a Division I head coach; includes record at four-year U.S. colleges only.)

BY PERCENTAGE

No.	Coach	Team	Yrs.	Won	Lost	Pct.
1.	Mark Few	Gonzaga	5	133	32	.806
2.	Roy Williams	North Carolina	16	437	112	.796
3.	Bo Ryan	Wisconsin	20	451	131	.775
4.	Mike Krzyzewski	Duke	29	694	240	.743
5.	Jim Boeheim	Syracuse	28	676	234	.743
6.	Lute Olson	Arizona	31	710	249	.740
7.	Bob Huggins	Cincinnati	23	542	191	.739
8.	Tubby Smith	Kentucky	13	315	114	.734
9.	Rick Pitino	Louisville	18	416	154	.730
10.	John Calipari	Memphis	12	282	109	.721
11.	Eddie Sutton	Oklahoma St.	34	755	292	.721
12.	Bob Knight	Texas Tech	38	832	322	.721
13.	John Chaney	Temple	32	708	283	.714
14.	Tom Izzo	Michigan St.	9	207	90	.697
15.	Pat Douglass	UC Irvine	23	482	213	.694
16.	Jim Calhoun	Connecticut	32	680	302	.692
17.	L. Vann Pettaway	Alabama A&M	18	366	167	.687
18.	Skip Prosser	Wake Forest	11	232	107	.684
19.	Bruce Weber	Illinois	6	129	61	.679
20.	Jeff Price	Ga. Southern	11	218	104	.677

No.	Coach	Team	Yrs.	Won	Lost	Pct.
21.	Bill Self	Kansas	11	231	114	.670
22.	Rick Stansbury	Mississippi St.	6	126	64	.663
23.	John Giannini	La Salle	15	293	149	.663
24.	Stew Morrill	Utah St.	18	361	184	.662
25.	Lou Henson	New Mexico St.	40	775	400	.660
26.	Billy Donovan	Florida	10	203	105	.659
27.	Tom Crean	Marquette	5	102	53	.658
28.	Billy Tubbs	Lamar	29	606	315	.658
29.	Mike Brey	Notre Dame	9	184	96	.657
30.	Mark Gottfried	Alabama	9	187	99	.654
31.	Fran Dunphy	Pennsylvania	15	270	145	.651
32.	Gene Keady	Purdue	26	524	285	.648
33.	Pete Gillen	Virginia	19	378	206	.647
34.	Jeff Lebo	Auburn	6	115	63	.646
35.	Tom Davis	Drake	29	555	306	.645
36.	Phil Martelli	St. Joseph's	9	179	99	.644
37.	Bobby Gonzalez	Manhattan	5	94	52	.644
38.	Gregg Marshall	Winthrop	6	115	64	.642
39.	Larry Eustachy	Southern Miss.	13	260	145	.642
40.	Bobby Lutz	Charlotte	15	294	164	.642
41.	Rick Barnes	Texas	17	343	192	.641
42.	Rick Byrd	Belmont	23	459	257	.641
43.	Gary Williams	Maryland	26	522	293	.640
44.	Paul Hewitt	Georgia Tech	7	142	81	.637
45.	Kelvin Sampson	Oklahoma	21	411	239	.632
46.	Perry Watson	Detroit	11	213	124	.632
47.	Dick Bennett	Washington St.	26	467	273	.631
48.	Dennis Felton	Georgia	6	116	68	.630

No. Coach	Team	Yrs.	Won	Lost	Pct.
49. Blaine Taylor	Old Dominion	10	183	109	.627
50. Tevester Anderson	Jackson St.	6	115	69	.625
51. Steve Alford	Iowa	13	245	148	.623
52. Buzz Peterson	Tennessee	8	152	92	.623
53. John Beilein	West Virginia	22	403	244	.623
54. Tim Welsh	Providence	9	171	104	.622
55. Homer Drew	Valparaiso	27	523	319	.621
56. Jessie Evans	San Francisco	7	132	81	.620
57. Bill Carmody	Northwestern	8	145	89	.620
58. Steve McClain	Wyoming	6	111	69	.617
59. Quin Snyder	Missouri	5	100	63	.613

(Coaches with less than five years as a Division I head coach; includes record at four-year U.S. colleges only.)

No. Coach	Team	Yrs.	Won	Lost	Pct.
1. Bruce Pearl	Wis.-Milwaukee	12	291	78	.789
2. Duane Reboul	Birmingham-So.	15	367	101	.784
3. Danny Kaspar	Stephen F. Austin	13	283	101	.737
4. Bart Lundy	High Point	6	134	51	.724
5. Tony Shaver	William & Mary	18	365	142	.720
6. Jim Ferry	Long Island	6	121	57	.680
7. Paul Westphal	Pepperdine	5	115	56	.673

No. Coach	Team	Yrs.	Won	Lost	Pct.
60. Dana Altman	Creighton	15	278	176	.612
61. Kevin Stallings	Vanderbilt	11	208	132	.612
62. Herb Sendek	North Carolina St.	11	211	134	.612
63. Bob Williams	UC Santa Barb.	16	281	180	.610
64. Don Maestri	Troy St.	22	382	247	.607
65. Ben Howland	UCLA	10	179	116	.607
66. Dave Odom	South Carolina	18	334	217	.606
67. Keith Richard	Louisiana Tech	6	106	69	.606
68. Bill Herrion	East Caro.	13	228	150	.603
69. Tic Price	McNeese St.	8	140	93	.601
70. Mike Deane	Wagner	20	355	236	.601

No. Coach	Team	Yrs.	Won	Lost	Pct.
8. John Masi	UC Riverside	25	453	250	.644
9. Greg McDermott	Northern Iowa	10	177	106	.625
10. Brad Soderberg	St. Louis	10	166	100	.624
11. Keith Dambrot	Akron	6	111	70	.613
12. Larry Reynolds	Long Beach St.	7	121	78	.608
13. Greg Jackson	Delaware St.	13	212	137	.607
14. Dale Layer	Colorado St.	13	227	149	.604

BY VICTORIES

No. Coach, Team	Won
1. Bob Knight, Texas Tech	832
2. Lou Henson, New Mexico St.	775
3. Eddie Sutton, Oklahoma St.	755
4. Lute Olson, Arizona	710
5. John Chaney, Temple	708
6. Mike Krzyzewski, Duke	694
7. Jim Calhoun, Connecticut	680
8. Jim Boeheim, Syracuse	676
9. Hugh Durham, Jacksonville	617
10. Billy Tubbs, Lamar	606
11. Tom Davis, Drake	555
12. Bob Huggins, Cincinnati	542
13. Tom Penders, Houston	527
14. Gene Keady, Purdue	524
15. Homer Drew, Valparaiso	523
16. Gary Williams, Maryland	522
17. Ben Braun, California	490
18. Pat Douglass, UC Irvine	482
19. Dick Bennett, Washington St.	467
20. Rick Byrd, Belmont	459
21. Bo Ryan, Wisconsin	451
22. Roy Williams, North Carolina	437
23. Pat Kennedy, Towson	416
23. Rick Pitino, Louisville	416
25. Dave Bike, Sacred Heart	412
26. Kelvin Sampson, Oklahoma	411
27. John Beilein, West Virginia	403

No. Coach, Team	Won
28. Danny Nee, Duquesne	398
29. Mike Vining, La.-Monroe	393
30. Don Maestri, Troy St.	382
31. Pete Gillen, Virginia	378
32. L. Vann Pettaway, Alabama A&M	366
33. Nick Macarchuk, Stony Brook	362
34. Stew Morrill, Utah St.	361
35. Mike Deane, Wagner	355
36. Rick Samuels, Eastern Ill.	351
36. Gary Garner, Southeast Mo. St.	351
38. Rick Barnes, Texas	343
39. Tom Green, Fairleigh Dickinson	338
40. Greg Kampe, Oakland	334
40. Dave Odom, South Carolina	334
42. Jim Larranaga, George Mason	320
43. Tubby Smith, Kentucky	315
44. Bob Thomason, Pacific	312
45. Jim Boone, Eastern Mich.	308
46. Jim Crews, Army	305
47. Ron Fang Mitchell, Coppin St.	304
48. Dave Loos, Austin Peay	302
48. Lon Kruger, UNLV	302
50. Riley Wallace, Hawaii	298
51. Bobby Lutz, Charlotte	294
52. John Giannini, La Salle	293
53. Lafayette Stribling, Mississippi Val.	292

No. Coach, Team	Won
54. Tom Brennan, Vermont	291
55. Rob Spivery, Alabama St.	288
56. Royce Waltman, Indiana St.	285
57. Steve Aggers, Loyola Marymount	283
57. Cy Alexander, Tennessee St.	283
59. John Calipari, Memphis	282
60. Bob Williams, UC Santa Barb.	281
61. Jim Wooldridge, Kansas St.	279
62. Dana Altman, Creighton	278
63. Fran Dunphy, Pennsylvania	270
64. Oliver Purnell, Clemson	266
65. Steve Lappas, Massachusetts	264
66. Al Skinner, Boston College	260
66. Larry Eustachy, Southern Miss.	260
68. Frank Sullivan, Harvard	255
69. Jim Baron, Rhode Island	253
70. Barry Collier, Nebraska	252
71. Steve Alford, Iowa	245
72. Pat Flannery, Bucknell	243
73. Bob McKillop, Davidson	239
74. Leonard Hamilton, Florida St.	233
74. Ralph Willard, Holy Cross	233
76. Skip Prosser, Wake Forest	232
77. Bill Self, Kansas	231
78. Charlie Coles, Miami (Ohio)	230
79. Seth Greenberg, Virginia Tech	228
79. Bill Herrion, East Caro.	228
81. Ernie Kent, Oregon	225

No. Coach, Team	Won
82. Frankie Allen, Howard	218
82. Jeff Price, Ga. Southern	218
84. Mick Durham, Montana St.	217
85. Perry Watson, Detroit	213
86. Herb Sendek, North Carolina St.	211
87. John Brady, LSU	209
88. Phil Rowe, New Hampshire	208
88. Kevin Stallings, Vanderbilt	208
90. Tom Izzo, Michigan St.	207
91. Jeff Jones, American	205
92. Billy Donovan, Florida	203
93. Dennis Wolff, Boston U.	202
93. Dick Davey, Santa Clara	202
95. Ron Ganulin, St. Francis (N.Y.)	201

(Coaches with less than five years as a Division I head coach; includes record at four-year U.S. colleges only.)

No. Coach, Team	Won
1. John Masi, UC Riverside	453
2. Duane Reboul, Birmingham-So.	367
3. Tony Shaver, William & Mary	365
4. Rick Scruggs, Gardner-Webb	318
5. Bruce Pearl, Wis.-Milwaukee	291
6. Danny Kaspar, Stephen F. Austin	283
7. Jim Whitesell, Loyola (Ill.)	278
8. Dale Layer, Colorado St.	227
9. Greg Jackson, Delaware St.	212

Winningest Coaches All-Time

(Minimum 10 head coaching seasons in Division I)

BY PERCENTAGE

Coach, team coached & tenure	Yrs.	Won	Lost	Pct.
1. Clair Bee, Rider 1929-31, Long Island 1932-43, 46-51	21	412	87	.826
2. Adolph Rupp, Kentucky 1931-72	41	876	190	.822
3. John Wooden, Indiana St. 1947-48, UCLA 49-75	29	664	162	.804
4. John Kresse, Col. of Charleston 1980-02	23	560	143	.797
5. Roy Williams, Kansas 1989-2003, North Carolina 04*	16	437	112	.796
6. Ralph R. Jones, Butler 1904, Wabash 05-09, Purdue 10-12, Illinois 13-20	17	194	51	.792
7. Jerry Tarkanian, Long Beach St. 1969-73, UNLV 74-92, Fresno St. 96-2002	31	729	201	.784
8. Francis Schmidt, Tulsa 1916-17, 19-22, Arkansas 24-29, TCU 30-34	17	258	72	.782
9. Dean Smith, North Carolina 1962-97	36	879	254	.776
10. George Keogan, Wis.-Superior 1913-14, St. Louis 16, St. Thomas (Minn.) 18, Allegheny 19, Valparaiso 20-21, Notre Dame 24-43	27	414	127	.764

Coach, team coached & tenure	Yrs.	Won	Lost	Pct.
11. Jack Ramsay, St. Joseph's 1956-66	11	231	71	.765
12. Frank Keany, Rhode Island 1921-48	28	401	124	.764
13. Vic Bubas, Duke 1960-69	10	213	67	.761
14. Harry Fisher, Fordham 1905, Columbia 1907-16, St. John's (N.Y.) 1910, Army 07, 22-23, 25	16	189	60	.759
15. Fred Bennion, Brigham Young 1909-10, Utah 11-14, Montana St. 15-19	11	95	32	.748
16. Chick Davies, Duquesne 1925-43, 47-48	21	314	106	.748
17. Ray Mears, Wittenberg 1957-62, Tennessee 63-77	21	399	135	.747
18. Edward McNichol, Pennsylvania 1921-30	10	186	63	.747
19. Mike Krzyzewski, Army 1976-80, Duke 81-2004*	29	694	240	.743
20. Jim Boeheim, Syracuse 1977-2004*	28	676	234	.743
21. Rick Majerus, Marquette 1984-86, Ball St. 88-89, Utah 1990-2004	21	446	156	.741
22. Lute Olson, Long Beach St. 1974, Iowa 75-83, Arizona 84-2004*	31	710	249	.740
23. Bob Huggins, Walsh 1981-83, Akron 85-89, Cincinnati 90-2004*	23	542	191	.739
24. Al McGuire, Belmont Abbey 1958-64, Marquette 65-77	20	405	143	.739
25. Phog Allen, Baker 1906-08, Haskell 09, Central Mo. St. 13-19, Kansas 08-09, 20-56	50	746	264	.739
26. Everett Case, North Carolina St. 1947-65	19	377	134	.738

Coach, team coached & tenure	Yrs.	Won	Lost	Pct.
27. Arthur Schabinger, Ottawa 1917-20, Emporia St. 21-22, Creighton 23-35.....	19	245	88	.736
28. G. Ott Romney, Montana St. 1923-28, Brigham Young 29-35.....	13	283	102	.735
29. Doc Meanwell, Wisconsin 1912-17, Missouri 18, Wisconsin 21-34.....	22	280	101	.735
30. Tubby Smith, Tulsa 1992-95, Georgia 96-97, Kentucky 98-2004*.....	13	315	114	.734
31. Rick Pitino, Boston U. 1979-83, Providence 86-87, Kentucky 90-97, Louisville 2002-04*.....	18	416	154	.730
32. Henry Lannigan, Virginia 1906-29.....	24	254	95	.727
33. Lew Andreas, Syracuse 1925-50.....	25	358	135	.726
34. Lou Carnesecca, St. John's (N.Y.) 1966-70, 74-92.....	24	526	200	.725
35. Fred Schaus, West Virginia 1955-60, Purdue 1973-78..	12	251	96	.723
36. James Usilton, Temple 1927-39.....	13	205	79	.722
37. Cam Henderson, Muskingum 1920-23, Davis & Elkins 24-35, Marshall 36-55.....	36	630	243	.722
38. John Calipari, Massachusetts 1989-96, Memphis 2001-04*.....	12	282	109	.721
39. Eddie Sutton, Creighton 1970-74, Arkansas 75-85, Kentucky 86-89, Oklahoma St. 91-2004*.....	34	755	292	.721
40. Bob Knight, Army 1966-71, Indiana 72-2000, Texas Tech 02-04*.....	38	832	322	.721
41. Joe Lapchick, St. John's (N.Y.) 1937-47, 57-65.....	20	334	130	.720
42. Frank Hill, Seton Hall 1912-18, 20-30.....	18	192	75	.718
43. Edmund Dollard, Syracuse 1912-24.....	13	151	59	.719
44. Hugh Greer, Connecticut 1947-63.....	17	286	112	.719
45. Donald Dudev Moore, Duquesne 1949-58, La Salle 59-63... ..	15	270	107	.716
46. Ed Diddle, Western Ky. 1923-64.....	42	759	302	.715
47. John Chaney, Cheyney 1973-82, Temple 83-2004*.....	32	708	283	.714
48. Tom Blackburn, Dayton 1948-64.....	17	352	141	.714
49. John Lawther, Westminster (Pa.) 1927-36, Penn St. 37-49.....	23	317	127	.714
50. John Thompson, Georgetown 1973-99.....	27	596	239	.714
51. Lee Rose, Transylvania 1965-65, 69-75, Charlotte 76-78, Purdue 79-80, South Fla. 81-86.....	19	384	154	.714
52. Hec Edmundson, Idaho 1917-18, Washington 21-47..	29	508	204	.713
53. Nolan Richardson, Tulsa 1981-85, Arkansas 86-2002..	22	509	207	.711
54. Edward Kelleher, St. John's (N.Y.) 1922, Fordham 23-34, 39-43, Army 44-45.....	19	258	105	.711
55. Ward Piggy Lambert, Purdue 1917-17, 19-46.....	29	371	152	.709
56. Pat Page, Chicago 1912-20, Butler 21-26.....	15	257	106	.708
57. Peck Hickman, Louisville 1945-67.....	23	443	183	.708
58. Joe B. Hall, Regis (Colo.) 1960-64, Central Mo. St. 65, Kentucky 73-85.....	19	373	156	.705
59. Harlan Dykes, Santa Clara 1927-35, St. Mary's (Cal.) 38-39.....	11	147	63	.700
60. Frank McGuire, St. John's (N.Y.) 1948-52, North Carolina 53-61, South Carolina 65-80.....	30	549	236	.699
61. Bennie Owen, Oklahoma 1909-21.....	13	113	49	.698
62. E.C. Hayes, Mississippi St. 1912-24.....	12	124	54	.697
63. Boyd Grant, Fresno St. 1978-86, Colorado St. 88-91..	13	275	120	.696
64. Denny Crum, Louisville 1972-01.....	30	675	295	.696
65. Douglas R. Mills, Illinois 1937-47.....	11	151	66	.696
66. Larry Hunter, Wittenberg 1977-89, Ohio 90-2001.....	25	509	224	.694
67. Honey Russell, Seton Hall 1937-43, Manhattan 46, Seton Hall 50-60.....	19	310	137	.694
68. Hank Iba, Northwest Mo. St. 1930-33, Colorado 34, Oklahoma St. 35-70.....	41	764	339	.693
69. Jim Calhoun, Northeastern 1973-86, Connecticut 87-2004*.....	32	680	302	.692
70. Eddie M. Cameron, Wash. & Lee 1925, Duke 29-42... ..	15	234	104	.692
71. Larry Weise, St. Bonaventure 1962-73.....	12	202	90	.692
72. Mike Montgomery, Montana 1979-86, Stanford 87-04... ..	26	547	244	.692
73. Gene Smithson, Illinois St. 1976-78, Wichita St. 79-86... ..	11	221	99	.691
74. Zora Clevenger, Indiana 1905-06, Tennessee 12-16, Kansas St. 17-20.....	11	116	52	.690
75. Harold Anderson, Toledo 1935-42, Bowling Green 43-63..	29	504	226	.690
76. Nat Holman, CCNY 1920-52, 55-56, 59-60.....	37	423	190	.690
77. John R. Wilson, Navy 1927-46.....	20	204	94	.685
78. Skip Prosser, Loyola (Md.) 1994, Xavier 95-2001, Wake Forest 02-04*.....	11	232	107	.684
79. Herman Stegeman, Georgia 1920-31.....	12	170	79	.683
80. Dana Kirk, Tampa 1967-71, Va. Commonwealth 77-79, Memphis 80-86.....	15	281	131	.682
81. Guy Lewis, Houston 1957-86.....	30	592	279	.680
82. W.O. Hamilton, Kansas 1910-19.....	10	125	59	.679
83. John Oldham, Tennessee Tech 1956-64, Western Ky. 65-71.....	16	260	123	.679
84. Harry Combes, Illinois 1948-67.....	20	316	150	.678
85. Digger Phelps, Fordham 1971, Notre Dame 72-91.....	21	419	200	.677
86. Bob King, New Mexico 1963-72, Indiana St. 76-78... ..	13	236	113	.676
87. Buck Read, Western Mich. 1922-49.....	28	358	173	.674
88. Jack Gardner, Kansas St. 1940-42, 47-53, Utah 54-71... ..	28	486	235	.674
89. Leo Novak, Army 1927-39.....	13	126	61	.674
90. J.R. Crozier, Wake Forest 1906-17.....	12	95	46	.674
91. Roy Skinner, Vanderbilt 1959-59, 62-76.....	16	278	135	.673

Coach, team coached & tenure	Yrs.	Won	Lost	Pct.
92. Thomas Haggerty, DePaul 1937-40, Loyola (Ill.) 46-50, Loyola (La.) 51-53.....	12	224	109	.673
93. Alex Severence, Villanova 1937-61.....	25	413	201	.673
94. Ray Meyer, DePaul 1943-84.....	42	724	354	.672
95. Don Haskins, UTEP 1962-99.....	38	719	353	.671
96. Dutch Hermann, Penn St. 1916-17, 20-32.....	15	148	73	.670
97. Bill Self, Oral Roberts 1994-97, Tulsa 98-2000, Illinois 01-03, Kansas 04*.....	11	231	114	.670
98. Don Corbett, Lincoln (Mo.) 1972-79, N.C. A&T 80-93.....	22	413	204	.669
99. Ozzie Cowles, Carleton 1925-30, Wis.-River Falls 33-36, Dartmouth 37-43, 45-46, Michigan 47-48, Minnesota 49-59.....	32	421	208	.669
100. Neil Cohalan, Manhattan 1930-42.....	13	165	82	.668
101. Charles Moir, Roanoke 1968-73, Tulane 74-76, Virginia Tech 77-87.....	20	392	196	.667
102. Jack Gray, Texas 1937-42, 46-51.....	12	194	97	.667
103. Jim Harrick, Pepperdine 1980-88, UCLA 89-96, Rhode Island 98-99, Georgia 2000-03.....	23	470	235	.667
104. Neil McCarthy, Weber St. 1975-85, New Mexico St. 86-97..	22	431	216	.666
105. Lefty Driesell, Davidson 1961-69, Maryland 70-86, James Madison 89-97, Georgia St. 98-2003.....	41	786	394	.666
106. Harold Bradley, Hartwick 1948-50, Duke 51-59, Texas 60-67.....	20	337	169	.666
107. Wimp Sanderson, Alabama 1981-92, Ark.-Little Rock 95-99.....	17	350	176	.665
108. Hank Crisp, Alabama 1924-42, 46.....	20	264	133	.665
109. Stew Morrill, Montana 1987-91, Colorado St. 92-98, Utah St. 99-2004*.....	18	361	184	.662
110. Branch McCracken, Ball St. 1931-38, Indiana 39-43, 47-65.....	32	450	231	.661
111. Norm Stewart, Northern Iowa 1962-67, Missouri 68-99..	38	728	374	.661
112. Dave Gavitt, Dartmouth 1968-69, Providence 70-79.....	12	227	117	.660
113. Lou Henson, Hardin-Simmons 1963-66, Illinois 76-96, New Mexico St. 67-75, 1998-2004*.....	40	775	400	.660
114. Terry Holland, Davidson 1970-74, Virginia 75-90.....	21	418	216	.659
115. Billy Donovan, Marshall 1995-96, Florida 97-2004*... ..	10	203	105	.659
116. Harry Litwack, Temple 1953-73.....	21	373	193	.659
117. Billy Tubbs, Southwestern (Tex.) 1972-73, Lamar 77-80, Oklahoma 81-94, TCU 95-2002, Lamar 04*.....	29	606	315	.658
118. Pete Carril, Lehigh 1967, Princeton 68-96.....	30	525	273	.658
119. Louis Cooke, Minnesota 1898-24.....	27	242	127	.655
120. Pete Newell, San Francisco 1947-50, Michigan St. 51-54, California 55-60.....	14	234	123	.655
121. Dick Tarrant, Richmond 1982-93.....	12	239	126	.655
122. Fred Taylor, Ohio St. 1959-76.....	18	297	158	.653
123. Jack Hartman, Southern Ill. 1963-70, Kansas St. 71-86... ..	24	437	233	.652
124. Paul Evans, St. Lawrence 1974-80, Navy 81-86, Pittsburgh 87-94.....	21	390	208	.652
125. Eddie Hickey, Creighton 1936-43, 47, St. Louis 48-58, Marquette 59-64.....	26	433	231	.652
126. George King, Charleston (W.Va.) 1957, West Virginia 61-65, Purdue 66-72.....	13	223	119	.652
127. Leonard Palmer, CCNY 1907-16.....	10	71	38	.651
128. J. Craig Ruby, Missouri 1921-22, Illinois 23-36.....	16	181	97	.651
129. John Kraft, Villanova 1962-73, Rhode Island 74-81.....	20	341	183	.651
130. Fran Dunphy, Pennsylvania 1990-2004*.....	15	270	145	.651
131. Lou Rossini, Columbia 1951-58, New York U. 59-62... ..	12	186	100	.650

*active

BY VICTORIES

(Minimum 10 head coaching seasons in Division I)

Coach	Wins
1. Dean Smith.....	879
2. Adolph Rupp.....	876
3. Bob Knight*.....	832
4. Jim Phelan, Mt. St. Mary's 1955-03.....	830
5. Lefty Driesell.....	786
6. Lou Henson*.....	775
7. Hank Iba.....	764
8. Ed Diddle.....	759
9. Eddie Sutton*.....	755
10. Phog Allen.....	746
11. Jerry Tarkanian.....	729
12. Norm Stewart.....	728
13. Ray Meyer.....	724
14. Don Haskins.....	719
15. Lute Olson*.....	710
16. John Chaney*.....	708
17. Mike Krzyzewski*.....	694
18. Jim Calhoun*.....	680
19. Jim Boeheim*.....	676
20. Denny Crum.....	675
21. John Wooden.....	664
22. Ralph Miller, Wichita St. 1952-64, Iowa 65-70, Oregon St. 71-89.....	657

COACHING RECORDS

Coach	Wins
23. Gene Bartow, Central Mo. St. 1962-64, Valparaiso 65-70, Memphis 71-74, Illinois 75, UCLA 76-77, UAB 79-96	647
24. Marv Harshman, Pacific Lutheran 1946-58, Washington St. 59-71, Washington 72-85	637
25. Cam Henderson	630
26. Norm Sloan, Presbyterian 1952-55, Citadel 57-60, Florida 61-66, North Carolina St. 67-80, Florida 81-89	624
27. Hugh Durham, Florida St. 1967-78, Georgia 79-95, Jacksonville 98-2004*	617
28. Billy Tubbs*	606
29. Slats Gill, Oregon St. 1929-64	599
30. Abe Lemons, Tex.-Pan American 1974-76, Texas 77-82, Oklahoma City 56-73, 84-90	597
31. John Thompson	596
32. Guy Lewis	592
33. Eldon Miller, Wittenberg 1963-70, Western Mich. 71-76, Ohio St. 77-86, Northern Iowa 87-98	568
34. Davey L. Whitney, Texas Southern 1965-69, Alcorn St. 70-89, 97-2003	566
35. Gale Catlett, Cincinnati 1973-78, West Virginia 79-2002	565
36. Gary Colson, Valdosta St. 1959-68, Pepperdine 69-79, New Mexico 81-88, Fresno St. 91-95	563
37. John Kresse	560
38. Tony Hinkle, Butler 1927-42, 46-70	558
39. Tom Davis, Lafayette 1972-77, Boston College 78-82, Stanford 83-86, Iowa 87-99, Drake 2004*	555
40. Glenn Wilkes, Stetson 1958-93	551
41. Frank McGuire	549
42. Mike Montgomery	547
43. Bob Huggins*	542
44. Cliff Ellis, South Ala. 1976-84, Clemson 85-94, Auburn 95-2004	534
45. Harry Miller, Western St. 1953-58, Fresno St. 61-65, Eastern N.M. 66-70, North Texas 71, Wichita St. 72-78, Stephen F. Austin 79-88	534
46. Bill C. Foster, Shorter 1963-67, Charlotte 71-75, Clemson 76-84, Miami (Fla.) 86-90, Virginia Tech 92-97	532
47. Tom Penders, Tufts 1972-74, Columbia 75-78, Fordham 79-86, Rhode Island 87-88, Texas 89-98, George Washington 99-2001, Houston* 527	527
48. Dave Bliss, Oklahoma 1976-80, Southern Methodist 81-88, New Mexico 89-99, Baylor 2000-03	526
49. Lou Carnesecca	526
50. Pete Carril	525
51. Ben Jobe, Talladega 1965-67, Alabama St. 68, South Carolina St. 69-73, Denver 79-80, Alabama A&M 83-86, Southern U. 87-96, Tuskegee 97-2000, Southern U. 02-03	524
52. Gene Keady, Western Ky. 1979-80, Purdue 81-2004*	524
53. Tom Young, Catholic 1959-67, American 70-73, Rutgers 74-85, Old Dominion 86-91	524
54. Fred Enke, Louisville 1924-25, Arizona 26-61	523
55. Homer Drew, Bethel (Ind.) 1977-87, Ind.-South Bend 88, Valparaiso 89-2002, 04*	523
56. Gary Williams, American 1979-82, Boston College 83-86, Ohio St. 87-89, Maryland 90-2004*	522
57. Rollie Massimino, Stony Brook 1970-71, Villanova 74-92, UNLV 93-94, Cleveland St. 97-2003	515
58. Don DeVoe, Virginia Tech 1972-76, Wyoming 77-78, Tennessee 79-89, Florida 90, Navy 93-2004	512
59. C.M. Newton, Transylvania 1956-64, 66-68, Alabama 69-80, Vanderbilt 82-89	509
60. Larry Hunter	509
61. Nolan Richardson	509
62. Hec Edmundson	508
63. Harold Anderson	504
64. Cal Luther, DePauw 1955-58, Murray St. 59-74, Longwood 82-90, Tenn.-Martin 91-99, Bethel (Tenn.) 2000	500
65. Bill Reinhart, Oregon 1924-35, George Washington 36-42, 50-66	498
66. Everett Shelton, Phillips (Okla.) 1924-26, Wyoming 40-43, 45-59, Sacramento St. 60-68	495
67. Jack Friel, Washington St. 1929-58	495
68. Ned Wulk, Xavier 1952-57, Arizona St. 58-82	495
69. Ben Braun, Siena Heights 1978-85, Eastern Mich. 86-96, California 97-2004*	490
70. Jack Gardner	486
71. Bob Hallberg, St. Xavier 1972-77, Chicago St. 78-87, Ill.-Chicago 88-96	484
72. Butch van Breda Kolf, Princeton 1963-67, New Orleans 78-79, Lafayette 52-55, 85-88, Hofstra 56-62, 89-94	482
73. Jim Harrick	470
74. Bill E. Foster, Bloomsburg 1961-63, Rutgers 64-71, Utah 72-74, Duke 75-80, South Carolina 81-86, Northwestern 87-93	467
75. Dick Bennett, Wis.-Stevens Point 1977-85, Wis.-Green Bay 86-95, Wisconsin 96-2001, Washington St. 04*	467
76. Johnny Orr, Massachusetts 1964-66, Michigan 69-80, Iowa St. 81-94	466
77. Taps Gallagher, Niagara 1932-43, 47-65	465
78. George Blaney, Stonehill 1968-69, Dartmouth 70-72, Holy Cross 73-94, Seton Hall 95-97	459
79. Bobby Cremins, Appalachian St. 1976-81, Georgia Tech 82-00	454
80. Tex Winter, Marquette 1952-53, Kansas St. 54-68, Washington 69-71, Northwestern 74-78, Long Beach St. 79-83	453
81. Branch McCracken	450

Coach	Wins
82. Nibs Price, California 1925-54	449
83. Dale Brown, LSU 1973-97	448
84. Rick Majerus	446
85. Peck Hickman	443
86. Shelby Metcalf, Texas A&M 1964-90	443
87. Don Donoher, Dayton 1965-89	437
88. Jack Hartman	437
89. Roy Williams*	437
90. Eddie S. Hickey	433
91. Howard Hobson, Southern Ore. 1933-35, Oregon 36-47, Yale 48-56	431
92. Neil McCarthy	431
93. Nat Holman	423
94. Ozzie Cowles	421
95. Murray Arnold, Birmingham-So. 1971-78, Chattanooga 80-85, Western Ky. 87-90, Stetson 98-2001	420
96. Digger Phelps	419
97. Jud Heathcote, Montana 1972-76, Michigan St. 77-95	418
98. Sam Barry, Knox 1919-22, Iowa 23-29, Southern California 30-50	418
99. Terry Holland	418
100. Pat Kennedy, Iona 1981-86, Florida St. 87-97, DePaul 98-2002, Montana 03-04, Towson*	416
101. Rick Pitino*	416
102. George Keogan	414
103. Alex Severence	413
104. Don Corbett	413
105. Clair Bee	412
106. Kelvin Sampson, Montana Tech 1982-85, Washington St. 88-94, Oklahoma 95-2004*	411
107. Howard Cann, New York U. 1924-58	409
108. Al McGuire	405
109. John Beilein, Nazareth 1983, Le Moyne 84-92, Canisius 93-97, Richmond 98-2002, West Virginia 03-04*	403
110. Frank Keaney	401
111. Gene Iba, Houston Baptist 1978-85, Baylor 86-92, Pittsburg St. 96-2004* ...400	400

Division I Active Coaches Listed by School

Coach	School	Yr	W	L	Pct.
Chris Mooney	Air Force	2	24	27	.471
Keith Dambrot	Akron	6	111	70	.613
Mark Gottfried	Alabama	9	187	99	.654
L. Vann Pettaway	Alabama A&M	18	366	167	.687
Rob Spivery	Alabama St.	18	288	266	.520
Will Brown	Albany (N.Y.)	3	19	57	.250
Samuel West	Alcorn St.	1	11	18	.379
Jeff Jones	American	12	205	163	.557
Houston Fancher	Appalachian St.	4	49	69	.415
Lute Olson	Arizona	31	710	249	.740
Rob Evans	Arizona St.	12	176	170	.509
Steve Shields	Ark.-Little Rock	1	17	12	.586
Van Holt	Ark.-Pine Bluff	2	5	50	.091
Stan Heath	Arkansas	3	51	41	.554
Dickey Nutt	Arkansas St.	9	134	124	.519
Jim Crews	Army	19	305	252	.548
Jeff Lebo	Auburn	6	115	63	.646
Dave Loos	Austin Peay	18	302	244	.553
Tim Buckley	Ball St.	8	117	109	.518
Scott Drew	Baylor	2	28	32	.467
Rick Byrd	Belmont	23	459	257	.641
Clifford Reed	Bethune-Cookman	3	22	47	.319
Al Walker	Binghamton	16	193	233	.453
Duane Reboul	Birmingham-So.	15	367	101	.784
Greg Graham	Boise St.	3	54	31	.635
Al Skinner	Boston College	16	260	221	.541
Dennis Wolff	Boston U.	12	202	142	.587
Dan Dakich	Bowling Green	7	116	90	.563
Jim Les	Bradley	2	27	34	.443
Steve Cleveland	Brigham Young	7	129	87	.597
Glen Miller	Brown	11	166	124	.572
Pat Flannery	Bucknell	15	243	179	.576
Reggie Witherspoon	Buffalo	5	41	97	.297
Todd Lickliter	Butler	3	69	26	.726
Kevin Bromley	Cal Poly	4	46	54	.460
Bob Burton	Cal St. Fullerton	1	11	17	.393
Bobby Braswell	Cal St. Northridge	8	125	110	.532
Ben Braun	California	27	490	337	.593
Robbie Laing	Campbell	1	3	24	.111
Mike MacDonald	Canisius	7	88	115	.433
Kevin Johnson	Centenary (La.)	5	62	76	.449
Howie Dickenman	Central Conn. St.	8	126	106	.543
Jay Smith	Central Mich.	8	104	124	.456

Coach	School	Yr	W	L	Pct.	Coach	School	Yr	W	L	Pct.
Jim Platt	Charleston So.	8	97	132	.424	Bill Self	Kansas	11	231	114	.670
Bobby Lutz	Charlotte	15	294	164	.642	Jim Woodriddle	Kansas St.	17	279	213	.567
John Shulman	Chattanooga	0	0	0	.000	Jim Christian	Kent St.	2	43	19	.694
Kevin Jones	Chicago St.	1	12	20	.375	Tubby Smith	Kentucky	13	315	114	.734
Bob Huggins	Cincinnati	23	542	191	.739	John Giannini	La Salle	15	293	149	.663
Pat Dennis	Citadel	12	135	196	.408	Robert Lee	La-Lafayette	0	0	0	.000
Oliver Purnell	Clemson	16	266	209	.560	Mike Vining	La-Monroe	23	393	284	.581
Mike Garland	Cleveland St.	1	4	25	.138	Fran O'Hanlon	Lafayette	9	141	117	.547
Pete Strickland	Coastal Caro.	6	60	108	.357	Billy Tubbs	Lamar	29	606	315	.658
Tom Herrion	Col. of Charleston	2	45	17	.726	Billy Taylor	Lehigh	2	36	23	.610
Emmett Davis	Colgate	6	86	84	.506	Randy Dunton	Liberty	3	43	47	.478
Ricardo Patton	Colorado	9	143	114	.556	Scott Sanderson	Lipscomb	4	42	69	.378
Dale Layer	Colorado St.	13	227	149	.604	Larry Reynolds	Long Beach St.	7	121	78	.608
Joe Jones	Columbia	1	10	17	.370	Jim Ferry	Long Island	6	121	57	.680
Jim Calhoun	Connecticut	32	680	302	.692	Keith Richard	Louisiana Tech	6	106	69	.606
Ron Fang Mitchell	Coppin St.	18	304	228	.571	Rick Pitino	Louisville	18	416	154	.730
Steve Donahue	Cornell	4	32	76	.296	Jim Whitesell	Loyola (Ill.)	17	278	194	.589
Dana Altman	Creighton	15	278	176	.612	Jimmy Patsos	Loyola (Md.)	0	0	0	.000
Terry Dunn	Dartmouth	0	0	0	.000	Steve Aggers	Loyola Marymount	20	283	295	.490
Bob McKillop	Davidson	15	239	193	.553	John Brady	LSU	13	209	169	.553
Brian Gregory	Dayton	1	24	9	.727	Ted Woodward	Maine	0	0	0	.000
David Henderson	Delaware	4	65	52	.556	Bobby Gonzalez	Manhattan	5	94	52	.644
Greg Jackson	Delaware St.	13	212	137	.607	Matt Brady	Marist	0	0	0	.000
Terry Carroll	Denver	3	39	48	.448	Tom Crean	Marquette	5	102	53	.658
Dave Leitao	DePaul	4	60	58	.508	Ron Jirska	Marshall	3	47	47	.500
Perry Watson	Detroit	11	213	124	.632	Gary Williams	Maryland	26	522	293	.640
Tom Davis	Drake	29	555	306	.645	Steve Lappas	Massachusetts	16	264	225	.540
Bruiser Flint	Drexel	8	137	109	.557	Tic Price	McNeese St.	8	140	93	.601
Mike Krzyzewski	Duke	29	694	240	.743	Lawrence Lesett Jr.	Md.-East. Shore	0	0	0	.000
Danny Nee	Duquesne	24	398	336	.542	John Calipari	Memphis	12	282	109	.721
Bill Herrion	East Caro.	13	228	150	.603	Mark Slonaker	Mercer	8	80	146	.354
Murry Bartow	East Tenn. St.	7	130	89	.594	Frank Haith	Miami (Fla.)	0	0	0	.000
Rick Samuels	Eastern Ill.	25	351	350	.501	Charlie Coles	Miami (Ohio)	14	230	188	.550
Travis Ford	Eastern Ky.	7	97	111	.466	Tommy Amaker	Michigan	7	119	97	.551
Jim Boone	Eastern Mich.	18	308	215	.589	Tom Izzo	Michigan St.	9	207	90	.697
Mike Burns	Eastern Wash.	0	0	0	.000	Kermit Jr. Davis	Middle Tenn.	6	104	76	.578
Ernie Nestor	Elon	6	80	99	.447	Dan Monson	Minnesota	7	131	92	.587
Steve Merfeld	Evansville	7	109	95	.534	Rod Barnes	Mississippi	6	113	76	.598
Tim O'Toole	Fairfield	6	88	86	.506	Rick Stansbury	Mississippi St.	6	126	64	.663
Tom Green	Fairleigh Dickinson	21	338	267	.559	Lafayette Stribling	Mississippi Val.	21	292	303	.491
Sidney Green	Fla. Atlantic	9	93	164	.362	Quin Snyder	Missouri	5	100	63	.613
Billy Donovan	Florida	10	203	105	.659	Dave Calloway	Monmouth	6	92	84	.523
Mike Gillespie	Florida A&M	5	67	76	.469	Larry Krystkowiak	Montana	0	0	0	.000
Sergio Rouco	Florida Int'l	0	0	0	.000	Mick Durham	Montana St.	14	217	184	.541
Leonard Hamilton	Florida St.	16	233	239	.494	Kyle Macy	Morehead St.	7	91	105	.464
Dereck Whittenburg	Fordham	5	73	72	.503	Butch Beard	Morgan St.	7	66	132	.333
Ray Lopes	Fresno St.	2	34	23	.596	Milan Brown	Mt. St. Mary's	1	10	19	.345
Larry Davis	Furman	7	93	113	.451	Mick Cronin	Murray St.	1	28	6	.824
Jeff Price	Ga. Southern	11	218	104	.677	Jerry Eaves	N.C. A&T	1	3	25	.107
Rick Scruggs	Gardner-Webb	18	318	232	.578	Billy Lange	Navy	2	39	19	.672
Jim Larranaga	George Mason	20	320	254	.557	Barry Collier	Nebraska	15	252	195	.564
Karl Hobbs	George Washington	3	42	45	.483	Mark Fox	Nevada	0	0	0	.000
John Thompson III	Georgetown	6	116	68	.630	Phil Rowe	New Hampshire	18	208	263	.442
Michael Perry	Georgia St.	2	30	18	.625	Ritchie McKay	New Mexico	8	107	121	.469
Paul Hewitt	Georgia Tech	7	142	81	.637	Lou Henson	New Mexico St.	40	775	400	.660
Mark Few	Gonzaga	5	133	32	.806	Monte Towe	New Orleans	3	47	42	.528
Larry Wright	Grambling	5	41	103	.285	Joe Mihalic	Niagara	6	106	73	.592
Bobby Collins	Hampton	2	32	28	.533	Ricky Blanton	Nicholls St.	2	9	46	.164
Larry Harrison	Hartford	4	46	72	.390	Dwight Freeman	Norfolk St.	6	72	97	.426
Frank Sullivan	Harvard	20	255	286	.471	Roy Williams	North Carolina	16	437	112	.796
Riley Wallace	Hawaii	19	298	255	.539	Herb Sendek	North Carolina St.	11	211	134	.612
Bart Lundy	High Point	6	134	51	.724	Johnny Jones	North Texas	4	50	66	.431
Tom Pecora	Hofstra	3	34	56	.378	Ron Everhart	Northeastern	10	134	151	.470
Ralph Willard	Holy Cross	14	233	185	.557	Mike Adras	Northern Ariz.	5	79	66	.545
Tom Penders	Houston	30	527	361	.593	Rob Judson	Northern Ill.	3	39	50	.438
Frankie Allen	Howard	17	218	271	.446	Greg McDermott	Northern Iowa	10	177	106	.625
Leonard Perry	Idaho	3	36	50	.419	Bill Carmody	Northwestern	8	145	89	.620
Doug Oliver	Idaho St.	6	66	102	.393	Mike McConathy	Northwestern St.	5	66	82	.446
Jimmy Collins	Ill.-Chicago	8	131	109	.546	Mike Brey	Notre Dame	9	184	96	.657
Bruce Weber	Illinois	6	129	61	.679	Greg Kampe	Oakland	20	334	239	.583
Porter Moser	Illinois St.	4	64	53	.547	Tim O'Shea	Ohio	3	41	47	.466
Mike Davis	Indiana	4	81	53	.604	Thad Matta	Ohio St.	4	102	31	.767
Royce Waltman	Indiana St.	17	285	197	.591	Kelvin Sampson	Oklahoma	21	411	239	.632
Jeff Ruland	Iona	6	99	83	.544	Eddie Sutton	Oklahoma St.	34	755	292	.721
Steve Alford	Iowa	13	245	148	.623	Blaine Taylor	Old Dominion	10	183	109	.627
Wayne Morgan	Iowa St.	7	111	97	.534	Scott Sutton	Oral Roberts	5	75	71	.514
Doug Noll	IPFW	12	169	213	.442	Ernie Kent	Oregon	13	225	161	.583
Ron Hunter	IUPUI	10	156	135	.536	Jay John	Oregon St.	2	25	31	.446
Tevester Anderson	Jackson St.	6	115	69	.625	Bob Thomason	Pacific	19	312	235	.570
Hugh Durham	Jacksonville	36	617	416	.597	Ed DeChellis	Penn St.	8	114	112	.504
Mike LaPlante	Jacksonville St.	4	56	59	.487	Fran Dunphy	Pennsylvania	15	270	145	.651
Dean Keener	James Madison	0	0	0	.000	Paul Westphal	Pepperdine	5	115	56	.673
						Jamie Dixon	Pittsburgh	1	31	5	.861

COACHING RECORDS

Coach	School	Yr	W	L	Pct.
Michael Holton	Portland	3	28	58	.326
Heath Schroyer	Portland St.	2	16	38	.296
Jerry Francis	Prairie View	2	24	32	.429
Joe Scott	Princeton	4	51	63	.447
Tim Welsh	Providence	9	171	104	.622
Gene Keady	Purdue	26	524	285	.648
Joe DeSantis	Quinnipiac	8	82	140	.369
Byron Samuels	Radford	4	39	72	.351
Jim Baron	Rhode Island	17	253	248	.505
Willis Wilson	Rice	12	168	176	.488
Jerry Wainwright	Richmond	10	171	130	.568
Don Harnum	Rider	7	108	93	.537
Mark Schmidt	Robert Morris	3	36	50	.419
Gary Waters	Rutgers	8	142	102	.582
Jerome Jenkins	Sacramento St.	4	39	73	.348
Dave Bike	Sacred Heart	26	412	347	.543
Bob Marlin	Sam Houston St.	6	98	72	.576
Jimmy Tillette	Samford	7	114	89	.562
Brad Holland	San Diego	12	171	168	.504
Steve Fisher	San Diego St.	14	174	159	.523
Jessie Evans	San Francisco	7	132	81	.620
Phil Johnson	San Jose St.	3	25	60	.294
Dick Davey	Santa Clara	12	202	148	.577
Ed Daniels Jr.	Savannah St.	2	7	48	.127
Louis Orr	Seton Hall	4	70	52	.574
Rob Lanier	Siena	3	52	46	.531
John Pelphrey	South Ala.	2	26	30	.464
Dave Odom	South Carolina	18	334	217	.606
Ben Betts Jr.	South Carolina St.	1	18	11	.621
Robert McCullum	South Fla.	4	51	65	.440
Gary Garner	Southeast Mo. St.	21	351	262	.573
Billy Kennedy	Southeastern La.	7	80	117	.406
Henry Bibby	Southern California	9	130	117	.526
Chris Lowery	Southern Ill.	0	0	0	.000
Jimmy Tubbs	Southern Methodist	0	0	0	.000
Larry Eustachy	Southern Miss.	13	260	145	.642
Michael Grant	Southern U.	8	138	110	.556
Bill Evans	Southern Utah	13	170	174	.494
Barry Hinson	Southwest Mo. St.	7	125	91	.579
Anthony Solomon	St. Bonaventure	1	7	21	.250
Ron Ganulin	St. Francis (N.Y.)	15	201	215	.483
Bobby Jones	St. Francis (Pa.)	5	52	86	.377
Norman Roberts	St. John's (N.Y.)	4	24	84	.222
Phil Martelli	St. Joseph's	9	179	99	.644
Brad Soderberg	St. Louis	10	166	100	.624
Randy Bennett	St. Mary's (Cal.)	3	43	47	.478
Bob Leckie	St. Peter's	4	35	79	.307
Trent Johnson	Stanford	5	79	74	.516
Danny Kaspar	Stephen F. Austin	13	283	101	.737
Derek Waugh	Stetson	4	42	59	.416
Nick Macarchuk	Stony Brook	27	362	411	.468
Jim Boeheim	Syracuse	28	676	234	.743
Neil Dougherty	TCU	2	21	36	.368
John Chaney	Temple	32	708	283	.714
Bret Campbell	Tenn.-Martin	5	59	83	.415
Buzz Peterson	Tennessee	8	152	92	.623
Cy Alexander	Tennessee St.	17	283	221	.562
Mike Sutton	Tennessee Tech	2	33	27	.550
Ronnie Arrow	Tex. A&M-Corp. Chris.	13	182	161	.531
Robert Davenport	Tex.-Pan American	2	24	38	.387
Rick Barnes	Texas	17	343	192	.641
Billy Gillispie	Texas A&M	2	30	32	.484
Ronnie Courtney	Texas Southern	3	43	45	.489
Dennis Nutt	Texas St.	4	55	58	.487
Bob Knight	Texas Tech	38	832	322	.721
Eddie McCarter	Texas-Arlington	12	152	180	.458
Tim Carter	Texas-San Antonio	10	145	138	.512
Stan Joplin	Toledo	8	136	100	.576
Pat Kennedy	Towson	24	416	311	.572
Don Maestri	Troy St.	22	382	247	.607
Shawn Finney	Tulane	4	50	68	.424
John Phillips	Tulsa	3	59	37	.615
Mike Anderson	UAB	2	43	23	.652
Pat Douglass	UC Irvine	23	482	213	.694
John Masi	UC Riverside	25	453	250	.644
Bob Williams	UC Santa Barb.	16	281	180	.610
Kirk Speraw	UCF	11	171	154	.526
Ben Howland	UCLA	10	179	116	.607
Randy Monroe	UMBC	0	0	0	.000
Rich Zvosec	UMKC	12	145	193	.429
Eddie Biedenbach	UNC Asheville	11	140	172	.449
Fran McCaffery	UNC Greensboro	8	121	114	.515

Coach	School	Yr	W	L	Pct.
Brad Brownell	UNC Wilmington	2	39	22	.639
Lon Kruger	UNLV	17	302	221	.577
Ray Giacoletti	Utah	7	117	83	.585
Stew Morrill	Utah St.	18	361	184	.662
Doc Sadler	UTEP	0	0	0	.000
Jeff Capel III	Va. Commonwealth	2	41	18	.695
Homer Drew	Valparaiso	27	523	319	.621
Kevin Stallings	Vanderbilt	11	208	132	.612
Tom Brennan	Vermont	23	291	345	.458
Jay Wright	Villanova	10	174	131	.570
Pete Gillen	Virginia	19	378	206	.647
Seth Greenberg	Virginia Tech	14	228	184	.553
Bar Bellairs	VMI	12	128	200	.390
Mike Deane	Wagner	20	355	236	.601
Skip Prosser	Wake Forest	11	232	107	.684
Lorenzo Romar	Washington	8	122	117	.510
Dick Bennett	Washington St.	26	467	273	.631
Joe Cravens	Weber St.	9	146	108	.575
John Beilein	West Virginia	22	403	244	.623
Steve Shurina	Western Caro.	4	40	75	.348
Derek Thomas	Western Ill.	1	3	25	.107
Darrin Horn	Western Ky.	1	15	13	.536
Steve Hawkins	Western Mich.	10	163	116	.584
Mark Turgeon	Wichita St.	6	88	86	.506
Tony Shaver	William & Mary	18	365	142	.720
Gregg Marshall	Winthrop	6	115	64	.642
Tod Kowalczyk	Wis.-Green Bay	2	27	31	.466
Bruce Pearl	Wis.-Milwaukee	12	291	78	.789
Bo Ryan	Wisconsin	20	451	131	.775
Mike Young	Wofford	2	23	35	.397
Paul Biancardi	Wright St.	1	14	14	.500
Steve McClain	Wyoming	6	111	69	.617
Sean Miller	Xavier	0	0	0	.000
James Jones	Yale	5	64	76	.457
John Robic	Youngstown St.	5	53	90	.371

Fastest To Milestone Wins

(Head coaches with at least half their seasons at Division I.)

FASTEST TO 100 WINS

Rk.	Name, School	Games	Won	Lost	Pct.	Season	Year
1.	Doc Meanwell, Wisconsin & Missouri	109	100	9	.917	7th	1918
2.	Buck Freeman, St. John's (N.Y.)	110	100	10	.909	5th	1932
3.	Adolph Rupp, Kentucky	116	100	16	.862	6th	1936
4.	Jim Boeheim, Syracuse	117	100	17	.855	4th	1980
4.	Jerry Tarkanian, Long Beach St.	117	100	17	.855	5th	1973
6.	Everett Case, North Carolina St.	120	100	20	.833	4th	1950
6.	Fred Taylor, Ohio St.	120	100	20	.833	5th	1963
7.	Lew Andreas, Syracuse	122	100	22	.820	7th	1931
7.	Denny Crum, Louisville	122	100	22	.820	5th	1976
7.	Everett Dean, Carleton & Indiana	122	100	22	.820	7th	1929
11.	Clair Bee, Rider & Long Island	123	100	23	.813	5th	1934
12.	Don Haskins, UTEP	125	100	25	.800	5th	1966
12.	Nat Holman, CCONY	125	100	25	.800	10th	1929
12.	Buster Sheary, Holy Cross	125	100	25	.800	5th	1953
15.	Mark Few, Gonzaga	126	100	26	.794	4th	2003
15.	Tony Hinkle, Butler	126	100	26	.794	7th	1933
15.	Ray Meyer, DePaul	126	100	26	.794	6th	1948
18.	Harry Combes, Illinois	127	100	27	.787	6th	1953
18.	Peck Hickman, Louisville	127	100	27	.787	5th	1949
20.	Vic Bubas, Duke	128	100	28	.781	5th	1964
21.	Hugh Greer, Connecticut	129	100	29	.775	6th	1952
21.	Roy Williams, Kansas	129	100	29	.775	4th	1992
23.	Speedy Morris, La Salle	130	100	30	.769	4th	1990
23.	Fred Schaus, West Virginia	130	100	30	.769	5th	1959
23.	Clifford Wells, Tulane	130	100	30	.769	6th	1951
23.	Thad Matta, Butler & Xavier	130	100	30	.769	4th	2004
27.	Harry Fisher, Columbia	131	100	31	.763	10th	1916
27.	Joseph Lapchick, St. John's (N.Y.)	131	100	31	.763	7th	1943
27.	Nolan Richardson, Tulsa	131	100	31	.763	5th	1985
30.	Gale Catlett, Cincinnati	132	100	32	.758	5th	1977
30.	Jack Ramsay, St. Joseph's	132	100	32	.758	5th	1960
30.	Bruce Stewart, West Virginia Wesleyan & Middle Tenn.	132	100	32	.758	4th	1986
33.	Lou Carnesecca, St. John's (N.Y.)	134	100	34	.746	5th	1970
33.	Frank McGuire, St. John's (N.Y.)	134	100	34	.746	5th	1952
33.	Dudley Moore, Duquesne	134	100	34	.746	5th	1953

FASTEST TO 200 WINS

Rk.	Name, School	Games	Won	Lost	Pct.	Season	Year
1.	Clair Bee, Rider & Long Island ..	231	200	31	.866	12th	1938
2.	Jerry Tarkanian, Long Beach St. & UNLV	234	200	34	.855	9th	1977
3.	Everett Case, North Carolina St.	250	200	50	.800	9th	1954
4.	Harold Anderson, Toledo & Bowling Green	251	200	51	.797	10th	1945
4.	Lew Andreas, Syracuse	251	200	51	.797	14th	1939
4.	Nat Holman, CCNY	251	200	51	.797	18th	1937
4.	Adolph Rupp, Kentucky	251	200	51	.797	13th	1943
8.	Hank Iba, Northwest Mo. St., Colorado & Oklahoma St.	252	200	52	.794	10th	1939
8.	Roy Williams, Kansas	252	200	52	.794	8th	1996
10.	Vic Bubas, Duke	254	200	54	.787	10th	1969
10.	Denny Crum, Louisville.....	254	200	54	.787	9th	1980
10.	Doc Meanwell, Missouri & Wisconsin	254	200	54	.787	15th	1927
13.	Hec Edmundson, Washington ..	261	200	61	.766	13th	1931
13.	Hugh Greer, Connecticut	261	200	61	.766	11th	1957
15.	George Keogan, Wis.-Superior, St. Louis, St. Thomas (Minn.), Allegheny, Valparaiso & Notre Dame	263	200	63	.760	14th	1930
15.	Joseph Lapchick, St. John's (N.Y.)	263	200	63	.760	13th	1958
17.	Jack Ramsay, St. Joseph's	264	200	64	.758	10th	1965
18.	Peck Hickman, Louisville	265	200	65	.755	10th	1954
19.	Jim Boeheim, Syracuse	266	200	66	.752	9th	1985
19.	Fred Schaus, West Virginia & Purdue	266	200	66	.752	10th	1976
21.	Don Haskins, UTEP	269	200	69	.743	11th	1972
22.	Bob Knight, Army & Indiana	270	200	70	.741	11th	1976
23.	Lou Carnesecca, St. John's (N.Y.)	271	200	71	.738	10th	1978
23.	Harry Combes, Illinois	271	200	71	.738	12th	1959
23.	Arthur Schabinger, Ottawa, Emporia St. & Creighton	271	200	71	.738	16th	1932
26.	Dudley Moore, Duquesne	272	200	72	.735	11th	1959
27.	Pete Gillen, Xavier	273	200	73	.733	9th	1994
28.	Tom Blackburn, Dayton	274	200	74	.730	10th	1957
29.	Chick Davies, Duquesne	275	200	75	.727	15th	1939
29.	Boyd Grant, Fresno St. & Colorado St.	275	200	75	.727	10th	1988

FASTEST TO 300 WINS

Rk.	Name, School	Games	Won	Lost	Pct.	Season	Year
1.	Clair Bee, Rider & Long Island	344	300	44	.872	15th	1943
2.	Adolph Rupp, Kentucky	366	300	66	.820	17th	1947
3.	Jerry Tarkanian, Long Beach St. & UNLV	370	300	70	.811	13th	1982
3.	Roy Williams, Kansas	370	300	70	.811	11th	1999
5.	Everett Case, North Carolina St.	377	300	77	.796	13th	1959
6.	Harold Anderson, Toledo & Bowling Green	378	300	78	.794	14th	1949
7.	Denny Crum, Louisville.....	382	300	82	.785	13th	1984
7.	Hank Iba, Northwest Mo. St., Colorado & Oklahoma St.	382	300	82	.785	15th	1944
9.	Hec Edmundson, Washington	392	300	92	.765	18th	1936
10.	Jim Boeheim, Syracuse.....	393	300	93	.763	13th	1989
10.	Frank Keaney, Rhode Island.....	393	300	93	.763	24th	1944
12.	George Keogan, Wis.-Superior, St. Louis, St. Thomas (Minn.), Allegheny, Valparaiso & Notre Dame	394	300	94	.761	20th	1936
13.	Ray Mears, Wittenberg & Tennessee.....	395	300	95	.759	16th	1972
14.	Piggy Lambert, Purdue	397	300	97	.756	23rd	1940
15.	Lew Andreas, Syracuse	400	300	100	.750	23rd	1947
15.	Chick Davies, Duquesne	400	300	100	.750	21st	1948
17.	John Lawther, Westminster (Pa.) & Penn St.	402	300	102	.746	21st	1947
18.	Nolan Richardson, Tulsa & Arkansas	404	300	104	.743	13th	1993
19.	Peck Hickman, Louisville.....	405	300	105	.741	15th	1959
20.	Dean Smith, North Carolina.....	406	300	106	.739	15th	1976
20.	Eddie Sutton, Creighton & Arkansas	406	300	106	.739	15th	1984
22.	Bob Knight, Army & Indiana	407	300	107	.737	15th	1980
22.	John Thompson, Georgetown	407	300	107	.737	14th	1986
24.	Nat Holman, CCNY	408	300	108	.735	27th	1946
25.	Rick Majerus, Marquette, Ball St. & Utah	409	300	109	.733	14th	1998

FASTEST TO 400 WINS

Rk.	Name, School	Games	Won	Lost	Pct.	Season	Year
1.	Adolph Rupp, Kentucky	477	400	77	.839	20th	1950
2.	Clair Bee, Rider & Long Island	483	400	83	.828	21st	1951
3.	Jerry Tarkanian, Long Beach St. & UNLV	492	400	92	.813	17th	1985
4.	Roy Williams, Kansas	496	400	96	.806	15th	2003
5.	Hank Iba, Northwest Mo. St., Colorado & Oklahoma St.	500	400	100	.800	19th	1948
6.	Frank Keaney, Rhode Island.....	521	400	121	.768	28th	1948
7.	Phog Allen, Baker, Haskell, Central Mo. St. & Kansas	522	400	122	.766	29th	1935
7.	George Keogan, Wis.-Superior, St. Louis, St. Thomas (Minn.), Allegheny, Valparaiso & Notre Dame	522	400	122	.766	26th	1942
9.	Jim Boeheim, Syracuse.....	527	400	127	.759	17th	1993
10.	Dean Smith, North Carolina.....	531	400	131	.753	19th	1980
11.	Lou Carnesecca, St. John's (N.Y.)	535	400	135	.748	18th	1986
11.	John Thompson, Georgetown	535	400	135	.748	18th	1990
13.	Denny Crum, Louisville.....	536	400	136	.746	17th	1988
13.	Ed Diddle, Western Ky.	536	400	136	.746	24th	1946
13.	Nolan Richardson, Tulsa & Arkansas	536	400	136	.746	17th	1997
16.	Rick Majerus, Marquette, Ball St. & Utah	538	400	138	.743	19th	2003
17.	Nat Holman, CCNY	539	400	139	.742	32nd	1952
18.	Eddie Sutton, Creighton, Arkansas & Kentucky	541	400	141	.739	19th	1988
19.	Al McGuire, Belmont Abbey & Marquette.....	542	400	142	.738	20th	1977
20.	Bob Knight, Army & Indiana	545	400	145	.734	20th	1985
20.	Rick Pitino, Boston U., Providence, Kentucky & Louisville	545	400	145	.734	18th	2004
22.	Bob Huggins, Walsh, Akron & Cincinnati	548	400	148	.730	19th	1999
22.	John Wooden, Indiana St. & UCLA	548	400	148	.730	20th	1966

FASTEST TO 500 WINS

Rk.	Name, School	Games	Won	Lost	Pct.	Season	Year
1.	Adolph Rupp, Kentucky	583	500	83	.858	23rd	1955
2.	Jerry Tarkanian, Long Beach St. & UNLV	604	500	104	.828	20th	1988
3.	Hank Iba, Northwest Mo. St., Colorado & Oklahoma St.	631	500	131	.792	23rd	1952
4.	Phog Allen, Baker, Haskell, Central Mo. St. & Kansas	646	500	146	.774	34th	1940
5.	John Wooden, Indiana St. & UCLA	652	500	152	.767	24th	1970
6.	Dean Smith, North Carolina.....	653	500	153	.766	23rd	1984
7.	John Chaney, Cheney & Temple	662	500	162	.755	22nd	1994
8.	Ed Diddle, Western Ky.	667	500	167	.750	28th	1950
9.	Jim Boeheim, Syracuse	669	500	169	.747	21st	1997
10.	Bob Huggins, Walsh, Akron & Cincinnati	671	500	171	.745	21st	2002
11.	Lou Carnesecca, St. John's (N.Y.)	683	500	183	.732	23rd	1991
11.	Bob Knight, Army & Indiana	683	500	183	.732	24th	1989
13.	Eddie Sutton, Creighton, Arkansas, Kentucky & Oklahoma St.	685	500	185	.730	23rd	1993
13.	John Thompson, Georgetown	685	500	185	.730	22nd	1994
15.	Denny Crum, Louisville.....	687	500	187	.728	22nd	1993
16.	Lute Olson, Long Beach St., Iowa & Arizona	690	500	190	.725	23rd	1996
17.	Nolan Richardson, Tulsa & Arkansas	695	500	195	.719	22nd	2002
18.	Frank McGuire, St. John's (N.Y.)	699	500	199	.715	27th	1977

FASTEST TO 600 WINS

Rk.	Name, School	Games	Won	Lost	Pct.	Season	Year
1.	Adolph Rupp, Kentucky	704	600	104	.852	27th	1959
2.	Jerry Tarkanian, Long Beach St. & UNLV	720	600	120	.833	24th	1992
3.	John Wooden, Indiana St. & UCLA	755	600	155	.795	27th	1973
4.	Dean Smith, North Carolina.....	773	600	173	.776	26th	1987
5.	Hank Iba, Northwest Mo. St., Colorado & Oklahoma St.	775	600	175	.774	29th	1958
6.	Phog Allen, Baker, Haskell, Central Mo. St. & Kansas	780	600	180	.769	41st	1947
7.	Ed Diddle, Western Ky.	790	600	190	.759	32nd	1954
8.	Jim Boeheim, Syracuse	807	600	207	.743	25th	2001
9.	Bob Knight, Army & Indiana	812	600	212	.739	27th	1993
10.	Lute Olson, Long Beach St., Iowa & Arizona	815	600	215	.736	27th	2000

COACHING RECORDS

Rk.	Name, School	Games	Won	Lost	Pct.	Season	Year
11.	John Chaney, Cheyney & Temple	816	600	216	.735	27th	1999
12.	Mike Krzyzewski, Army & Duke	823	600	223	.729	26th	2001
13.	Denny Crum, Louisville.....	825	600	225	.727	26th	1997
14.	Cam Henderson, Muskingum, Davis & Elkins, & Marshall.....	830	600	230	.723	34th	1953
15.	Eddie Sutton, Creighton, Arkansas, Kentucky & Oklahoma St.	837	600	237	.717	28th	1998

FASTEST TO 700 WINS

Rk.	Name, School	Games	Won	Lost	Pct.	Season	Year
1.	Adolph Rupp, Kentucky	836	700	136	.837	32nd	1964
2.	Jerry Tarkanian, Long Beach St., UNLV & Fresno St.	876	700	176	.799	29th	2000
3.	Dean Smith, North Carolina.....	904	700	204	.774	30th	1991
4.	Phog Allen, Baker, Haskell, Central Mo. St. & Kansas.....	938	700	238	.746	47th	1953
5.	Lute Olson, Long Beach St., Iowa & Arizona.....	940	700	240	.745	31st	2004
6.	Ed Diddle, Western Ky.	946	700	246	.740	28th	1960
7.	Hank Iba, Northwest Mo. St., Colorado & Oklahoma St.	951	700	251	.736	35th	1964
8.	Bob Knight, Army & Indiana	956	700	256	.732	32nd	1997
9.	Eddie Sutton, Creighton, Arkansas, Kentucky & Oklahoma St.	975	700	275	.718	32nd	2002
10.	John Chaney, Cheyney & Temple	978	700	278	.716	32nd	2004
11.	Don Haskins, UTEP	1,029	700	329	.680	37th	1998
12.	Lou Henson, Hardin-Simmons, Illinois & New Mexico St.	1,046	700	346	.669	36th	2000
13.	Lefty Driesell, Davidson, Maryland, James Madison & Georgia St.	1,048	700	348	.668	37th	1999
14.	Ray Meyer, DePaul	1,051	700	351	.666	52nd	1984
15.	Norm Stewart, Northern Iowa & Missouri	1,055	700	355	.664	36th	1998

FASTEST TO 800 WINS

Rk.	Name, School	Games	Won	Lost	Pct.	Season	Year
1.	Adolph Rupp, Kentucky	972	800	172	.823	37th	1969
2.	Dean Smith, North Carolina.....	1,029	800	229	.777	33rd	1994
3.	Bob Knight, Army, Indiana & Texas Tech	1,102	800	302	.726	37th	2003

Top 10 Best Career Starts By Percentage

(Head coaches with at least half of their seasons at Division I)

1 SEASON

Coach, Team	Season	W	L	Pct.
Norman Shepard, North Carolina	1924	23	0	1.000
Bill Hodges, Indiana St.	1979	33	1	.970
Tom Gola, La Salle.....	1969	23	1	.958
Lou Rossini, Columbia.....	1951	21	1	.955
Earl Brown, Dartmouth.....	1944	19	2	.905
Phil Johnson, Weber St.	1969	27	3	.900
Bill Guthridge, North Carolina	1998	34	4	.895
Gary Cunningham, UCLA	1978	25	3	.893
Bob Davies, Seton Hall	1947	24	3	.889
Jerry Tarkanian, Long Beach St.	1969	23	3	.885

2 SEASONS

Coach, Team	Seasons	W	L	Pct.
Lew Andreas, Syracuse.....	1925-26	33	3	.917
Bill Carmody, Princeton.....	1997-98	51	6	.895
Everett Case, North Carolina St.	1947-48	55	8	.873
Buck Freeman, St. John's (N.Y.).....	1928-29	41	6	.872
Gary Cunningham, UCLA	1978-79	50	8	.862
Nibs Price, California	1925-26	25	4	.862
Denny Crum, Louisville.....	1972-73	49	8	.860
Adolph Rupp, Kentucky.....	1931-32	30	5	.857
Jerry Tarkanian, Long Beach St.	1969-70	47	8	.855
John Castellani, Seattle	1957-58	45	9	.833

3 SEASONS

Coach, Team	Seasons	W	L	Pct.
Nibs Price, California	1925-27	38	4	.905
Buck Freeman, St. John's (N.Y.).....	1928-30	64	7	.901
Lew Andreas, Syracuse.....	1925-27	48	7	.873
Adolph Rupp, Kentucky.....	1931-33	51	8	.864
Jerry Tarkanian, Long Beach St.	1969-71	69	12	.852
Jim Boeheim, Syracuse.....	1977-79	74	14	.841
Bill Carmody, Princeton.....	1997-99	73	14	.841
Everett Case, North Carolina St.	1947-49	80	16	.833

Coach, Team	Seasons	W	L	Pct.
Ben Carnevale, North Carolina & Navy.....	1945-47	68	14	.829
Phil Johnson, Weber St.	1969-71	68	16	.810

4 SEASONS

Coach, Team	Seasons	W	L	Pct.
Buck Freeman, St. John's (N.Y.).....	1928-31	85	8	.914
Adolph Rupp, Kentucky.....	1931-34	67	9	.882
Jerry Tarkanian, Long Beach St.	1969-72	92	15	.860
Jim Boeheim, Syracuse.....	1977-80	100	18	.847
Fred Taylor, Ohio St.	1959-62	89	17	.840
Everett Case, North Carolina St.	1947-50	107	22	.829
Nibs Price, California	1925-28	47	10	.825
Nat Holman, CCNY	1920-23	46	10	.821
Denny Crum, Louisville.....	1972-75	98	22	.817
Lew Andreas, Syracuse.....	1925-28	58	13	.817

5 SEASONS

Coach, Team	Seasons	W	L	Pct.
Buck Freeman, St. John's (N.Y.).....	1928-32	107	12	.899
Adolph Rupp, Kentucky.....	1931-35	86	11	.887
Jerry Tarkanian, Long Beach St. & UNLV.....	1969-73	116	17	.872
Nat Holman, CCNY	1920-24	58	11	.841
Fred Taylor, Ohio St.	1959-63	109	21	.838
Nibs Price, California	1925-29	64	13	.831
Everett Case, North Carolina St.	1947-51	137	29	.825
Charles Orsborn, Bradley	1957-61	115	25	.821
Mark Few, Gonzaga.....	2000-04	133	32	.806
Buster Sheary, Holy Cross	1949-53	110	27	.803
Jim Boeheim, Syracuse.....	1977-81	122	30	.803

6 SEASONS

Coach, Team	Seasons	W	L	Pct.
Buck Freeman, St. John's (N.Y.).....	1928-33	130	16	.890
Adolph Rupp, Kentucky.....	1931-36	101	17	.856
Jerry Tarkanian, Long Beach St. & UNLV.....	1969-74	136	23	.855
Nat Holman, CCNY	1920-25	70	13	.843
Buster Sheary, Holy Cross	1949-54	136	29	.824
Lew Andreas, Syracuse.....	1925-30	87	19	.821
Everett Dean, Carleton & Indiana.....	1922-27	82	18	.820
Clair Bee, Rider & Long Island.....	1929-34	101	23	.815
Fred Taylor, Ohio St.	1959-64	125	29	.812
Everett Case, North Carolina St.	1947-52	161	39	.805

7 SEASONS

Coach, Team	Seasons	W	L	Pct.
Buck Freeman, St. John's (N.Y.).....	1928-34	146	19	.885
Jerry Tarkanian, Long Beach St. & UNLV.....	1969-75	160	28	.851
Adolph Rupp, Kentucky.....	1931-37	118	22	.843
Clair Bee, Rider & Long Island.....	1929-35	125	25	.833
Everett Dean, Carleton & Indiana.....	1922-28	97	20	.829
Lew Andreas, Syracuse.....	1925-31	103	23	.817
Nat Holman, CCNY	1920-26	79	18	.814
Buster Sheary, Holy Cross	1949-55	155	36	.812
Everett Case, North Carolina St.	1947-53	187	45	.806
Vic Bubas, Duke.....	1960-66	158	39	.802

8 SEASONS

Coach, Team	Seasons	W	L	Pct.
Jerry Tarkanian, Long Beach St. & UNLV.....	1969-76	189	30	.863
Clair Bee, Rider & Long Island.....	1929-36	150	25	.857
Buck Freeman, St. John's (N.Y.).....	1928-35	159	27	.855
Adolph Rupp, Kentucky.....	1931-38	131	27	.829
Nat Holman, CCNY	1920-27	88	21	.807
Everett Case, North Carolina St.	1947-54	213	52	.804
Hugh Greer, Connecticut	1947-54	151	38	.799
Lew Andreas, Syracuse.....	1925-32	116	30	.795
Roy Williams, Kansas.....	1989-96	213	56	.792
Hank Iba, Northwest Mo. St., Colorado & Oklahoma St.	1930-37	157	42	.789

9 SEASONS

Coach, Team	Seasons	W	L	Pct.
Jerry Tarkanian, Long Beach St. & UNLV.....	1969-77	218	33	.869
Clair Bee, Rider & Long Island.....	1929-37	177	28	.863
Buck Freeman, St. John's (N.Y.).....	1928-36	177	31	.851
Adolph Rupp, Kentucky.....	1931-39	147	31	.826
Everett Case, North Carolina St.	1947-55	241	56	.811
Roy Williams, Kansas.....	1989-97	247	58	.810
Lew Andreas, Syracuse.....	1925-33	130	32	.802
Hank Iba, Northwest Mo. St., Colorado & Oklahoma St.	1930-38	182	45	.802
Denny Crum, Louisville.....	1972-80	219	55	.799
Hugh Greer, Connecticut	1947-55	171	43	.799

10 SEASONS

Coach, Team	Seasons	W	L	Pct.
Clair Bee, Rider & Long Island.....	1929-38	200	32	.862
Jerry Tarkanian, Long Beach St. & UNLV.....	1969-78	238	41	.853
Roy Williams, Kansas.....	1989-98	282	62	.820
Everett Case, North Carolina St.	1947-56	265	60	.815
Adolph Rupp, Kentucky.....	1931-40	162	37	.814
Lew Andreas, Syracuse.....	1925-34	145	34	.810
Hank Iba, Northwest Mo. St., Colorado & Oklahoma St.	1930-39	201	53	.791
Denny Crum, Louisville.....	1972-81	240	64	.789
Harold Anderson, Toledo & Bowling Green.....	1935-44	182	50	.784
Nat Holman, CCNY.....	1920-29	108	30	.783

11 SEASONS

Coach, Team	Seasons	W	L	Pct.
Clair Bee, Rider & Long Island.....	1929-39	223	32	.875
Jerry Tarkanian, Long Beach St. & UNLV.....	1969-79	259	49	.841
Lew Andreas, Syracuse.....	1925-35	160	36	.816
Roy Williams, Kansas.....	1989-99	305	72	.809
Hank Iba, Northwest Mo. St., Colorado & Oklahoma St.	1930-40	227	56	.802
Adolph Rupp, Kentucky.....	1931-41	179	45	.799
Everett Case, North Carolina St.	1947-57	280	71	.798
Harold Anderson, Toledo & Bowling Green.....	1935-45	206	54	.792
Nat Holman, CCNY.....	1920-30	119	33	.783
Denny Crum, Louisville.....	1972-82	263	74	.780

12 SEASONS

Coach, Team	Seasons	W	L	Pct.
Clair Bee, Rider & Long Island.....	1929-40	242	36	.871
Jerry Tarkanian, Long Beach St. & UNLV.....	1969-80	282	58	.829
Lew Andreas, Syracuse.....	1925-36	172	41	.806
Roy Williams, Kansas.....	1989-2000	329	82	.800
Harold Anderson, Toledo & Bowling Green.....	1935-46	233	59	.798
Hank Iba, Northwest Mo. St., Colorado & Oklahoma St.	1930-41	245	63	.795
Adolph Rupp, Kentucky.....	1931-42	198	51	.795
Everett Case, North Carolina St.	1947-58	298	77	.795
Denny Crum, Louisville.....	1972-83	295	78	.791
Joe Mullaney, Norwich & Providence.....	1955-66	243	68	.781

13 SEASONS

Coach, Team	Seasons	W	L	Pct.
Clair Bee, Rider & Long Island.....	1929-41	267	38	.875
Jerry Tarkanian, Long Beach St. & UNLV.....	1969-81	298	70	.810
Lew Andreas, Syracuse.....	1925-37	185	45	.804
Roy Williams, Kansas.....	1989-2001	355	89	.800
Harold Anderson, Toledo & Bowling Green.....	1935-47	261	66	.798
Everett Case, North Carolina St.	1947-59	320	81	.798
Nat Holman, CCNY.....	1920-32	147	38	.795
Hank Iba, Northwest Mo. St., Colorado & Oklahoma St.	1930-42	265	69	.793
Adolph Rupp, Kentucky.....	1931-43	215	57	.790
Denny Crum, Louisville.....	1972-84	319	89	.782

14 SEASONS

Coach, Team	Seasons	W	L	Pct.
Clair Bee, Rider & Long Island.....	1929-42	291	41	.877
Roy Williams, Kansas.....	1989-2002	388	93	.807
Nat Holman, CCNY.....	1920-33	160	39	.804
Harold Anderson, Toledo & Bowling Green.....	1935-48	288	72	.800
Jerry Tarkanian, Long Beach St. & UNLV.....	1969-82	318	80	.799
Adolph Rupp, Kentucky.....	1931-44	234	59	.799
Lew Andreas, Syracuse.....	1925-38	198	50	.798
Hank Iba, Northwest Mo. St., Colorado & Oklahoma St.	1930-43	279	79	.779
Everett Case, North Carolina St.	1947-60	331	96	.775
Jim Boeheim, Syracuse.....	1977-90	343	108	.761

15 SEASONS

Coach, Team	Seasons	W	L	Pct.
Clair Bee, Rider & Long Island.....	1929-43	304	47	.866
Nat Holman, CCNY.....	1920-34	174	40	.813
Jerry Tarkanian, Long Beach St. & UNLV.....	1969-83	346	83	.807
Roy Williams, Kansas.....	1989-2003	418	101	.805
Adolph Rupp, Kentucky.....	1931-45	256	63	.803
Harold Anderson, Toledo & Bowling Green.....	1935-49	312	79	.798
Lew Andreas, Syracuse.....	1925-39	212	54	.797
Hank Iba, Northwest Mo. St., Colorado & Oklahoma St.	1930-44	306	85	.783
Everett Case, North Carolina St.	1947-61	347	105	.768
Denny Crum, Louisville.....	1972-86	370	114	.764
Jim Boeheim, Syracuse.....	1977-91	369	114	.764

16 SEASONS

Coach, Team	Seasons	W	L	Pct.
Clair Bee, Rider & Long Island.....	1929-43, 46	318	56	.850
Adolph Rupp, Kentucky.....	1931-46	284	65	.814
Jerry Tarkanian, Long Beach St. & UNLV.....	1969-84	375	89	.808
Nat Holman, CCNY.....	1920-35	184	46	.800
Roy Williams, Kansas & North Carolina.....	1989-2004	437	112	.796
Hank Iba, Northwest Mo. St., Colorado & Oklahoma St.	1930-45	333	89	.789
Harold Anderson, Toledo & Bowling Green.....	1935-50	331	90	.786
Lew Andreas, Syracuse.....	1925-40	222	62	.782
Everett Case, North Carolina St.	1947-62	358	111	.763
Ray Mears, Wittenberg & Tennessee.....	1957-72	306	97	.759
Jim Boeheim, Syracuse.....	1977-92	391	124	.759

17 SEASONS

Coach, Team	Seasons	W	L	Pct.
Clair Bee, Rider & Long Island.....	1929-43, 46-47	335	61	.850
Adolph Rupp, Kentucky.....	1931-47	318	68	.824
Jerry Tarkanian, Long Beach St. & UNLV.....	1969-85	403	93	.813
Hank Iba, Northwest Mo. St., Colorado & Oklahoma St.	1930-46	364	91	.800
Nat Holman, CCNY.....	1920-36	194	50	.795
Harold Anderson, Toledo & Bowling Green.....	1935-51	341	94	.784
Lew Andreas, Syracuse.....	1925-41	236	67	.779
Jim Boeheim, Syracuse.....	1977-93	411	133	.756
Joseph Lapchick, St. John's (N.Y.).....	1937-47, 57-62	291	95	.754
Ray Mears, Wittenberg & Tennessee.....	1957-73	321	106	.752

18 SEASONS

Coach, Team	Seasons	W	L	Pct.
Clair Bee, Rider & Long Island.....	1929-43, 46-48	352	65	.844
Adolph Rupp, Kentucky.....	1931-48	354	71	.833
Jerry Tarkanian, Long Beach St. & UNLV.....	1969-86	436	98	.816
Hank Iba, Northwest Mo. St., Colorado & Oklahoma St.	1930-47	388	99	.797
Nat Holman, CCNY.....	1920-37	204	56	.785
Harold Anderson, Toledo & Bowling Green.....	1935-52	358	104	.775
Lew Andreas, Syracuse.....	1925-42	251	73	.775
Jim Boeheim, Syracuse.....	1977-94	434	140	.756
Dean Smith, North Carolina.....	1962-79	386	127	.752
John Thompson, Georgetown.....	1973-90	423	142	.749

19 SEASONS

Coach, Team	Seasons	W	L	Pct.
Adolph Rupp, Kentucky.....	1931-49	386	73	.841
Clair Bee, Rider & Long Island.....	1929-43, 46-49	370	77	.828
Jerry Tarkanian, Long Beach St. & UNLV.....	1969-87	473	100	.825
Hank Iba, Northwest Mo. St., Colorado & Oklahoma St.	1930-48	415	103	.801
Nat Holman, CCNY.....	1920-38	217	59	.786
Lew Andreas, Syracuse.....	1925-43	259	83	.757
Harold Anderson, Toledo & Bowling Green.....	1935-53	370	119	.757
Jim Boeheim, Syracuse.....	1977-95	454	150	.752
Dean Smith, North Carolina.....	1962-80	407	135	.751
Frank Keaney, Rhode Island.....	1922-40	244	82	.748
Denny Crum, Louisville.....	1972-90	463	156	.748

20 SEASONS

Coach, Team	Seasons	W	L	Pct.
Adolph Rupp, Kentucky.....	1931-50	411	78	.840
Clair Bee, Rider & Long Island.....	1929-43, 46-50	390	82	.826
Jerry Tarkanian, Long Beach St. & UNLV.....	1969-88	501	106	.825
Hank Iba, Northwest Mo. St., Colorado & Oklahoma St.	1930-49	438	108	.802
Phog Allen, Baker, Kansas, Haskell, Central Mo. St. & Kansas.....	1906-09, 13-28	325	89	.785
Nat Holman, CCNY.....	1920-39	228	65	.778
John Chaney, Cheyney & Temple.....	1973-92	458	143	.762
Frank Keaney, Rhode Island.....	1922-41	265	86	.755
Harold Anderson, Toledo & Bowling Green.....	1935-54	387	126	.754
Dean Smith, North Carolina.....	1962-81	436	143	.753

21 SEASONS

Coach, Team	Seasons	W	L	Pct.
Adolph Rupp, Kentucky.....	1931-51	443	80	.847
Clair Bee, Rider & Long Island.....	1929-43, 46-51	410	86	.827
Jerry Tarkanian, Long Beach St. & UNLV.....	1969-89	530	114	.823
Hank Iba, Northwest Mo. St., Colorado & Oklahoma St.	1930-50	456	117	.796
Nat Holman, CCNY.....	1920-40	236	73	.764
Dean Smith, North Carolina.....	1962-82	468	145	.763
Phog Allen, Baker, Kansas, Haskell, Central Mo. St. & Kansas.....	1906-09, 13-29	328	104	.759

COACHING RECORDS

Coach, Team	Seasons	W	L	Pct.
Frank Keaney, Rhode Island.....	1922-42	283	90	.759
John Chaney, Cheyney & Temple.....	1973-93	478	156	.754
Chick Davies, Duquesne.....	1925-40, 47-48	314	106	.748

22 SEASONS

Coach, Team	Seasons	W	L	Pct.
Adolph Rupp, Kentucky.....	1931-52	472	83	.850
Jerry Tarkanian, Long Beach St. & UNLV.....	1969-90	565	119	.826
Hank Iba, Northwest Mo. St., Colorado & Oklahoma St.	1930-51	485	123	.798
Nat Holman, CCNY.....	1920-41	253	78	.764
Dean Smith, North Carolina.....	1962-83	496	153	.764
Frank Keaney, Rhode Island.....	1922-43	299	93	.763
Phog Allen, Baker, Kansas, Haskell, Central Mo. St. & Kansas.....	1906-09, 13-30	342	108	.760
John Wooden, Indiana St. & UCLA.....	1947-68	464	151	.754
John Chaney, Cheyney & Temple.....	1973-94	501	164	.753
Lew Andreas, Syracuse.....	1925-47	308	105	.746

23 SEASONS

Coach, Team	Seasons	W	L	Pct.
Adolph Rupp, Kentucky.....	1931-52, 54	497	83	.857
Jerry Tarkanian, Long Beach St. & UNLV.....	1969-91	599	120	.833
Hank Iba, Northwest Mo. St., Colorado & Oklahoma St.	1930-52	504	131	.794
Dean Smith, North Carolina.....	1962-84	524	156	.771
Nat Holman, CCNY.....	1920-42	269	81	.769
John Wooden, Indiana St. & UCLA.....	1947-69	493	152	.764
Phog Allen, Baker, Kansas, Haskell, Central Mo. St. & Kansas.....	1906-09, 13-31	357	111	.763
Frank Keaney, Rhode Island.....	1922-44	313	99	.760
John Chaney, Cheyney & Temple.....	1973-95	520	175	.748
Ed Diddle, Western Ky.	1923-45	395	134	.747

24 SEASONS

Coach, Team	Seasons	W	L	Pct.
Adolph Rupp, Kentucky.....	1931-52, 54-55	520	86	.858
Jerry Tarkanian, Long Beach St. & UNLV.....	1969-92	625	122	.837
Hank Iba, Northwest Mo. St., Colorado & Oklahoma St.	1930-53	527	138	.792
John Wooden, Indiana St. & UCLA.....	1947-70	521	154	.772
Dean Smith, North Carolina.....	1962-85	551	165	.770
Frank Keaney, Rhode Island.....	1922-45	333	104	.762
Phog Allen, Baker, Kansas, Haskell, Central Mo. St. & Kansas.....	1906-09, 13-32	370	116	.761
Nat Holman, CCNY.....	1920-43	277	91	.753
Jim Boeheim, Syracuse.....	1977-2000	575	199	.743
Bob Knight, Army & Indiana.....	1966-89	514	187	.733

25 SEASONS

Coach, Team	Seasons	W	L	Pct.
Adolph Rupp, Kentucky.....	1931-52, 54-56	540	92	.854
Jerry Tarkanian, Long Beach St., UNLV & Fresno St.	1969-92, 96	647	133	.829
Hank Iba, Northwest Mo. St., Colorado & Oklahoma St.	1930-54	551	143	.794
John Wooden, Indiana St. & UCLA.....	1947-71	550	155	.780
Dean Smith, North Carolina.....	1962-86	579	171	.772
Frank Keaney, Rhode Island.....	1922-46	354	107	.768
Phog Allen, Baker, Kansas, Haskell, Central Mo. St. & Kansas.....	1906-09, 13-33	383	120	.761
Jim Boeheim, Syracuse.....	1977-2001	600	208	.743
John Chaney, Cheyney & Temple.....	1973-97	560	199	.738
Nat Holman, CCNY.....	1920-44	283	102	.735
Ed Diddle, Western Ky.	1923-47	435	157	.735

26 SEASONS

Coach, Team	Seasons	W	L	Pct.
Adolph Rupp, Kentucky.....	1931-52, 54-57	563	97	.853
Jerry Tarkanian, Long Beach St., UNLV & Fresno St.	1969-92, 96-97	667	145	.821
John Wooden, Indiana St. & UCLA.....	1947-72	580	155	.789
Hank Iba, Northwest Mo. St., Colorado & Oklahoma St.	1930-55	563	156	.783
Dean Smith, North Carolina.....	1962-87	611	175	.777
Frank Keaney, Rhode Island.....	1922-47	371	110	.771
Phog Allen, Baker, Kansas, Haskell, Central Mo. St. & Kansas.....	1906-09, 13-34	399	121	.767
Ed Diddle, Western Ky.	1923-48	463	159	.744
Jim Boeheim, Syracuse.....	1977-2002	623	221	.738
John Chaney, Cheyney & Temple.....	1973-98	581	208	.736
Nat Holman, CCNY.....	1920-45	295	106	.736

27 SEASONS

Coach, Team	Seasons	W	L	Pct.
Adolph Rupp, Kentucky.....	1931-52, 54-58	586	103	.851
Jerry Tarkanian, Long Beach St., UNLV & Fresno St.	1969-92, 96-98	688	158	.813
John Wooden, Indiana St. & UCLA.....	1947-73	610	155	.797
Hank Iba, Northwest Mo. St., Colorado & Oklahoma St.	1930-56	581	165	.779
Dean Smith, North Carolina.....	1962-88	638	182	.778
Frank Keaney, Rhode Island.....	1922-48	387	117	.768
Phog Allen, Baker, Kansas, Haskell, Central Mo. St. & Kansas.....	1906-09, 13-35	414	126	.767
Ed Diddle, Western Ky.	1923-49	488	163	.750
Jim Boeheim, Syracuse.....	1977-2003	653	226	.743
Nat Holman, CCNY.....	1920-46	309	110	.737
Bob Knight, Army & Indiana.....	1966-92	588	210	.737

28 SEASONS

Coach, Team	Seasons	W	L	Pct.
Adolph Rupp, Kentucky.....	1931-52, 54-59	610	106	.852
Jerry Tarkanian, Long Beach St., UNLV & Fresno St.	1969-92, 96-99	689	170	.802
John Wooden, Indiana St. & UCLA.....	1947-74	636	159	.800
Dean Smith, North Carolina.....	1962-89	667	190	.778
Hank Iba, Northwest Mo. St., Colorado & Oklahoma St.	1930-57	598	174	.775
Phog Allen, Baker, Kansas, Haskell, Central Mo. St. & Kansas.....	1906-09, 13-36	435	128	.773
Ed Diddle, Western Ky.	1923-50	513	169	.752
Bob Knight, Army & Indiana.....	1966-93	619	214	.743
Jim Boeheim, Syracuse.....	1977-2004	676	234	.743
Mike Krzyzewski, Army & Duke.....	1976-2003	663	234	.739

29 SEASONS

Coach, Team	Seasons	W	L	Pct.
Adolph Rupp, Kentucky.....	1931-52, 54-60	628	113	.848
John Wooden, Indiana St. & UCLA.....	1947-75	664	162	.804
Jerry Tarkanian, Long Beach St., UNLV & Fresno St.	1969-92, 96-2000	701	179	.797
Phog Allen, Baker, Kansas, Haskell, Central Mo. St. & Kansas.....	1906-09, 13-37	450	132	.773
Hank Iba, Northwest Mo. St., Colorado & Oklahoma St.	1930-58	619	182	.773
Dean Smith, North Carolina.....	1962-90	688	203	.772
Ed Diddle, Western Ky.	1923-51	532	179	.748
Mike Krzyzewski, Army & Duke.....	1976-2004	694	240	.743
Nat Holman, CCNY.....	1920-48	344	119	.743
Bob Knight, Army & Indiana.....	1966-94	640	223	.742

30 SEASONS

Coach, Team	Seasons	W	L	Pct.
Adolph Rupp, Kentucky.....	1931-52, 54-61	647	122	.841
Jerry Tarkanian, Long Beach St., UNLV & Fresno St.	1969-92, 96-2001	710	186	.792
Phog Allen, Baker, Kansas, Haskell, Central Mo. St. & Kansas.....	1906-09, 13-38	468	134	.777
Dean Smith, North Carolina.....	1962-91	717	209	.774
Hank Iba, Northwest Mo. St., Colorado & Oklahoma St.	1930-59	630	196	.763
Ed Diddle, Western Ky.	1923-52	558	184	.752
Lute Olson, Long Beach St., Iowa & Arizona.....	1974-2003	690	240	.742
Nat Holman, CCNY.....	1920-49	361	127	.740
Bob Knight, Army & Indiana.....	1966-95	659	235	.737
John Chaney, Cheyney & Temple.....	1973-2002	675	253	.727

31 SEASONS

Coach, Team	Seasons	W	L	Pct.
Adolph Rupp, Kentucky.....	1931-52, 54-62	670	125	.843
Jerry Tarkanian, Long Beach St., UNLV & Fresno St.	1969-92, 96-2000	729	201	.784
Phog Allen, Baker, Kansas, Haskell, Central Mo. St. & Kansas.....	1906-09, 13-39	481	141	.773
Dean Smith, North Carolina.....	1962-92	740	219	.772
Ed Diddle, Western Ky.	1923-53	583	190	.754
Hank Iba, Northwest Mo. St., Colorado & Oklahoma St.	1930-60	640	211	.752
Nat Holman, CCNY.....	1920-50	385	132	.745
Lute Olson, Long Beach St., Iowa & Arizona.....	1974-2004	710	249	.740
Bob Knight, Army & Indiana.....	1966-96	678	247	.733
John Chaney, Cheyney & Temple.....	1973-2003	693	269	.720

32 SEASONS

Coach, Team	Seasons	W	L	Pct.
Adolph Rupp, Kentucky.....	1931-52, 54-63	686	134	.837
Dean Smith, North Carolina.....	1962-93	774	223	.776

Coach, Team	Seasons	W	L	Pct.
Phog Allen, Baker, Kansas, Haskell, Central Mo. St. & Kansas	1906-09, 13-40	500	147	.773
Ed Diddle, Western Ky.	1923-54	612	193	.760
Hank Iba, Northwest Mo. St., Colorado & Oklahoma St.	1930-61	655	221	.748
Nat Holman, CCNY	1920-51	397	139	.741
Bob Knight, Army & Indiana	1966-97	700	258	.731
Eddie Sutton, Creighton, Arkansas, Kentucky & Oklahoma St.	1970-89, 91-2002	702	278	.716
John Chaney, Cheyney & Temple	1973-2004	708	283	.714
Don Haskins, UTEP	1962-93	627	276	.694

33 SEASONS

Coach, Team	Seasons	W	L	Pct.
Adolph Rupp, Kentucky	1931-52, 54-64	707	140	.835
Dean Smith, North Carolina	1962-94	802	230	.777
Phog Allen, Baker, Kansas, Haskell, Central Mo. St. & Kansas	1906-09, 13-41	512	153	.770
Ed Diddle, Western Ky.	1923-55	630	203	.756
Hank Iba, Northwest Mo. St., Colorado & Oklahoma St.	1930-62	669	232	.743
Nat Holman, CCNY	1920-52	405	150	.730
Bob Knight, Army & Indiana	1966-98	720	270	.727
Eddie Sutton, Creighton, Arkansas, Kentucky & Oklahoma St.	1970-89, 91-2003	724	288	.715
Don Haskins, UTEP	1962-94	645	288	.691
Lefty Driesell, Davidson, Maryland & James Madison	1961-86, 89-95	657	302	.685

34 SEASONS

Coach, Team	Seasons	W	L	Pct.
Adolph Rupp, Kentucky	1931-52, 54-65	722	150	.828
Dean Smith, North Carolina	1962-95	830	236	.779
Phog Allen, Baker, Kansas, Haskell, Central Mo. St. & Kansas	1906-09, 13-42	529	158	.770
Ed Diddle, Western Ky.	1923-56	646	215	.750
Hank Iba, Northwest Mo. St., Colorado & Oklahoma St.	1930-63	685	241	.740
Bob Knight, Army & Indiana	1966-99	743	281	.726
Eddie Sutton, Creighton, Arkansas, Kentucky & Oklahoma St.	1970-89, 91-2004	755	292	.721
Nat Holman, CCNY	1920-52, 55	413	160	.721
Don Haskins, UTEP	1962-95	665	298	.691
Lefty Driesell, Davidson, Maryland & James Madison	1961-86, 89-96	667	322	.674
Norm Stewart, Northern Iowa & Missouri	1962-95	660	319	.674

35 SEASONS

Coach, Team	Seasons	W	L	Pct.
Adolph Rupp, Kentucky	1931-52, 54-66	749	152	.831
Dean Smith, North Carolina	1962-96	851	247	.775
Phog Allen, Baker, Kansas, Haskell, Central Mo. St. & Kansas	1906-09, 13-43	551	164	.771
Ed Diddle, Western Ky.	1923-57	663	224	.747
Hank Iba, Northwest Mo. St., Colorado & Oklahoma St.	1930-64	700	251	.736
Bob Knight, Army & Indiana	1966-2000	764	289	.726
Nat Holman, CCNY	1920-52, 55-56	417	174	.706
Don Haskins, UTEP	1962-96	678	313	.684
Lefty Driesell, Davidson, Maryland & James Madison	1961-86, 89-97	683	335	.671
Norm Stewart, Northern Iowa & Missouri	1962-96	678	334	.670

36 SEASONS

Coach, Team	Seasons	W	L	Pct.
Adolph Rupp, Kentucky	1931-52, 54-67	762	165	.822
Dean Smith, North Carolina	1962-97	879	254	.776
Phog Allen, Baker, Kansas, Haskell, Central Mo. St. & Kansas	1906-09, 13-44	568	173	.767
Ed Diddle, Western Ky.	1923-58	677	235	.742
Hank Iba, Northwest Mo. St., Colorado & Oklahoma St.	1930-65	720	258	.736
Bob Knight, Army, Indiana & Texas Tech	1966-2000, 02	787	298	.725
Nat Holman, CCNY	1920-52, 55-56, 59	423	186	.695
Don Haskins, UTEP	1962-97	691	351	.679
Lou Henson, Hardin-Simmons, New Mexico St., Illinois & New Mexico St.	1963-96, 99-2000	708	351	.669
Lefty Driesell, Davidson, Maryland, James Madison & Georgia St.	1961-86, 89-98	699	347	.668

37 SEASONS

Coach, Team	Seasons	W	L	Pct.
Adolph Rupp, Kentucky	1931-52, 54-68	784	170	.822
Phog Allen, Baker, Kansas, Haskell, Central Mo. St. & Kansas	1906-09, 13-45	580	178	.765

Coach, Team	Seasons	W	L	Pct.
Ed Diddle, Western Ky.	1923-59	693	245	.739
Bob Knight, Army, Indiana & Texas Tech	1966-2000, 02-03	809	311	.722
Hank Iba, Northwest Mo. St., Colorado & Oklahoma St.	1930-66	724	279	.722
Nat Holman, CCNY	1920-52, 55-56, 59-60	423	190	.690
Don Haskins, UTEP	1962-98	703	341	.673
Lefty Driesell, Davidson, Maryland, James Madison & Georgia St.	1961-86, 89-99	716	360	.665
Lou Henson, Hardin-Simmons, New Mexico St., Illinois & New Mexico St.	1963-96, 99-2000	722	365	.664
Norm Stewart, Northern Iowa & Missouri	1962-98	711	366	.660

38 SEASONS

Coach, Team	Seasons	W	L	Pct.
Adolph Rupp, Kentucky	1931-52, 54-69	807	175	.822
Phog Allen, Baker, Kansas, Haskell, Central Mo. St. & Kansas	1906-09, 13-46	599	180	.769
Ed Diddle, Western Ky.	1923-60	714	252	.739
Bob Knight, Army, Indiana & Texas Tech	1966-2000, 02-04	832	322	.721
Hank Iba, Northwest Mo. St., Colorado & Oklahoma St.	1930-67	731	297	.711
Don Haskins, UTEP	1962-99	719	353	.671
Lefty Driesell, Davidson, Maryland, James Madison & Georgia St.	1961-86, 89-2000	733	372	.663
Lou Henson, Hardin-Simmons, New Mexico St., Illinois & New Mexico St.	1963-96, 99-2002	742	377	.663
Norm Stewart, Northern Iowa & Missouri	1962-99	731	375	.661
Ray Meyer, DePaul	1943-80	623	335	.650

39 SEASONS

Coach, Team	Seasons	W	L	Pct.
Adolph Rupp, Kentucky	1931-52, 54-70	833	177	.825
Phog Allen, Baker, Kansas, Haskell, Central Mo. St. & Kansas	1906-09, 13-47	607	185	.766
Ed Diddle, Western Ky.	1923-61	732	260	.740
Hank Iba, Northwest Mo. St., Colorado & Oklahoma St.	1930-68	741	313	.703
Lefty Driesell, Davidson, Maryland, James Madison & Georgia St.	1961-86, 89-2001	762	377	.669
Ray Meyer, DePaul	1943-81	650	337	.659
Lou Henson, Hardin-Simmons, New Mexico St., Illinois & New Mexico St.	1963-96, 99-2003	762	386	.664
Tony Hinkle, Butler	1927-42, 46-68	531	367	.591
Marv Harshman, Pacific Lutheran, Washington St. & Washington	1946-84	632	439	.590

40 SEASONS

Coach, Team	Seasons	W	L	Pct.
Adolph Rupp, Kentucky	1931-52, 54-71	855	183	.824
Phog Allen, Baker, Kansas, Haskell, Central Mo. St. & Kansas	1906-09, 13-48	616	200	.755
Ed Diddle, Western Ky.	1923-62	749	270	.735
Hank Iba, Northwest Mo. St., Colorado & Oklahoma St.	1930-69	753	326	.698
Lefty Driesell, Davidson, Maryland, James Madison & Georgia St.	1961-86, 89-2002	782	388	.668
Ray Meyer, DePaul	1943-82	676	339	.666
Lou Henson, Hardin-Simmons, New Mexico St., Illinois & New Mexico St.	1963-96, 99-2004	775	400	.660
Marv Harshman, Pacific Lutheran, Washington St. & Washington	1946-85	654	449	.593
Tony Hinkle, Butler	1927-42, 46-69	542	382	.587

41 SEASONS

Coach, Team	Seasons	W	L	Pct.
Adolph Rupp, Kentucky	1931-52, 54-72	876	190	.822
Phog Allen, Baker, Kansas, Haskell, Central Mo. St. & Kansas	1906-09, 13-49	628	212	.748
Ed Diddle, Western Ky.	1923-63	754	286	.725
Hank Iba, Northwest Mo. St., Colorado & Oklahoma St.	1930-70	767	338	.694
Ray Meyer, DePaul	1943-83	697	351	.665
Lefty Driesell, Davidson, Maryland, James Madison & Georgia St.	1961-86, 89-2003	800	409	.662
Tony Hinkle, Butler	1927-42, 46-70	557	393	.586

42 SEASONS

Coach, Team	Seasons	W	L	Pct.
Phog Allen, Baker, Kansas, Haskell, Central Mo. St. & Kansas	1906-09, 13-50	642	223	.742
Ed Diddle, Western Ky.	1923-64	759	302	.715
Ray Meyer, DePaul	1943-84	724	354	.672

COACHING RECORDS

Top 10 Best Career Starts By Wins

(Head coaches with at least half their seasons at Division I)

1 SEASON

Coach, Team	Season	W	L	Pct.
Bill Guthridge, North Carolina	1998	34	4	.895
Bill Hodges, Indiana St.	1979	33	1	.970
Jamie Dixon, Pittsburgh	2004	31	5	.861
Stan Heath, Kent St.	2002	30	6	.833
John Warren, Oregon	1945	30	13	.698
Mick Cronin, Murray St.	2004	28	6	.824
Phil Johnson, Weber St.	1969	27	3	.900
Blaine Taylor, Montana	1992	27	4	.871
Tevester Anderson, Murray St.	1999	27	6	.818
John Phillips, Tulsa	2002	27	7	.794

2 SEASONS

Coach, Team	Seasons	W	L	Pct.
Bill Guthridge, North Carolina	1998-99	58	14	.806
Everett Case, North Carolina St.	1947-48	55	8	.873
Todd Lickliter, Butler	2002-03	53	12	.815
Ben Carnevale, North Carolina	1945-46	52	11	.825
Mark Few, Gonzaga	2000-01	52	16	.765
Don Monson, Gonzaga	1998-99	52	17	.754
Bill Carmody, Princeton	1997-98	51	6	.895
Gary Cunningham, UCLA	1978-79	50	8	.862
Kermit Davis Jr., Idaho	1989-90	50	12	.806
Nolan Richardson, Tulsa	1981-82	50	13	.794
Thad Matta, Butler & Xavier	2001-02	50	14	.781
Tevester Anderson, Murray St.	1999-2000	50	15	.769
John Phillips, Tulsa	2002-03	50	17	.746
Stan Watts, Brigham Young	1950-51	50	21	.704

3 SEASONS

Coach, Team	Seasons	W	L	Pct.
Mark Few, Gonzaga	2000-02	81	20	.802
Everett Case, North Carolina St.	1947-49	80	16	.833
Bill Guthridge, North Carolina	1998-2000	80	28	.741
Thad Matta, Butler & Xavier	2001-03	76	20	.792
Roy Williams, Kansas	1989-91	76	25	.752
Jim Boeheim, Syracuse	1977-79	74	14	.841
Bill Carmody, Princeton	1997-99	73	14	.839
Jerry Tarkanian, Long Beach St.	1969-71	71	13	.845
Dick Hunsaker, Ball St.	1990-92	71	26	.732
Denny Crum, Louisville	1972-74	70	19	.787
Don Donoher, Dayton	1965-67	70	19	.787
Pat Foster, Lamar	1981-83	70	20	.777
Pete Gillen, Xavier	1986-88	70	22	.761
Tim Welsh, Iona	1996-98	70	22	.761
Randy Ayers, Ohio St.	1990-92	70	23	.753
Steve Lavin, UCLA	1997-99	70	26	.729
Speedy Morris, La Salle	1987-89	70	29	.707

4 SEASONS

Coach, Team	Seasons	W	L	Pct.
Everett Case, North Carolina St.	1947-50	107	22	.829
Mark Few, Gonzaga	2000-03	105	29	.784
Bruce Stewart, West Va. Wesleyan & Middle Tenn.	1983-86	104	34	.754
Roy Williams, Kansas	1989-92	103	30	.774
Thad Matta, Butler & Xavier	2001-04	102	31	.767
Jim Boeheim, Syracuse	1977-80	100	18	.847
Speedy Morris, La Salle	1987-90	100	31	.763
Paul Westphal, Grand Canyon & Pepperdine	1987-88, 2002-03	100	40	.714
Denny Crum, Louisville	1972-75	98	22	.817
Dick Hunsaker, Ball St.	1990-93	97	34	.740

5 SEASONS

Coach, Team	Seasons	W	L	Pct.
Everett Case, North Carolina St.	1947-51	137	29	.825
Mark Few, Gonzaga	2000-04	133	32	.806
Roy Williams, Kansas	1989-93	132	37	.781
Bruce Stewart, West Va. Wesleyan & Middle Tenn.	1983-87	126	41	.754
Forddy Anderson, Drake & Bradley	1947-51	123	42	.745
Jerry Tarkanian, Long Beach St. & UNLV	1969-73	122	20	.859
Jim Boeheim, Syracuse	1977-81	122	30	.803
Fred Schaus, West Virginia	1955-59	120	32	.789
Larry Brown, UCLA & Kansas	1980-81, 84-86	120	38	.759
Tom Izzo, Michigan St.	1996-2000	120	48	.714

6 SEASONS

Coach, Team	Seasons	W	L	Pct.
Everett Case, North Carolina St.	1947-52	161	39	.805
Roy Williams, Kansas	1989-94	159	45	.779
Bruce Stewart, West Va. Wesleyan & Middle Tenn.	1983-88	149	52	.741
Tom Izzo, Michigan St.	1996-2001	148	53	.736
Fred Schaus, West Virginia	1955-60	146	37	.798
Larry Brown, UCLA & Kansas	1980-81, 84-87	145	49	.747
Jerry Tarkanian, Long Beach St. & UNLV	1969-74	142	26	.845
Pete Gillen, Xavier	1986-91	141	49	.742
Forddy Anderson, Drake & Bradley	1947-52	140	54	.722
Denny Crum, Louisville	1972-77	139	37	.790
Speedy Morris, La Salle	1987-92	139	52	.728

7 SEASONS

Coach, Team	Seasons	W	L	Pct.
Everett Case, North Carolina St.	1947-53	187	45	.806
Roy Williams, Kansas	1989-95	184	51	.783
Larry Brown, UCLA & Kansas	1980-81, 84-88	172	60	.741
Bruce Stewart, West Va. Wesleyan & Middle Tenn.	1983-89	172	60	.741
Tom Izzo, Michigan St.	1996-2002	167	65	.720
Denny Crum, Louisville	1972-78	162	44	.786
Howard Hobson, Southern Ore. & Oregon	1933-39	162	48	.771
Fred Schaus, West Virginia & Purdue	1955-60, 73	161	46	.778
Jerry Tarkanian, Long Beach St. & UNLV	1969-75	160	28	.851
Jim Boeheim, Syracuse	1977-83	159	53	.750
Tubby Smith, Tulsa, Georgia & Kentucky	1992-98	159	66	.707

8 SEASONS

Coach, Team	Seasons	W	L	Pct.
Everett Case, North Carolina St.	1947-54	213	52	.804
Roy Williams, Kansas	1989-96	213	56	.792
Jerry Tarkanian, Long Beach St. & UNLV	1969-76	189	30	.863
John Calipari, Massachusetts	1989-96	189	70	.730
Tom Izzo, Michigan St.	1996-2003	189	78	.708
Tubby Smith, Tulsa, Georgia & Kentucky	1992-99	187	75	.714
Denny Crum, Louisville	1972-79	186	52	.782
Bruce Stewart, West Va. Wesleyan & Middle Tenn.	1983-90	184	75	.710
Fred Schaus, West Virginia & Purdue	1955-60, 73-74	182	55	.768
Jim Boeheim, Syracuse	1977-84	182	62	.745

9 SEASONS

Coach, Team	Seasons	W	L	Pct.
Roy Williams, Kansas	1989-97	247	58	.810
Everett Case, North Carolina St.	1947-55	241	56	.811
Denny Crum, Louisville	1972-80	219	55	.799
Jerry Tarkanian, Long Beach St. & UNLV	1969-77	218	33	.869
John Calipari, Massachusetts & Memphis	1989-96, 2001	210	85	.712
Tubby Smith, Tulsa, Georgia & Kentucky	1992-2000	210	85	.712
Tom Izzo, Michigan St.	1996-2004	207	90	.697
Jim Boeheim, Syracuse	1977-85	204	71	.742
Fred Schaus, West Virginia & Purdue	1955-60, 73-75	199	66	.751
Howard Hobson, Southern Ore. & Oregon	1933-41	199	78	.718

10 SEASONS

Coach, Team	Seasons	W	L	Pct.
Roy Williams, Kansas	1989-98	282	62	.820
Everett Case, North Carolina St.	1947-56	265	60	.815
Denny Crum, Louisville	1972-81	240	64	.789
Jerry Tarkanian, Long Beach St. & UNLV	1969-78	238	41	.853
John Calipari, Massachusetts & Memphis	1989-96, 2001-02	237	94	.716
Tubby Smith, Tulsa, Georgia & Kentucky	1992-2001	234	95	.711
Jim Boeheim, Syracuse	1977-86	230	77	.749
Nolan Richardson, Tulsa & Arkansas	1981-90	226	88	.720
Pete Gillen, Xavier & Providence	1986-95	219	88	.713
Tom Blackburn, Dayton	1948-57	217	83	.723

11 SEASONS

Coach, Team	Seasons	W	L	Pct.
Roy Williams, Kansas	1989-99	305	72	.809
Everett Case, North Carolina St.	1947-57	280	71	.798
Denny Crum, Louisville	1972-82	263	74	.780
Jim Boeheim, Syracuse	1977-87	261	84	.757
Nolan Richardson, Tulsa & Arkansas	1981-91	260	92	.739
John Calipari, Massachusetts & Memphis	1989-96, 2001-03	260	101	.720

Coach, Team	Seasons	W	L	Pct.
Jerry Tarkanian, Long Beach St. & UNLV.....	1969-79	259	49	.841
Tubby Smith, Tulsa, Georgia & Kentucky.....	1992-2002	256	105	.709
Tom Blackburn, Dayton.....	1948-58	242	87	.736
Boyd Grant, Fresno St. & Colorado St.....	1978-86, 88-89	239	97	.711
Wimp Sanderson, Alabama.....	1981-91	239	109	.687

12 SEASONS

Coach, Team	Seasons	W	L	Pct.
Roy Williams, Kansas.....	1989-2000	329	82	.800
Everett Case, North Carolina St.....	1947-58	298	77	.795
Denny Crum, Louisville.....	1972-83	295	78	.791
Tubby Smith, Tulsa, Georgia & Kentucky.....	1992-2003	288	109	.725
Jim Boeheim, Syracuse.....	1977-88	287	93	.755
Nolan Richardson, Tulsa & Arkansas.....	1981-92	286	100	.741
Jerry Tarkanian, Long Beach St. & UNLV.....	1969-80	282	58	.829
John Calipari, Massachusetts & Memphis.....	1989-96			
	2001-04	282	109	.721
Wimp Sanderson, Alabama.....	1981-92	265	118	.692
John Thompson, Georgetown.....	1973-84	262	104	.716
Bob Huggins, Walsh, Akron & Cincinnati.....	1981-93	262	108	.708

13 SEASONS

Coach, Team	Seasons	W	L	Pct.
Roy Williams, Kansas.....	1989-2001	355	89	.800
Everett Case, North Carolina St.....	1947-59	320	81	.798
Denny Crum, Louisville.....	1972-84	319	89	.782
Jim Boeheim, Syracuse.....	1977-89	317	101	.758
Tubby Smith, Tulsa, Georgia & Kentucky.....	1992-2004	315	114	.734
Nolan Richardson, Tulsa & Arkansas.....	1981-93	308	109	.739
Jerry Tarkanian, Long Beach St. & UNLV.....	1969-81	298	70	.810
John Thompson, Georgetown.....	1973-85	297	107	.735
Bob Huggins, Walsh, Akron & Cincinnati.....	1981-94	284	118	.706
Rick Pitino, Boston U., Providence & Kentucky.....	1979-83, 86-87, 90-95	283	117	.708

14 SEASONS

Coach, Team	Seasons	W	L	Pct.
Roy Williams, Kansas.....	1989-2002	388	93	.807
Jim Boeheim, Syracuse.....	1977-90	343	108	.761
Nolan Richardson, Tulsa & Arkansas.....	1981-94	339	112	.752
Denny Crum, Louisville.....	1972-85	338	107	.760
Everett Case, North Carolina St.....	1947-60	331	96	.775
John Thompson, Georgetown.....	1973-86	321	115	.736
Jerry Tarkanian, Long Beach St. & UNLV.....	1969-82	318	80	.799
Rick Pitino, Boston U., Providence & Kentucky.....	1979-83, 86-87, 90-96	317	119	.727
Rick Majerus, Marquette, Ball St. & Utah.....	1984-86, 88-98	309	111	.736
Bob Huggins, Walsh, Akron & Cincinnati.....	1981-95	307	129	.704

15 SEASONS

Coach, Team	Seasons	W	L	Pct.
Roy Williams, Kansas.....	1989-2003	418	101	.805
Nolan Richardson, Tulsa & Arkansas.....	1981-95	371	119	.757
Denny Crum, Louisville.....	1972-86	370	114	.764
Jim Boeheim, Syracuse.....	1977-91	369	114	.764
Rick Pitino, Boston U., Providence & Kentucky.....	1979-83, 86-87, 90-97	352	124	.739
John Thompson, Georgetown.....	1973-87	350	120	.745
Everett Case, North Carolina St.....	1947-61	347	105	.768
Jerry Tarkanian, Long Beach St. & UNLV.....	1969-83	346	83	.807
Rick Majerus, Marquette, Ball St. & Utah.....	1984-86, 88-99	337	116	.744
Billy Tubbs, Southwest Tex. St., Lamar & Oklahoma.....	1972-73, 77-89	336	148	.694

16 SEASONS

Coach, Team	Seasons	W	L	Pct.
Roy Williams, Kansas & North Carolina.....	1989-2004	437	112	.796
Jim Boeheim, Syracuse.....	1977-92	391	124	.759
Nolan Richardson, Tulsa & Arkansas.....	1981-96	391	132	.748
Denny Crum, Louisville.....	1972-87	388	128	.752
Jerry Tarkanian, Long Beach St. & UNLV.....	1969-84	375	89	.808
Rick Pitino, Boston U., Providence, Kentucky & Louisville.....	1979-83, 86-87, 90-97, 2002	371	137	.730
John Thompson, Georgetown.....	1973-88	370	130	.740
Billy Tubbs, Southwest Tex. St., Lamar & Oklahoma.....	1972-73, 77-90	363	153	.703
Bob Huggins, Walsh, Akron & Cincinnati.....	1981-97	361	142	.718
Rick Majerus, Marquette, Ball St. & Utah.....	1984-86, 88-2000	360	125	.742

17 SEASONS

Coach, Team	Seasons	W	L	Pct.
Denny Crum, Louisville.....	1972-88	412	139	.748
Jim Boeheim, Syracuse.....	1977-93	411	133	.756

Coach, Team	Seasons	W	L	Pct.
Nolan Richardson, Tulsa & Arkansas.....	1981-97	409	146	.737
Jerry Tarkanian, Long Beach St. & UNLV.....	1969-85	403	93	.813
John Thompson, Georgetown.....	1973-89	399	135	.747
Rick Pitino, Boston U., Providence, Kentucky & Louisville.....	1979-83, 86-87, 90-97, 2002-03	396	144	.733
Bob Huggins, Walsh, Akron & Cincinnati.....	1981-98	388	148	.724
Billy Tubbs, Southwest Tex. St., Lamar & Oklahoma.....	1972-73, 77-91	383	168	.695
Eddie Sutton, Creighton, Arkansas & Kentucky.....	1970-86	374	129	.744
Lou Carnesecca, St. John's (N.Y.).....	1966-70, 74-85	371	131	.739

18 SEASONS

Coach, Team	Seasons	W	L	Pct.
Jerry Tarkanian, Long Beach St. & UNLV.....	1969-86	436	98	.816
Denny Crum, Louisville.....	1972-89	436	148	.747
Jim Boeheim, Syracuse.....	1977-94	434	140	.756
Nolan Richardson, Tulsa & Arkansas.....	1981-98	433	155	.736
John Thompson, Georgetown.....	1973-90	423	142	.749
Rick Pitino, Boston U., Providence, Kentucky & Louisville.....	1979-83, 86-87, 90-97, 2002-04	416	154	.730
Bob Huggins, Walsh, Akron & Cincinnati.....	1981-99	415	154	.729
Billy Tubbs, Southwest Tex. St., Lamar & Oklahoma.....	1972-73, 77-92	404	177	.695
Lou Carnesecca, St. John's (N.Y.).....	1966-70, 74-86	402	136	.747
Mike Krzyzewski, Army & Duke.....	1976-93	394	177	.690

19 SEASONS

Coach, Team	Seasons	W	L	Pct.
Jerry Tarkanian, Long Beach St. & UNLV.....	1969-87	473	100	.825
Denny Crum, Louisville.....	1972-90	463	156	.748
Nolan Richardson, Tulsa & Arkansas.....	1981-99	456	166	.733
Jim Boeheim, Syracuse.....	1977-95	454	150	.752
Bob Huggins, Walsh, Akron & Cincinnati.....	1981-2000	444	158	.738
John Thompson, Georgetown.....	1973-91	442	155	.740
Billy Tubbs, Southwest Tex. St., Lamar & Oklahoma.....	1972-73, 77-93	424	189	.692
Lou Carnesecca, St. John's (N.Y.).....	1966-70, 74-87	423	145	.745
Mike Krzyzewski, Army & Duke.....	1976-94	422	183	.698
Eddie Sutton, Creighton, Arkansas & Kentucky.....	1970-88	417	145	.742

20 SEASONS

Coach, Team	Seasons	W	L	Pct.
Jerry Tarkanian, Long Beach St. & UNLV.....	1969-88	501	106	.825
Jim Boeheim, Syracuse.....	1977-96	483	159	.752
Denny Crum, Louisville.....	1972-91	477	172	.735
Nolan Richardson, Tulsa & Arkansas.....	1981-2000	475	181	.724
Bob Huggins, Walsh, Akron & Cincinnati.....	1981-2001	469	168	.736
John Thompson, Georgetown.....	1973-92	464	165	.738
John Chaney, Cheyney & Temple.....	1973-92	458	143	.762
Lou Carnesecca, St. John's (N.Y.).....	1966-70, 74-88	440	157	.737
Billy Tubbs, Southwest Tex. St., Lamar & Oklahoma.....	1972-73, 77-94	439	202	.685
Hank Iba, Northwest Mo. St., Colorado & Oklahoma St.....	1930-49	438	108	.802

21 SEASONS

Coach, Team	Seasons	W	L	Pct.
Jerry Tarkanian, Long Beach St. & UNLV.....	1969-89	530	114	.823
Jim Boeheim, Syracuse.....	1977-97	502	172	.745
Denny Crum, Louisville.....	1972-92	500	172	.744
Bob Huggins, Walsh, Akron & Cincinnati.....	1981-2002	496	183	.730
Nolan Richardson, Tulsa & Arkansas.....	1981-2001	495	192	.721
John Thompson, Georgetown.....	1973-93	484	178	.731
John Chaney, Cheyney & Temple.....	1973-93	478	156	.754
Dean Smith, North Carolina.....	1962-82	468	145	.763
Lou Carnesecca, St. John's (N.Y.).....	1966-70, 74-89	460	170	.730
Lute Olson, Long Beach St., Iowa & Arizona.....	1974-94	458	179	.719

22 SEASONS

Coach, Team	Seasons	W	L	Pct.
Jerry Tarkanian, Long Beach St. & UNLV.....	1969-90	565	119	.826
Jim Boeheim, Syracuse.....	1977-98	528	181	.745
Denny Crum, Louisville.....	1972-93	518	192	.730
Bob Huggins, Walsh, Akron & Cincinnati.....	1981-2003	517	184	.738
John Thompson, Georgetown.....	1973-94	503	190	.726
John Chaney, Cheyney & Temple.....	1973-94	501	164	.753
Dean Smith, North Carolina.....	1962-83	496	153	.764
Hank Iba, Northwest Mo. St., Colorado & Oklahoma St.....	1930-51	485	123	.798
Lou Carnesecca, St. John's (N.Y.).....	1966-70, 74-90	484	180	.729
Eddie Sutton, Creighton, Arkansas, Kentucky & Oklahoma St.....	1970-89, 91-92	482	180	.728
Lute Olson, Long Beach St., Iowa & Arizona.....	1974-95	482	186	.722

23 SEASONS

Coach, Team	Seasons	W	L	Pct.
Jerry Tarkanian, Long Beach St. & UNLV.....	1969-91	599	120	.833
Jim Boeheim, Syracuse.....	1977-99	549	193	.740
Denny Crum, Louisville.....	1972-94	546	198	.734
Bob Huggins, Walsh, Akron & Cincinnati.....	1981-2004	542	191	.739
Dean Smith, North Carolina.....	1962-84	524	156	.771
John Thompson, Georgetown.....	1973-95	524	200	.724
John Chaney, Cheyney & Temple.....	1973-95	520	175	.748
Lute Olson, Long Beach St., Iowa & Arizona.....	1974-96	509	192	.726
Lou Carnesecca, St. John's (N.Y.).....	1966-70, 74-91	507	189	.728
Mike Krzyzewski, Army & Duke.....	1976-98	505	212	.704

24 SEASONS

Coach, Team	Seasons	W	L	Pct.
Jerry Tarkanian, Long Beach St. & UNLV.....	1969-92	625	122	.837
Jim Boeheim, Syracuse.....	1977-2000	575	199	.743
Denny Crum, Louisville.....	1972-95	565	212	.727
John Thompson, Georgetown.....	1973-96	553	208	.727
Dean Smith, North Carolina.....	1962-85	551	165	.770
Mike Krzyzewski, Army & Duke.....	1976-99	542	214	.717
John Chaney, Cheyney & Temple.....	1973-96	540	188	.742
Lute Olson, Long Beach St., Iowa & Arizona.....	1974-97	534	201	.718

Hank Iba, Northwest Mo. St., Colorado & Oklahoma St.	1930-53	527	138	.792
Eddie Sutton, Creighton, Arkansas, Kentucky & Oklahoma St.	1970-89, 91-94	526	199	.726
Lou Carnesecca, St. John's (N.Y.).....	1966-70, 74-92	526	200	.725

25 SEASONS

Coach, Team	Seasons	W	L	Pct.
Jerry Tarkanian, Long Beach St., UNLV & Fresno St.	1969-92, 96	647	133	.829
Jim Boeheim, Syracuse.....	1977-2001	600	208	.743
Denny Crum, Louisville.....	1972-96	587	224	.724
Dean Smith, North Carolina.....	1962-86	579	171	.772
John Thompson, Georgetown.....	1973-97	573	218	.724
Mike Krzyzewski, Army & Duke.....	1976-2000	571	219	.723
Lute Olson, Long Beach St., Iowa & Arizona.....	1974-98	564	206	.732
John Chaney, Cheyney & Temple.....	1973-97	560	199	.738
Eddie Sutton, Creighton, Arkansas, Kentucky & Oklahoma St.	1970-89, 91-95	553	209	.726
Hank Iba, Northwest Mo. St., Colorado & Oklahoma St.	1930-54	551	143	.794

26 SEASONS

Coach, Team	Seasons	W	L	Pct.
Jerry Tarkanian, Long Beach St., UNLV & Fresno St.	1969-92, 96-97	667	145	.821
Jim Boeheim, Syracuse.....	1977-2002	623	221	.738
Denny Crum, Louisville.....	1972-97	613	233	.725
Dean Smith, North Carolina.....	1962-87	611	175	.777
Mike Krzyzewski, Army & Duke.....	1976-2001	606	223	.731
John Thompson, Georgetown.....	1973-98	589	233	.717
Lute Olson, Long Beach St., Iowa & Arizona.....	1974-99	586	213	.733
John Chaney, Cheyney & Temple.....	1973-98	581	208	.736
John Wooden, Indiana St. & UCLA.....	1947-72	580	155	.789
Eddie Sutton, Creighton, Arkansas, Kentucky & Oklahoma St.	1970-89, 91-96	570	219	.722

27 SEASONS

Coach, Team	Seasons	W	L	Pct.
Jerry Tarkanian, Long Beach St., UNLV & Fresno St.	1969-92, 96-98	688	158	.813
Jim Boeheim, Syracuse.....	1977-2003	653	226	.743
Dean Smith, North Carolina.....	1962-88	638	182	.778
Mike Krzyzewski, Army & Duke.....	1976-2002	637	227	.737
Denny Crum, Louisville.....	1972-98	625	253	.712
Lute Olson, Long Beach St., Iowa & Arizona.....	1974-2000	613	220	.736
John Wooden, Indiana St. & UCLA.....	1947-73	610	155	.797
John Chaney, Cheyney & Temple.....	1973-99	605	219	.734
John Thompson, Georgetown.....	1973-99	596	239	.714
Bob Knight, Army & Indiana.....	1966-92	588	210	.737

28 SEASONS

Coach, Team	Seasons	W	L	Pct.
Jerry Tarkanian, Long Beach St., UNLV & Fresno St.	1969-92, 96-99	689	170	.802
Jim Boeheim, Syracuse.....	1977-2004	676	234	.743
Dean Smith, North Carolina.....	1962-89	667	190	.778
Mike Krzyzewski, Army & Duke.....	1976-2003	663	234	.739
Denny Crum, Louisville.....	1972-99	644	264	.709
Lute Olson, Long Beach St., Iowa & Arizona.....	1974-2001	638	226	.738
John Wooden, Indiana St. & UCLA.....	1947-74	636	159	.800
John Chaney, Cheyney & Temple.....	1973-2000	632	225	.737

Coach, Team	Seasons	W	L	Pct.
Bob Knight, Army & Indiana.....	1966-93	619	214	.743
Adolph Rupp, Kentucky.....	1931-52, 54-59	610	106	.852

29 SEASONS

Coach, Team	Seasons	W	L	Pct.
Jerry Tarkanian, Long Beach St., UNLV & Fresno St.	1969-92, 96-2000	701	179	.797
Mike Krzyzewski, Army & Duke.....	1976-2004	694	240	.743
Dean Smith, North Carolina.....	1962-90	688	203	.772
John Wooden, Indiana St. & UCLA.....	1947-75	664	162	.804
Denny Crum, Louisville.....	1972-2000	663	276	.706
Lute Olson, Long Beach St., Iowa & Arizona.....	1974-2002	662	236	.737
John Chaney, Cheyney & Temple.....	1973-2001	656	238	.734
Bob Knight, Army & Indiana.....	1966-94	640	223	.742
Eddie Sutton, Creighton, Arkansas, Kentucky & Oklahoma St.	1970-89, 91-99	632	252	.715
Adolph Rupp, Kentucky.....	1931-52, 54-60	628	113	.848

30 SEASONS

Coach, Team	Seasons	W	L	Pct.
Dean Smith, North Carolina.....	1962-91	717	209	.774
Jerry Tarkanian, Long Beach St., UNLV & Fresno St.	1969-92, 96-2001	710	186	.792
Lute Olson, Long Beach St., Iowa & Arizona.....	1974-2003	690	240	.742
John Chaney, Cheyney & Temple.....	1973-2002	675	253	.727
Denny Crum, Louisville.....	1972-2001	675	295	.696
Bob Knight, Army & Indiana.....	1966-95	659	235	.737
Eddie Sutton, Creighton, Arkansas, Kentucky & Oklahoma St.	1970-89, 91-2000	659	259	.718
Adolph Rupp, Kentucky.....	1931-52, 54-61	647	122	.841
Hank Iba, Northwest Mo. St., Colorado & Oklahoma St.	1930-59	630	196	.763
Jim Calhoun, Northeastern & Connecticut.....	1973-2002	624	286	.686

31 SEASONS

Coach, Team	Seasons	W	L	Pct.
Dean Smith, North Carolina.....	1962-92	740	219	.772
Jerry Tarkanian, Long Beach St., UNLV & Fresno St.	1969-92, 96-2002	729	201	.784
Lute Olson, Long Beach St., Iowa & Arizona.....	1974-2004	710	249	.740
John Chaney, Cheyney & Temple.....	1973-2003	693	269	.720
Bob Knight, Army & Indiana.....	1966-96	679	246	.734
Eddie Sutton, Creighton, Arkansas, Kentucky & Oklahoma St.	1970-89, 91-2001	679	269	.716
Adolph Rupp, Kentucky.....	1931-52, 54-62	670	125	.843
Jim Calhoun, Northeastern & Connecticut.....	1973-2003	647	296	.686
Hank Iba, Northwest Mo. St., Colorado & Oklahoma St.	1930-60	640	211	.752
Lefty Driesell, Davidson, Maryland & James Madison.....	1961-86, 89-93	621	279	.690

32 SEASONS

Coach, Team	Seasons	W	L	Pct.
Dean Smith, North Carolina.....	1962-93	774	223	.776
John Chaney, Cheyney & Temple.....	1973-2004	708	283	.714
Eddie Sutton, Creighton, Arkansas, Kentucky & Oklahoma St.	1970-89, 91-2002	702	278	.716
Bob Knight, Army & Indiana.....	1966-97	701	257	.732
Adolph Rupp, Kentucky.....	1931-52, 54-63	686	134	.837
Jim Calhoun, Northeastern & Connecticut.....	1973-2004	680	302	.692
Hank Iba, Northwest Mo. St., Colorado & Oklahoma St.	1930-61	655	221	.748
Lefty Driesell, Davidson, Maryland & James Madison.....	1961-86, 89-94	641	289	.689
Don Haskins, UTEP.....	1962-93	627	276	.694
Lou Henson, Hardin-Simmons, New Mexico St. & Illinois.....	1963-94	626	306	.672

33 SEASONS

Coach, Team	Seasons	W	L	Pct.
Dean Smith, North Carolina.....	1962-94	802	230	.777
Eddie Sutton, Creighton, Arkansas, Kentucky & Oklahoma St.	1970-89, 91-2003	724	288	.715
Bob Knight, Army & Indiana.....	1966-98	721	269	.728
Adolph Rupp, Kentucky.....	1931-52, 54-64	707	140	.835
Hank Iba, Northwest Mo. St., Colorado & Oklahoma St.	1930-62	669	232	.743
Lefty Driesell, Davidson, Maryland & James Madison.....	1961-86, 89-95	657	302	.685
Don Haskins, UTEP.....	1962-94	645	288	.691
Lou Henson, Hardin-Simmons, New Mexico St. & Illinois.....	1963-95	645	318	.670
Norm Stewart, Northern Iowa & Missouri.....	1962-94	640	310	.674
Gene Bartow, Central Mo. St., Valparaiso, Memphis, Illinois, UCLA, & UAB.....	1962-77, 78-95	631	339	.651

34 SEASONS

Coach, Team	Seasons	W	L	Pct.
Dean Smith, North Carolina	1962-95	830	236	.779
Eddie Sutton, Creighton, Arkansas, Kentucky & Oklahoma St.	1970-89, 91-2004	755	292	.721
Bob Knight, Army & Indiana	1966-99	744	280	.727
Adolph Rupp, Kentucky	1931-52, 54-65	722	150	.828
Hank Iba, Northwest Mo. St., Colorado & Oklahoma St.	1930-63	685	241	.740
Lefty Driesell, Davidson, Maryland & James Madison	1961-86, 89-96	667	322	.674
Don Haskins, UTEP	1962-95	665	298	.691
Lou Henson, Hardin-Simmons, New Mexico St. & Illinois	1963-96	663	331	.667
Norm Stewart, Northern Iowa & Missouri	1962-95	660	319	.674
Ed Diddle, Western Ky.	1923-56	646	215	.750

35 SEASONS

Coach, Team	Seasons	W	L	Pct.
Dean Smith, North Carolina	1962-96	851	247	.775
Bob Knight, Army & Indiana	1966-2000	764	289	.726
Adolph Rupp, Kentucky	1931-52, 54-66	749	152	.831
Hank Iba, Northwest Mo. St., Colorado & Oklahoma St.	1930-64	700	251	.736
Lou Henson, Hardin-Simmons, New Mexico St., Illinois & New Mexico St.	1963-96, 99	686	341	.668
Lefty Driesell, Davidson, Maryland & James Madison	1961-86, 89-97	683	335	.671
Don Haskins, UTEP	1962-96	678	313	.684
Norm Stewart, Northern Iowa & Missouri	1962-96	678	334	.670
Ed Diddle, Western Ky.	1923-57	663	224	.747
Hugh Durham, Florida St., Georgia & Jacksonville	1967-95, 98-2003	604	401	.601

36 SEASONS

Coach, Team	Seasons	W	L	Pct.
Dean Smith, North Carolina	1962-97	879	254	.776
Bob Knight, Army, Indiana & Texas Tech	1966-2000, 02	787	298	.725
Adolph Rupp, Kentucky	1931-52, 54-67	762	165	.822
Hank Iba, Northwest Mo. St., Colorado & Oklahoma St.	1930-65	720	258	.736
Lou Henson, Hardin-Simmons, New Mexico St., Illinois & New Mexico St.	1963-96, 99-2000	708	351	.669
Lefty Driesell, Davidson, Maryland, James Madison & Georgia St.	1961-86, 89-98	699	347	.668
Norm Stewart, Northern Iowa & Missouri	1962-97	694	351	.664
Don Haskins, UTEP	1962-97	691	327	.679
Ed Diddle, Western Ky.	1923-58	677	235	.742
Hugh Durham, Florida St., Georgia & Jacksonville	1967-95, 98-2004	617	416	.597

37 SEASONS

Coach, Team	Seasons	W	L	Pct.
Bob Knight, Army, Indiana & Texas Tech	1966-2000, 02-03	809	311	.722
Adolph Rupp, Kentucky	1931-52, 54-68	784	170	.822
Hank Iba, Northwest Mo. St., Colorado & Oklahoma St.	1930-66	724	279	.722
Lou Henson, Hardin-Simmons, New Mexico St., Illinois & New Mexico St.	1963-96, 99-2001	722	365	.664
Lefty Driesell, Davidson, Maryland, James Madison & Georgia St.	1961-86, 89-99	716	360	.665
Norm Stewart, Northern Iowa & Missouri	1962-98	711	366	.660
Don Haskins, UTEP	1962-98	703	341	.673
Ed Diddle, Western Ky.	1923-59	693	245	.739
Ralph Miller, Wichita St., Iowa & Oregon St.	1952-88	635	374	.629
Norm Sloan, Presbyterian, Citadel, Florida, North Carolina St. & Florida	1952-55, 57-89	627	395	.614

38 SEASONS

Coach, Team	Seasons	W	L	Pct.
Bob Knight, Army, Indiana & Texas Tech	1966-2000, 02-04	832	322	.721
Adolph Rupp, Kentucky	1931-52, 54-69	807	175	.822
Lou Henson, Hardin-Simmons, New Mexico St., Illinois & New Mexico St.	1963-96, 99-2002	742	377	.663
Lefty Driesell, Davidson, Maryland, James Madison & Georgia St.	1961-86, 89-2000	733	372	.663
Hank Iba, Northwest Mo. St., Colorado & Oklahoma St.	1930-67	731	297	.711
Norm Stewart, Northern Iowa & Missouri	1962-99	731	375	.661
Don Haskins, UTEP	1962-99	719	353	.671
Ed Diddle, Western Ky.	1923-60	714	252	.739
Ralph Miller, Wichita St., Iowa & Oregon St.	1952-89	657	382	.632
Ray Meyer, DePaul	1943-80	623	335	.650

39 SEASONS

Coach, Team	Seasons	W	L	Pct.
Adolph Rupp, Kentucky	1931-52, 54-70	833	177	.825
Lefty Driesell, Davidson, Maryland, James Madison & Georgia St.	1961-86, 89-2001	762	377	.669
Lou Henson, Hardin-Simmons, New Mexico St., Illinois & New Mexico St.	1963-96, 99-2003	762	386	.664
Hank Iba, Northwest Mo. St., Colorado & Oklahoma St.	1930-68	741	313	.703
Ed Diddle, Western Ky.	1923-61	732	260	.740
Ray Meyer, DePaul	1943-81	650	337	.659
Marv Harshman, Pacific Lutheran, Washington St. & Washington	1946-84	632	439	.590
Phog Allen, Baker, Kansas, Haskell, Central Mo. St. & Kansas	1906-09, 13-47	607	185	.766
Tony Hinkle, Butler	1927-42, 46-68	531	367	.591

40 SEASONS

Coach, Team	Seasons	W	L	Pct.
Adolph Rupp, Kentucky	1931-52, 54-71	855	183	.824
Lefty Driesell, Davidson, Maryland, James Madison & Georgia St.	1961-86, 89-2002	782	388	.668
Lou Henson, Hardin-Simmons, New Mexico St., Illinois & New Mexico St.	1963-96, 99-2004	775	400	.660
Hank Iba, Northwest Mo. St., Colorado & Oklahoma St.	1930-69	753	326	.698
Ed Diddle, Western Ky.	1923-62	749	270	.735
Ray Meyer, DePaul	1943-82	676	339	.666
Marv Harshman, Pacific Lutheran, Washington St. & Washington	1946-85	654	449	.593
Phog Allen, Baker, Kansas, Haskell, Central Mo. St. & Kansas	1906-09, 13-40	616	200	.755
Tony Hinkle, Butler	1927-42, 46-69	542	382	.587

41 SEASONS

Coach, Team	Seasons	W	L	Pct.
Adolph Rupp, Kentucky	1931-52, 54-72	876	190	.822
Lefty Driesell, Davidson, Maryland, James Madison & Georgia St.	1961-86, 89-2003	800	409	.662
Hank Iba, Northwest Mo. St., Colorado & Oklahoma St.	1930-70	767	338	.694
Ed Diddle, Western Ky.	1923-63	754	286	.725
Ray Meyer, DePaul	1943-83	697	351	.665
Phog Allen, Baker, Kansas, Haskell, Central Mo. St. & Kansas	1906-09, 13-49	628	212	.748
Tony Hinkle, Butler	1927-42, 46-70	557	393	.586

42 SEASONS

Coach, Team	Seasons	W	L	Pct.
Ed Diddle, Western Ky.	1923-64	759	302	.715
Ray Meyer, DePaul	1943-84	724	354	.672
Phog Allen, Baker, Kansas, Haskell, Central Mo. St. & Kansas	1906-09, 13-50	642	223	.742

Active Coaching Longevity Records

(Minimum five years as a Division I head coach)

MOST GAMES

No.	Coach, Team and Seasons
1,175	Lou Henson, Hardin-Simmons 1963-66, New Mexico St. 67-75, Illinois 76-96, New Mexico St. 98-2004
1,154	Bob Knight, Army 1966-71, Indiana 72-2000, Texas Tech 02-04
1,047	Eddie Sutton, Creighton 1970-74, Arkansas 75-85, Kentucky 86-89, Oklahoma St. 91-2004
1,033	Hugh Durham, Florida St. 1967-78, Georgia 79-95, Jacksonville 98-2004
991	John Chaney, Cheyney 1973-82, Temple 83-2004
982	Jim Calhoun, Northeastern 1973-86, Connecticut 87-2004
959	Lute Olson, Long Beach St. 1974, Iowa 75-83, Arizona 84-2004
934	Mike Krzyzewski, Army 1976-80, Duke 81-2004
921	Billy Tubbs, Southwestern (Tex.) 1972-73, Oklahoma 81-94, TCU 95-2002, Lamar 1977-80, 2004
910	Jim Boeheim, Syracuse 1977-2004
888	Tom Penders, Tufts 1972-74, Columbia 75-78, Fordham 79-86, Rhode Island 87-88, Texas 89-98, George Washington 99-2001, Houston
861	Tom Davis, Lafayette 1972-77, Boston College 78-82, Stanford 83-86, Iowa 87-99, Drake 2004
842	Homer Drew, Bethel (Ind.) 1977-87, Ind.-South Bend 88, Valparaiso 89-2002, 04
827	Ben Braun, Siena Heights 1978-85, Eastern Mich. 86-96, California 97-2004
815	Gary Williams, American 1979-82, Boston College 83-86, Ohio St. 87-89, Maryland 90-2004

No. Coach, Team and Seasons

- 809 Gene Keady, Western Ky. 1979-80, Purdue 81-2004
 773 Nick Macarchuk, Canisius 1978-87, Fordham 88-99, Stony Brook 2000-04
 759 Dave Bike, Sacred Heart 1979-2004
 740 Dick Bennett, Wis.-Steven Point 1977-85, Wis.-Green Bay 86-95, Wisconsin 96-2001, Washington St. 04
 734 Danny Nee, Ohio 1981-86, Nebraska 87-2000, Robert Morris 01, Duquesne 02-04

MOST SEASONS**No. Coach, Team and Seasons**

- 40 Lou Henson, Hardin-Simmons 1963-66, Illinois 76-96, New Mexico St. 67-75, 98-2004
 38 Bob Knight, Army 1966-71, Indiana 72-2000, Texas Tech 02-04
 36 Hugh Durham, Florida St. 1967-78, Georgia 79-95, Jacksonville 98-2004
 34 Eddie Sutton, Creighton 1970-74, Arkansas 75-85, Kentucky 86-89, Oklahoma St. 91-2004
 32 Jim Calhoun, Northeastern 1973-86, Connecticut 87-2004
 32 John Chaney, Cheyney 1973-82, Temple 83-2004
 31 Lute Olson, Long Beach St. 1974, Iowa 75-83, Arizona 84-2004
 30 Tom Penders, Tufts 1972-74, Columbia 75-78, Fordham 79-86, Rhode Island 87-88, Texas 89-98, George Washington 99-2001, Houston
 29 Tom Davis, Lafayette 1972-77, Boston College 78-82, Stanford 83-86, Iowa 87-99, Drake 2004
 29 Mike Krzyzewski, Army 1976-80, Duke 81-2004
 29 Billy Tubbs, Southwestern (Tex.) 1972-73, Lamar 77-80, Oklahoma 81-94, TCU 95-2002, Lamar 04
 28 Jim Boeheim, Syracuse 1977-2004
 27 Ben Braun, Siena Heights 1978-85, Eastern Mich. 86-96, California 97-2004
 27 Homer Drew, Bethel (Ind.) 1977-87, Ind.-South Bend 88, Valparaiso 89-2002, 04
 27 Nick Macarchuk, Canisius 1978-87, Fordham 88-99, Stony Brook 2000-04
 26 Dick Bennett, Wis.-Steven Point 1977-85, Wis.-Green Bay 86-95, Wisconsin 96-2001, Washington St. 04
 26 Dave Bike, Sacred Heart 1979-2004
 26 Gene Keady, Western Ky. 1979-80, Purdue 81-2004
 26 Gary Williams, American 1979-82, Boston College 83-86, Ohio St. 87-89, Maryland 90-2004
 25 Rick Samuels, Iowa St. 1980, Eastern Ill. 81-2004

MOST SEASONS WITH CURRENT SCHOOL**No. Coach, Team and Seasons**

- 28 Jim Boeheim, #Syracuse 1977-2004
 26 Dave Bike, #Sacred Heart 1979-2004
 24 Gene Keady, Purdue 1981-2004
 24 Mike Krzyzewski, Duke 1981-2004
 24 Rick Samuels, Eastern Ill. 1981-2004
 23 Mike Vining, #La.-Monroe 1982-2004
 22 John Chaney, Temple 1983-2004
 22 Don Maestri, #Troy St. 1983-2004
 21 Tom Green, #Fairleigh Dickinson 1984-2004
 21 Lute Olson, Arizona 1984-2004
 21 Lafayette Stribling, #Mississippi Val. 1984-2004
 20 Greg Kampe, #Oakland 1985-2004
 18 Tom Brennan, Vermont 1987-2004
 18 Rick Byrd, Belmont 1987-2004
 18 Jim Calhoun, Connecticut 1987-2004
 18 Fang Mitchell, #Coppin St. 1987-2004
 18 L. Vann Pettaway, #Alabama A&M 1987-2004
 17 Riley Wallace, Hawaii 1988-2004
 21 Lou Henson, New Mexico St. 67-75, 99-2004
 16 Bob Thomason, Pacific 1989-2004

#has coached only at this school

MOST DIVISION I 20-WIN SEASONS**No. Coach, Team and Seasons**

- 27 Bob Knight, Army 1968-70, Indiana 73-2000, Texas Tech 02-04
 26 Jim Boeheim, Syracuse 1977-2004
 26 Lute Olson, Long Beach St. 1974, Iowa 77-83, Arizona 85-2004
 24 Eddie Sutton, Creighton 1974, Arkansas 77-85, Kentucky 86-88, Oklahoma St. 91-2004
 20 Lou Henson, Hardin-Simmons 1966, Illinois 80-91, New Mexico St. 68-2003
 20 Mike Krzyzewski, Army 1977, Duke 84-2004
 19 Jim Calhoun, Northeastern 1981-86, Connecticut 88-2004
 18 Billy Tubbs, Lamar 1979-80, Oklahoma 82-93, TCU 97-2001, Lamar
 17 Bob Huggins, Akron 86-89, Cincinnati 90-2004
 16 Tom Davis, Lafayette 1972-77, Boston College 79-82, Iowa 87-99, Drake
 16 John Chaney, Temple 1984-2001
 15 Gary Williams, American 1981-82, Boston College 83-85, Ohio St. 87-88, Maryland 97-2004

No. Coach, Team and Seasons

- 14 Gene Keady, Western Ky. 1980, Purdue 81-2000
 14 Roy Williams, Kansas 1990-2003, North Carolina
 12 Rick Pitino, Boston U. 1980-83, Providence 87, Kentucky 91-97, Louisville 2003-04
 11 Danny Nee, Ohio 1983-86, Nebraska 87-1999, Duquesne
 11 Tubby Smith, Tulsa 1994-95, Georgia 96-97, Kentucky 98-2004
 10 John Calipari, Massachusetts 1991-96, Memphis 2001-04
 10 Pat Kennedy, Iona 1982-85, Florida St. 89-97, DePaul 2000, Towson
 10 Tom Penders, Rhode Island 1987-88, Texas 89-96, George Washington 99, Houston
 10 Kelvin Sampson, Washington St. 1992-94, Oklahoma 95-2004

MOST CONSECUTIVE DIVISION I 20-WIN SEASONS**NO. COACH, TEAM AND SEASONS**

- 17 Lute Olson, Arizona 1988-2004
 14 Jim Boeheim, Syracuse 1983-96
 14 Roy Williams, Kansas 1990-2003
 12 Billy Tubbs, Oklahoma 1982-93
 11 Bob Huggins, Cincinnati 1992-2002
 11 Mike Krzyzewski, Duke 1984-94
 11 Tubby Smith, Tulsa 1994-95, Georgia 96-97, Kentucky 98-2004
 10 Eddie Sutton, Arkansas 1977-85, Kentucky 86
 9 Lou Henson, Illinois 83-91
 9 Joe Mullaney, Providence 1959-67
 8 Mike Krzyzewski, Duke 1997-2004
 8 Scott Prosser, Xavier 1997-2001, Wake Forest 02-04
 8 Gary Williams, Maryland 1997-2004
 7 Jim Boeheim, Syracuse 1998-2004
 7 Jim Calhoun, Connecticut 1998-2004
 7 Rick Pitino, Kentucky 1991-97
 7 Kelvin Sampson, Oklahoma 1998-2004
 7 Eddie Sutton, Oklahoma St. 1998-2004
 6 Dana Altman, Creighton 1999-2004
 6 Mike Brey, Delaware 1998-2000, Notre Dame 01-03
 6 John Calipari, Massachusetts 1991-96
 6 John Chaney, Temple 1996-2001
 6 Billy Donovan, Florida 1999-2004
 6 Homer Drew, Valparaiso 1994-99
 6 Gene Keady, Purdue 1983-88
 6 Tom Penders, Rhode Island 87-88, Texas 89-92
 6 Bill Self, Tulsa 1999-2000, Illinois 01-04

CURRENT MOST CONSECUTIVE DIVISION I 20-WIN SEASONS**No. Coach, Team and Seasons**

- 17 Lute Olson, Arizona 1988-2004
 11 Tubby Smith, Tulsa 1994-95, Georgia 96-97, Kentucky 98-2004
 8 Mike Krzyzewski, Duke 1997-2004
 8 Scott Prosser, Xavier 1997-01, Wake Forest 02-04
 8 Gary Williams, Maryland 1997-2004
 7 Jim Boeheim, Syracuse 1998-2004
 7 Jim Calhoun, Connecticut 1998-2004
 7 Kelvin Sampson, Oklahoma 1998-2004
 7 Eddie Sutton, Oklahoma St. 1998-2004
 6 Dana Altman, Creighton 1999-2004
 6 Billy Donovan, Florida 1999-2004
 6 Bill Self, Tulsa 1999-2000, Illinois 01-04
 5 Rick Barnes, Texas 2000-04
 5 Mark Few, Gonzaga 2000-04
 5 Stew Morrill, Utah St. 2000-04

MOST DIVISION I 30-WIN SEASONS**No. Coach, Team and Seasons**

- 8 Mike Krzyzewski, Duke 1986-2004
 5 Jim Calhoun, Connecticut 1990-2004
 5 Roy Williams, Kansas 1990-2003
 4 Bob Knight, Indiana 1975-93
 3 Jim Boeheim, Syracuse 1987-2003
 3 Rick Pitino, Kentucky 1993-97
 3 Eddie Sutton, Arkansas 1978, Kentucky 86, Oklahoma St. 2004
 3 Billy Tubbs, Oklahoma 1985-89
 2 John Calipari, Massachusetts 1992-96
 2 John Chaney, Temple 1987-88
 2 Tom Izzo, Michigan St. 1999-2000
 2 Lute Olson, Arizona 1988-98
 2 Tubby Smith, Kentucky 1998-2003

MOST TEAMS**No. Coach, Team and Seasons**

- 7 Tom Penders, Tufts 1972-74, Columbia 75-78, Fordham 79-86, Rhode Island 87-88, Texas 89-98, George Washington 99-2001, Houston
 5 John Beilein, Nazareth 1983, Le Moyne 84-92, Canisius 93-97, Richmond 98-2002, West Virginia 03-04

No. Coach, Team and Seasons

- 5 Tom Davis, Lafayette 1972-77, Boston College 78-82, Stanford 83-86, Iowa 87-99, Drake 2004
- 5 Mike Deane, Oswego St. 1981-82, Siena 87-94, Marquette 95-99, Lamar 2000-03, Wagner 04
- 5 Pat Kennedy, Iona 1981-86, Florida St. 87-97, DePaul 98-2002, Montana 03-04, Towson
- 5 Lon Kruger, Tex.-Pan American 1983-86, Kansas St. 87-90, Florida 91-92, 94-96, Illinois 97-2000, UNLV
- 4 Steve Aggers, Great Falls 1980-85, Wayne St. (Neb.) 86-90, Eastern Wash. 96-2000, Loyola Marymount 01-04
- 4 Rick Barnes, George Mason 1988, Providence 89-94, Clemson 95-98, Texas 99-2004
- 4 Dick Bennett, Wis.-Stevens Point 1981-85, Wis.-Green Bay 86-95, Wisconsin 96-2001, Washington St. 04
- 4 Kermit Davis Jr., Idaho 1989-90, Texas A&M 91, Idaho 97, Middle Tenn. 2003-04
- 4 Gary Garner, Mo. Southern St. 1977, Drake 82-88, Fort Hays St. 92-97, Southeast Mo. St. 98-2004
- 4 Ritchie McKay, Portland St. 1997-98, Colorado St. 99-2000, Oregon St. 01-02, New Mexico 03-04
- 4 Danny Nee, Ohio 1981-86, Nebraska 87-2000, Robert Morris 01, Duquesne 02-04
- 4 Rick Pitino, Boston U. 1979-83, Providence 86-87, Kentucky 90-97, Louisville 2002-04
- 4 Oliver Purnell, Radford 1989-91, Old Dominion 92-94, Dayton 95-2003, Clemson 04
- 4 Phil Rowe, New England Col. 1980-84, Plymouth St. 86-90, Keene St. 97-99, New Hampshire 2000-04
- 4 Bill Self, Oral Roberts 1994-97, Tulsa 98-2000, Illinois 01-03, Kansas 04
- 4 Eddie Sutton, Creighton 1970-74, Arkansas 75-85, Kentucky 86-89, Oklahoma St. 91-2004
- 4 Billy Tubbs, Southwestern (Tex.) 1972-73, Oklahoma 81-94, TCU 95-2002, Lamar 1977-80, 2004
- 4 Al Walker, Colorado Col. 1989-93, Cornell 94-96, Chaminade 97-2000, Binghamton 01-04
- 4 Gary Williams, American 1979-82, Boston College 83-86, Ohio St. 87-89, Maryland 90-2004
- 4 Jim Woodriddle, Central Mo. St. 1986-91, Southwest Tex. St. 92-94, Louisiana Tech 95-98, Kansas St. 2001-04
- 4 Rich Zvosec, St. Francis (N.Y.) 1989-91, North Fla. 93-97, Millersville 98, UMKC 2002-04

All-Time Coaching Longevity Records

(Minimum 10 years as a Division I head coach)

MOST GAMES

- No. Coach, Team and Seasons**
- 1,354 Jim Phelan, Mt. St. Mary's 1955-03
- 1,180 Lefty Driesell, Davidson 1961-69, Maryland 70-86, James Madison 89-97, Georgia St. 1998-2003
- 1,175 Lou Henson, Hardin-Simmons 1963-66, Illinois 76-96, New Mexico St. 67-75, 98-2004*
- 1,154 Bob Knight, Army 1966-71, Indiana 72-2000, Texas Tech 02-04*
- 1,133 Dean Smith, North Carolina 1962-97
- 1,103 Hank Iba, Northwest Mo. St. 1930-33, Colorado 34, Oklahoma St. 35-70
- 1,102 Norm Stewart, Northern Iowa 1962-67, Missouri 68-99
- 1,080 Marv Harshman, Pacific Lutheran 1946-58, Washington St. 59-71, Washington 72-85
- 1,078 Ray Meyer, DePaul 1943-84
- 1,072 Don Haskins, UTEP 1962-99
- 1,066 Adolph Rupp, Kentucky 1931-72
- 1,061 Ed Diddle, Western Ky. 1923-64
- 1,047 Eddie Sutton, Creighton 1970-74, Arkansas 75-85, Kentucky 86-89, Oklahoma St. 91-2004*
- 1,039 Ralph Miller, Wichita St. 1952-64, Iowa 65-70, Oregon St. 71-89
- 1,033 Hugh Durham, Florida St. 1967-78, Georgia 79-95, Jacksonville 98-2004*
- 1,017 Norm Sloan, Presbyterian 1952-55, Citadel 57-60, North Carolina St. 67-80, Florida 61-66, 81-89
- 1,010 Phog Allen, Baker 1906-08, Haskell 1909, Central Mo. St. 13-19, Kansas 08-09, 20-56
- 1,000 Gene Bartow, Central Mo. St. 1962-64, Valparaiso 65-70, Memphis 71-74, Illinois 75, UCLA 76-77, UAB 79-96
- 992 Slat Gill, Oregon St. 1929-64
- 991 John Chaney, Cheyney 1973-82, Temple 83-2004*

*active

MOST SEASONS

- No. Coach, Team and Seasons**
- 50 Phog Allen, Baker 1906-08, Haskell 09, Central Mo. St. 13-19, Kansas 08-09, 20-56
- 49 Jim Phelan, Mt. St. Mary's 1955-03
- 42 Ed Diddle, Western Ky. 1923-64

No. Coach, Team and Seasons

- 42 Ray Meyer, DePaul 1943-84
- 41 Lefty Driesell, Davidson 1961-69, Maryland 70-86, James Madison 89-97, Georgia St. 98-2003
- 41 Tony Hinkle, Butler 1927-42, 46-70
- 41 Hank Iba, Northwest Mo. St. 1930-33, Colorado 34, Oklahoma St. 35-70
- 41 Adolph Rupp, Kentucky 1931-72
- 40 Marv Harshman, Pacific Lutheran 1946-58, Washington St. 59-71, Washington 72-85
- 40 Lou Henson, Hardin-Simmons 1963-66, Illinois 76-96, New Mexico St. 67-75, 98-2004*
- 39 Cal Luther, DePaul 1955-58, Murray St. 59-74, Longwood 82-90, Tenn.-Martin 91-99, Bethel (Tenn.) 2000
- 38 Fred Enke, Louisville 1924-25, Arizona 26-61
- 38 Don Haskins, UTEP 1962-99
- 38 Bob Knight, Army 1966-71, Indiana 72-2000, Texas Tech 02-04*
- 38 Ralph Miller, Wichita St. 1952-64, Iowa 65-70, Oregon St. 71-89
- 38 Norm Stewart, Northern Iowa 1962-67, Missouri 68-99
- 37 Nat Holman, CCNY 1920-52, 55-56, 59-60
- 37 Norm Sloan, Presbyterian 1952-55, Citadel 57-60, North Carolina St. 67-80, Florida 61-66, 81-89
- 36 Hugh Durham, Florida St. 1967-78, Georgia 79-95, Jacksonville 98-2004*
- 36 Slat Gill, Oregon St. 1929-64
- 36 Cam Henderson, Muskingum 1920-23, Davis & Elkins 24-35, Marshall 36-55
- 36 Eldon Miller, Wittenberg 1963-70, Western Mich. 71-76, Ohio St. 77-86, Northern Iowa 87-98
- 36 Bill Reinhart, Oregon 1924-35, George Washington 36-42, 50-66
- 36 Dean Smith, North Carolina 1962-97
- 36 Glenn Wilkes, Stetson 1958-93

*active

MOST SEASONS AT ONE SCHOOL

- No. Coach, Team and Seasons**
- 49 James Phelan, #Mt. St. Mary's 1955-2003
- 42 Ed Diddle, #Western Ky. 1923-64
- 42 Ray Meyer, #DePaul 1943-84
- 41 Tony Hinkle, #Butler 1927-42, 46-70
- 41 Adolph Rupp, #Kentucky 1931-52, 54-72
- 39 Phog Allen, Kansas 1908-09, 20-56
- 38 Don Haskins, #UTEP 1962-99
- 37 Nat Holman, #CCNY 1920-52, 55-56, 59-60
- 36 Fred Enke, Arizona 1926-61
- 36 Slat Gill, #Oregon St. 1929-64
- 36 Hank Iba, Oklahoma St. 1935-70
- 36 Dean Smith, #North Carolina 1962-97
- 36 Glenn Wilkes, #Stetson 1958-93
- 35 Howard Cann, #New York U. 1924-58
- 34 Nelson Norgren, #Chicago 1922-42, 45-57
- 32 Norm Stewart, Missouri 1968-99
- 31 Doc Carlson, #Pittsburgh 1923-53
- 31 Taps Gallagher, #Niagara 1932-43, 47-65
- 31 Cy McClairn, #Bethune-Cookman 1962-66, 68-93
- 30 Denny Crum, #Louisville 1972-2001
- 30 Jack Friel, #Washington St. 1929-58
- 30 Guy Lewis, #Houston 1957-86
- 30 Nibs Price, #California 1925-54

*active; #has coached only at this school

MOST DIVISION I 20-WIN SEASONS

- No. Coach, Team and Seasons**
- 30 Dean Smith, North Carolina 1962-97
- 27 Bob Knight, Army 1968-70, Indiana 73-2000, Texas Tech 02-04*
- 26 Jim Boeheim, Syracuse 1977-2004*
- 26 Lute Olson, Long Beach St. 1974, Iowa 77-83, Arizona 85-2004*
- 25 Jerry Tarkanian, Long Beach St. 1970-73, UNLV 74-92, Fresno St. 96-98
- 24 Eddie Sutton, Creighton 1974, Arkansas 77-85, Kentucky 86-88, Oklahoma St. 91-2004*
- 23 Adolph Rupp, Kentucky 1933-72
- 22 Lefty Driesell, Davidson 1963-69, Maryland 72-83, James Madison 90-94, Georgia St. 2001-04
- 21 Denny Crum, Louisville 1972-97
- 20 Lou Henson, Hardin-Simmons 1966, Illinois 80-91, New Mexico St. 68-2003*
- 20 Mike Krzyzewski, Army 1977, Duke 84-2004*
- 19 Jim Calhoun, Northeastern 1981-86, Connecticut 88-2004*
- 19 John Thompson, Georgetown 1976-97
- 18 Lou Carnesecca, St. John's (N.Y.) 1967-91
- 18 Ed Diddle, Western Ky. 1934-60
- 18 Billy Tubbs, Lamar 1979-80, Oklahoma 82-93, TCU 97-2001, Lamar*
- 18 John Wooden, Indiana St. 1948, UCLA 49-75
- 17 Don Haskins, UTEP 1964-95
- 17 Bob Huggins, Akron 1986-89, Cincinnati 90-2004*
- 17 Mike Montgomery, Montana 1983-86, Stanford 88-2004
- 17 Norm Stewart, Missouri 1972-99

*active

MOST CONSECUTIVE DIVISION I 20-WIN SEASONS**No. Coach, Team and Seasons**

- 27 Dean Smith, North Carolina 1971-97
 17 Lute Olson, Arizona 1988-2004*
 14 Jim Boeheim, Syracuse 1983-96*
 14 Roy Williams, Kansas 1990-2003*
 13 Denny Crum, Louisville 1972-84
 13 John Thompson, Georgetown 1978-90
 12 Billy Tubbs, Oklahoma 1982-93*
 11 Bob Huggins, Cincinnati 1992-2002*
 11 Mike Krzyzewski, Duke 1984-94*
 11 Al McGuire, Marquette 1967-77
 11 Tubby Smith, Tulsa 1994-95, Georgia 96-97, Kentucky 98-2004*
 11 Jerry Tarkanian, Long Beach St. 1970-73, UNLV 74-80
 11 Jerry Tarkanian, UNLV 1982-92
 10 Everett Case, North Carolina St. 1947-56
 10 Mike Montgomery, Stanford 1995-2004
 10 G. Ott Romney, Montana St. 1924-28, Brigham Young 29-33
 10 Eddie Sutton, Arkansas 1977-85, Kentucky 86*
 9 Ed Diddle, Western Ky. 1934-43
 9 Lou Henson, Illinois 83-91*
 9 John Kresse, Col. of Charleston 1994-2002
 9 Joe Mullaney, Providence 1959-67*
 9 Nolan Richardson, Arkansas 1988-96
 9 John Wooden, UCLA 1967-75

*active

MOST DIVISION I 30-WIN SEASONS**No. Coach, Team and Seasons**

- 8 Mike Krzyzewski, Duke 1986-2004*
 5 Jim Calhoun, Connecticut 1990-2004*
 5 Roy Williams, Kansas 1990-2003*
 4 Bob Knight, Indiana 1975-93*
 4 Nolan Richardson, Arkansas 1990-95
 4 Adolph Rupp, Kentucky 1947-51
 4 Jerry Tarkanian, UNLV 1986-91
 4 John Wooden, UCLA 1964-1973
 3 Jim Boeheim, Syracuse 1987-2003*
 3 Denny Crum, Louisville 1980-86
 3 Guy Lewis, Houston 1968-84
 3 Mike Montgomery, Stanford 1998-2004
 3 Rick Pitino, Kentucky 1993-97*
 3 Dean Smith, North Carolina 1982-93
 3 Eddie Sutton, Arkansas 1978, Kentucky 86, Oklahoma St. 2004*
 3 John Thompson, Georgetown 1982-85
 3 Billy Tubbs, Oklahoma 1985-89*
 2 Forddy Anderson, Bradley 1950-51
 2 John Calipari, Massachusetts 1992-96*
 2 Lou Carnesecca, St. John's (N.Y.) 1985-86
 2 John Chaney, Temple 1987-88*
 2 Tom Izzo, Michigan St. 1999-2000*
 2 Rick Majerus, Utah 1991-98
 2 Lute Olson, Arizona 1988-98*
 2 G. Ott Romney, Montana St. 1927-28
 2 Tubby Smith, Kentucky 1998-2003*

*active

MOST TEAMS**No. Coach, Team and Seasons**

- 7 Ben Jobe, Talladega 1965-67, Alabama St. 68, South Carolina St. 69-73, Denver 79-80, Alabama A&M 83-86, Tuskegee 97-2000, Southern U. 1987-96, 2002-03

No. Coach, Team and Seasons

- 7 Tom Penders, Tufts 1972-74, Columbia 75-78, Fordham 79-86, Rhode Island 87-88, Texas 89-98, George Washington 99-2001, Houston*
 7 Elmer Ripley, Wagner 1923-25, Georgetown 28-29, 39-43, 47-49, Yale 30-35, Columbia 44-45, Notre Dame 46, John Carroll 50-51, Army 52-53
 7 Bob Vanatta, Central Methodist 1943, 48-50, Southwest Mo. St. 51-53, Army 54, Bradley 55-56, Memphis 57-62, Missouri 63-67, Delta St. 73
 6 J.D. Barnett, Lenoir Rhyne 1970, High Point 71, Louisiana Tech 78-79, Va. Commonwealth 80-85, Tulsa 86-91, Northwestern St. 95-99
 6 Gene Bartow, Central Mo. St. 1962-64, Valparaiso 65-70, Memphis 71-74, Illinois 75, UCLA 76-77, UAB 79-96
 6 Bill E. Foster, Bloomsburg 1961-63, Rutgers 64-71, Utah 72-74, Duke 75-80, South Carolina 81-86, Northwestern 87-93
 6 George Keogan, Wis.-Superior 1913-14, St. Louis 16, St. Thomas (Minn.) 18, Allegheny 19, Valparaiso 20-21, Notre Dame 24-43
 6 Press Maravich, West Va. Wesleyan 1950, Davis & Elkins 51-52, Clemson 57-62, North Carolina St. 65-66, LSU 67-72, Appalachian St. 73-75
 6 Harry Miller, Western St. 1953-58, Fresno St. 61-65, Eastern N.M. 66-70, North Texas 71, Wichita St. 72-78, Stephen F. Austin 79-88
 6 Hal Wissel, TCNJ 1965-67, Lafayette 68-71, Fordham 72-76, Fla. Southern 78-82, Charlotte 83-85, Springfield 87-90
 5 John Beilein, Nazareth 1983, Le Moyne 84-92, Canisius 93-97, Richmond 99-2002, West Virginia 03-04*
 5 Ozzie Cowles, Carleton 1925-30, Wis.-River Falls 34-36, Dartmouth 37-43, 45-46, Michigan 47-48, Minnesota 49-59
 5 Tom Davis, Lafayette 1972-77, Boston College 78-82, Stanford 83-86, Iowa 87-99, Drake 2004*
 5 Mike Deane, Oswego St. 1981-82, Siena 87-94, Marquette 95-99, Lamar 2000-03, Wagner 04*
 5 Don DeVoe, Virginia Tech 1972-76, Wyoming 77-78, Tennessee 79-89, Florida 90, Navy 93-2004*
 5 Bill C. Foster, Shorter 1963-67, Charlotte 71-75, Clemson 76-84, Miami (Fla.) 86-90, Virginia Tech 92-97
 5 Ron Greene, Loyola (La.) 1968-69, New Orleans 70-77, Mississippi St. 78, Murray St. 79-85, Indiana St. 86-89
 5 Blair Gullion, Earlham 1928-35, Tennessee 36-38, Cornell 39-42, Connecticut 46-47, Washington-St. Louis 48-52, 54-59
 5 Pat Kennedy, Iona 1981-86, Florida St. 87-97, DePaul 98-2002, Montana 03-04, Towson*
 5 Lon Kruger, Tex.-Pan American 1983-86, Kansas St. 87-90, Florida 91-92, Illinois 97-2000, UNLV
 5 Tate Locke, Army 1964-65, Miami (Ohio) 67-70, Clemson 71-75, Jacksonville 79-81, Indiana St. 90-94
 5 Ken Loeffler, Geneva 1929-35, Yale 36-42, Denver 46, La Salle 50-55, Texas A&M 56-57
 5 Cal Luther, DePauw 1955-58, Murray St. 59-74, Longwood 82-90, Tenn.-Martin 91-99, Bethel (Tenn.) 2000
 5 John Mauer, Kentucky 1928-30, Miami (Ohio) 31-38, Tennessee 39-43, 45-47, Army 48-51, Florida 52-60
 5 Lynn Nance, Iowa St. 1977-80, Central Mo. St. 81-85, St. Mary's (Cal.) 87-89, Washington 90-93, Southwest Baptist 97-99
 5 Norm Shepard, North Carolina 1924, Guilford 29, Randolph-Macon 30-36, Davidson 38-49, Harvard 50-54
 5 Gordon Stauffer, Washburn 1967, Indiana St. 68-75, IPFW 76-79, Geneva 80-81, Nicholls 82-90
 5 E.J. Stewart, Purdue 1909, Oregon St. 12-16, Nebraska 17-19, Texas 24-27, UTEP 28
 5 Tex Winter, Marquette 1952-53, Kansas St. 54-68, Washington 69-71, Northwestern 74-78, Long Beach St. 79-83

*active

Season	United Press International	The Associated Press	U.S. Basketball Writers Assn.	National Assn. of Basketball Coaches	Naismith	The Sporting News	CBS/Chevrolet
1981	Ralph Miller Oregon St.	Ralph Miller Oregon St.	Ralph Miller Oregon St.	Ralph Miller Oregon St. Jack Hartman Kansas St.		Dale Brown LSU	Dale Brown LSU
1982	Norm Stewart Missouri	Ralph Miller Oregon St.	John Thompson Georgetown	Don Monson Idaho		Ralph Miller Oregon St.	Gene Keady Purdue
1983	Jerry Tarkanian UNLV	Guy Lewis Houston	Lou Carnesecca St. John's (N.Y.)	Lou Carnesecca St. John's (N.Y.)		Denny Crum Louisville	Lou Carnesecca St. John's (N.Y.)
1984	Ray Meyer DePaul	Ray Meyer DePaul	Gene Keady Purdue	Marv Harshman Washington		John Thompson Georgetown	Gene Keady Purdue
1985	Lou Carnesecca St. John's (N.Y.)	Bill Frieder Michigan	Lou Carnesecca St. John's (N.Y.)	John Thompson Georgetown		Lou Carnesecca St. John's (N.Y.)	Dale Brown LSU
1986	Mike Krzyzewski Duke	Eddie Sutton Kentucky	Dick Versace Bradley	Eddie Sutton Kentucky		Denny Crum Louisville	Mike Krzyzewski Duke
1987	John Thompson Georgetown	Tom Davis Iowa	John Chaney Temple	Rick Pitino Providence	Bob Knight Indiana	Rick Pitino Providence	Joey Meyer DePaul
1988	John Chaney Temple	John Chaney Temple	John Chaney Temple	John Chaney Temple	Larry Brown Kansas	John Chaney Temple	John Chaney Temple
1989	Bob Knight Indiana	Bob Knight Indiana	Bob Knight Indiana	P.J. Carlesimo Seton Hall	Mike Krzyzewski Duke	P.J. Carlesimo Seton Hall	Lute Olson Arizona
1990	Jim Calhoun Connecticut	Jim Calhoun Connecticut	Roy Williams Kansas	Jud Heathcote Michigan St.	Bobby Cremins Georgia Tech	Jim Calhoun Connecticut	Jim Calhoun Connecticut
1991	Rick Majerus Utah	Randy Ayers Ohio St.	Randy Ayers Ohio St.	Mike Krzyzewski Duke	Randy Ayers Ohio St.	Rick Pitino Kentucky	Randy Ayers Ohio St.
1992	Perry Clark Tulane	Roy Williams Kansas	Perry Clark Tulane	George Raveling Southern California	Mike Krzyzewski Duke	Mike Krzyzewski Duke	George Raveling Southern California
1993	Eddie Fogler Vanderbilt	Eddie Fogler Vanderbilt	Eddie Fogler Vanderbilt	Eddie Fogler Vanderbilt	Dean Smith North Carolina	Eddie Fogler Vanderbilt	Eddie Fogler Vanderbilt
1994	Norm Stewart Missouri	Norm Stewart Missouri	Charlie Spoonhour St. Louis	Nolan Richardson Arkansas	Nolan Richardson Arkansas	Norm Stewart Missouri	Nolan Richardson Arkansas
1995	Leonard Hamilton Miami (Fla.)	Kelvin Sampson Oklahoma	Kelvin Sampson Oklahoma	Jim Harrick UCLA	Jim Harrick UCLA	Jud Heathcote Michigan St.	Gene Keady Purdue
1996	Gene Keady Purdue	Gene Keady Purdue	Gene Keady Purdue	John Calipari Massachusetts	John Calipari Massachusetts	John Calipari Massachusetts	Gene Keady Purdue
1997		Clem Haskins Minnesota	Clem Haskins Minnesota	Clem Haskins Minnesota	Roy Williams Kansas	Roy Williams Kansas	Clem Haskins Minnesota
1998		Tom Izzo Michigan St.	Tom Izzo Michigan St.	Bill Guthridge North Carolina	Bill Guthridge North Carolina	Bill Guthridge North Carolina	Bill Guthridge North Carolina
1999		Cliff Ellis Auburn	Cliff Ellis Auburn	Mike Krzyzewski Duke	Mike Krzyzewski Duke	Cliff Ellis Auburn	Cliff Ellis Auburn
2000		Larry Eustachy Iowa St.	Larry Eustachy Iowa St.	Gene Keady Purdue	Mike Montgomery Stanford	Bob Huggins Cincinnati Bill Self Tulsa	Mike Krzyzewski Duke
2001		Matt Doherty North Carolina	Al Skinner Boston College	Tom Izzo Michigan St.	Rod Barnes Mississippi	Al Skinner Boston College	Al Skinner Boston College
2002		Ben Howland Pittsburgh	Bob Howland Pittsburgh	Kelvin Sampson Oklahoma	Ben Howland Pittsburgh	Ben Howland Pittsburgh	Kelvin Sampson Oklahoma
2003		Tubby Smith Kentucky	Tubby Smith Kentucky	Tubby Smith Kentucky	Tubby Smith Kentucky	Tubby Smith Kentucky	Tubby Smith Kentucky
2004		Phil Martelli St. Joseph's	Phil Martelli St. Joseph's	Phil Martelli St. Joseph's Mike Montgomery Stanford	Phil Martelli St. Joseph's	Mike Montgomery Stanford	Phil Martelli St. Joseph's

Basketball Times Coach of the Year: 1982-Gale Catlett, West Virginia; 1983-Lou Carnesecca, St. John's (N.Y.); 1984-Jerry Tarkanian, UNLV; 1985-Bobby Cremins, Georgia Tech; 1986-Mike Krzyzewski, Duke; 1987-Wimp Sanderson, Alabama; 1988-Lute Olson, Arizona; 1989-Bob Knight, Indiana; 1990-Rick Pitino, Kentucky; 1991-Rick Majerus, Utah; 1992-Steve Fisher, Michigan; 1993-Dean Smith, North Carolina; 1994-Norm Stewart, Missouri; 1995-Eddie Sutton, Oklahoma St.; 1996-John Calipari, Massachusetts; 1997-Mike Krzyzewski, Duke; 1998-Bob Huggins, Cincinnati; 1999-Tom Izzo, Michigan St.; 2000-Mike Montgomery, Stanford; 2001-Al Skinner, Boston College; 2002-Bob Knight, Texas Tech.; 2003-Tubby Smith, Kentucky; 2004-Mike Montgomery, Stanford.

Legends of Coaching Award: 1999-Dean Smith, North Carolina; 2000-Mike Krzyzewski, Duke; 2001-Lute Olson, Arizona; 2002-Denny Crum, Louisville; 2003-Roy Williams, Kansas; 2004-Mike Montgomery, Stanford.

Division II Coaching Records

Winningest Active Coaches

(Minimum five years as a head coach; includes record at four-year colleges only.)

BY PERCENTAGE

Coach, Team	Years	Won	Lost	Pct.
1. Ray Harper, Ky. Wesleyan	8	227	33	.873
2. Scott Nagy, South Dakota St.	9	210	59	.781
3. Dave Robbins, Virginia Union	26	608	172	.779
4. Mike Dunlap, Metro St.	12	278	91	.753
5. Rand Chappell, Central Ark.	9	218	72	.752
6. Bob Chipman, Washburn	25	586	197	.748
7. Don Meyer, Northern St.	32	793	269	.747
8. Henry Clark, Cal St. Bakersfield	7	146	51	.741
9. Gordon Gibbons, Clayton St.	14	310	115	.729
10. Tom Kropp, Neb.-Kearney	14	303	113	.728
11. Brian Beaury, St. Rose	18	405	152	.727
12. Herb Magee, Philadelphia U.	37	772	297	.722
13. Rick Cooper, West Tex. A&M	17	369	147	.715
14. Stan Spirou, Southern N.H.	19	407	167	.709
15. Richard Schmidt, Tampa	23	475	202	.702
16. Dave Boots, South Dakota	22	431	189	.695
17. Kevin Luke, Michigan Tech.	10	202	92	.687
18. Lonn Reisman, Tarleton St.	16	321	154	.676
19. Herman Meyer, St. Mary's (Tex.)	26	507	246	.673
20. Ken Wagner, BYU-Hawaii	14	273	135	.669
21. Luke D'Alessio, Bowie St.	5	99	49	.669
22. Ed Douma, Hillsdale	29	513	262	.662
23. Craig Carse, Mont. St.-Billings	13	244	125	.661
24. Steve Tappmeyer, Northwest Mo. St.	16	306	157	.661
25. Kevin Schlagel, St. Cloud St.	8	139	72	.659
26. Jerry Johnson, LeMoyn-Owen	46	815	425	.657
27. Tom Galeazzi, C.W. Post	23	439	230	.656
28. Steve Rives, Delta St.	19	353	187	.654
29. Greg Walcavich, Edinboro	23	421	226	.651
30. Dick DeLaney, West Chester	17	306	166	.648
31. Herbert Greene, Columbus St.	25	464	252	.648
32. Keith Dickson, St. Anselm	18	344	188	.647
33. Jerry Slocum, Gannon	29	562	314	.642
34. Larry Gipson, Northeastern St.	12	222	127	.636
35. Michael Bernard, Shaw	19	343	200	.632
36. Jim Heaps, Mesa St.	8	139	82	.629
37. Brad Jackson, Western Wash.	19	353	210	.627
38. Jim Baker, Catawba	10	178	107	.625
39. Rich Glas, North Dakota	26	457	277	.623
40. Tom Ryan, Eckerd	8	144	87	.623
41. Tom Klusman, Rollins	24	420	258	.619
42. Steve Joyner, Johnson Smith	17	303	187	.618
43. Bill Brown, California (Pa.)	18	300	187	.616
44. Tim Miles, North Dakota St.	9	160	100	.615
45. Charlie Bruns, Alas. Anchorage	11	186	117	.614
46. Dave Davis, Pfeiffer	13	226	143	.612
47. Ed Murphy, West Ga.	25	437	277	.612
48. Fred Thompson, Millersville	6	101	64	.612
49. Greg Sparling, Central Wash.	10	158	101	.610
50. Mike Sandifar, Oakland City	22	381	245	.609
51. Tom Smith, Mo. Western St.	29	504	326	.607
52. Joe Folda, Colorado St.-Pueblo	20	343	224	.605
53. Ron Righter, Clarion	18	289	189	.605
54. Art Luptowski, American Int'l	15	261	171	.604
55. Jeff Morgan, Harding	12	202	133	.603
56. Jim Harter, Pace	7	111	73	.603
57. Gary Tuell, Nova Southeastern	17	309	205	.601
58. Jay Lawson, Bentley	13	221	147	.601
59. Gregg Nibert, Presbyterian	15	264	176	.600
60. Joe Esposito, Angelo St.	6	99	68	.593
61. Tom Billeter, Augustana (S.D.)	6	103	71	.592
62. Darren Metress, Belmont Abbey	8	134	93	.590
63. Todd Sturgeon, Indianapolis	7	115	80	.590
64. Lonnie Porter, Regis (Colo.)	27	441	308	.589
65. Terry Sellers, GC&SU	11	180	128	.584
66. Gary Edwards, Indiana (Pa.)	20	340	244	.582
67. Don Hogan, West Fla.	11	176	127	.581
68. Gene Iba, Pittsburg St.	24	400	290	.580
69. Roger Lyons, Ashland	11	174	126	.580
70. Gary Holquist, Minn.-Duluth	6	103	75	.579

BY VICTORIES

(Minimum five years as a head coach; includes record at four-year colleges only.)

Coach, Team	Years	Won	Lost	Pct.
1. Jerry Johnson, LeMoyn-Owen	46	815	425	.657
2. Don Meyer, Northern St.	32	793	269	.747
3. Herb Magee, Philadelphia U.	37	772	297	.722
4. Dave Robbins, Virginia Union	26	608	172	.779
5. Bob Chipman, Washburn	25	586	197	.748
6. Jerry Slocum, Gannon	29	562	314	.642
7. Ed Douma, Hillsdale	29	513	262	.662
8. Herman Meyer, St. Mary's (Tex.)	26	507	246	.673
9. Tom Smith, Mo. Western St.	29	504	326	.607
10. Richard Schmidt, Tampa	23	475	202	.702
11. Herbert Greene, Columbus St.	25	464	252	.648
12. Oliver Jones, Tuskegee	32	459	424	.520
13. Rich Glas, North Dakota	26	457	277	.623
14. Lonnie Porter, Regis (Colo.)	27	441	308	.589
15. Tom Galeazzi, C.W. Post	23	439	230	.656
16. Ed Murphy, West Ga.	25	437	277	.612
17. Dave Boots, South Dakota	22	431	189	.695
18. Greg Walcavich, Edinboro	23	421	226	.651
19. Tom Klusman, Rollins	24	420	258	.619
20. Stan Spirou, Southern N.H.	19	407	167	.709
21. Brian Beaury, St. Rose	18	405	152	.727
22. Gene Iba, Pittsburg St.	24	400	290	.580
23. Dave Yanai, Cal St. L.A.	27	400	328	.549
24. Mike Sandifar, Oakland City	22	381	245	.609
25. Rick Cooper, West Tex. A&M	17	369	147	.715
26. Art Leary, Southern Conn. St.	26	362	373	.493
27. Steve Rives, Delta St.	19	353	187	.654
27. Brad Jackson, Western Wash.	19	353	210	.627
29. Bert Hammel, Merrimack	24	350	330	.515
30. Keith Dickson, St. Anselm	18	344	188	.647
31. Michael Bernard, Shaw	19	343	200	.632
31. Joe Folda, Colorado St.-Pueblo	20	343	224	.605
33. Tom Wood, Humboldt St.	23	342	297	.535
34. Gary Edwards, Indiana (Pa.)	20	340	244	.582
35. John Lentz, Lenoir-Rhyne	21	326	262	.554
36. Lonn Reisman, Tarleton St.	16	321	154	.676
37. Mike Nienaber, Christian Bros.	21	313	349	.473
38. Gordon Gibbons, Clayton St.	14	310	115	.729
39. Gary Tuell, Nova Southeastern	17	309	205	.601
40. Steve Tappmeyer, Northwest Mo. St.	16	306	157	.661
40. Dick DeLaney, West Chester	17	306	166	.648
42. Tom Kropp, Neb.-Kearney	14	303	113	.728
42. Steve Joyner, Johnson Smith	17	303	187	.618
44. Bill Brown, California (Pa.)	18	300	187	.616
45. Dean Ellis, Northern Mich.	18	291	216	.574
46. Ron Righter, Clarion	18	289	189	.605
47. Mike Dunlap, Metro St.	12	278	91	.753
48. Ron Spry, Paine	18	277	220	.557
49. Ken Wagner, BYU-Hawaii	14	273	135	.669
50. Gregg Nibert, Presbyterian	15	264	176	.600
50. Eddie Payne, S.C. Upstate	18	264	253	.511
52. Art Luptowski, American Int'l	15	261	171	.604
53. Jay DeFruscio, Wheeling Jesuit	15	250	183	.577
54. Bob Hofman, Fort Lewis	16	249	203	.551
55. Prescott Smith, Cal St. Chico	17	246	227	.520
56. Dale Clayton, Carson-Newman	16	245	207	.542
57. Craig Carse, Mont. St.-Billings	13	244	125	.661
58. Steve Cox, Concord	15	243	193	.557
59. Dan Schmotzer, Coker	17	241	213	.531
60. Tom Ackerman, Assumption	19	240	280	.462
61. Rick Reedy, West Ala.	20	238	296	.446
62. Robert Corn, Mo. Southern St.	15	237	185	.562
63. Ray Harper, Ky. Wesleyan	8	227	33	.873
64. Dave Davis, Pfeiffer	13	226	143	.612
65. Bob Rukavina, Pitt.-Johnstown	15	225	176	.561
66. Bill Clingan, Mount Olive	14	224	168	.571
67. Larry Gipson, Northeastern St.	12	222	127	.636
68. Jay Lawson, Bentley	13	221	147	.601
69. Lennie Acuff, Ala.-Huntsville	13	219	171	.562
70. Rand Chappell, Central Ark.	9	218	72	.752

Winningest Coaches All-Time

(Minimum 10 head coaching seasons in Division II)

BY PERCENTAGE

Coach (Team coached, tenure)	Years	Won	Lost	Pct.
1. Walter Harris (Philadelphia 1954-65, 67)	13	240	56	.811
2. Dolph Stanley (Beloit 1946-57)	12	238	56	.810
3. Ed Adams (N.C. Central 1935-36, Tuskegee 37-49, Texas Southern 50-58)	24	643	153	.808
4. Dave Robbins (Virginia Union 1979-03)*	26	608	172	.779
5. Charles Christian (Norfolk St. 1974-90)	14	318	95	.770
6. Lucias Mitchell (Alabama St. 1964-67, Kentucky St. 68-75, Norfolk St. 79-81)	15	325	103	.759
7. Dean Nicholson (Central Wash. 1965-90)	26	620	199	.757
8. Bob Chipman (Washburn 1980-04)*	25	586	197	.748
9. John Kochan (Millersville 1984-96)	13	285	96	.748
10. Joe Hutton (Hamline 1932-65)	34	591	207	.741
11. Harry Good (Indianapolis 1929-43, Indiana 44-46)	18	230	81	.740
12. Ed Oglesby (Florida A&M 1951-70, 72)	21	386	138	.737
13. John McLendon Jr. (N.C. Central 1941-52, Hampton 53-54, Tennessee St. 55-59, Kentucky St. 64-66, Cleveland St. 67-69)	25	496	179	.735
14. Calvin Irvin (Johnson Smith 1948-51, North Caro. A&T 55-72)	22	397	144	.734
15. Gordon Gibbons (South Fla. 1980; Fla. Southern 91-00, Clayton St. 2002-04)*	14	310	115	.729
16. Tom Kropp (Neb.-Kearney 1991-04)*	14	303	113	.728
17. Brian Beuary (St. Rose 1987-04)*	18	405	152	.727
18. Garland Pinholster (Oglethorpe 1957-66)	10	180	68	.726
19. Herb Magee (Philadelphia U. 1968-04)*	37	772	297	.722
20. Rick Cooper (Wayland Baptist 1988-93; West Tex. A&M 94-04)*	17	369	147	.715
21. Fred Sefton (Akron 1916-24, 26-27)	11	103	42	.710
22. Ed Jucker (Merchant Marine 1946-47, Rensselaer 49-53, Cincinnati 61-65, Rollins 73-77)	17	266	109	.709
23. Stan Spirow (Southern N.H. 1986-04)*	19	407	167	.709
24. Butch Haswell (Fairmont St. 1994-04)	11	226	93	.708
25. Al Shields (Bentley 1964-78)	15	257	107	.706
26. Lou D'Allesandro (Southern N.H. 1964-70, 73-75)	10	183	77	.704
27. Bill Boylan (Monmouth 1957-77)	21	368	155	.704
28. Richard Schmidt (Vanderbilt 1980-81, Tampa 84-04)*	23	475	202	.702
29. Beryl Shipley (La-Lafayette 1958-73)	16	293	126	.699
30. Dave Boots (Augsburg 1983-88, South Dakota 89-04)*	22	431	189	.695
31. Ernest Hole (Wooster 1927-58)	32	412	181	.695
32. Pat Douglass (Mont. St.-Billings 1982-87, Cal St. Bakersfield 88-97, UC Irvine 99-04)*	23	482	213	.694
33. Sam Cozen (Drexel 1953-68)	16	213	94	.694
34. Barney Steen (Calvin 1954-66)	13	189	84	.692
35. Kevin Luke (Michigan Tech 1995-04)*	10	202	92	.687
36. L. Vann Pettaway (Alabama A&M 1987-04)*	18	366	167	.687
37. Ken Bone (Cal St. Stanislaus 1985, Seattle Pacific 91-02)	13	257	118	.685
38. Robert Rainey (Albany St. (Ga.) 1961-72)	12	243	112	.685
39. Dick Sauer (Albany (N.Y.) 1956-87, 89-97)	41	702	330	.680
40. Bill E. Jones (Florence St. 1973, North Ala. 74, Jacksonville St. 75-98)	26	477	226	.679
41. Danny Rose (Central Mich. 1938-43, 47-54)	14	176	84	.677
42. Rutherford Baker (Albany (N.Y.) 1925-35)	11	63	30	.677
43. Lon Reisman (Tarleton St. 1989-04)*	16	321	154	.676
44. Dale Race (Milton 1976-79, Minn. Duluth 85-98)	18	363	177	.672
45. Russell Beichly (Akron 1941-59)	19	288	141	.671
46. William Lucas (Central St. 1961-74)	14	241	120	.668
47. Roger Kaiser (West Ga. 1971-90)	20	379	189	.667
48. Fred Hobby (Grambling 1957-86)	30	571	287	.666
49. Paul Webb (Randolph-Macon 1957-75, Old Dominion 76-85)	29	511	257	.665
50. Ed Martin (South Carolina St. 1956-68, Tennessee St. 69-85)	30	501	253	.664
51. Marlowe Severson (St. Cloud St. 1959-69, Minn. St. Mankato 70-73)	15	250	127	.663
52. Don Zech (Puget Sound 1969-89)	21	386	197	.662
53. Dave Buss (Wis.-Green Bay 1970-82, Long Beach St. 84, St. Olaf 88-94)	21	381	195	.661
54. Steve Tappmeyer (Northwest Mo. St. 1989-04)*	16	306	157	.661
55. Charles Chronister (Bloomsburg 1972-02)	31	559	288	.660
56. Wayne Boultinghouse (Southern Ind. 1975-81; Ky. Wesleyan 91-96)	13	240	124	.659
58. Donald Feeley (Sacred Heart 1966-78, Fairleigh Dickinson 81-83)	16	285	148	.658
59. Jerry Johnson (LeMoyn-Owen 1959-04)*	46	815	425	.657
60. Ron Shumate (Chattanooga 1973-79; Southeast Mo. St. 82-97)	23	445	232	.657

Coach (Team coached, tenure)

Coach (Team coached, tenure)	Years	Won	Lost	Pct.
61. Dick Peith (Denver 1986-97; Wartburg 98-04)*	19	349	183	.656
62. Tom Galeazzi (C.W. Post 1982-04)*	23	439	230	.656
63. Boyd King (Truman 1947-71)	25	377	199	.655
64. Ernie Wheeler (Cal Poly 1973-86, Mont. St.-Billings 89-91)	17	314	166	.654
65. Jim McDonald (Edinboro 1963-71, 73-75)	12	174	92	.654
66. Steve Rives (Louisiana Col. 1986, Delta St. 87-04)*	19	353	187	.654
67. Joseph O'Brien (Assumption 1968-85)	18	322	172	.652
68. Greg Walcovich (Birmingham-So. 1979-83, Rice 87, West Va. Wesleyan 88-89, Edinboro 90-04)*	23	421	226	.651
69. Jim Wink (Ferris St. 1960-79, 81)	21	326	175	.651
70. Ed Steitz (Springfield 1957-66)	10	160	86	.650

* Active coaches

BY VICTORIES

(Minimum 10 head coaching seasons in Division II)

Coach (Team coached, tenure)	Years	Won	Lost	Pct.
1. Clarence Gaines (Winston-Salem 1947-93)	47	828	447	.649
2. Jerry Johnson (LeMoyn-Owen 1959-04)*	46	815	425	.657
3. Herb Magee (Philadelphia 1968-04)*	37	772	297	.722
4. Dick Sauer (Albany (N.Y.) 1956-87, 89-97)	41	702	330	.680
5. Ed Adams (N.C. Central 1935-36, Tuskegee 37-49, Texas Southern 50-58)	24	643	153	.808
6. John Lance (Southwestern Okla. 1919-22, Pittsburg St. 23-34, 36-63)	44	632	340	.650
7. Ed Messbarger (Benedictine Hts. 1958-60, Dallas 61-63, St. Mary's (Tex.) 64-78, Angelo St. 79-98)	41	630	518	.549
8. Dean Nicholson (Central Wash. 1965-90)	26	620	199	.757
9. Dave Robbins (Virginia Union 1979-04)*	26	608	172	.779
10. Joe Hutton (Hamline 1932-65)	34	591	207	.741
11. Dom Rosselli (Youngstown St. 1941-42, 47-82)	38	590	387	.604
12. Bob Chipman (Washburn 1980-04)*	25	586	197	.748
13. Dan McCarrell (North Park 1968-84, Minn. St. Mankato 85-01)	34	579	347	.625
14. Fred Hobby (Grambling 1957-86)	30	571	287	.666
15. Charles Chronister (Bloomsburg 1972-02)	31	559	288	.660
16. Bill Knapton (Beloit 1958-97)	40	555	347	.615
17. Bruce Webster (Bridgeport 1966-99)	34	549	405	.575
18. Arthur McAfee (Lane 1961, Mississippi Val. 62, Lincoln [Mo.] 63, Bishop 64-65, Morehouse 66-00)	40	516	510	.503
19. Arad McCutchan (Evansville 1947-77)	31	514	314	.621
19. Jim Gudger (Western Caro. 1951-69, Tex. A&M-Commerce 70-83)	33	514	415	.553
21. Paul Webb (Randolph-Macon 1957-75, Old Dominion 76-85)	29	511	257	.665
22. Aubrey Bonham (Whittier 1938-43, 46-68)	29	510	285	.642
23. Leo Nicholson (Central Wash. 1930-64)	33	505	281	.642
24. Tom Smith (Central Mo. St. 1976-80, Valparaiso 81-88, Mo. Western St. 89-04)*	29	504	326	.607
25. Ed Martin (South Carolina St. 1956-68, Tennessee St. 69-85)	30	501	253	.664
25. Bobby Vaughan (Elizabeth City St. 1952-66, 68-86) ..	34	501	363	.580
27. Will Renken (Bloomfield 1948-52, Albright 56-88) ..	38	497	466	.516
28. John McLendon Jr. (N.C. Central 1941-52, Hampton .53-54, Tennessee St. 55-59, Kentucky St. 64-66, Cleveland St. 67-69)	25	496	179	.735
29. Pat Douglass (Mont. St.-Billings 1982-87, Cal St. Bakersfield 88-97, UC Irvine 99-04)*	23	482	213	.694
29. Angus Nicoson (Indianapolis 1948-76)	29	482	274	.638
31. Hamlet Peterson, (Luther 1923-65)	43	481	356	.575
32. Bill Detrick (Central Conn. St. 1960-87, Coast Guard 90)	30	479	278	.633
33. Bill E. Jones (Florence St. 1973, North Ala. 74, Jacksonville St. 75-98)	26	477	226	.679
34. Dave Gunther (Wayne St. (Neb.) 1968-70, North Dakota 71-88, Buena Vista 94-95, Bemidji St. 96-01)	29	476	328	.592
35. Richard Schmidt (Vanderbilt 1980-81, Tampa 84-04)* ..	23	475	202	.702
36. Herbert Greene (Aub.-Montgomery 1976-77, Columbus St. 82-04)*	25	464	252	.648
37. Burt Kahn (Quinnipiac 1962-91)	30	459	355	.564
37. Richard Meckfessel (Charleston (W.Va.) 1966-79, Mo.-St. Louis 83-99)	31	459	420	.522
37. Oliver Jones (Albany St. (Ga.) 1973-00, Tuskegee 01-04)*	32	459	424	.520
40. Rich Glas (Minn.-Morris 1975-79, Willamette 80-84, North Dakota 89-04)*	26	457	277	.623
41. Jim Seward (Wayne St. (Neb.) 1975-78, Ashland 79-83, Kansas Newman 84-87, Central Okla. 88-02)	28	454	339	.573
42. John Masi (UC Riverside 1980-04)*	25	453	250	.644
43. J.B. Searce (North Ga. 1942-43, Cumberland 47, Ga. Southern 48-79)	26	447	244	.647

Coach (Team coached, tenure)	Years	Won	Lost	Pct.
43. Butch Raymond (Augsburg 1971-73, Minn. St. Mankato 74-84, St. Cloud St. 85-97)	27	447	302	.597
45. Ron Shumate (Chattanooga 1973-79; Southeast Mo. St. 82-97)	23	445	232	.657
46. Lonnie Porter (Regis [Colo.] 1978-04)*	27	441	308	.589
47. Tom Galeazzi (C.W. Post 1982-04)*	23	439	230	.656
48. Tom Villemure (Detroit Business 1967, Grand Valley St. 73-96)	25	437	268	.620
49. Ed Murphy (West Ala. 1979-83, Delta St. 84-86, Mississippi 87-92, West Ga. 94-04)*	25	437	277	.612
50. James Dominey (Valdosta St. 1972-00)	29	436	343	.560
51. Dave Boots (Augsburg 1983-88, South Dakota 89-04)*	22	431	189	.695
51. Hal Nunnally (Randolph-Macon 1976-99)	24	431	232	.650
51. Leonidas Epps (Clark Atlanta 1950-78)	29	431	291	.597

Coach (Team coached, tenure)	Years	Won	Lost	Pct.
54. Ollie Gelston (New Jersey City 1960-67, Montclair St. 68-91)	32	429	347	.553
55. Greg Walcavich (Birmingham-So. 1979-83, Rice 87, West Va. Wesleyan 88-89, Edinboro 90-04)*	23	421	226	.651
56. Tom Klusman (Rollins 1981-04)*	24	420	258	.619
56. Jim Harley (Eckerd 1964-96)	32	420	349	.546
58. Irvin Peterson (Neb. Wesleyan 1949-51, 54-80)	30	419	314	.572
59. Tom Feely (St. Thomas [Minn.] 1955-80)	26	417	269	.608
60. Ernest Hole (Wooster 1927-58)	32	412	181	.695
60. Dave Bike (Sacred Heart 1979-04)*	26	412	347	.543
62. Stan Spirou (Southern N.H. 1986-04)*	19	407	167	.709
63. Brian Beaury (St. Rose 1987-04)*	18	405	152	.727
64. Dave Yanai (Cal St. Dom. Hills 1978-96, Cal St. L.A. 97-04)*	27	400	328	.549

* Active coaches

Division III Coaching Records

Winningest Active Coaches

(Minimum five years as a head coach; includes record at four-year colleges only.)

BY PERCENTAGE

Coach, Team	Years	Won	Lost	Pct.
1. Brian VanHaften, Buena Vista	8	174	48	.784
2. Jerry Rickrode, Wilkes	12	249	76	.766
3. Jack Bennett, Wis.-Stevens Point	8	171	53	.763
4. Joe Cassidy, Rowan	8	164	51	.763
5. Mike Rhoades, Randolph-Macon	5	104	35	.748
6. Brian Meehan, Brandeis	8	167	57	.746
7. Steve Moore, Wooster	23	472	161	.746
8. Glenn Van Wieren, Hope	27	521	179	.744
9. Glenn Robinson, Frank. & Marsh	33	674	235	.741
10. Bill Foti, Colby-Sawyer	12	239	84	.740
11. Mark Hanson, Gust. Adolphus	14	284	104	.732
12. Joe Campoli, Ohio Northern	12	240	89	.729
13. Bob Campbell, Western Conn. St.	20	397	151	.724
14. C. J. Woollum, Chris. Newport	20	406	156	.722
15. Rob Colbert, Keene St.	5	101	40	.716
16. Bosko Djurickovic, Carthage	18	347	138	.715
17. Bob Gillespie, Ripon	24	407	165	.712
18. Brian Baptiste, Mass.-Dartmouth	21	409	167	.710
19. Stan Ogrodnik, Trinity (Conn.)	23	390	161	.708
20. David Paulsen, Williams	10	196	83	.703
21. Gerry Matthews, Richard Stockton	18	349	148	.702
22. John Dzik, Cabrini	24	467	203	.697
23. Charles Brown, New Jersey City	22	426	189	.693
24. Richard Bihl, Buffalo St.	24	439	196	.691
25. Michael Plansky, Endicott	5	94	43	.686
26. Randy Lambert, Maryville (Tenn.)	24	436	200	.686
27. David Hixon, Amherst	27	466	214	.685
28. Mike McGrath, Chicago	5	89	41	.685
29. Joe Nesci, New York U.	16	281	131	.682
30. Nelson Whitmore, Brockport St.	6	117	55	.680
31. Bob Gaillard, Lewis & Clark	23	429	205	.677
32. Bill Harris, Wheaton (Ill.)	19	351	168	.676
33. James Lancaster, Aurora	10	175	84	.676
34. Jose Rebinas, Wm. Paterson	10	179	86	.675
35. Dave Niland, Penn St.-Behrend	10	180	89	.669
36. Dick Whitmore, Colby	33	537	269	.666
37. Steve Fritz, St. Thomas (Minn.)	24	422	216	.661
38. Page Moir, Roanoke	15	268	138	.660
39. Bill Brown, Wittenberg	17	310	161	.658
40. Chuck McBreen, Ramapo	6	106	55	.658
41. Dick Peth, Wartburg	19	349	183	.656
42. Mark Edwards, Washington-St. Louis	23	393	206	.656
43. Steve Brennan, Babson	9	163	86	.655
44. Ron Holmes, McMurry	14	244	129	.654
45. Mike Moran, John Carroll	12	215	114	.653
46. Dick Reynolds, Otterbein	32	566	307	.648
47. Ted Van Dellen, Wis.-Oshkosh	14	242	133	.645
48. Kevin Vande Streek, Calvin	14	253	140	.644
49. Mike Beitzel, Hanover	24	426	235	.644
50. Chris Downs, St. Lawrence	7	120	67	.642
51. John Scheinman, Plymouth St.	9	156	87	.642
52. Bill Nelson, Johns Hopkins	24	400	225	.640
53. Andy Moore, Pitt.-Bradford	11	193	109	.639

Coach, Team

Coach, Team	Years	Won	Lost	Pct.
54. Gordie James, Willamette	17	296	167	.639
55. Keith Bunkenburg, Benedictine (Ill.)	9	149	84	.639
56. Ken Scalmanini, Claremont-M-S	6	94	53	.639
57. Mike Bokosky, Chapman	12	188	108	.635
58. Bill Fenlon, DePauw	19	308	178	.634
59. Brad McAlester, Lebanon Valley	10	173	100	.634
60. Steve Larson, Edgewood	18	330	194	.630
61. Doug Pearson, Western New Eng.	6	100	60	.625
62. Greg Mason, Centre	5	80	48	.625
63. Duane Davis, Mt. St. Mary (N.Y.)	9	152	93	.620
64. Jim Shaw, Rose-Hulman	10	161	99	.619
65. Mike Neer, Rochester	28	451	279	.618
66. Rich Rider, Cal Lutheran	19	302	188	.616
67. Robert Schlosser, Elizabethtown	14	225	141	.615
68. John Tharp, Lawrence	10	145	91	.614
69. Bob Bjorklund	7	111	70	.613
70. Scott Coval, DeSales	11	177	112	.612

BY VICTORIES

(Minimum five years as a head coach; includes record at four-year colleges only.)

Coach, Team	Years	Won	Lost	Pct.
1. Glenn Robinson, Frank. & Marsh	33	674	235	.741
2. Jim Smith, St. John's (Minn.)	40	626	428	.594
3. Dick Reynolds, Otterbein	32	566	307	.648
4. Dick Whitmore, Colby	33	537	269	.666
5. Jim Burson, Muskingum	37	526	415	.559
6. Glenn Van Wieren, Hope	27	521	179	.744
7. Cliff Garrison, Hendrix	32	479	387	.553
8. Steve Moore, Wooster	23	472	161	.746
9. John Dzik, Cabrini	24	467	203	.697
10. David Hixon, Amherst	27	466	214	.685
11. Jon Davison, Clarke	35	453	443	.506
12. Mike Turner, Albion	30	452	288	.611
13. Mike Neer, Rochester	28	451	279	.618
14. Richard Bihl, Buffalo St.	24	439	196	.691
15. Terry Glasgow, Monmouth (Ill.)	32	438	279	.611
16. Randy Lambert, Maryville (Tenn.)	24	436	200	.686
17. Lee McKinney, Fontbonne	26	435	299	.593
18. Mac Petty, Wabash	31	433	341	.559
19. Bob Gaillard, Lewis & Clark	23	429	205	.677
20. Charles Brown, New Jersey City	22	426	189	.693
20. Mike Beitzel, Hanover	24	426	235	.644
22. Steve Fritz, St. Thomas (Minn.)	24	422	216	.661
23. Herb Hilgeman, Rhodes	28	415	269	.607
24. Gary Smith, Redlands	33	410	434	.486
25. Brian Baptiste, Mass.-Dartmouth	21	409	167	.710
26. Bob Gillespie, Ripon	24	407	165	.712
27. C. J. Woollum, Chris. Newport	20	406	156	.722
28. Bill Nelson, Johns Hopkins	24	400	225	.640
29. Bob Campbell, Western Conn. St.	20	397	151	.724
30. Mark Edwards, Washington-St. Louis	23	393	206	.656
31. Stan Ogrodnik, Trinity (Conn.)	23	390	161	.708
32. Bob McVean, Rochester Inst.	26	377	280	.574
33. Bill Harris, Wheaton (Ill.)	19	351	168	.676
34. Gerry Matthews, Richard Stockton	18	349	148	.702
34. Dick Peth, Wartburg	19	349	183	.656
36. Bosko Djurickovic, Carthage	18	347	138	.715
37. Steve Bankston, Baldwin-Wallace	24	344	291	.542
38. Jeff Gamber, York (Pa.)	27	342	353	.492

Coach, Team	Years	Won	Lost	Pct.
39. Jim Walker, Moravian.....	25	341	288	.542
40. Kerry Praither, Franklin.....	21	336	230	.594
41. Peter Barry, Coast Guard.....	22	333	261	.561
42. Bob Johnson, Emory & Henry.....	24	332	295	.530
43. Steve Larson, Edgewood.....	18	330	194	.630
44. Charlie Brock, Springfield.....	24	326	297	.523
45. Roger Kindel, FDU-Florham.....	27	324	338	.489
46. Jonathon Halpert, Yeshiva.....	32	314	396	.442
47. Mike Griffin, Rensselaer.....	27	311	367	.459
48. Bill Brown, Wittenberg.....	17	310	161	.658
49. Bill Fenlon, DePauw.....	19	308	178	.634
50. Rich Rider, Cal Lutheran.....	19	302	188	.616
51. Gordie James, Willamette.....	17	296	167	.639
52. Bill Leatherman, Bridgewater (Va.).....	19	286	207	.580
53. Mark Hanson, Gust. Adolphus.....	14	284	104	.732
54. Bruce Wilson, Simpson.....	19	282	209	.574
55. Joe Nesci, New York U.....	16	281	131	.682
56. Ray Rankis, Baruch.....	21	278	272	.505
57. Page Moir, Roanoke.....	15	268	138	.660
58. Charles Katsiaficas, Pomona-Pitzer.....	17	264	173	.604
59. Guy Kalland, Carleton.....	20	261	242	.519
60. Mike Daley, Nazareth.....	18	257	213	.547
61. Tim Gilbride, Bowdoin.....	19	254	204	.555
62. Kevin Van de Streek, Calvin.....	14	253	140	.644
63. Pat Cunningham, Trinity (Tex.).....	17	252	199	.559
64. Ted Fiore, Montclair St.....	15	251	166	.602
64. Rick Bowen, Wis.-River Falls.....	18	251	213	.541
66. Jerry Rickrode, Wilkes.....	12	249	76	.766
66. Dave Madeira, Muhlenburg.....	17	249	181	.579
68. Larry Doty, Linfield.....	17	246	205	.545
69. Ron Holmes, McMurry.....	14	244	129	.654
70. Ted Van Dellen, Wis.-Oshkosh.....	14	242	133	.645

Winningest Coaches All-Time

(Minimum 10 head coaching seasons in Division III)

BY PERCENTAGE

Coach (Team coached, tenure)	Years	Won	Lost	Pct.
1. Bo Ryan (Wis.-Platteville 1985-99, Wis.-Milwaukee 00-01, Wisconsin 02-04)*.....	20	451	131	.775
2. Jerry Rickrode (Wilkes 1993-04)*.....	12	249	76	.766
3. Jim Borcharding (Augustana (Ill.) 1970-84).....	15	313	100	.758
4. Harry Sheehy (Williams 1984-00).....	17	324	104	.757
5. Steve Moore (Muhlenberg 1982-87, Wooster 88-04)*.....	23	472	161	.746
6. Glenn Van Wieren (Hope 1978-04)*.....	27	521	179	.744
7. Glenn Robinson (Frank. & Marsh. 1972-04)*.....	33	674	235	.741
8. Bill Foti (Colby-Sawyer 1993-04)*.....	12	239	84	.740
9. Mike Longeran (Catholic 1993-04).....	12	251	88	.740
10. Mark Hanson (Gust. Adolphus 1991-04)*.....	14	284	104	.732
11. Joe Campoli (Ohio Northern 1993-04)*.....	12	240	89	.729
12. Rick Simonds (St. Joseph's (Me.) 1980-03).....	23	463	176	.725
13. Bob Campbell (Western Conn. St. 1985-04)*.....	20	397	151	.724
14. C.J. Woollum (Chris. Newport 85-04)*.....	20	406	156	.722
15. Tony Shaver (Hampden-Sydney 1987-03, William & Mary 04)*.....	18	365	142	.720
16. Dave Darnall (Eureka 1975-94).....	20	383	150	.719
17. Bosko Djurickovic (North Park 1985-94, Carthage 1997-04)*.....	18	347	138	.715
18. Bob Gillespie (Ripon 1981-04)*.....	24	407	165	.712
19. Bob Ward (St. John Fisher 1988-01).....	14	261	106	.711
20. Brian Baptiste (Mass.-Dartmouth 1984-04)*.....	21	409	167	.710
21. James Catalano (N.J. Inst. of Tech. 1980-01).....	22	431	176	.710
22. Jerry Welsh (Potsdam St. 1969, 71-91, Iona 92-95).....	26	502	205	.710
23. Stan Ogrodnik (Trinity [Conn.] 1982-04)*.....	23	390	161	.708
24. Dave Vander Meulen (Wis.-Whitewater 1979-01).....	23	440	182	.707
25. Gerry Mathews (Richard Stockton 1987-04)*.....	18	349	148	.702
26. John Reynnders (Allegheny 1980-89).....	10	180	78	.698
27. John Dzik (Cabrini 1981-04)*.....	24	467	203	.697
28. Tom Murphy (Hamilton 1971-04).....	34	602	262	.697
29. Lewis Levick (Wartburg 1966-93).....	28	510	225	.694
30. Charles Brown (New Jersey City 1983-04)*.....	22	426	189	.693
31. Richard Bihl (Buffalo St. 1980-99, 01-04)*.....	24	439	196	.691
32. Jim Todd (Fitchburg St. 1978-79, Salem St. 88-96).....	11	207	93	.690
33. Randy Lambert (Maryville (Tenn.) 1981-04)*.....	24	436	200	.686
34. David Hixon (Amherst 1978-04)*.....	27	466	214	.685
35. Todd Raridon (Neb. Wesleyan 1990-04).....	15	269	125	.683
36. Joe Nesci (New York U. 1989-04)*.....	16	281	131	.682
37. Bob Bessoir (Scranton 1973-01).....	29	554	263	.678
38. Bill Harris (King's (N.Y.) 86-91, Wheaton (Ill.) 92-04)*.....	19	351	168	.676
39. James Lancaster (Aurora 1995-04)*.....	10	175	84	.676
40. Dennie Bridges (Ill. Wesleyan 1966-01).....	36	666	320	.675

Coach (Team coached, tenure)	Years	Won	Lost	Pct.
41. Jose Rebimbas (Montclair St. 1995, Wm. Paterson 96-04)*.....	10	179	86	.675
42. John McCloskey (Alvernia 1992-97, 99-04).....	12	227	111	.672
43. Dave Niland (Penn St.-Behrend 1995-04)*.....	10	180	89	.669
44. Naylornd Hayes (Rust 1970-88).....	18	338	169	.667
45. Dick Whitmore (Colby 1971-01, 04)*.....	33	537	269	.666
46. Ed Douma [Alma 1974, Lake Superior St. 75-78, Kent St. 79-82, UNC Greensboro 83-85, Calvin 85-96, Hillsdale 99-04]*.....	29	513	262	.662
47. Steve Fritz (St. Thomas (Minn.) 1981-04)*.....	24	422	216	.661
48. Page Moir (Roanoke 1990-04)*.....	15	268	138	.660
49. Bill Brown (Wooster 83, Kenyon 84-88, Wittenberg 94-04)*.....	17	310	161	.658
50. Mark Edwards [Washington-St. Louis 82-04]*.....	23	393	206	.656
51. Mike Moran (John Carroll 1993-04)*.....	12	215	114	.653
52. Rudy Marisa (Waynesburg 1970-03).....	34	563	300	.652
53. Dick Reynolds (Otterbein 73-04)*.....	32	566	307	.648
54. Nick Lambros (Hartwick 78-98).....	21	352	191	.648
55. Ted Van Dellen (Wis.-Oshkosh 91-04)*.....	14	242	133	.645
56. Mike Beitzel (Northern Ky. 1981-88, Hanover 89-04)*.....	24	426	235	.644
57. Bill Nelson (Rochester Inst. 1981-83, Nazareth 84-86, Johns Hopkins 87-04)*.....	24	400	225	.640
58. Doug Riley (St. Andrews 1978-86, Plattsburgh St. 87, Armstrong Atlantic 88-92).....	15	245	139	.638
59. Mike Bokosky (Chapman 1993-04)*.....	12	188	108	.635
60. Paul Phillips [Anna Maria 1987-96, Clark (Mass.) 97-04].....	18	306	176	.635
61. Bill Fenlon [Sewanee 1986-88, Rose-Hulman 89-91, Southwestern (Tex.) 92, DePauw 93-04]*.....	19	308	178	.634
62. Brad McAlester (Lebanon Valley 1995-04)*.....	10	173	100	.634
63. Steve Larson (Edgewood 1987-04)*.....	18	330	194	.630
64. C. Alan Rowe (Widener 1966-98).....	33	536	324	.623
65. Tom Marshall (UC San Diego 1984-94, Cal Poly Pomona 95-98).....	15	247	150	.622
66. Jim Shaw (Rose-Hulman 1995-04)*.....	10	161	99	.619
67. Mike Neer (Rochester 1977-04)*.....	28	451	279	.618
68. Stu Engen (Upper Iowa 1993-00, Wis.-La Crosse 01-02, Minn. St. Moorhead 03-04)*.....	12	192	119	.617
69. Rich Rider (Chapman 1974-82, Cal Lutheran 95-04)*.....	19	302	188	.616
70. Robert Schlosser (Elizabethtown 1991-04)*.....	14	225	141	.615

BY VICTORIES

(Minimum 10 head coaching seasons in Division III)

Coach (Team coached, tenure)	Years	Won	Lost	Pct.
1. Glenn Robinson (Frank. & Marsh. 1972-04)*.....	33	674	235	.741
2. Dennie Bridges (Ill. Wesleyan 1966-01).....	36	666	320	.675
3. Jim Smith (St. John's (Minn.) 1965-04)*.....	40	626	428	.594
4. Tom Murphy (Hamilton 1971-04).....	34	602	262	.697
5. Dick Reynolds (Otterbein 73-04)*.....	32	566	307	.648
6. Rudy Marisa (Waynesburg 1970-03).....	34	563	300	.652
7. Bob Bessoir (Scranton 1973-01).....	29	554	263	.678
8. Dick Whitmore (Colby 1971-01, 03-04)*.....	33	537	269	.666
9. C. Alan Rowe (Widener 1966-98).....	33	536	324	.623
10. Jim Burson (Muskingum 1968-04)*.....	37	526	415	.559
11. Gene Mahaffey (Carson-Newman 1968-78, Ohio Wesleyan 80-99).....	31	525	384	.578
12. Glenn Van Wieren (Hope 1978-04)*.....	27	521	179	.744
13. Ed Douma (Alma 1974, Lake Superior St. 75-78, UNC Greensboro 83-85, Calvin 85-96, Hillsdale 99-04)*.....	29	513	262	.662
14. Lewis Levick (Wartburg 1966-93).....	28	510	225	.694
15. Jerry Welsh (Potsdam St. 1969, 71-91, Iona 92-95).....	26	502	205	.710
16. Cliff Garrison (Hendrix 1973-04)*.....	32	479	387	.553
17. Steve Moore (Muhlenberg 1982-87, Wooster 88-04)*.....	23	472	161	.746
18. John Dzik (Cabrini 1981-04)*.....	24	467	203	.697
19. David Hixon (Amherst 1978-04)*.....	27	466	214	.685
20. Rick Simonds (St. Joseph's (Me.) 1980-03).....	23	463	176	.725
21. Verne Canfield (Wash. & Lee 1965-95).....	31	460	337	.577
22. Jon Davison (Dubuque 1967-93, Clarke 97-04)*.....	35	453	443	.506
23. Mike Turner (Albion 1975-04)*.....	30	452	288	.611
24. Bo Ryan (Wis.-Platteville 1985-99, Wis.-Milwaukee 00-01, Wisconsin 02-04)*.....	20	451	131	.775
25. Mike Neer (Rochester 1977-04)*.....	28	451	279	.618
26. Leon Richardson (Ozarks (Mo.) 1956, Dubuque 58-59, Drury 60-65, William Penn 75-01).....	36	444	442	.501
27. Dave Vander Meulen (Wis.-Whitewater 1979-01).....	23	440	182	.707
28. Richard Bihl (Buffalo St. 1980-04)*.....	24	439	196	.691
29. Terry Glasgow (Monmouth (Ill.) 1973-04)*.....	32	438	279	.611
30. Randy Lambert (Maryville (Tenn.) 1981-04)*.....	24	436	200	.686
31. Lee McKinney (Mo. Baptist 1979-88, Fontbonne 89-04)*.....	26	435	299	.593
32. Mac Petty (Sewanee 1974-76, Wabash 77-04)*.....	31	433	341	.559
33. James Catalano (N.J. Inst. of Tech. 1980-01).....	22	431	176	.710
34. Ollie Gelston (New Jersey City 1960-67, Montclair St. 68-91).....	32	429	347	.553
35. Charles Brown (New Jersey City 1983-04)*.....	22	426	189	.693

Coach (Team coached, tenure)	Years	Won	Lost	Pct.	Coach (Team coached, tenure)	Years	Won	Lost	Pct.
35. Mike Beitzel (Northern Ky. 1981-88, Hanover 89-04)*	24	426	235	.644	41. Brian Baptiste (Mass.-Dartmouth 1984-04)*	21	409	167	.710
37. Steve Fritz (St. Thomas (Minn.) 1981-04)*	24	422	216	.661	42. Bob Gillespie (Ripon 1981-04)*	24	407	165	.712
38. Herb Hilgeman (Rhodes 1977-04)*	28	415	269	.607	43. C.J. Woollum (Chris. Newport 1985-04)*	20	406	156	.722
39. Don Smith (Elizabethtown 1955-64, Bucknell 65-72, Elizabethtown 73-88)	34	413	381	.520	44. Bill Nelson (Rochester Inst. 1981-83, Nazareth 84-86, Johns Hopkins 87-04)*	24	400	225	.640
40. Gary Smith (Redlands 1972-04)*	33	410	434	.486					

* Active coaches.



Championships

Division I Championship	170
Division II Championship	193
Division III Championship	198

Division I Championship

2004 Results

OPENING ROUND

Florida A&M 72, Lehigh 57

FIRST ROUND

Kentucky 96, Florida A&M 76
 UAB 102, Washington 100
 Pacific 66, Providence 58
 Kansas 78, Ill.-Chicago 53
 Boston College 58, Utah 51
 Georgia Tech 65, Northern Iowa 60
 Nevada 72, Michigan St. 66
 Gonzaga 76, Valparaiso 49
 St. Joseph's 82, Liberty 63
 Texas Tech 76, Charlotte 73
 Manhattan 75, Florida 60
 Wake Forest 79, Va. Commonwealth 78
 Wisconsin 76, Richmond 64
 Pittsburgh 53, UCF 44
 Memphis 59, South Carolina 43
 Oklahoma St. 70, Eastern Wash. 56
 Duke 96, Alabama St. 61
 Seton Hall 80, Arizona 76
 Illinois 72, Murray St. 53
 Cincinnati 80, East Tenn. St. 77
 North Carolina 63, Air Force 52
 Texas 66, Princeton 49
 Xavier 80, Louisville 70
 Mississippi St. 85, Monmouth 52
 Stanford 71, Texas-San Antonio 45
 Alabama 65, Southern Ill. 64
 Syracuse 80, Brigham Young 75
 Maryland 86, UTEP 83
 Vanderbilt 71, Western Mich. 58
 North Carolina St. 62, La.-Lafayette 52
 DePaul 76, Dayton 69 (2 ot)
 Connecticut 70, Vermont 53

SECOND ROUND

UAB 76, Kentucky 75
 Kansas 78, Pacific 63
 Georgia Tech 57, Boston College 54
 Nevada 91, Gonzaga 72




Photo by Ryan McKee/NCAA Photos

Ben Gordon contributed to Connecticut's drive to the 2004 Men's Final Four championship with 21 points.

St. Joseph's 70, Texas Tech 65
 Wake Forest 84, Manhattan 80
 Pittsburgh 59, Wisconsin 55
 Oklahoma St. 70, Memphis 53
 Duke 90, Seton Hall 62
 Illinois 92, Cincinnati 68
 Texas 78, North Carolina 75
 Xavier 89, Mississippi St. 74
 Alabama 70, Stanford 67
 Syracuse 72, Maryland 70
 Vanderbilt 75, North Carolina St. 73
 Connecticut 72, DePaul 55

REGIONAL SEMIFINALS

Kansas 100, UAB 74
 Georgia Tech 72, Nevada 67
 St. Joseph's 84, Wake Forest 80
 Oklahoma St. 63, Pittsburgh 51
 Duke 72, Illinois 62
 Xavier 79, Texas 71
 Alabama 80, Syracuse 71
 Connecticut 73, Vanderbilt 53

REGIONAL FINALS

Georgia Tech 79, Kansas 71 (ot)
 Oklahoma St. 64, St. Joseph's 62
 Duke 66, Xavier 63
 Connecticut 87, Alabama 71

SEMIFINALS

Georgia Tech 67, Oklahoma St. 65
 Connecticut 79, Duke 78

CHAMPIONSHIP

Connecticut 82, Georgia Tech 73

Final Four Box Scores

SEMIFINALS

APRIL 3 IN SAN ANTONIO Georgia Tech 67, Oklahoma St. 65

Georgia Tech	FG-FGA	FTM-FTA	RB	PF	TP
B.J. Elder.....	1-4	0-0	2	2	2
Anthony McHenry.....	3-5	0-0	7	3	6
Luke Schenscher.....	9-13	1-3	12	2	19
Jarrett Jack.....	2-6	5-6	3	2	10
Marvin Lewis.....	5-9	0-0	2	4	15
Ism'il Muhammad.....	1-3	2-2	1	1	4
Will Bynum.....	3-6	4-5	0	2	11
Clarence Moore.....	0-1	0-0	0	3	0
Theodis Tarver.....	0-2	0-0	2	0	0
Team.....			0		
TOTALS.....	24-49	12-16	29	19	67

Oklahoma St.	FG-FGA	FTM-FTA	RB	PF	TP
Joey Graham.....	6-12	5-7	10	1	17
Ivan McFarlin.....	6-11	4-7	8	4	16
John Lucas.....	4-14	1-2	1	1	11
Daniel Bobik.....	1-5	1-2	5	1	4
Tony Allen.....	3-5	6-6	4	4	13
Stephen Graham.....	1-1	0-0	1	0	2
Janavor Weatherspoon....	1-1	0-0	0	0	2
Jason Miller.....	0-0	0-1	1	1	0
Terrence Crawford.....	0-1	0-0	0	3	0
Team.....			3		
TOTALS.....	22-50	17-25	33	15	65

Halftime: Georgia Tech 37, Oklahoma St. 30. Three-point field goals: Georgia Tech 7-17 (Elder 0-3, McHenry 0-1, Jack 1-2, Lewis 5-9, Bynum 1-2); Oklahoma St. 4-15

(Graham 0-1, Lucas 2-8, Bobik 1-5, Allen 1-1). Officials: Tim Higgins, Jim Burr, Donnee Gray. Attendance: 44,417.

Connecticut 79, Duke 78

Connecticut	FG-FGA	FTM-FTA	RB	PF	TP
Josh Boone.....	3-6	3-5	14	2	9
Rashad Anderson.....	3-5	5-5	3	4	14
Emeka Okafor.....	7-9	4-7	7	3	18
Ben Gordon.....	5-12	7-8	3	4	18
Taliek Brown.....	2-8	0-0	3	3	4
Charlie Villanueva.....	3-8	1-2	6	1	8
Hilton Armstrong.....	0-0	0-1	5	2	0
Shamon Tooles.....	0-0	0-2	1	0	0
Denham Brown.....	3-4	1-2	1	1	8
Team.....			1		
TOTALS.....	26-52	21-32	44	20	79

Duke	FG-FGA	FTM-FTA	RB	PF	TP
Luol Deng.....	7-15	1-3	12	1	16
Shelden Williams.....	1-9	2-4	6	5	4
J.J. Redick.....	4-12	4-4	4	1	15
Daniel Ewing.....	4-12	2-3	1	3	11
Chris Duhon.....	5-13	4-6	3	3	15
Nick Horvath.....	1-1	0-0	2	5	2
Lee Melchionni.....	0-0	0-0	0	0	0
Sean Dockery.....	1-3	0-0	2	1	2
Shavlik Randolph.....	6-6	1-3	6	5	13
Team.....			1		
TOTALS.....	29-71	14-23	37	24	78

Halftime: Duke 41, Connecticut 34. Three-point field goals: Connecticut 6-11 (Anderson 3-5, Gordon 1-3, Villanueva 1-2, D.Brown 1-1); Duke 6-22 (Deng 1-4, Redick 3-9, Ewing 1-2, Duhon 1-6, Dockery 0-1). Officials: David Hall, Olandis Poole, Ted Hillary. Attendance: 44,417.

NATIONAL CHAMPIONSHIP

APRIL 5 IN SAN ANTONIO Connecticut 82, Georgia Tech 73

Georgia Tech	FG-FGA	FTM-FTA	RB	PF	TP
Marvin Lewis.....	3-9	0-0	1	3	6
Anthony McHenry.....	1-3	0-0	4	4	3
Luke Schenscher.....	4-7	1-2	11	2	9
B.J. Elder.....	4-15	3-4	4	4	14
Jarrett Jack.....	1-8	5-6	4	3	7
Ism'il Muhammad.....	5-12	0-0	5	3	10
Will Bynum.....	6-11	2-6	2	4	17
Robert Brooks.....	0-0	0-0	0	0	0
Clarence Moore.....	3-5	1-3	10	2	7
Theodis Tarver.....	0-1	0-0	2	1	0
Team.....			0		
TOTALS.....	27-71	12-21	43	26	73

Connecticut	FG-FGA	FTM-FTA	RB	PF	TP
Josh Boone.....	4-6	1-4	6	2	9
Rashad Anderson.....	5-10	6-8	6	1	18
Emeka Okafor.....	10-17	4-8	15	3	24
Ben Gordon.....	5-17	8-9	2	4	21
Taliek Brown.....	2-6	5-8	6	3	9
Charlie Villanueva.....	0-0	0-0	1	1	0
Hilton Armstrong.....	0-1	1-2	6	1	1
Shamon Tooles.....	0-0	0-0	0	0	0
Denham Brown.....	0-4	0-0	6	3	0
Team.....			2		
TOTALS.....	26-61	25-39	50	18	82

Halftime: Connecticut 41, Georgia Tech 26. Three-point field goals: Connecticut 5-17 (Anderson 2-7, Gordon 3-8, D.Brown 0-2); Duke 7-22 (Lewis 0-5, McHenry 1-1, Elder 3-8, Jack 0-1, Bynum 3-6, Moore 0-1). Officials: Dick Cartmell, Verne Harris, Randy McCall. Attendance: 44,468.

Year-by-Year Results

Season	Champion	Score	Runner-Up	Third Place	Fourth Place
1939	Oregon	46-33	Ohio St.	+Oklahoma	+Villanova
1940	Indiana	60-42	Kansas	+Duquesne	+Southern California
1941	Wisconsin	39-34	Washington St.	+Pittsburgh	+Arkansas
1942	Stanford	53-38	Dartmouth	+Colorado	+Kentucky
1943	Wyoming	46-34	Georgetown	+Texas	+DePaul
1944	Utah	42-40 (ot)	Dartmouth	+Iowa St.	+Ohio St.
1945	Oklahoma St.	49-45	New York U.	+Arkansas	+Ohio St.
1946	Oklahoma St.	43-40	North Carolina	Ohio St.	California
1947	Holy Cross	58-47	Oklahoma	Texas	CCNY
1948	Kentucky	58-42	Baylor	Holy Cross	Kansas St.
1949	Kentucky	46-36	Oklahoma St.	Illinois	Oregon St.
1950	CCNY	71-68	Bradley	North Carolina St.	Baylor
1951	Kentucky	68-58	Kansas St.	Illinois	Oklahoma St.
1952	Kansas	80-63	St. John's (N.Y.)	Illinois	Santa Clara
1953	Indiana	69-68	Kansas	Washington	LSU
1954	La Salle	92-76	Bradley	Penn St.	Southern California
1955	San Francisco	77-63	La Salle	Colorado	Iowa
1956	San Francisco	83-71	Iowa	Temple	Southern Methodist
1957	North Carolina	54-53 (3ot)	Kansas	San Francisco	Michigan St.
1958	Kentucky	84-72	Seattle	Temple	Kansas St.
1959	California	71-70	West Virginia	Cincinnati	Louisville
1960	Ohio St.	75-55	California	Cincinnati	New York U.
1961	Cincinnati	70-65 (ot)	Ohio St.	*St. Joseph's	Utah
1962	Cincinnati	71-59	Ohio St.	Wake Forest	UCLA
1963	Loyola (Ill.)	60-58 (ot)	Cincinnati	Duke	Oregon St.
1964	UCLA	98-83	Duke	Michigan	Kansas St.
1965	UCLA	91-80	Michigan	Princeton	Wichita St.
1966	UTEP	72-65	Kentucky	Duke	Utah
1967	UCLA	79-64	Dayton	Houston	North Carolina
1968	UCLA	78-55	North Carolina	Ohio St.	Houston
1969	UCLA	92-72	Purdue	Drake	North Carolina
1970	UCLA	80-69	Jacksonville	New Mexico St.	St. Bonaventure
1971	UCLA	68-62	*Villanova	*Western Ky.	Kansas
1972	UCLA	81-76	Florida St.	North Carolina	Louisville
1973	UCLA	87-66	Memphis	Indiana	Providence
1974	North Carolina St.	76-64	Marquette	UCLA	Kansas
1975	UCLA	92-85	Kentucky	Louisville	Syracuse
1976	Indiana	86-68	Michigan	UCLA	Rutgers
1977	Marquette	67-59	North Carolina	UNLV	Charlotte
1978	Kentucky	94-88	Duke	Arkansas	Notre Dame
1979	Michigan St.	75-64	Indiana St.	DePaul	Pennsylvania
1980	Louisville	59-54	*UCLA	Purdue	Iowa
1981	Indiana	63-50	North Carolina	Virginia	LSU
1982	North Carolina	63-62	Georgetown	+Houston	+Louisville
1983	North Carolina St.	54-52	Houston	+Georgia	+Louisville
1984	Georgetown	84-75	Houston	+Kentucky	+Virginia
1985	Villanova	66-64	Georgetown	+St. John's (N.Y.)	+*Memphis
1986	Louisville	72-69	Duke	+Kansas	+LSU
1987	Indiana	74-73	Syracuse	+UNLV	+Providence
1988	Kansas	83-79	Oklahoma	+Arizona	+Duke
1989	Michigan	80-79 (ot)	Seton Hall	+Duke	+Illinois
1990	UNLV	103-73	Duke	+Arkansas	+Georgia Tech
1991	Duke	72-65	Kansas	+UNLV	+North Carolina
1992	Duke	71-51	Michigan	+Cincinnati	+Indiana
1993	North Carolina	77-71	Michigan	+Kansas	+Kentucky
1994	Arkansas	76-72	Duke	+Arizona	+Florida
1995	UCLA	89-78	Arkansas	+North Carolina	+Oklahoma St.
1996	Kentucky	76-67	Syracuse	+Massachusetts	+Mississippi St.
1997	Arizona	84-79 (ot)	Kentucky	+Minnesota	+North Carolina
1998	Kentucky	78-69	Utah	+North Carolina	+Stanford
1999	Connecticut	77-74	Duke	+Michigan St.	+Ohio St.
2000	Michigan St.	89-76	Florida	+North Carolina	+Wisconsin
2001	Duke	82-72	Arizona	+Maryland	+Michigan St.
2002	Maryland	64-52	Indiana	+Kansas	+Oklahoma
2003	Syracuse	81-78	Kansas	+Marquette	+Texas
2004	Connecticut	82-73	Georgia Tech	+Duke	+Oklahoma St.

+tied for third place; *later vacated

Season	Site of Finals	Coach of Champion
1939	Evanston, Ill.	Howard Hobson, Oregon
1940	Kansas City, Mo.	Branch McCracken, Indiana
1941	Kansas City, Mo.	Harold Foster, Wisconsin
1942	Kansas City, Mo.	Everett Dean, Stanford
1943	New York City	Everett Shelton, Wyoming
1944	New York City	Vadal Peterson, Utah
1945	New York City	Hank Iba, Oklahoma St.
1946	New York City	Hank Iba, Oklahoma St.
1947	New York City	Alvin Julian, Holy Cross
1948	New York City	Adolph Rupp, Kentucky
1949	Seattle	Adolph Rupp, Kentucky

Outstanding Player Award
Jimmy Hull, Ohio St.
Marvin Huffman, Indiana
John Kotz, Wisconsin
Howard Dallmar, Stanford
Ken Sailors, Wyoming
Arnold Ferrin, Utah
Bob Kurland, Oklahoma St.
Bob Kurland, Oklahoma St.
George Kaftan, Holy Cross
Alex Groza, Kentucky
Alex Groza, Kentucky



Photo by Brett Wilhelm/NCAA Photos

Rashad Anderson and Emeka Okafor pulled down six and 15 rebounds, respectively, in Connecticut's 82-73 Final Four championship game victory over Georgia Tech. Okafor was named the tournament's most outstanding player.



Photo by Rich Clarkson/NCAA Photos

Arizona guard Mike Bibby (10) scores over the defense of Kentucky center Nazr Mohammed (13) and guard Steve Masiello (4) during the 1997 Final Four championship game. Arizona defeated Kentucky 84-79 in overtime to win the championship held at the RCA Dome in Indianapolis.

Season	Site of Finals	Coach of Champion	Outstanding Player Award
1950	New York City	Nat Holman, CCNY	Irwin Dambrot, CCNY
1951	Minneapolis	Adolph Rupp, Kentucky	Bill Spivey, Kentucky
1952	Seattle	Forrest Allen, Kansas	Clyde Lovellette, Kansas
1953	Kansas City, Mo.	Branch McCracken, Indiana	B.H. Born, Kansas
1954	Kansas City, Mo.	Kenneth Loeffler, La Salle	Tom Gola, La Salle
1955	Kansas City, Mo.	Phil Woolpert, San Francisco	Bill Russell, San Francisco
1956	Evanston, Ill.	Phil Woolpert, San Francisco	Hal Lear, Temple
1957	Kansas City, Mo.	Frank McGuire, North Carolina	Wilt Chamberlain, Kansas
1958	Louisville, Ky.	Adolph Rupp, Kentucky	Elgin Baylor, Seattle
1959	Louisville, Ky.	Pete Newell, California	Jerry West, West Virginia
1960	San Francisco	Fred Taylor, Ohio St.	Jerry Lucas, Ohio St.
1961	Kansas City, Mo.	Edwin Jucker, Cincinnati	Jerry Lucas, Ohio St.
1962	Louisville, Ky.	Edwin Jucker, Cincinnati	Paul Hogue, Cincinnati
1963	Louisville, Ky.	George Ireland, Loyola (Ill.)	Art Heyman, Duke
1964	Kansas City, Mo.	John Wooden, UCLA	Walt Hazzard, UCLA
1965	Portland, Ore.	John Wooden, UCLA	Bill Bradley, Princeton
1966	College Park, Md.	Don Haskins, UTEP	Jerry Chambers, Utah
1967	Louisville, Ky.	John Wooden, UCLA	Lew Alcindor, UCLA
1968	Los Angeles	John Wooden, UCLA	Lew Alcindor, UCLA
1969	Louisville, Ky.	John Wooden, UCLA	Lew Alcindor, UCLA
1970	College Park, Md.	John Wooden, UCLA	Sidney Wicks, UCLA
1971	Houston	John Wooden, UCLA	*Howard Porter, Villanova
1972	Los Angeles	John Wooden, UCLA	Bill Walton, UCLA
1973	St. Louis	John Wooden, UCLA	Bill Walton, UCLA
1974	Greensboro, N.C.	Norm Sloan, North Carolina St.	David Thompson, North Carolina St.
1975	San Diego	John Wooden, UCLA	Richard Washington, UCLA
1976	Philadelphia	Bob Knight, Indiana	Kent Benson, Indiana
1977	Atlanta	Al McGuire, Marquette	Butch Lee, Marquette
1978	St. Louis	Joe B. Hall, Kentucky	Jack Givens, Kentucky
1979	Salt Lake City	Jud Heathcote, Michigan St.	Earvin Johnson, Michigan St.
1980	Indianapolis	Denny Crum, Louisville	Darrell Griffith, Louisville
1981	Philadelphia	Bob Knight, Indiana	Isiah Thomas, Indiana
1982	New Orleans	Dean Smith, North Carolina	James Worthy, North Carolina
1983	Albuquerque, N.M.	Jim Valvano, North Carolina St.	Akeem Olajuwon, Houston
1984	Seattle	John Thompson, Georgetown	Patrick Ewing, Georgetown
1985	Lexington, Ky.	Rollie Massimino, Villanova	Ed Pinckney, Villanova
1986	Dallas	Denny Crum, Louisville	Pervis Ellison, Louisville
1987	New Orleans	Bob Knight, Indiana	Keith Smart, Indiana
1988	Kansas City, Mo.	Larry Brown, Kansas	Danny Manning, Kansas
1989	Seattle	Steve Fisher, Michigan	Glen Rice, Michigan
1990	Denver	Jerry Tarkanian, UNLV	Anderson Hunt, UNLV
1991	Indianapolis	Mike Krzyzewski, Duke	Christian Laettner, Duke
1992	Minneapolis	Mike Krzyzewski, Duke	Bobby Hurley, Duke
1993	New Orleans	Dean Smith, North Carolina	Donald Williams, North Carolina
1994	Charlotte, N.C.	Nolan Richardson, Arkansas	Corliss Williamson, Arkansas
1995	Seattle	Jim Harrick, UCLA	Ed O'Bannon, UCLA
1996	East Rutherford, N.J.	Rick Pitino, Kentucky	Tony Delk, Kentucky
1997	Indianapolis	Lute Olson, Arizona	Miles Simon, Arizona
1998	San Antonio	Tubby Smith, Kentucky	Jeff Sheppard, Kentucky
1999	St. Petersburg, Fla.	Jim Calhoun, Connecticut	Richard Hamilton, Connecticut
2000	Indianapolis	Tom Izzo, Michigan St.	Mateen Cleaves, Michigan St.
2001	Minneapolis	Mike Krzyzewski, Duke	Shane Battier, Duke
2002	Atlanta	Gary Williams, Maryland	Juan Dixon, Maryland
2003	New Orleans	Jim Boeheim	Carmelo Anthony, Syracuse
2004	San Antonio	Jim Calhoun	Emeka Okafor, Connecticut

*Record later vacated

Individual Leaders Year-by-Year

SCORING LEADERS

Note: On all percentages of the year-by-year leaders, a player must have played in at least 50 percent of the maximum tournament games. Thus, there is a two-game minimum from 1939-52 and a three-game minimum from 1953 to present.

Season	Player, Team	G	FG	FTM	Pts.	Avg.
1939	Jim Hull, Ohio St.	3	22	14	58	19.3
1940	Howard Engleman, Kansas	3	18	3	39	13.0
1941	John Adams, Arkansas	2	21	6	48	24.0
1942	Jim Pollard, Stanford	2	19	5	43	21.5
	Chet Palmer, Rice	2	20	3	43	21.5
1943	John Hargis, Texas	2	21	17	59	29.5
1944	Aud Brindley, Dartmouth	3	24	4	52	17.3
1945	Bob Kurland, Oklahoma St.	3	30	5	65	21.7
1946	Bob Kurland, Oklahoma St.	3	28	16	72	24.0
1947	George Kaftan, Holy Cross	3	25	13	63	21.0
1948	Alex Groza, Kentucky	3	23	8	54	18.0

Season	Player, Team	G	FG	FTM	Pts.	Avg.
1949	Alex Groza, Kentucky	3	31	20	82	27.3
1950	Sam Ranzino, North Carolina St.	3	25	25	75	25.0
1951	Don Sunderlage, Illinois	4	28	27	83	20.8
1952	Clyde Lovellette, Kansas	4	53	35	141	35.3
1953	Bob Houbregs, Washington	4	57	25	139	34.8
1954	Tom Gola, La Salle	5	38	38	114	22.8
1955	Bill Russell, San Francisco	5	49	20	118	23.6
1956	Hal Lear, Temple	5	63	34	160	32.0
1957	Len Rosenbluth, North Carolina	5	53	34	140	28.0
1958	Elgin Baylor, Seattle	5	48	39	135	27.0
1959	Jerry West, West Virginia	5	57	46	160	32.0
1960	Oscar Robertson, Cincinnati	4	47	28	122	30.5
1961	Billy McGill, Utah	4	49	21	119	29.8
1962	Len Chappell, Wake Forest	5	45	44	134	26.8
1963	Mel Counts, Oregon St.	5	50	23	123	24.6
1964	Jeff Mullins, Duke	4	50	16	116	29.0
1965	Bill Bradley, Princeton	5	65	47	177	35.4
1966	Jerry Chambers, Utah	4	55	33	143	35.8
1967	Elvin Hayes, Houston	5	57	14	128	25.6

Season	Player, Team	G	FG	FTM	Pts.	Avg.
1968	Elvin Hayes, Houston	5	70	27	167	33.4
1969	Rick Mount, Purdue	4	49	24	122	30.5
1970	Austin Carr, Notre Dame	3	68	22	158	52.7
1971	*Jim McDaniels, Western Ky.	5	61	25	147	29.4
	Austin Carr, Notre Dame	3	48	29	125	41.7
1972	Jim Price, Louisville	4	41	21	103	25.8
1973	Ernie DiGregorio, Providence	5	59	10	128	25.6
1974	David Thompson, North Carolina St.	4	38	21	97	24.3
1975	Jim Lee, Syracuse	5	51	17	119	23.8
1976	Scott May, Indiana	5	45	23	113	22.6
1977	Cedric Maxwell, Charlotte	5	39	45	123	24.6
1978	Mike Gminski, Duke	5	45	19	109	21.8
1979	Tony Price, Pennsylvania	6	58	26	142	23.7
1980	Joe Barry Carroll, Purdue	6	63	32	158	26.3
1981	Al Wood, North Carolina	5	44	21	109	21.8
1982	Rob Williams, Houston	5	30	28	88	17.6
1983	Dereck Whittenburg, North Carolina St.	6	47	26	120	20.0
1984	Roosevelt Chapman, Dayton	4	35	35	105	26.3
1985	Chris Mullin, St. John's (N.Y.)	5	39	32	110	22.0
1986	Johnny Dawkins, Duke	6	66	21	153	25.5

Season	Player, Team	G	FG	3FG	FTM	Pts.	Avg.
1987	Steve Alford, Indiana	6	42	21	33	138	23.0
	Rony Seikaly, Syracuse	6	87	0	32	138	23.0
1988	Danny Manning, Kansas	6	69	2	23	163	27.2
1989	Glen Rice, Michigan	6	75	27	7	184	30.7
1990	Dennis Scott, Georgia Tech	5	51	24	27	153	30.6
1991	Christian Laettner, Duke	6	37	2	49	125	20.8
1992	Christian Laettner, Duke	6	39	7	30	115	19.2
1993	Donald Williams, North Carolina	6	40	22	16	118	19.7
1994	Khalid Reeves, Arizona	5	45	8	39	137	27.4
1995	Corliss Williamson, Arkansas	6	49	0	27	125	20.8
1996	John Wallace, Syracuse	6	47	7	30	131	21.8
1997	Miles Simon, Arizona	6	42	10	38	132	22.0
1998	Michael Doleac, Utah	6	34	2	45	115	19.2
1999	Richard Hamilton, Connecticut	6	56	7	26	145	24.2
2000	Morris Peterson, Michigan St.	6	35	15	20	105	17.5
2001	Jason Williams, Duke	6	52	23	27	154	25.7
2002	Juan Dixon, Maryland	6	52	22	29	155	25.8
2003	Carmelo Anthony, Syracuse	6	47	10	17	121	20.2
2004	Ben Gordon, Connecticut	6	37	14	39	127	21.2

*later vacated

HIGHEST SCORING AVERAGE

Season	Player, Team	G	FG	FTM	Pts.	Avg.
1939	Jim Hull, Ohio St.	3	22	14	58	19.3
1940	Howard Engleman, Kansas	3	18	3	39	13.0
	Bob Kinney, Rice	2	12	2	26	13.0
1941	John Adams, Arkansas	2	21	6	48	24.0
1942	Chet Palmer, Rice	2	19	5	43	21.5
	Jim Pollard, Stanford	2	20	3	43	21.5
1943	John Hargis, Texas	2	21	17	59	29.5
1944	Nick Bozolich, Pepperdine	2	17	11	45	22.5
1945	Dick Wilkins, Oregon	2	19	6	44	22.0
1946	Bob Kurland, Oklahoma St.	3	28	16	72	24.0
1947	George Kafian, Holy Cross	3	25	13	63	21.0
1948	Jack Nichols, Washington	2	13	13	39	19.5
1949	Alex Groza, Kentucky	3	31	20	82	27.3
1950	Sam Ranzino, North Carolina St.	3	25	25	75	25.0
1951	William Kukoy, North Carolina St.	3	25	19	69	23.0
1952	Clyde Lovellette, Kansas	4	53	35	141	35.3
1953	Bob Haubregs, Washington	4	57	25	139	34.8
1954	John Clune, Navy	3	30	19	79	26.3
1955	Terry Rand, Marquette	3	31	11	73	24.3
1956	Hal Lear, Temple	5	63	34	160	32.0
1957	Wilt Chamberlain, Kansas	4	40	41	121	30.3
1958	Wayne Embry, Miami (Ohio)	3	32	19	83	27.7
1959	Jerry West, West Virginia	5	57	46	160	32.0
1960	Jerry West, West Virginia	3	35	35	105	35.0
1961	Billy McGill, Utah	4	49	21	119	29.8
1962	Len Chappell, Wake Forest	5	45	44	134	26.8
1963	Barry Kramer, New York U.	3	31	28	100	33.3
1964	Jeff Mullins, Duke	4	50	16	116	29.0
1965	Bill Bradley, Princeton	5	65	47	147	35.4
1966	Jerry Chambers, Utah	4	55	33	143	35.8
1967	Lew Alcindor, UCLA	4	39	28	106	26.5
1968	Elvin Hayes, Houston	5	70	27	167	33.4
1969	Rick Mount, Purdue	4	49	24	122	30.5
1970	Austin Carr, Notre Dame	3	68	22	158	52.7
1971	Austin Carr, Notre Dame	3	48	29	125	41.7
1972	*Dwight Lamar, La-Lafayette	4	41	18	100	33.3
	Jim Price, Louisville	4	41	21	103	25.8
1973	Larry Finch, Memphis	4	34	39	107	26.8
1974	John Shumate, Notre Dame	3	35	16	86	28.7
1975	Adrian Dantley, Notre Dame	3	29	34	92	30.7

Season	Player, Team	G	FG	FTM	Pts.	Avg.
1976	Willie Smith, Missouri	3	38	18	94	31.3
1977	Cedric Maxwell, Charlotte	5	39	45	123	24.6
1978	Dave Corzine, DePaul	3	33	16	82	27.3
1979	Larry Bird, Indiana St.	5	52	32	136	27.2
1980	Joe Barry Carroll, Purdue	6	63	32	158	26.3
1981	Al Wood, North Carolina	5	44	21	109	21.8
1982	Oliver Robinson, UAB	3	27	12	66	22.0
1983	Greg Stokes, Iowa	3	24	13	61	20.3
1984	Roosevelt Chapman, Dayton	4	35	35	105	26.3
1985	Kenny Walker, Kentucky	3	28	19	75	25.0
1986	David Robinson, Navy	4	35	40	110	27.5

Season	Player, Team	G	FG	3FG	FTM	Pts.	Avg.
1987	Fennis Dembo, Wyoming	3	25	11	23	84	28.0
1988	Danny Manning, Kansas	6	69	2	23	163	27.2
1989	Glen Rice, Michigan	6	75	27	7	184	30.7
1990	Bo Kimble, Loyola Marymount	4	51	15	26	143	35.8
1991	Terry Dehere, Seton Hall	4	34	12	17	97	24.3
1992	Jamal Mashburn, Kentucky	4	34	6	22	96	24.0
1993	Calbert Cheaney, Indiana	4	40	3	23	106	26.5
1994	Gary Collier, Tulsa	3	30	13	21	94	31.3
1995	Darryl Iverson, Mississippi St.	3	21	9	22	73	24.3
1996	Allen Iverson, Georgetown	4	38	12	23	111	27.8
1997	Dedric Willoughby, Iowa St.	3	24	14	12	74	24.7
1998	Khalid El-Amin, Connecticut	4	30	10	23	93	23.3
1999	Wally Szczerbiak, Miami (Ohio)	3	32	11	15	90	30.0
2000	Marcus Fizer, Iowa St.	4	32	2	14	80	20.0
2001	Jason Williams, Duke	6	52	23	27	154	25.7
2002	Caron Butler, Connecticut	4	32	8	34	106	26.5
2003	Dahntay Jones, Duke	3	25	8	16	74	24.7
2004	Gerry McNamara, Syracuse	3	19	15	27	80	26.7

*later vacated

REBOUNDING LEADERS

Season	Player, Team	G	Reb.	Avg.
1951	Bill Spivey, Kentucky	4	65	16.3
1957	John Green, Michigan St.	4	77	19.3
1958	Elgin Baylor, Seattle	5	91	18.2
1959	Jerry West, West Virginia	5	73	14.6
1960	Tom Sanders, New York U.	5	83	16.6
1961	Jerry Lucas, Ohio St.	4	73	18.3
1962	Len Chappell, Wake Forest	5	86	17.2
1963	Nate Thurmond, Bowling Green	3	70	23.3
	Vic Rouse, Loyola (Ill.)	5	70	14.0
	Paul Silas, Creighton	3	57	19.0
1964	Bill Bradley, Princeton	5	57	11.4
1966	Jerry Chambers, Utah	4	56	14.0
1967	Don May, Dayton	5	82	16.4
1968	Elvin Hayes, Houston	5	97	19.4
1969	Lew Alcindor, UCLA	4	64	16.0
1970	Artis Gilmore, Jacksonville	5	93	18.6
1971	*Clarence Glover, Western Ky.	5	89	17.8
	Sidney Wicks, UCLA	4	52	13.0
1972	Bill Walton, UCLA	4	64	16.0
1973	Bill Walton, UCLA	4	58	14.5
1974	Tom Burleson, North Carolina St.	4	61	15.3
1975	Richard Washington, UCLA	5	60	12.0
1976	Phil Hubbard, Michigan	5	61	12.2
1977	Cedric Maxwell, Charlotte	5	64	12.8
1978	Eugene Banks, Duke	5	50	10.0
1979	Larry Bird, Indiana St.	5	67	13.4
1980	*Mike Sanders, UCLA	6	60	10.0
1981	Cliff Levingston, Wichita St.	4	53	13.3
1982	Clyde Drexler, Houston	5	42	8.4
1983	Akeem Olajuwon, Houston	5	65	13.0
1984	Akeem Olajuwon, Houston	5	57	11.4
1985	Ed Pinckney, Villanova	6	48	8.0
1986	Pervis Ellison, Louisville	6	57	9.5
1987	Derrick Coleman, Syracuse	6	73	12.2
1988	Danny Manning, Kansas	6	56	9.3
1989	Darryl Walker, Seton Hall	6	58	9.7
1990	Larry Johnson, UNLV	6	75	12.5
1991	Larry Johnson, UNLV	5	51	10.2
1992	*Chris Webber, Michigan	6	58	9.7
1993	*Chris Webber, Michigan	6	68	11.3
1994	Cherokee Parks, Duke	6	55	9.2
1995	Ed O'Bannon, UCLA	6	54	9.0
1996	Tim Duncan, Wake Forest	4	52	13.0
1997	A. J. Bramlett, Arizona	6	62	10.3
1998	Antawn Jamison, North Carolina	5	63	12.6
1999	Elton Brand, Duke	6	55	9.2
2000	Brendan Haywood, North Carolina	5	48	9.6
2001	Shane Battier, Duke	6	61	10.2

CHAMPIONSHIPS

Season	Player, Team	G	Reb.	Avg.
2002	Drew Gooden, Kansas.....	5	61	12.2
2003	Nick Collison, Kansas.....	6	81	13.5
2004	Emeka Okafor, Connecticut.....	6	68	11.3

*later vacated

HIGHEST REBOUNDING AVERAGE

Season	Player, Team	G	Reb.	Avg.
1951	Bill Spivey, Kentucky.....	4	65	16.3
1957	John Green, Michigan St.....	4	77	19.3
1958	Elgin Baylor, Seattle.....	5	91	18.2
1959	Oscar Robertson, Cincinnati.....	4	63	15.8
1960	Howard Jolliff, Ohio.....	3	64	21.3
1961	Jerry Lucas, Ohio St.....	4	73	18.3
1962	Mel Counts, Oregon St.....	3	53	17.7
1963	Nate Thurmond, Bowling Green.....	3	70	23.3
1964	Paul Silas, Creighton.....	3	57	19.0
1965	James Ware, Oklahoma City.....	3	55	18.3
1966	Elvin Hayes, Houston.....	3	50	16.7
1967	Don May, Dayton.....	5	82	16.4
1968	Elvin Hayes, Houston.....	5	97	19.4
1969	Lew Alcindor, UCLA.....	4	64	16.0
1970	Artis Gilmore, Jacksonville.....	5	93	18.6
1971	*Clarence Glover, Western Ky.....	5	89	17.8
	Collis Jones, Notre Dame.....	3	49	16.3
1972	Bill Walton, UCLA.....	4	64	16.0
1973	Bill Walton, UCLA.....	4	58	14.5
1974	Marvin Barnes, Providence.....	3	51	17.0
1975	Mike Franklin, Cincinnati.....	3	49	16.3
1976	Al Fleming, Arizona.....	3	39	13.0
1977	Phil Hubbard, Michigan.....	3	45	15.0
1978	Greg Kelsey, Michigan St.....	3	37	12.3
1979	Larry Bird, Indiana St.....	5	67	13.4
1980	Durand Macklin, LSU.....	3	31	10.3
1981	Cliff Levingston, Wichita St.....	4	53	13.3
1982	Ed Pinckney, Villanova.....	3	30	10.0
1983	Akeem Olajuwon, Houston.....	5	65	13.0
1984	*Keith Lee, Memphis.....	3	37	12.3
	Akeem Olajuwon, Houston.....	5	57	11.4
1985	Karl Malone, Louisiana Tech.....	3	40	13.3
1986	David Robinson, Navy.....	4	47	11.8
1987	Derrick Coleman, Syracuse.....	6	73	12.2
1988	Pervis Ellison, Louisville.....	3	33	11.0
1989	Pervis Ellison, Louisville.....	3	31	10.3
	Stacey King, Oklahoma.....	3	31	10.3
1990	Dale Davis, Clemson.....	3	44	14.7
1991	Byron Houston, Oklahoma St.....	3	36	12.0
1992	Doug Edwards, Florida St.....	3	32	10.7
1993	*Chris Webber, Michigan.....	6	68	11.3
1994	*Jwan Howard, Michigan.....	6	51	12.8
1995	Tim Duncan, Wake Forest.....	3	43	14.3
1996	Tim Duncan, Wake Forest.....	4	52	13.0
1997	Paul Pierce, Kansas.....	3	36	12.0
1998	Antawn Jamison, North Carolina.....	5	63	12.6
1999	Eduardo Najera, Oklahoma.....	3	35	11.7
2000	Eric Coley, Tulsa.....	4	43	10.8
2001	Dan Gadzuric, UCLA.....	3	36	12.0
2002	Drew Gooden, Kansas.....	5	61	12.2
2003	Nick Collison, Kansas.....	6	81	13.5
2004	Emeka Okafor, Connecticut.....	6	68	11.3

*later vacated

TOP 10 INDIVIDUAL LEADERS

Single-Game

POINTS

- 61, Austin Carr, Notre Dame vs. Ohio, 1st R, 3-7-1970
- 58, Bill Bradley, Princeton vs. Wichita St., N3d, 3-20-1965
- 56, Oscar Robertson, Cincinnati vs. Arkansas, R3d, 3-15-1958
- 52, Austin Carr, Notre Dame vs. Kentucky, RSF, 3-12-1970
- 52, Austin Carr, Notre Dame vs. TCU, 1st R, 3-13-1971
- 50, David Robinson, Navy vs. Michigan, 1st R, 3-12-1987
- 49, Elvin Hayes, Houston vs. Loyola (Ill.), 1st R, 3-9-1968
- 48, Hal Lear, Temple vs. Southern Methodist, N3d, 3-23-1956
- 47, Austin Carr, Notre Dame vs. Houston, R3d, 3-20-1971
- 46, Dave Corzine, DePaul vs. Louisville, RSF, 3-17-1978 (2 of)

REBOUNDS

- 34, Fred Cohen, Temple vs. Connecticut, RSF, 3-16-1956
- 31, Nate Thurmond, Bowling Green vs. Mississippi St., R3d, 3-16-1963
- 30, Jerry Lucas, Ohio St. vs. Kentucky, RF, 3-18-1961
- 29, Toby Kimball, Connecticut vs. St. Joseph's, 1st R, 3-8-1965
- 28, Elvin Hayes, Houston vs. Pacific, R3d, 3-12-1966
- 27, Bill Russell, San Francisco vs. Iowa, CH, 3-19-1956
- 27, John Green, Michigan St. vs. Notre Dame, RSF, 3-15-1957

- 27, Paul Silas, Creighton vs. Oklahoma City, 1st R, 3-9-1964
- 27, Elvin Hayes, Houston vs. Loyola (Ill.), 1st R, 3-9-1968
- 26, Howard Jolliff, Ohio vs. Georgia Tech, RSF, 3-11-1960
- 26, Phil Hubbard, Michigan vs. Detroit, RSF, 3-17-1977

REBOUNDS SINCE 1973

- 26, Phil Hubbard, Michigan vs. Detroit, RSF, 3-17-1977
- 24, Tom Burleson, North Carolina St. vs. Providence, RSF, 3-14-1974
- 23, Kent Benson, Indiana vs. Kentucky, RF, 3-22-1975
- 22, Larry Kenon, Memphis vs. Providence, NSF, 3-26-1973
- 22, Akeem Olajuwon, Houston vs. Louisville, NSF, 1983
- 22, Tim Duncan, Wake Forest vs. Oklahoma St., RSF, 3-24-1995
- 22, Tim Duncan, Wake Forest vs. St. Mary's (Cal.), 1st R, 3-14-1997
- 21, Marvin Barnes, Providence vs. Furman, R3d, 3-16-1974
- 21, Leon Douglas, Alabama vs. Arizona St., 1st R, 3-15-1975
- 21, Ralph Sampson, Virginia vs. UAB, RSF, 3-18-1982
- 21, Loy Vaught, Michigan vs. Illinois St., 1st R, 3-16-1990

Series

POINTS

- 184, Glen Rice, Michigan, 1989 (6 games)
- 177, Bill Bradley, Princeton, 1965 (5)
- 167, Elvin Hayes, Houston, 1968 (5)
- 163, Danny Manning, Kansas, 1988 (6)
- 160, Hal Lear, Temple, 1956 (5)
- 160, Jerry West, West Virginia, 1959 (5)
- 158, Austin Carr, Notre Dame, 1970 (3)
- 158, Joe Barry Carroll, Purdue, 1980 (6)
- 155, Juan Dixon, Maryland, 2002 (6)
- 154, Jason Williams, Duke, 2001 (6)

SCORING AVERAGE

- 52.7 (158 points in 3 games), Austin Carr, Notre Dame, 1970
- 41.7 (125 in 3), Austin Carr, Notre Dame, 1971
- 35.8 (143 in 4), Jerry Chambers, Utah, 1966
- 35.8 (143 in 4), Bo Kimble, Loyola Marymount, 1990
- 35.4 (177 in 5), Bill Bradley, Princeton, 1965
- 35.3 (141 in 4), Clyde Lovelette, Kansas, 1952
- 35.0 (140 in 4), Gail Goodrich, UCLA, 1965
- 35.0 (105 in 3), Jerry West, West Virginia, 1960
- 34.8 (139 in 4), Bob Houbregs, Washington, 1953
- 33.4 (167 in 5), Elvin Hayes, Houston, 1968

REBOUNDS

- 97, Elvin Hayes, Houston, 1968 (5 games)
- 93, Artis Gilmore, Jacksonville, 1970 (5)
- 91, Elgin Baylor, Seattle, 1958 (5)
- 90, Sam Lacey, New Mexico St., 1970 (5)
- 89, *Clarence Glover, Western Ky., 1971 (5)
- 86, Len Chappell, Wake Forest, 1962 (5)
- 83, Tom Sanders, New York U., 1960 (5)
- 82, Don May, Dayton, 1967 (5)
- 81, Nick Collison, Kansas, 2003 (6)
- 77, John Green, Michigan St., 1957 (4)

REBOUNDS SINCE 1973

- 81, Nick Collison, Kansas, 2003 (6 games)
- 75, Larry Johnson, UNLV, 1990 (6)
- 73, Derrick Coleman, Syracuse, 1987 (6)
- 68, *Chris Webber, Michigan, 1993 (6)
- 68, Emeka Okafor, Connecticut, 2004 (6)
- 67, Larry Bird, Indiana St., 1979 (5)
- 65, Akeem Olajuwon, Houston, 1983 (5)
- 64, Cedric Maxwell, Charlotte, 1977 (5)
- 63, Antawn Jamison, North Carolina, 1998 (5)
- 62, A.J. Bramlett, Arizona, 1997 (6)

REBOUND AVERAGE (MIN. 3 GAMES)

- 23.3 (70 rebounds in 3 games), Nate Thurmond, Bowling Green, 1963
- 21.3 (64 in 3), Howard Jolliff, Ohio, 1960
- 19.4 (97 in 5), Elvin Hayes, Houston, 1968
- 19.3 (77 in 4), John Green, Michigan St., 1957
- 19.0 (57 in 3), Paul Silas, Creighton, 1964
- 18.8 (75 in 4), Lew Alcindor, UCLA, 1968
- 18.6 (93 in 5), Artis Gilmore, Jacksonville, 1970
- 18.3 (55 in 3), James Ware, Oklahoma City, 1965
- 18.3 (73 in 4), Jerry Lucas, Ohio St., 1961
- 18.2 (91 in 5), Elgin Baylor, Seattle, 1958

REBOUND AVERAGE SINCE 1973 (MIN. 3 GAMES)

- 17.0 (51 rebounds in 3 games), Marvin Barnes, Providence, 1974
- 16.3 (49 in 3), Mike Franklin, Cincinnati, 1975
- 15.3 (61 in 4), Tom Burleson, North Carolina St., 1974
- 15.0 (45 in 3), Phil Hubbard, Michigan, 1977
- 14.7 (44 in 3), Dale Davis, Clemson, 1990
- 14.5 (58 in 4), Bill Walton, UCLA, 1973
- 14.3 (57 in 4), Larry Kenon, Memphis, 1973
- 14.3 (43 in 3), Tim Duncan, Wake Forest, 1995
- 14.0 (56 in 4), Ronnie Robinson, Memphis, 1973
- 13.5 (54 in 4), Bill Walton, UCLA, 1974
- 13.5 (81 in 6), Nick Collison, Kansas, 2003

Career

POINTS

407, Christian Laettner, Duke, 1989-92 (23 games)
 358, Elvin Hayes, Houston, 1966-68 (13)
 328, Danny Manning, Kansas, 1985-88 (16)
 324, Oscar Robertson, Cincinnati, 1958-60 (10)
 308, Glen Rice, Michigan, 1986-89 (13)
 304, Lew Alcindor, UCLA, 1967-69 (12)
 303, Bill Bradley, Princeton, 1963-65 (9)
 303, Corliss Williamson, Arkansas, 1993-95 (15)
 294, Juan Dixon, Maryland, 1999-2002 (16)
 289, Austin Carr, Notre Dame, 1969-71 (7)

SCORING AVERAGE (MIN. 6 GAMES)

41.3 (289 points in 7 games), Austin Carr, Notre Dame, 1969-71
 33.7 (303 in 9), Bill Bradley, Princeton, 1963-65
 32.4 (324 in 10), Oscar Robertson, Cincinnati, 1958-60
 30.6 (275 in 9), Jerry West, West Virginia, 1958-60
 30.5 (183 in 6), Bob Pettit, LSU, 1953-54
 29.3 (176 in 6), Dan Issel, Kentucky, 1968-70
 29.3 (176 in 6), *Jim McDaniels, Western Ky., 1970-71
 29.2 (175 in 6), Dwight Lamar, La.-Lafayette, 1972-73
 29.1 (204 in 7), Bo Kimble, Loyola Marymount, 1988-90
 28.6 (200 in 7), David Robinson, Navy, 1985-87

REBOUNDS

222, Elvin Hayes, Houston, 1966-68 (13 games)
 201, Lew Alcindor, UCLA, 1967-69 (12)
 197, Jerry Lucas, Ohio St., 1960-62 (12)
 181, Nick Collison, Kansas, 2000-03 (16)
 176, Bill Walton, UCLA, 1972-74 (12)
 169, Christian Laettner, Duke, 1989-92 (23)
 165, Tim Duncan, Wake Forest, 1994-97 (11)
 160, Paul Hogue, Cincinnati, 1960-62 (12)
 157, Sam Lacey, New Mexico St., 1968-70 (11)
 155, Derrick Coleman, Syracuse, 1987-90 (14)

REBOUNDS SINCE 1973

181, Nick Collison, Kansas, 2000-03 (16 games)
 169, Christian Laettner, Duke, 1989-92 (23)
 165, Tim Duncan, Wake Forest, 1994-97 (11)

155, Derrick Coleman, Syracuse, 1987-90 (14)
 153, Akeem Olajuwon, Houston, 1982-84 (15)
 144, Patrick Ewing, Georgetown, 1982-85 (18)
 141, Emeka Okafor, Connecticut, 2002-04 (13)
 138, Marques Johnson, UCLA, 1974-77 (16)
 138, George Lynch, North Carolina, 1990-93 (17)
 137, Lonny Baxter, Maryland, 1999-2002 (16)

REBOUNDING AVERAGE (MIN. 6 GAMES)

19.7 (118 rebounds in 6 games), John Green, Michigan St., 1957-59
 19.2 (115 in 6), Artis Gilmore, Jacksonville, 1970-71
 18.5 (111 in 6), Paul Silas, Creighton, 1962-64
 17.1 (137 in 8), Len Chappell, Wake Forest, 1961-62
 17.1 (222 in 13), Elvin Hayes, Houston, 1966-68
 16.8 (201 in 12), Lew Alcindor, UCLA, 1967-69
 16.4 (197 in 12), Jerry Lucas, Ohio St., 1960-62
 15.0 (165 in 11), Tim Duncan, Wake Forest, 1994-97
 14.7 (176 in 12), Bill Walton, UCLA, 1972-74
 14.3 (157 in 11), Sam Lacey, New Mexico St., 1968-70

REBOUNDING AVERAGE SINCE 1973 (MIN. 7 GAMES)

15.0 (165 in 11), Tim Duncan, Wake Forest, 1994-97
 14.1 (99 in 7), Marvin Barnes, Providence, 1973-74
 14.0 (112 in 8), Bill Walton, UCLA, 1973-74
 13.3 (106 in 8), Phil Hubbard, Michigan, 1976-77
 12.3 (86 in 7), David Robinson, Navy, 1985-87
 11.5 (126 in 11), Larry Johnson, UNLV, 1990-91
 11.3 (181 in 16), Nick Collison, Kansas, 2000-03
 11.3 (113 in 10), Ralph Sampson, Virginia, 1981-83
 11.3 (90 in 8), Greg Kelsner, Michigan St., 1978-79
 11.1 (155 in 14), Derrick Coleman, Syracuse, 1987-90

CH-National Championship Game
 NSF-National Semifinal Game
 N3d-National Third Place Game
 RF-Regional Final Game
 RSF-Regional Semifinal Game
 R3d-Regional Third Place Game
 2nd R-Second Round Game
 1st R-First Round Game
 OR-Opening Round Game

*Record later vacated

INDIVIDUAL RECORDS

Single Game

POINTS

61, Austin Carr, Notre Dame vs. Ohio, 1st R, 3-7-1970

POINTS BY TWO TEAMMATES

85, Austin Carr (61) and Collis Jones (24), Notre Dame vs. Ohio, 1st R, 3-7-1970

POINTS BY TWO OPPOSING PLAYERS

96, Austin Carr (52), Notre Dame, and Dan Issel (44), Kentucky, RSF, 3-12-1970

FIELD GOALS

25, Austin Carr, Notre Dame vs. Ohio, 1st R, 3-7-1970

FIELD GOALS ATTEMPTED

44, Austin Carr, Notre Dame vs. Ohio, 1st R, 3-7-1970

FIELD-GOAL PERCENTAGE (MINIMUM 11 FGM)

100% (11-11), Kenny Walker, Kentucky vs. Western Ky., 2nd R, 3-16-1986

THREE-POINT FIELD GOALS

11, Jeff Fryer, Loyola Marymount vs. Michigan, 2nd R, 3-18-1990

THREE-POINT FIELD GOALS ATTEMPTED

22, Jeff Fryer, Loyola Marymount vs. Arkansas, 1st R, 3-16-1989

THREE-POINT FIELD-GOAL PERCENTAGE (Minimum 8 3FGM)

100% (8-8), John Goldsberry, UNC Wilmington vs. Maryland, 1st R, 3-21-2003

FREE THROWS

23, Bob Carney, Bradley vs. Colorado, RSF, 3-12-1954; Travis Mays, Texas vs. Georgia, 1st R, 3-17-1990

FREE THROWS ATTEMPTED

27, David Robinson, Navy vs. Syracuse, 2nd R, 3-16-1986; Travis Mays, Texas vs. Georgia, 1st R, 3-17-1990

FREE-THROW PERCENTAGE (MINIMUM 16 FTM)

100% (16-16), Bill Bradley, Princeton vs. St. Joseph's, 1st R, 3-11-1963; Fennis Dembo, Wyoming vs. UCLA, 2nd R, 3-14-1987

REBOUNDS

34, Fred Cohen, Temple vs. Connecticut, RSF, 3-16-1956

REBOUNDS SINCE 1973

26, Phil Hubbard, Michigan vs. Detroit, RSF, 3-17-1977

ASSISTS

18, Mark Wade, UNLV vs. Indiana, NSF, 3-28-1987

BLOCKED SHOTS

11, Shaquille O'Neal, LSU vs. Brigham Young, 1st R, 3-19-1992

STEALS

8, Darrell Hawkins, Arkansas vs. Holy Cross, 1st R, 3-18-1993; Grant Hill, Duke vs. California, 2nd R, 3-20-1993; Duane Clemens, Ball St. vs. UCLA, 1st R, 3-16-2000

Series

(Three-game minimum for averages and percentages)

POINTS

184, Glen Rice, Michigan, 1989 (6 games)

SCORING AVERAGE

52.7 (158 points in 3 games), Austin Carr, Notre Dame, 1970

FIELD GOALS

75, Glen Rice, Michigan, 1989 (6 games)

FIELD GOALS ATTEMPTED

138, *Jim McDaniels, Western Ky., 1971 (5 games)
 137, Elvin Hayes, Houston, 1968 (5)

FIELD-GOAL PERCENTAGE

(Minimum 5 FGM per Game)

78.8% (26-33), Christian Laettner, Duke, 1989 (5 games)

THREE-POINT FIELD GOALS

27, Glen Rice, Michigan, 1989 (6 games)

THREE-POINT FIELD GOALS ATTEMPTED

66, Jason Williams, Duke, 2001 (6 games)

THREE-POINT FIELD-GOAL PERCENTAGE

(Minimum 1.5 3FGM per Game, 2.0 3FGM Since 2001)

100% (6-6), Ranzino Smith, North Carolina, 1987 (4 games)

FREE THROWS

55, Bob Carney, Bradley, 1954 (5 games)

FREE THROWS ATTEMPTED

71, Jerry West, West Virginia, 1959 (5 games)

PERFECT FREE-THROW PERCENTAGE

(Minimum 2.5 FTM per Game)

100% (35-35), Arthur Lee, Stanford, 1998 (5 games)

REBOUNDS

97, Elvin Hayes, Houston, 1968 (5 games)

REBOUNDS SINCE 1973

81, Nick Collison, Kansas, 2003 (6 games)

REBOUND AVERAGE

Minimum 3 games)

23.3 (70 rebounds in 3 games), Nate Thurmond, Bowling Green, 1963

REBOUND AVERAGE SINCE 1973**(Minimum 3 games)**

17.0 (51 rebounds in 3 games), Marvin Barnes, Providence, 1974

ASSISTS

61, Mark Wade, UNLV, 1987 (5 games)
Blocked Shots
24, Loren Woods, Arizona, 2001 (6 games)

STEALS

23, Mookie Blaylock, Oklahoma, 1988 (6 games)

Career**(Two-year minimum for averages and percentages)****POINTS**

407—Christian Laettner, Duke, 1989-92 (23 games)

SCORING AVERAGE**(Minimum 6 games)**

41.3—Austin Carr, Notre Dame, 1969-71 (289 points in 7 games)

FIELD GOALS

152—Elvin Hayes, Houston, 1966-68

FIELD GOALS ATTEMPTED

310—Elvin Hayes, Houston, 1966-68

FIELD-GOAL PERCENTAGE**(Minimum 70 Made)**

68.6% (109-159)—Bill Walton, UCLA, 1972-74

THREE-POINT FIELD GOALS

42—Bobby Hurley, Duke, 1990-93 (20 games)

THREE-POINT FIELD GOALS ATTEMPTED

112—Jason Williams, Duke, 2000-02 (12 games)

THREE-POINT FIELD-GOAL PERCENTAGE**(Minimum 30 made)**

56.5% (35-62)—Glen Rice, Michigan, 1986-89 (13 games)

(Minimum 20 made)

65.0% (26-40)—William Scott, Kansas St., 1987-88 (5 games)

FREE THROWS MADE

142—Christian Laettner, Duke, 1989-92 (23 games)

FREE THROWS ATTEMPTED

167—Christian Laettner, Duke, 1989-92 (23 games)

FREE-THROW PERCENTAGE**(Minimum 50 made)**

93.5% (58-62)—Arthur Lee, Stanford, 1996-99 (12 games)

(Minimum 30 made)

97.7% (42-43), Keith Van Horn, Utah, 1995-97 (8 games)

REBOUNDS

222—Elvin Hayes, Houston, 1966-68 (13 games)

REBOUNDING AVERAGE**(Minimum 6 Games)**

19.7—John Green, Michigan St., 1957-59 (118 rebounds in 6 games)

ASSISTS

145—Bobby Hurley, Duke, 1990-93 (20 games)

BLOCKED SHOTS

50—Tim Duncan, Wake Forest, 1994-97 (11 games)

STEALS

39—Grant Hill, Duke, 1991-94 (20 games)

GAMES PLAYED

23—Christian Laettner, Duke, 1989-92

TEAM RECORDS**Single Game****POINTS**

149, Loyola Marymount vs. Michigan (115), 2nd R, 3-18-1990

FEWEST POINTS

20, North Carolina vs. Pittsburgh (26), RF, 3-21-1941

WINNING MARGIN

69, Loyola (Ill.) (111) vs. Tennessee Tech (42), 1st R, 3-11-1963

SMALLEST WINNING MARGIN

1, 152 tied (most recent: four in 2004)

POINTS SCORED BY LOSING TEAM

120, Utah vs. *St. Joseph's (127), N3d, 3-25-1961 (4 ot)

FIELD GOALS

52, Iowa vs. Notre Dame, R3d, 3-14-1970

FEWEST FIELD GOALS

8, Springfield vs. Indiana, RF, 3-20-1940

FIELD GOALS ATTEMPTED

112, Marshall vs. La.-Lafayette, 1st R, 3-11-1972

FIELD-GOAL PERCENTAGE

80.0% (28-35), Oklahoma St. vs. Tulane, 2nd R, 3-22-1992

LOWEST FIELD-GOAL PERCENTAGE

12.7% (8-63), Springfield vs. Indiana, RF, 3-20-1940

THREE-POINT FIELD GOALS

21, Loyola Marymount vs. Michigan, 2nd R, 3-18-1990

THREE-POINT FIELD GOALS ATTEMPTED

43, St. Joseph's vs. Boston College, 2nd R, 3-15-1997 (ot)

THREE-POINT FIELD-GOAL PERCENTAGE**(Minimum 7 3FGM)**

88.9% (8-9), Kansas St. vs. Georgia, 1st R, 3-12-1987

FREE THROWS

43, Arizona vs. Illinois, RF, 3-25-2001

FREE THROWS ATTEMPTED

56, Arizona vs. Illinois, RF, 3-25-2001

FREE-THROW PERCENTAGE (MINIMUM 22 FTM)

100% (22-22), Fordham vs. South Carolina, R3d, 3-20-1971

REBOUNDS

86, Notre Dame vs. Tennessee Tech, 1st R, 3-11-1958

REBOUND MARGIN

42, Notre Dame (86) vs. Tennessee Tech (44), 1st R, 3-11-1958

ASSISTS

36, North Carolina vs. Loyola Marymount, 2nd R, 3-19-1988

BLOCKED SHOTS

14, Kentucky vs. UCLA, RSF, 3-20-1998

STEALS

19, Providence vs. Austin Peay, 2nd R, 3-14-1987;
Connecticut vs. Boston U., 1st R, 3-15-1990

PERSONAL FOULS

41, Dayton vs. Illinois, RSF, 3-21-1952

PLAYERS DISQUALIFIED

6, Kansas vs. Notre Dame, 1st R, 3-15-1975; Illinois vs. Arizona, RF, 3-25-2001

Single Game, Both Teams**POINTS**

264, Loyola Marymount (149) vs. Michigan (115), 2nd R, 3-18-1990

FEWEST POINTS

46, Pittsburgh (26) vs. North Carolina (20), RF, 3-21-1941

FIELD GOALS

97, Iowa (52) vs. Notre Dame (45), R3d, 3-14-1970

FIELD GOALS ATTEMPTED

204, Utah (103) vs. *St. Joseph's (101), N3d, 3-25-1961 (4 ot)

THREE-POINT FIELD GOALS

28, Seton Hall (15) vs. Temple (13), 2nd R, 3-19-2000 (ot)

THREE-POINT FIELD GOALS ATTEMPTED

66, UCLA (36) vs. Cincinnati (30), 2nd R, 3-17-2002

FREE THROWS

69, Morehead St. (37) vs. Pittsburgh (32), 1st R, 3-11-1957

FREE THROWS ATTEMPTED

105, Morehead St. (53) vs. Iowa (52), RSF, 3-16-1956

REBOUNDS

134, Marshall (68) vs. *La.-Lafayette (66), 1st R, 3-11-1972

132, Pacific (67) vs. Houston (65), R3d, 3-12-1966

ASSISTS

58, UNLV (35) vs. Loyola Marymount (23), RF, 3-25-1990

BLOCKED SHOTS

20, Kentucky (14) vs. UCLA (6), RSF, 3-20-1998

STEALS

28, N.C. A&T (16) vs. Arkansas (12), 1st R, 3-18-1994; Purdue (16) vs. Delaware (12), 1st R, 3-13-1998; TCU (16) vs. Florida St. (12), 1st R, 3-13-1998; Florida (15) vs. Weber St. (13), 2nd R, 3-13-1999

PERSONAL FOULS

68, Iowa (35) vs. Morehead St. (33), RSF, 3-16-1956

Series**(Three-game minimum for averages and percentages)****POINTS**

571, UNLV, 1990 (6 games)

SCORING AVERAGE

105.8, Loyola Marymount, 1990 (423 points in 4 games)

FIELD GOALS

218, UNLV, 1977 (5 games)

FIELD GOALS ATTEMPTED

442, *Western Ky., 1971 (5 games)

441, UNLV, 1977 (5)

FIELD-GOAL PERCENTAGE

60.4% (113-187), North Carolina, 1975 (3 games)

THREE-POINT FIELD GOALS

60, Arkansas, 1995 (6 games); Duke, 2001 (6)

THREE-POINT FIELD GOALS ATTEMPTED

175, Duke, 2001 (6 games)

THREE-POINT FIELD-GOAL PERCENTAGE**(Minimum 12 3FGM)**

60.9% (14-23), Indiana, 1989 (3 games)

(Minimum 30 3FGM)

51.9% (40-77), Kansas, 1993 (5 games)

FREE THROWS

146, Bradley, 1954 (5 games)

FREE THROWS ATTEMPTED

194, Bradley, 1954 (5 games)

FREE-THROW PERCENTAGE**(Minimum 30 FTM)**

87.0% (47-54), St. John's (N.Y.), 1969 (3 games)

REBOUNDS

306, Houston, 1968 (5 games)

ASSISTS

143, Kentucky, 1996 (6 games)

BLOCKED SHOTS

48, Kentucky, 1998 (6 games)

STEALS

72, Oklahoma, 1988 (6 games)

PERSONAL FOULS

150, Pennsylvania, 1979 (6 games)

CH-National Championship Game

NSF-National Semifinal Game

N3d-National Third Place Game

RF-Regional Final Game

RSF-Regional Semifinal Game

R3d-Regional Third Place Game

2nd R-Second Round Game

1st R-First Round Game

OR-Opening Round Game

*Record later vacated

All-Time Division I Tournament Records

RECORD OF EACH TEAM COACH BY COACH

(289 Teams)

	Yrs. Won	Lost	CH	2D	3d%	4th	RR
AIR FORCE							
Bob Spear (DePauw 1941) 1960, 62	2	0	2	0	0	0	0
Joe Scott (Princeton 1987) 2004	1	0	1	0	0	0	0
TOTAL	3	0	3	0	0	0	0
AKRON							
Bob Huggins (West Virginia 1977) 1986 ..	1	0	1	0	0	0	0
TOTAL	1	0	1	0	0	0	0
ALABAMA*							
C.M. Newton (Kentucky 1952) 1975, 76..	2	1	2	0	0	0	0
Wimp Sanderson (North Ala. 1959)							
1982, 83,84, 85, 86, 87*, 89, 90,							
91,92.....	10	12	10	0	0	0	0
David Hobbs (Va. Commonwealth 1971)							
1994,95.....	2	2	2	0	0	0	0
Mark Gottfried (Alabama 1987) 2002,							
03, 04RR	3	4	3	0	0	0	1
TOTAL	17	19	17	0	0	0	1
ALABAMA ST.							
Rob Spivery (Ashland 1972) 2001, 04	2	0	2	0	0	0	0
TOTAL	2	0	2	0	0	0	0
UAB							
Gene Bartow (Truman 1953) 1981,							
82RR, 83,84, 85, 86, 87, 90, 94	9	6	9	0	0	0	1
Murry Bartow (UAB 1985) 1999	1	0	1	0	0	0	0
Mike Anderson (Tulsa 1982) 2004.....	1	2	1	0	0	0	0
TOTAL	11	8	11	0	0	0	1
ALCORN ST.							
Davey L. Whitney (Kentucky St. 1953)							
1980, 82, 83, 84, 99, 2002.....	6	3	6	0	0	0	0
TOTAL	6	3	6	0	0	0	0
APPALACHIAN ST.							
Bobby Cremins (South Carolina 1970)							
1979	1	0	1	0	0	0	0
Buzz Peterson (North Carolina 1986)							
2000.....	1	0	1	0	0	0	0
TOTAL	2	0	2	0	0	0	0
ARIZONA *							
Fred Enke (Minnesota 1921) 1951	1	0	1	0	0	0	0
Fred Snowden (Wayne St. (Mich.) 1958)							
1976RR, 77	2	2	2	0	0	0	1
Luther "Lute" Olson (Augsburg 1957)							
1985, 86, 87, 88-T3d, 89, 90, 91,							
92, 93, 94-T3d, 95, 96, 97-CH,							
98RR, 99*, 2000, 01-2d, 02, 03RR, 04...	20	35	19	1	1	2	2
TOTAL	23	37	22	1	1	2	3
ARIZONA ST. *							
Ned Wulk (Wis.-La Crosse 1942) 1958,							
61RR, 62, 63RR, 64, 73, 75RR, 80, 81..	9	8	10	0	0	0	3
Bill Frieder (Michigan 1964) 1991, 95*....	2	3	2	0	0	0	0
Rob Evans (New Mexico St. 1968) 2003 ..	1	1	1	0	0	0	0
TOTAL	12	12	13	0	0	0	3
ARKANSAS							
Eugene Lambert (Arkansas 1929) 1945-							
T3d, 49RR.....	2	2	2	0	0	1	0
Glen Rose (Arkansas 1928) 1941-T3d, 58							
Eddie Sutton (Oklahoma St. 1958) 1977,							
78-3d, 79RR,80, 81, 82, 83, 84, 85	9	10	9	0	0	1	0
Nolan Richardson (UTEP 1965) 1988, 89,							
90-T3d, 91RR, 92, 93, 94-CH, 95-2d,							
96, 98, 99, 2000, 01.....	13	26	12	1	1	1	0
TOTAL	26	39	26	1	1	4	0
ARKANSAS ST.							
Dickey Nutt (Oklahoma St. 1982) 1999....	1	0	1	0	0	0	0
TOTAL	1	0	1	0	0	0	0
ARK.-LITTLE ROCK							
Mike Newell (Sam Houston St. 1973)							
1986, 89, 90	3	1	3	0	0	0	0
TOTAL	3	1	3	0	0	0	0
AUBURN							
Sonny Smith (Milligan 1958) 1984, 85,							
86RR, 87, 88	5	7	5	0	0	0	1
Cliff Ellis (Florida St. 1968) 1999, 2000,							
03	3	5	3	0	0	0	0
TOTAL	8	12	8	0	0	0	1
AUSTIN PEAY*							
Lake Kelly (Ga. Tech 1956) 1973*, 74, 87							
Dave Loos (Memphis 1970) 1996, 2003 ..	3	2	4	0	0	0	0
TOTAL	5	2	6	0	0	0	0

Yrs. Won Lost CH 2D 3d% 4th RR

BALL ST.							
Steve Yoder (Ill. Wesleyan 1962) 1981	1	0	1	0	0	0	0
Al Brown (Purdue 1964) 1986	1	0	1	0	0	0	0
Rick Majerus (Marquette 1970) 1989	1	1	1	0	0	0	0
Dick Hunsaker (Weber St. 1977) 1990,							
93	2	2	2	0	0	0	0
Ray McCallum (Ball St. 1983) 1995, 2000							
TOTAL	7	3	7	0	0	0	0
BAYLOR							
R.E. "Bill" Henderson (Howard Payne							
1925) 1946RR, 48-2d, 50-4th.....	3	3	5	0	1	0	1
Gene Iba (Tulsa 1963) 1988	1	0	1	0	0	0	0
TOTAL	4	3	6	0	1	0	1
BOISE ST.							
Doran "Bus" Connor (Idaho St. 1955)							
1976.....	1	0	1	0	0	0	0
Bob Dye (Idaho St. 1962) 1988, 93, 94...							
TOTAL	4	0	4	0	0	0	0
BOSTON COLLEGE							
Donald Martin (Georgetown 1941) 1958							
Bob Cousy (Holy Cross 1948) 1967RR,							
68	2	2	2	0	0	0	1
Bob Zuffelato (Central Conn. St. 1959) 1975							
Tom Davis (Wis.-Platteville 1960) 1981,							
82RR	2	5	2	0	0	0	1
Gary Williams (Maryland 1967) 1983,							
85	2	3	2	0	0	0	0
Jim O'Brien (Boston College 1971)							
1994RR, 96, 97	3	5	3	0	0	0	1
Al Skinner (Massachusetts 1974) 2001,							
02, 04	3	2	3	0	0	0	0
TOTAL	14	18	15	0	0	0	3
BOSTON U.							
Matt Zunic (George Washington 1942)							
1959RR	1	2	1	0	0	0	1
Rick Pitino (Massachusetts 1974) 1983.....	1	0	1	0	0	0	0
Mike Jarvis (Northeastern 1968) 1988,							
90	2	0	2	0	0	0	0
Dennis Wolff (Connecticut 1978) 1997,							
2002	2	0	2	0	0	0	0
TOTAL	6	2	6	0	0	0	1
BOWLING GREEN							
Harold Anderson (Otterbein 1924) 1959,							
62, 63	3	1	4	0	0	0	0
Bill Fitch (Coe 1954) 1968.....	1	0	1	0	0	0	0
TOTAL	4	1	5	0	0	0	0
BRADLEY							
Forrest "Forddy" Anderson (Stanford							
1942) 1950-2d, 54-2d.....	2	6	2	0	2	0	0
Bob Vanatta (Central Methodist 1945)							
1955RR	1	2	1	0	0	0	1
Dick Versace (Wisconsin 1964) 1980, 86.							
Stan Albeck (Bradley 1955) 1988	1	0	1	0	0	0	0
Jim Molinari (Ill. Wesleyan 1977) 1996....	1	0	1	0	0	0	0
TOTAL	7	9	7	0	2	0	1
BRIGHAM YOUNG							
Stan Watts (Brigham Young 1938)							
1950RR, 51RR, 57, 65, 69, 71, 72	7	4	10	0	0	0	2
Frank Arnold (Idaho St. 1956) 1979, 80,							
81RR	3	3	3	0	0	0	1
Ladell Andersen (Utah St. 1951) 1984,							
87, 88	3	2	3	0	0	0	0
Roger Reid (Weber St. 1967) 1990, 91,							
92, 93, 95.....	5	2	5	0	0	0	0
Steve Cleveland (UC Irvine 1976) 2001,							
03, 04.....	3	0	3	0	0	0	0
TOTAL	21	11	24	0	0	0	3
BROWN							
George Allen (West Virginia 1935)							
1939RR	1	0	1	0	0	0	1
Mike Cingiser (Brown 1962) 1986	1	0	1	0	0	0	0
TOTAL	2	0	2	0	0	0	1
BUCKNELL							
Charles Woollum (William & Mary 1962)							
1987, 89.....	2	0	2	0	0	0	0
TOTAL	2	0	2	0	0	0	0
BUTLER							
Paul "Tony" Hinkle (Chicago 1921) 1962..							
Barry Collier (Butler 1976) 1997, 98,							
2000	3	0	3	0	0	0	0
Thad Matta (Butler 1990) 2001	1	1	1	0	0	0	0
Todd Lickliter (Butler 1979) 2003	1	2	1	0	0	0	0
TOTAL	6	5	6	0	0	0	0

CHAMPIONSHIPS

	Yrs. Won	Lost	CH	2D	3d%	4th	RR
CALIFORNIA*							
Clarence "Nibs" Price (California 1914) 1946-4th.....	1	1	2	0	0	0	1
Pete Newell (Loyola Marymount 1940) 1957RR, 58RR, 59-CH, 60-2d.....	4	10	3	1	1	0	2
Lou Campanelli (Montclair St. 1960) 1990.....	1	1	1	0	0	0	0
Todd Bozeman (Rhode Island 1986) 1993, 94, 96*.....	3	2	3	0	0	0	0
Ben Braun (Wisconsin 1975) 1997, 2001, 02, 03.....	4	4	4	0	0	0	0
TOTAL	13	18	13	1	1	0	2
UC SANTA BARB.							
Jerry Pimm (Southern California 1961) 1988, 90.....	2	1	2	0	0	0	0
Bob Williams (San Jose St. 1975) 2002....	1	0	1	0	0	0	0
TOTAL	3	1	3	0	0	0	0
CAL ST. FULLERTON							
Bob Dye (Idaho St. 1962) 1978RR.....	1	2	1	0	0	0	1
TOTAL	1	2	1	0	0	0	1
CAL ST. L.A.							
Bob Miller (Occidental 1953) 1974.....	1	0	1	0	0	0	0
TOTAL	1	0	1	0	0	0	0
CAL ST. NORTHRIDGE							
Bobby Braswell (Cal St. Northridge 1984) 2001.....	1	0	1	0	0	0	0
TOTAL	1	0	1	0	0	0	0
CAMPBELL							
Billy Lee (Barton 1971) 1992.....	1	0	1	0	0	0	0
TOTAL	1	0	1	0	0	0	0
CANISIUS							
Joseph Curran (Canisius 1943) 1955RR, 56RR, 57.....	3	6	3	0	0	0	2
John Beilein (Wheeling Jesuit 1975) 1996.....	1	0	1	0	0	0	0
TOTAL	4	6	4	0	0	0	2
CATHOLIC							
John Long (Catholic 1928) 1944RR.....	1	0	2	0	0	0	1
TOTAL	1	0	2	0	0	0	1
CENTRAL CONN. ST.							
Howie Dickenmann (Central Conn. St. 1970) 2000, 02.....	2	0	2	0	0	0	0
TOTAL	2	0	2	0	0	0	0
UCF							
Kirk Speraw (Iowa 1980) 1994, 96, 2004..	3	0	3	0	0	0	0
TOTAL	3	0	3	0	0	0	0
CENTRAL MICH.							
Dick Parfitt (Central Mich. 1953) 1975, 77.....	2	2	2	0	0	0	0
Charlie Coles [Miami (Ohio) 1965] 1987..	1	0	1	0	0	0	0
Jay Smith (Saginaw Valley 1984) 2003.....	1	1	1	0	0	0	0
TOTAL	4	3	4	0	0	0	0
COL. OF CHARLESTON							
John Kresse [St. John's (N.Y.) 1964] 1994, 97, 98, 99.....	4	1	4	0	0	0	0
TOTAL	4	1	4	0	0	0	0
CHARLESTON SO.							
Tom Conrad (Old Dominion 1979) 1997..	1	0	1	0	0	0	0
TOTAL	1	0	1	0	0	0	0
CHARLOTTE							
Lee Rose (Transylvania 1958) 1977-4th....	1	3	2	0	0	0	1
Jeff Mullins (Duke 1964) 1988, 92, 95....	3	0	3	0	0	0	0
Melvin Watkins (Charlotte 1977) 1997, 98.....	2	2	2	0	0	0	0
Bob Lutz (Charlotte 1980) 1999, 2001, 02, 04.....	4	2	4	0	0	0	0
TOTAL	10	7	11	0	0	0	1
CHATTANOOGA							
Murray Arnold (American 1960) 1981, 82, 83.....	3	1	3	0	0	0	0
Mack McCarthy (Virginia Tech 1974) 1988, 93, 94, 95, 97.....	5	2	5	0	0	0	0
TOTAL	8	3	8	0	0	0	0
CINCINNATI							
George Smith (Cincinnati 1935) 1958, 59-3d, 60-3d.....	3	7	3	0	0	2	0
Ed Jucker (Cincinnati 1940) 1961-CH, 62-CH, 63-2d.....	3	11	1	2	1	0	0
Tay Baker (Cincinnati 1950) 1966.....	1	0	2	0	0	0	0
Gale Catlett (West Virginia 1963) 1975, 76, 77.....	3	2	3	0	0	0	0

	Yrs. Won	Lost	CH	2D	3d%	4th	RR
Bob Huggins (West Virginia 1977) 1992-3d, 93RR, 94, 95, 96RR, 97, 98, 99, 2000, 01, 02, 03, 04.....	13	19	13	0	0	1	2
TOTAL	23	39	22	2	1	3	2
CCNY							
Nat Holman (Savage School of Phys. Ed. 1917) 1947-4th, 50-CH.....	2	4	2	1	0	0	1
TOTAL	2	4	2	1	0	0	1
CLEMSON*							
Bill C. Foster (Carson-Newman 1958) 1980RR.....	1	3	1	0	0	0	1
Cliff Ellis (Florida St. 1968) 1987, 89, 90* Rick Barnes (Lenoir-Rhyne 1977) 1996, 97, 98.....	3	3	3	0	0	0	0
TOTAL	7	8	7	0	0	0	1
CLEVELAND ST.							
Kevin Mackey (St. Anselm 1967) 1986.....	1	2	1	0	0	0	0
TOTAL	1	2	1	0	0	0	0
COASTAL CARO.							
Russ Bergman (LSU 1970) 1991, 93.....	2	0	2	0	0	0	0
TOTAL	2	0	2	0	0	0	0
COLGATE							
Jack Bruen (Catholic 1972) 1995, 96.....	2	0	2	0	0	0	0
TOTAL	2	0	2	0	0	0	0
COLORADO							
Forrest "Frosty" Cox (Kansas 1930) 1940RR, 42-T3d, 46RR.....	3	2	4	0	0	1	2
Horace "Bebe" Lee (Stanford 1938) 1954, 55-3d.....	2	3	3	0	0	1	0
Russell "Sox" Walseth (Colorado 1948) 1962RR, 63RR, 69.....	3	3	3	0	0	0	2
Ricardo Patton (Belmont 1980) 1997, 2003.....	2	1	2	0	0	0	0
TOTAL	10	9	12	0	0	2	4
COLORADO ST.							
Bill Strannigan (Wyoming 1941) 1954.....	1	0	2	0	0	0	0
Jim Williams (Utah St. 1947) 1963, 65, 66, 69RR.....	4	2	4	0	0	0	1
Boyd Grant (Colorado St. 1957) 1989, 90.....	2	1	2	0	0	0	0
Dale Layer (Eckerd 1979) 2003.....	1	0	1	0	0	0	0
TOTAL	8	3	9	0	0	0	1
COLUMBIA							
Gordon Ridings (Oregon 1929) 1948RR... Lou Rossini (Columbia 1948) 1951.....	1	0	2	0	0	0	1
John "Jack" Rohan (Columbia 1953) 1968.....	1	2	1	0	0	0	0
TOTAL	3	2	4	0	0	0	1
CONNECTICUT*							
Hugh Greer (Connecticut 1926) 1951, 54, 56, 57, 58, 59, 60.....	7	1	8	0	0	0	0
George Wigton (Ohio St. 1956) 1963.....	1	0	1	0	0	0	0
Fred Shabel (Duke 1954) 1964RR, 65, 67.....	3	2	3	0	0	0	1
Donald "Dee" Rowe (Middlebury 1952) 1976.....	1	1	1	0	0	0	0
Dom Perno (Connecticut 1964) 1979.....	1	0	1	0	0	0	0
Jim Calhoun (American Int'l 1968) 1990RR, 91, 92, 94, 95RR, 96*, 98RR, 99-CH, 2000, 02RR, 03, 04-CH.....	12	34	10	2	0	0	4
TOTAL	25	38	24	2	0	0	5
COPPIN ST.							
Ron Mitchell (Edison 1984) 1990, 93, 97..	3	1	3	0	0	0	0
TOTAL	3	1	3	0	0	0	0
CORNELL							
Royner Greene (Illinois 1929) 1954.....	1	0	2	0	0	0	0
Mike Dement (East Caro. 1976) 1988.....	1	0	1	0	0	0	0
TOTAL	2	0	3	0	0	0	0
CREIGHTON							
Eddie Hickey (Creighton 1927) 1941RR.... John "Red" McManus (St. Ambrose 1949) 1962, 64.....	2	3	3	0	0	0	0
Eddie Sutton (Oklahoma St. 1958) 1974... Tom Apke (Creighton 1965) 1975, 78, 81.....	3	0	3	0	0	0	0
Tony Barone (Duke 1968) 1989, 91.....	2	1	2	0	0	0	0
Dana Altman (Eastern N.M. 1980) 1999, 2000, 01, 02, 03.....	5	2	5	0	0	0	0
TOTAL	14	9	15	0	0	0	1
DARTMOUTH							
Osborne "Ozzie" Cowles (Carleton 1922) 1941RR, 42-2d, 43RR.....	3	4	3	0	1	0	2
Earl Brown (Notre Dame 1939) 1944-2d..	1	2	1	0	1	0	0

	Yrs. Won	Lost	CH	2D	3d%	4th	RR
Alvin "Doggie" Julian (Bucknell 1923) 1956, 58RR, 59.....	3	4	3	0	0	0	1
TOTAL	7	10	7	0	2	0	3
DAVIDSON							
Charles "Lefty" Driesell (Duke 1954) 1966, 68RR, 69RR.....	3	5	4	0	0	0	2
Terry Holland (Davidson 1964) 1970.....	1	0	1	0	0	0	0
Bobby Hussey (Appalachian St. 1962) 1986.....	1	0	1	0	0	0	0
Bob McKillop (Hofstra 1972) 1998, 2002...	2	0	2	0	0	0	0
TOTAL	7	5	8	0	0	0	2
DAYTON							
Tom Blackburn [Wilmington (Ohio) 1931] 1952.....	1	1	1	0	0	0	0
Don Donoher (Dayton 1954) 1965, 66, 67-2d, 69, 70, 74, 84RR, 85.....	8	11	10	0	1	0	1
Jim O'Brien (St. Joseph's 1974) 1990.....	1	1	1	0	0	0	0
Oliver Purnell (Old Dominion 1975) 2000, 03.....	2	0	2	0	0	0	0
Brian Gregory (Oakland 1990) 2004.....	1	0	1	0	0	0	0
TOTAL	13	13	15	0	1	0	1
DELAWARE							
Steve Steinwedel (Mississippi St. 1975) 1992, 93.....	2	0	2	0	0	0	0
Mike Brey (George Washington 1982) 1998, 99.....	2	0	2	0	0	0	0
TOTAL	4	0	4	0	0	0	0
DePAUL*							
Ray Meyer (Notre Dame 1938) 1943- T3d, 53, 56, 59, 60, 65, 76, 78RR, 79-3d, 80, 81, 82, 84.....	13	14	16	0	2	0	1
Joey Meyer (DePaul 1971) 1985, 86*, 87*, 88*, 89*, 91, 92.....	7	6	7	0	0	0	0
Pat Kennedy [King's (Pa.) 1976] 2000.....	1	0	1	0	0	0	0
Dave Leitao (Northeastern 1983) 2004.....	1	1	1	0	0	0	0
TOTAL	22	21	25	0	2	0	1
DETROIT							
Robert Calihan (Detroit 1940) 1962.....	1	0	1	0	0	0	0
Dick Vitale (Seton Hall 1962) 1977.....	1	1	1	0	0	0	0
Dave "Smokey" Gaines (LeMoyne-Owen 1963) 1979.....	1	0	1	0	0	0	0
Perry Watson (Eastern Mich. 1972) 1998, 99.....	2	2	2	0	0	0	0
TOTAL	5	3	5	0	0	0	0
DRAKE							
Maurice John (Central Mo. St. 1941) 1969-3d, 70RR, 71RR.....	3	5	3	0	0	1	2
TOTAL	3	5	3	0	0	1	2
DREXEL							
Eddie Burke (La Salle 1967) 1986.....	1	0	1	0	0	0	0
Bill Herrion (Merrimack 1981) 1994, 95, 96.....	3	1	3	0	0	0	0
TOTAL	4	1	4	0	0	0	0
DUKE							
Harold Bradley (Hartwick 1934) 1955.....	1	0	1	0	0	0	0
Vic Bubas (North Carolina St. 1951) 1960RR, 63-3d, 64-2d, 66-3d.....	4	11	4	0	1	2	1
W.E. "Bill" Foster (Elizabethtown 1954) 1978-2d, 79, 80RR.....	3	6	3	0	1	0	1
Mike Krzyzewski (Army 1969) 1984, 85, 86-2d, 87, 88-T3d, 89-T3d, 90-2d, 91-CH, 92-CH, 93, 94-2d, 96, 97, 98RR, 99-2d, 2000, 01-CH, 02, 03, 04-T3d.....	20	64	17	3	4	3	1
TOTAL	28	81	25	3	6	5	3
DUQUESNE							
Charles "Chick" Davies (Duquesne 1934) 1940-T3d.....	1	1	1	0	0	1	0
Donald "Dudey" Moore (Duquesne 1934) 1952RR.....	1	1	1	0	0	0	1
John "Red" Manning (Duquesne 1951) 1969, 71.....	2	2	2	0	0	0	0
John Cinicola (Duquesne 1955) 1977.....	1	0	1	0	0	0	0
TOTAL	5	4	5	0	0	1	1
EAST CARO.							
Tom Quinn (Marshall 1954) 1972.....	1	0	1	0	0	0	0
Eddie Payne (Wake Forest 1973) 1993.....	1	0	1	0	0	0	0
TOTAL	2	0	2	0	0	0	0
EAST TENN. ST.							
J. Madison Brooks (Louisiana Tech 1937) 1968.....	1	1	2	0	0	0	0
Les Robinson (North Carolina St. 1964) 1989, 90.....	2	0	2	0	0	0	0
Alan LeForce (Cumberland 1957) 1991, 92.....	2	1	2	0	0	0	0

	Yrs. Won	Lost	CH	2D	3d%	4th	RR
Ed DeChellis (Penn St. 1982) 2003.....	1	0	1	0	0	0	0
Murry Bartow (UAB 1985) 2004.....	1	0	1	0	0	0	0
TOTAL	2	0	2	0	0	0	0
EASTERN ILL.							
Rick Samuels (Chadron St. 1971) 1992, 2001.....	2	0	2	0	0	0	0
TOTAL	2	0	2	0	0	0	0
EASTERN KY.							
Paul McBrayer (Kentucky 1930) 1953, 59.....	2	0	2	0	0	0	0
Jim Baechtold (Eastern Ky. 1952) 1965.....	1	0	1	0	0	0	0
Guy Strong (Eastern Ky. 1955) 1972.....	1	0	1	0	0	0	0
Ed Byhre [Augustana (S.D.) 1966] 1979....	1	0	1	0	0	0	0
TOTAL	5	0	5	0	0	0	0
EASTERN MICH.							
Ben Braun (Wisconsin 1975) 1988, 91, 96.....	3	3	3	0	0	0	0
Milton Barnes (Albion 1979) 1998.....	1	0	1	0	0	0	0
TOTAL	4	3	4	0	0	0	0
EASTERN WASH.							
Ray Giacometti (Minot St. 1984) 2004.....	1	0	1	0	0	0	0
TOTAL	1	0	1	0	0	0	0
EVANSVILLE							
Dick Walters (Illinois St. 1969) 1982.....	1	0	1	0	0	0	0
Jim Crews (Indiana 1976) 1989, 92, 93, 99.....	4	1	4	0	0	0	0
TOTAL	5	1	5	0	0	0	0
FAIRFIELD							
Mitch Buonaguro (Boston College 1975) 1986, 87.....	2	0	2	0	0	0	0
Paul Cormier (New Hampshire 1973) 1997.....	1	0	1	0	0	0	0
TOTAL	3	0	3	0	0	0	0
FDU-TEANECK							
Tom Green (Syracuse 1971) 1985, 88, 98...	3	0	3	0	0	0	0
TOTAL	3	0	3	0	0	0	0
FLORIDA*							
Norm Sloan (North Carolina St. 1951) 1987*, 88*, 89.....	3	3	3	0	0	0	0
Lon Kruger (Kansas St. 1974) 1994-T3d, 95.....	2	4	2	0	0	1	0
Billy Donovan (Providence 1987) 1999, 2000-2d, 01, 02, 03, 04.....	6	9	6	0	1	0	0
TOTAL	11	16	11	0	1	1	0
FLORIDA A&M							
Mickey Clayton (Florida A&M 1975) 1999.....	1	0	1	0	0	0	0
Mike Gillespie (DePaul 1974) 2004.....	1	1	1	0	0	0	0
TOTAL	2	1	2	0	0	0	0
FLORIDA ATLANTIC							
Sydney Green (UNLV 1983), 2002.....	1	0	1	0	0	0	0
TOTAL	1	0	1	0	0	0	0
FLORIDA INT'L							
Bob Weltlich (Ohio St. 1967) 1995.....	1	0	1	0	0	0	0
TOTAL	1	0	1	0	0	0	0
FLORIDA ST.							
Hugh Durham (Florida St. 1959) 1968, 72-2d, 78.....	3	4	3	0	1	0	0
Joe Williams (Southern Methodist 1956) 1980.....	1	1	1	0	0	0	0
Pat Kennedy [King's (Pa.) 1976] 1988, 89, 91, 92, 93RR.....	5	6	5	0	0	0	1
Steve Robinson (Radford 1981) 1998.....	1	1	1	0	0	0	0
TOTAL	10	12	10	0	1	0	1
FORDHAM							
John Bach (Fordham 1948) 1953, 54.....	2	0	2	0	0	0	0
Richard "Digger" Phelps (Rider 1963) 1971.....	1	2	1	0	0	0	0
Nick Macarchuk (Fairfield 1963) 1992.....	1	0	1	0	0	0	0
TOTAL	4	2	4	0	0	0	0
FRESNO ST.*							
Boyd Grant (Colorado St. 1961) 1981, 82, 84.....	3	1	3	0	0	0	0
Jerry Tarkanian (Fresno St. 1956) 2000*, 01.....	2	1	2	0	0	0	0
TOTAL	5	2	5	0	0	0	0
FURMAN							
Joe Williams (Southern Methodist 1956) 1971, 73, 74, 75, 78.....	5	1	6	0	0	0	0
Eddie Holbrook (Lenoir-Rhyne 1962) 1980.....	1	0	1	0	0	0	0
TOTAL	6	1	7	0	0	0	0

	Yrs. Won	Lost	CH	2D	3d%	4th	RR
GEORGE MASON							
Ernie Nestor (Alderson-Broadus 1968)							
1989.....	1	0	1	0	0	0	0
Jim Larranaga (Providence 1971) 1999,							
2001.....	2	0	2	0	0	0	0
TOTAL	3	0	3	0	0	0	0
GEORGE WASHINGTON							
Bill Reinhart (Oregon 1923) 1954, 61.....	2	0	2	0	0	0	0
Mike Jarvis (Northeastern 1968) 1993,							
94, 96, 98.....	4	3	4	0	0	0	0
Tom Penders (Connecticut 1967) 1999.....	1	0	1	0	0	0	0
TOTAL	7	3	7	0	0	0	0
GEORGETOWN							
Elmer Ripley (No college) 1943-2d.....	1	2	1	0	1	0	0
John Thompson (Providence 1964) 1975,							
76, 79, 80RR, 81, 82-2d, 83, 84-CH,							
85-2d, 86, 87RR, 88, 89RR, 90, 91,							
92, 94, 95, 96RR, 97.....	20	34	19	1	2	0	4
Craig Esherick (Georgetown 1978) 2001 ...	1	2	1	0	0	0	0
TOTAL	22	38	21	1	3	0	4
GEORGIA*							
Hugh Durham (Florida St. 1959) 1983-							
T3d, 85*, 87, 90, 91.....	5	4	5	0	0	1	0
Tubby Smith (High Point 1973) 1996, 97..	2	2	2	0	0	0	0
Jim Harrick [Charleston (W.Va.) 1960]							
2001, 02.....	2	1	2	0	0	0	0
TOTAL	9	7	9	0	0	1	0
GA. SOUTHERN							
Frank Kerns (Alabama 1957) 1983, 87,							
92.....	3	0	3	0	0	0	0
TOTAL	3	0	3	0	0	0	0
GEORGIA ST.							
Bob Reinhart (Indiana 1961) 1991.....	1	0	1	0	0	0	0
Charles "Lefty" Driesell (Duke 1954) 2001.	1	1	1	0	0	0	0
TOTAL	2	1	2	0	0	0	0
GEORGIA TECH							
John "Whack" Hyder (Georgia Tech							
1937) 1960RR.....	1	1	1	0	0	0	1
Bobby Cremins (South Carolina 1970)							
1985RR, 86, 87, 88, 89, 90-T3d, 91,							
92, 93, 96.....	10	15	10	0	0	1	0
Paul Hewitt (St. John Fisher 1985) 2001,							
04-2d.....	2	5	2	0	1	0	0
TOTAL	13	21	13	0	1	1	0
GONZAGA							
Dan Fitzgerald (Cal St. L.A. 1965) 1995...	1	0	1	0	0	0	0
Dan Monson (Idaho 1985) 1999RR.....	1	3	1	0	0	0	1
Mark Few (Oregon 1987) 2000, 01, 02,							
03, 04.....	5	6	5	0	0	0	0
TOTAL	7	9	7	0	0	0	1
HAMPTON							
Steve Merfeld (Wis.-La Crosse 1984) 2001,							
02.....	2	1	2	0	0	0	0
TOTAL	2	1	2	0	0	0	0
HARDIN-SIMMONS							
Bill Scott (Hardin-Simmons 1947) 1953,							
57.....	2	0	2	0	0	0	0
TOTAL	2	0	2	0	0	0	0
HARVARD							
Floyd Stahl (Illinois 1926) 1946RR.....	1	0	2	0	0	0	1
TOTAL	1	0	2	0	0	0	1
HAWAII							
Ephraim "Red" Rocha (Oregon St. 1950)							
1972.....	1	0	1	0	0	0	0
Riley Wallace [Centenary (La.) 1964]							
1994, 2001, 02.....	3	0	3	0	0	0	0
TOTAL	4	0	4	0	0	0	0
HOFSTRA							
Roger Gaekler (Gettysburg 1965) 1976,							
77.....	2	0	2	0	0	0	0
Jay Wright (Bucknell 1983) 2000, 01.....	2	0	2	0	0	0	0
TOTAL	4	0	4	0	0	0	0
HOLY CROSS							
Alvin "Doggie" Julian (Bucknell 1923)							
1947-CH, 48-3d.....	2	5	1	1	0	1	0
Lester "Buster" Sheary (Catholic 1933)							
1950RR, 53RR.....	2	2	3	0	0	0	2
Roy Leenig [Trinity (Conn.) 1942] 1956....	1	0	1	0	0	0	0
George Blaney (Holy Cross 1961) 1977,							
80, 93.....	3	0	3	0	0	0	0
Ralph Willard (Holy Cross 1967) 2001,							
02, 03.....	3	0	3	0	0	0	0
TOTAL	11	7	11	1	0	1	2

	Yrs. Won	Lost	CH	2D	3d%	4th	RR
HOUSTON							
Alden Pasche (Rice 1932) 1956.....	1	0	2	0	0	0	0
Guy Lewis (Houston 1947) 1961, 65,							
66, 67-3d, 68-4th, 70, 71, 72, 73, 78,							
81, 82-T3d, 83-2d, 84-2d.....	14	26	18	0	2	2	1
Pat Foster (Arkansas 1961) 1987, 90, 92..	3	0	3	0	0	0	0
TOTAL	18	26	23	0	2	2	1
HOUSTON BAPTIST							
Gene Iba (Tulsa 1963) 1984.....	1	0	1	0	0	0	0
TOTAL	1	0	1	0	0	0	0
HOWARD							
A.B. Williamson (N.C. A&T 1968) 1981...	1	0	1	0	0	0	0
Alfred "Butch" Beard (Louisville 1972)							
1992.....	1	0	1	0	0	0	0
TOTAL	2	0	2	0	0	0	0
IDAHO							
Don Monson (Idaho 1955) 1981, 82.....	2	1	2	0	0	0	0
Kermit Davis Jr. (Mississippi St. 1982)							
1989, 90.....	2	0	2	0	0	0	0
TOTAL	4	1	4	0	0	0	0
IDAHO ST.							
Steve Belko (Idaho 1939) 1953, 54, 55,							
56.....	4	2	4	0	0	0	0
John Grayson (Oklahoma 1938) 1957,							
58, 59.....	3	4	5	0	0	0	0
John Evans (Idaho 1948) 1960.....	1	0	1	0	0	0	0
Jim Killingsworth (Northeastern Okla. St.							
1948) 1974, 77RR.....	2	2	2	0	0	0	1
Jim Boutin (Lewis & Clark 1964) 1987.....	1	0	1	0	0	0	0
TOTAL	11	8	13	0	0	0	1
ILLINOIS							
Doug Mills (Illinois 1930) 1942RR.....	1	0	2	0	0	0	1
Harry Combes (Illinois 1937) 1949-3d,							
51-3d, 52-3d, 63RR.....	4	9	4	0	3	0	1
Lou Henson (New Mexico St. 1955)							
1981, 83, 84RR, 85, 86, 87, 88,							
89-T3d, 90, 93, 94, 95.....	12	12	12	0	0	1	0
Lon Kruger (Kansas St. 1974) 1997, 98							
2000.....	3	3	3	0	0	0	0
Bill Self (Oklahoma St. 1985) 2001RR, 02,							
03.....	3	6	3	0	0	0	1
Bruce Weber (Wis.-Milwaukee 1978) 2004							
.....	1	2	1	0	0	0	0
TOTAL	24	32	25	0	0	4	4
ILLINOIS ST.							
Bob Donewald (Hanover 1964) 1983,							
84, 85.....	3	2	3	0	0	0	0
Bob Bender (Duke 1980) 1990.....	1	0	1	0	0	0	0
Kevin Stallings (Purdue 1982) 1997, 98....	2	1	2	0	0	0	0
TOTAL	6	3	6	0	0	0	0
ILL.-CHICAGO							
Jimmy Collins (New Mexico St. 1970)							
1998, 2002, 04.....	3	0	3	0	0	0	0
TOTAL	3	0	3	0	0	0	0
INDIANA							
Branch McCracken (Indiana 1930) 1940-CH,							
53-CH, 54, 58.....	4	9	2	2	0	0	0
Lou Watson (Indiana 1950) 1967.....	1	1	1	0	0	0	0
Bob Knight (Ohio St. 1962) 1973-3d,							
75RR, 76-CH, 78, 80, 81-CH, 82, 83,							
84RR, 86, 87-CH, 88, 89, 90, 91, 92-							
T3d, 93RR, 94, 95, 96, 97, 98, 99,							
2000.....	24	42	21	3	0	2	3
Mike Davis (Alabama 1983) 2001, 02-2d,							
03.....	3	6	3	0	1	0	0
TOTAL	32	58	27	5	1	2	3
IUPUI							
Ron Hunter [Miami (Ohio) 1986] 2003.....	1	0	1	0	0	0	0
TOTAL	1	0	1	0	0	0	0
INDIANA ST.							
Bill Hodges (Marian 1970) 1979-2d.....	1	4	1	0	1	0	0
Royce Waltman (Slippery Rock 1964)							
2000, 01.....	2	1	2	0	0	0	0
TOTAL	3	5	3	0	1	0	0
IONA*							
Jim Valvano (Rutgers 1967) 1979, 80*.....	2	1	2	0	0	0	0
Pat Kennedy [King's (Pa.) 1976] 1984, 85...	2	0	2	0	0	0	0
Tim Welsh (Potsdam St. 1984) 1998.....	1	0	1	0	0	0	0
Jeff Ruland (Iona 1991) 2000, 01.....	2	0	2	0	0	0	0
TOTAL	7	1	7	0	0	0	0
IOWA							
Frank "Bucky" O'Connor (Drake 1938)							
1955-4th, 56-2d.....	2	5	3	0	1	0	1
Ralph Miller (Kansas 1942) 1970.....	1	1	1	0	0	0	0

	Yrs. Won	Lost	CH	2D	3d%	4th	RR
Luther "Lute" Olson (Augsburg 1957)							
1979, 80-4th, 81, 82, 83.....	5	7	6	0	0	0	1
George Raveling (Villanova 1960) 1985,							
86.....	2	0	2	0	0	0	0
Tom Davis (Wis.-Platteville 1960) 1987RR,							
88, 89, 91, 92, 93, 96, 97, 99.....	9	13	9	0	0	0	0
Steve Alford (Indiana 1987) 2001.....	1	1	1	0	0	0	0
TOTAL	20	27	22	0	1	0	2
IOWA ST.							
Louis Menze (Central Mo. St. 1928)							
1944-T3d.....	1	1	1	0	0	1	0
Johnny Orr (Beloit 1949) 1985, 86, 88,							
89, 92, 93.....	6	3	6	0	0	0	0
Tim Floyd (Louisiana Tech 1977) 1995,							
96, 97.....	3	4	3	0	0	0	0
Larry Eustachy (Long Beach St. 1979)							
2000RR, 01.....	2	3	2	0	0	0	1
TOTAL	12	11	12	0	0	1	0
JACKSON ST.							
Andy Stoglin (UTEP 1965) 1997, 2000....	2	0	2	0	0	0	0
TOTAL	2	0	2	0	0	0	0
JACKSONVILLE							
Joe Williams (Southern Methodist 1956)							
1970-2d.....	1	4	1	0	1	0	0
Tom Wasdin (Florida 1957) 1971, 73.....	2	0	2	0	0	0	0
Tates Locke (Ohio Wesleyan 1959) 1979..	1	0	1	0	0	0	0
Bob Wenzel (Rutgers 1971) 1986.....	1	0	1	0	0	0	0
TOTAL	5	4	5	0	1	0	0
JAMES MADISON							
Lou Campanelli (Montclair St. 1960)							
1981, 82, 83.....	3	3	3	0	0	0	0
Charles "Lefty" Driesell (Duke 1954)							
1994.....	1	0	1	0	0	0	0
TOTAL	4	3	4	0	0	0	0
KANSAS							
Forrest C. "Phog" Allen (Kansas 1906)							
1940-2d, 42RR, 52-CH, 53-2d.....	4	10	3	1	2	0	1
Dick Harp (Kansas 1940) 1957-2d, 60RR..	2	4	2	0	1	0	1
Ted Owens (Oklahoma 1951) 1966RR,							
67, 71-4th, 74-4th, 75, 78, 81.....	7	8	9	0	0	0	2
Larry Brown (North Carolina 1963)							
1984, 85, 86-T3d, 87, 88-CH.....	5	14	4	1	0	1	0
Roy Williams (North Carolina 1972)							
1990, 91-2d, 92, 93-T3d, 94, 95,							
96RR, 97, 98, 99, 2000, 01, 02-T3d,							
03-2d.....	14	34	14	0	2	2	0
Bill Self (Oklahoma St. 1985) 2004RR.....	1	3	1	0	0	0	1
TOTAL	33	73	33	2	5	3	2
KANSAS ST.							
Jack Gardner (Southern California 1932)							
1948-4th, 51-2d.....	2	4	3	0	1	0	1
Fred "Tex" Winter (Southern California							
1947) 1956, 58-4th, 59RR, 61RR, 64-							
4th, 68.....	6	7	9	0	0	0	2
Lowell "Colton" Fitzsimmons (Midwestern							
St. 1955) 1970.....	1	1	1	0	0	0	0
Jack Hartman (Oklahoma St. 1949)							
1972RR, 73RR, 75RR, 77, 80, 81RR, 82..	7	11	7	0	0	0	4
Lon Kruger (Kansas St. 1974) 1987,							
88RR, 89, 90.....	4	4	4	0	0	0	1
Dana Altman (Eastern N.M. 1980) 1993..	1	0	1	0	0	0	0
Tom Asbury (Wyoming 1967) 1996.....	1	0	1	0	0	0	0
TOTAL	22	27	26	0	1	0	7
KENT ST.							
Gary Waters (Ferris St. 1975) 1999, 2001.	2	1	2	0	0	0	0
Stan Heath (Eastern Mich. 1988) 2002RR..	1	3	1	0	0	0	1
TOTAL	3	4	3	0	0	0	1
KENTUCKY*							
Adolph Rupp (Kansas 1923) 1942-T3d,							
45RR, 48-CH, 49-CH, 51-CH, 52RR,							
55, 56RR, 57RR, 58-CH, 59, 61RR,							
62RR, 64, 66-2d, 68RR, 69, 70RR,							
71, 72RR.....	20	30	18	4	1	1	0
Joe B. Hall (Sewanee 1951) 1973RR,							
75-2d, 77RR, 78-CH, 80, 81, 82,							
83RR, 84-T3d, 85.....	10	20	9	1	1	1	0
Eddie Sutton (Oklahoma St. 1958)							
1986RR, 87, 88*.....	3	5	3	0	0	0	1
Rick Pitino (Massachusetts 1974)							
1992RR, 93-T3d, 94, 95RR 96-CH,							
97-2d.....	6	22	5	1	1	1	0
Tubby Smith (High Point 1973) 1998-CH,							
99RR, 2000, 01, 02, 03RR, 04.....	7	18	6	1	0	0	2
TOTAL	46	95	41	7	3	3	0

	Yrs. Won	Lost	CH	2D	3d%	4th	RR
LA SALLE							
Ken Loeffler (Penn St. 1924) 1954-CH,							
55-2d.....	2	9	1	1	1	0	0
Jim Harding (Iowa 1949) 1968.....	1	0	1	0	0	0	0
Paul Westhead (St. Joseph's 1961) 1975,							
78.....	2	0	2	0	0	0	0
Dave "Lefty" Ervin (La Salle 1968) 1980,							
83.....	2	1	2	0	0	0	0
Bill "Speedy" Morris (St. Joseph's 1973)							
1988, 89, 90, 92.....	4	1	4	0	0	0	0
TOTAL	11	11	10	1	1	0	0
LAFAYETTE							
George Davidson (Lafayette 1951) 1957..	1	0	2	0	0	0	0
Fran O'Hanlon (Villanova 1970) 1999,							
2000.....	2	0	2	0	0	0	0
TOTAL	3	0	4	0	0	0	0
LAMAR							
Billy Tubbs (Lamar 1958) 1979, 80.....	2	3	2	0	0	0	0
Pat Foster (Arkansas 1961) 1981, 83.....	2	2	2	0	0	0	0
Mike Deane (Potsdam St. 1974) 2000.....	1	0	1	0	0	0	0
TOTAL	5	5	5	0	0	0	0
LEBANON VALLEY							
George "Rinso" Marquette (Lebanon							
Valley 1948) 1953.....	1	1	2	0	0	0	0
TOTAL	1	1	2	0	0	0	0
LEHIGH							
Tom Schneider (Bucknell 1969) 1985.....	1	0	1	0	0	0	0
Fran McCaffery (Pennsylvania 1982) 1988.	1	0	1	0	0	0	0
Billy Taylor (Notre Dame 1995) 2004.....	1	0	1	0	0	0	0
TOTAL	3	0	3	0	0	0	0
LIBERTY							
Jeff Meyer (Taylor 1976) 1994.....	1	0	1	0	0	0	0
Randy Dunton [Baptist Bible (Mo.) 1984]							
2004.....	1	0	1	0	0	0	0
TOTAL	2	0	2	0	0	0	0
LONG BEACH ST.*							
Jerry Tarkanian (Fresno St. 1956) 1970,							
71RR*, 72RR*, 73*.....	4	7	5	0	0	0	2
Dwight Jones (Pepperdine 1965) 1977....	1	0	1	0	0	0	0
Seth Greenberg (FDU-Teaneck 1978)							
1993, 95.....	2	0	2	0	0	0	0
TOTAL	7	7	8	0	0	0	2
LONG ISLAND							
Paul Lizzo (Northwest Mo. St. 1963)							
1981, 84.....	2	0	2	0	0	0	0
Ray Haskins (Shaw 1972) 1997.....	1	0	1	0	0	0	0
TOTAL	3	0	3	0	0	0	0
LSU							
Harry Rabenhorst (Wake Forest 1921)							
1953-4th, 54.....	2	2	4	0	0	0	1
Dale Brown (Minot St. 1957) 1979,							
80RR, 81-4th, 84, 85, 86-T3d, 87RR,							
88, 89, 90, 91, 92, 93.....	13	15	14	0	0	1	1
John Brady (Belhaven 1976) 2000, 03.....	2	2	2	0	0	0	0
TOTAL	17	19	20	0	0	1	2
LOUISIANA TECH							
Andy Russo (Lake Forest 1970) 1984, 85....	2	3	2	0	0	0	0
Tommy Joe Eagles (Louisiana Tech 1971)							
1987, 89.....	2	1	2	0	0	0	0
Jerry Loyd (LeTourneau 1976) 1991.....	1	0	1	0	0	0	0
TOTAL	5	4	5	0	0	0	0
LA.-LAFAYETTE*							
Beryl Shipley (Delta St. 1951) 1972*, 73*..	2	3	3	0	0	0	0
Bobby Paschal (Stetson 1964) 1982, 83....	2	0	2	0	0	0	0
Mary Fletcher (Maryland 1973) 1992, 94..	2	1	2	0	0	0	0
Jessie Evans (Eastern Mich. 1972) 2000, 04	2	0	2	0	0	0	0
TOTAL	8	4	9	0	0	0	0
LA.-MONROE							
Mike Vining (La.-Monroe 1967) 1982,							
86, 90, 91, 92, 93, 96.....	7	0	7	0	0	0	0
TOTAL	7	0	7	0	0	0	0
LOUISVILLE							
Bernard "Peck" Hickman (Western Ky.							
1935) 1951, 59-4th, 61, 64, 67.....	5	5	7	0	0	0	1
John Dromo (John Carroll 1939) 1968.....	1	1	1	0	0	0	0
Denny Crum (UCLA 1959) 1972-4th, 74,							
75-3d, 77, 78, 79, 80-CH, 81,							
82-T3d, 83-T3d, 84, 86-CH, 88, 89,							
90, 92, 93, 94, 95, 96, 97RR, 99,							
2000.....	23	42	23	2	0	3	1
Rick Pitino (Massachusetts 1974) 2003, 04..	2	1	2	0	0	0	0
TOTAL	31	49	33	2	0	3	2

CHAMPIONSHIPS

	Yrs. Won	Lost	CH	2D	3d%	4th	RR
LOYOLA MARYMOUNT*							
William Donovan (Loyola Marymount 1950) 1961.....	1	1	1	0	0	0	0
Ron Jacobs (Southern California 1964) 1980*.....	1	0	1	0	0	0	0
Paul Westhead (St. Joseph's 1961) 1988, 89, 90RR.....	3	4	3	0	0	0	1
TOTAL	5	5	5	0	0	0	1
LOYOLA (ILL.)							
George Ireland (Notre Dame 1936) 1963-CH, 64, 66, 68.....	4	7	3	1	0	0	0
Gene Sullivan (Notre Dame 1953) 1985.....	1	2	1	0	0	0	0
TOTAL	5	9	4	1	0	0	0
LOYOLA (LA.)							
Jim McCafferty [Loyola (La.) 1942] 1954, 57.....	2	0	2	0	0	0	0
Jim Harding (Iowa 1949) 1958.....	1	0	1	0	0	0	0
TOTAL	3	0	3	0	0	0	0
LOYOLA (MD.)							
Skip Prosser (Merchant Marine 1972) 1994.....	1	0	1	0	0	0	0
TOTAL	1	0	1	0	0	0	0
MANHATTAN							
Ken Norton (Long Island 1939) 1956, 58, Fran Fraschilla (Brooklyn 1980) 1993, 95, Bobby Gonzalez (Buffalo St. 1986) 2003, 04.....	2	1	3	0	0	0	0
TOTAL	6	3	7	0	0	0	0
MARIST							
Matt Furjanic (Point Park 1973) 1986.....	1	0	1	0	0	0	0
Dave Magarity [St. Francis (Pa.) 1974] 1987.....	1	0	1	0	0	0	0
TOTAL	2	0	2	0	0	0	0
MARQUETTE							
Jack Nagle (Marquette 1940) 1955RR.....	1	2	1	0	0	0	1
Eddie Hickey (Creighton 1927) 1959, 61, Al McGuire [St. John's (N.Y.) 1951] 1968, 69RR, 71, 72, 73, 74-2d, 75, 76RR, 77-CH.....	9	20	9	1	1	0	2
Hank Raymonds (St. Louis 1948) 1978, 79, 80, 82, 83.....	5	2	5	0	0	0	0
Kevin O'Neill (McGill 1979) 1993, 94.....	2	2	2	0	0	0	0
Mike Deane (Potsdam St. 1974) 1996, 97, Tom Crean (Central Mich. 1989) 2002, 03-T3d.....	2	4	2	0	0	1	0
TOTAL	23	32	24	1	1	1	3
MARSHALL*							
Jule Rivlin (Marshall 1940) 1956.....	1	0	1	0	0	0	0
Carl Tacy (Davis & Elkins 1956) 1972.....	1	0	1	0	0	0	0
Rick Huckabay (Louisiana Tech 1967) 1984, 85, 87*.....	3	0	3	0	0	0	0
TOTAL	5	0	5	0	0	0	0
MARYLAND*							
H.A. "Bud" Millikan (Oklahoma St. 1942) 1958.....	1	2	1	0	0	0	0
Charles "Lefty" Driesell (Duke 1954) 1973RR, 75RR, 80, 81, 83, 84, 85, 86, Bob Wade (Morgan St. 1967) 1988*.....	8	10	8	0	0	0	2
Gary Williams (Maryland 1967) 1994, 95, 96, 97, 98, 99, 2000, 01-T3d, 02-CH, 03, 04.....	11	22	10	1	0	1	0
TOTAL	21	35	20	1	0	1	2
MASSACHUSETTS*							
Matt Zunic (George Washington 1942) 1962.....	1	0	1	0	0	0	0
John Calipari (Clarion 1982) 1992, 93, 94, 95RR, 96-T3d*.....	5	11	5	0	0	1	0
James Flint (St. Joseph's 1987) 1997, 98.....	2	0	2	0	0	0	0
TOTAL	8	11	8	0	0	1	0
McNEESE ST.							
Steve Welch (Southeastern La. 1971) 1989.....	1	0	1	0	0	0	0
Tic Price (Virginia Tech 1979) 2002.....	1	0	1	0	0	0	0
TOTAL	2	0	2	0	0	0	0
MEMPHIS*							
Eugene Lambert (Arkansas 1929) 1955, 56.....	2	0	2	0	0	0	0
Bob Vanatta (Central Methodist 1945) 1962, Gene Bartow (Truman 1953) 1973-2d.....	1	3	1	0	1	0	0
Wayne Yates (Memphis 1961) 1976.....	1	0	1	0	0	0	0
Dana Kirk (Marshall 1960) 1982*, 83*, 84*, 85-T3d*, 86*.....	5	9	5	0	0	1	0
Larry Finch (Memphis 1973) 1988, 89, 92RR, 93, 95, 96.....	6	6	6	0	0	0	1

	Yrs. Won	Lost	CH	2D	3d%	4th	RR
John Calipari (Clarion 1982) 2003, 04.....	2	1	2	0	0	0	0
TOTAL	18	19	18	0	1	1	0
MERCER							
Bill Bibb (Ky. Wesleyan 1957) 1981, 85.....	2	0	2	0	0	0	0
TOTAL	2	0	2	0	0	0	0
MIAMI (FLA.)							
Bruce Hale (Santa Clara 1941) 1960.....	1	0	1	0	0	0	0
Leonard Hamilton (Tenn.-Martin 1971) 1998, 99, 2000, 02.....	4	3	4	0	0	0	0
TOTAL	5	3	5	0	0	0	0
MIAMI (OHIO)							
Bill Rohr (Ohio Wesleyan 1940) 1953, 55, 57.....	3	0	3	0	0	0	0
Dick Shrider (Ohio 1948) 1958, 66.....	2	1	3	0	0	0	0
Tates Locke (Ohio Wesleyan 1959) 1969..	1	1	2	0	0	0	0
Darrell Hedric [Miami (Ohio) 1955] 1971, 73, 78, 84.....	4	1	4	0	0	0	0
Jerry Peiron [Miami (Ohio) 1966] 1985, 86.....	2	0	2	0	0	0	0
Joby Wright (Indiana 1972) 1992.....	1	0	1	0	0	0	0
Herb Sendek (Carnegie Mellon 1985) 1995.....	1	1	1	0	0	0	0
Charlie Coles [Miami (Ohio) 1965] 1997, 99.....	2	2	2	0	0	0	0
TOTAL	16	6	18	0	0	0	0
MICHIGAN#*							
Osborne "Ozzie" Cowles (Carleton 1922) 1948RR.....	1	1	1	0	0	0	1
Dave Strack (Michigan 1946) 1964-3d, 65-2d, 66RR.....	3	7	3	0	1	1	0
Johnny Orr (Beloit 1949) 1974RR, 75, 76-2d, 77RR.....	4	7	4	0	1	0	2
Bill Frieder (Michigan 1964) 1985, 86, 87, 88.....	4	5	4	0	0	0	0
Steve Fisher (Illinois St. 1967) 1989-CH, 90, 92-2d*, 93-2d*, 94RR, 95, 96*.....	7	20	6	1	2	0	1
Brian Ellerbe (Rutgers 1985) 1998*.....	1	1	1	0	0	0	0
TOTAL	20	41	19	1	4	1	5
MICHIGAN ST.							
Forrest "Fordy" Anderson (Stanford 1942) 1957-4th, 59RR.....	2	3	3	0	0	1	1
George "Jud" Heathcote (Washington St. 1950) 1978RR, 79-CH, 85, 86, 90, 91, 92, 94, 95.....	9	14	8	1	0	0	1
Tom Izzo (Northern Mich. 1977) 1998, 99-T3d, 2000-CH, 01-T3d, 02, 03RR, 04.....	7	19	6	1	0	2	0
TOTAL	18	36	17	2	0	2	3
MIDDLE TENN.							
Jimmy Earle (Middle Tenn. 1959) 1975, 77.....	2	0	2	0	0	0	0
Stan Simpson (Ga. Southern 1961) 1982..	1	1	1	0	0	0	0
Bruce Stewart (Jacksonville St. 1975) 1985, 87, 89.....	3	1	3	0	0	0	0
TOTAL	6	2	6	0	0	0	0
MINNESOTA*							
Bill Musselman (Wittenberg 1961) 1972*..	1	1	1	0	0	0	0
Jim Dutcher (Michigan 1955) 1982.....	1	1	1	0	0	0	0
Clem Haskins (Western Ky. 1967) 1989, 90RR, 94*, 95*, 97-T3d*, 99.....	6	10	6	0	0	1	0
TOTAL	8	12	8	0	0	1	0
MISSISSIPPI							
Bob Weltlich (Ohio St. 1967) 1981.....	1	0	1	0	0	0	0
Rob Evans (New Mexico St. 1968) 1997, 98.....	2	0	2	0	0	0	0
Rod Barnes (Mississippi 1988) 1999, 2001, 02.....	3	3	3	0	0	0	0
TOTAL	6	3	6	0	0	0	0
MISSISSIPPI ST.							
James "Babe" McCarthy (Mississippi St. 1949) 1963.....	1	1	1	0	0	0	0
Richard Williams (Mississippi St. 1967) 1991, 95, 96-T3d.....	3	6	3	0	0	1	0
Rick Stansbury (Campbellsville 1982) 2002, 03, 04.....	3	2	3	0	0	0	0
TOTAL	7	9	7	0	0	1	0
MISSISSIPPI VAL.							
Lafayette Stribling (Miss. Industrial 1957) 1986, 92, 96.....	3	0	3	0	0	0	0
TOTAL	3	0	3	0	0	0	0
MISSOURI#*							
George Edwards (Missouri 1913) 1944RR.....	1	1	1	0	0	0	1
Norm Stewart (Missouri 1956) 1976RR, 78, 80, 81, 82 83, 86, 87, 88, 89, 90, 92, 93, 94RR*, 95, 99.....	16	12	16	0	0	0	2

	Yrs. Won	Lost	CH	2D	3d%	4th	RR
Quin Snyder (Duke 1989) 2000, 01, 02RR, 03	4	5	4	0	0	0	1
TOTAL	21	18	21	0	0	0	4
MONMOUTH							
Wayne Szoke (Maryland 1963) 1996	1	0	1	0	0	0	0
Dave Calloway [Monmouth 1991] 2001, 04.....	2	0	2	0	0	0	0
TOTAL	3	0	3	0	0	0	0
MONTANA							
George "Jud" Heathcote (Washington St. 1950) 1975.....	1	1	2	0	0	0	0
Stew Morrill (Gonzaga 1974) 1991	1	0	1	0	0	0	0
Blaine Taylor (Montana 1982) 1992, 97 ...	2	0	2	0	0	0	0
Don Holst (Northern Mont. 1975) 2002	1	0	1	0	0	0	0
TOTAL	5	1	6	0	0	0	0
MONTANA ST.							
John Breeden (Montana St. 1929) 1951....	1	0	1	0	0	0	0
Stu Starner (Minn.-Morris 1965) 1986.....	1	0	1	0	0	0	0
Mike Durham (Montana St. 1979) 1996 ...	1	0	1	0	0	0	0
TOTAL	3	0	3	0	0	0	0
MOREHEAD ST.							
Robert Laughlin (Morehead St. 1937) 1956, 57, 61	3	3	4	0	0	0	0
Wayne Martin (Morehead St. 1968) 1983, 84.....	2	1	2	0	0	0	0
TOTAL	5	4	6	0	0	0	0
MT. ST. MARY'S							
James Phelan (La Salle 1951) 1995, 99....	2	0	2	0	0	0	0
TOTAL	2	0	2	0	0	0	0
MURRAY ST.							
Cal Luther (Valparaiso 1951) 1964, 69....	2	0	2	0	0	0	0
Steve Newton (Indiana St. 1963) 1988, 90, 91	3	1	3	0	0	0	0
Scott Edgar (Pitt.-Johnstown 1978) 1992, 95	2	0	2	0	0	0	0
Mark Gottfried (Alabama 1987) 1997, 98	2	0	2	0	0	0	0
Tevester Anderson (Ark.-Pine Bluff 1962) 1999, 2002.....	2	0	2	0	0	0	0
Mick Cronin (Cincinnati 1997) 2004	1	0	1	0	0	0	0
TOTAL	12	1	12	0	0	0	0
NAVY							
Ben Carnevale (New York U. 1938) 1947RR, 53, 54RR, 59, 60.....	5	4	6	0	0	0	2
Paul Evans (Ithaca 1967) 1985, 86RR.....	2	4	2	0	0	0	1
Pete Herrmann (Geneseo St. 1970) 1987... 88, 89RR, 90-CH, 91-T3d.....	1	0	1	0	0	0	0
Don DeVoe (Ohio St. 1964) 1994, 97, 98	3	0	3	0	0	0	0
TOTAL	11	8	12	0	0	0	3
NEBRASKA							
Moe Iba (Oklahoma St. 1962) 1986	1	0	1	0	0	0	0
Danny Nee (St. Marys of the Plains 1971) 1991, 92, 93, 94, 98	5	0	5	0	0	0	0
TOTAL	6	0	6	0	0	0	0
UNLV							
Jerry Tarkanian (Fresno St. 1956) 1975, 76, 77-3d, 83, 84, 85, 86, 87-T3d, 88, 89RR, 90-CH, 91-T3d.....	12	30	11	1	0	3	1
Bill Bayno (Sacred Heart 1985) 1998, 2000.....	2	0	2	0	0	0	0
TOTAL	14	30	13	1	0	3	1
NEVADA							
Sonny Allen (Marshall 1959) 1984, 85....	2	0	2	0	0	0	0
Trent Johnson (Boise St. 1983) 2004.....	1	2	1	0	0	0	0
TOTAL	3	2	3	0	0	0	0
NEW MEXICO							
Bob King (Iowa 1947) 1968	1	0	2	0	0	0	0
Norm Ellenberger (Butler 1955) 1974, 78, 88, 89RR, 90-CH, 91-T3d.....	2	2	2	0	0	0	0
Dave Bliss (Cornell 1965) 1991, 93, 94, 96, 97, 98, 99	7	4	7	0	0	0	0
TOTAL	10	6	11	0	0	0	0
NEW MEXICO ST.*							
George McCarty (New Mexico St. 1950) 1952.....	1	0	2	0	0	0	0
Presley Askew (Southeastern Okla. 1930) 1959, 60.....	2	0	2	0	0	0	0
Ken Hayes (Northeastern St. 1956) 1979... Neil McCarthy (Sacramento St. 1965) 1990, 91, 92*, 93*, 94*	5	3	5	0	0	0	0
Lou Henson (New Mexico St. 1955) 1967, 68, 69, 70-3d, 71, 75, 99	7	7	8	0	0	1	0
TOTAL	16	10	18	0	0	1	0

	Yrs. Won	Lost	CH	2D	3d%	4th	RR
NEW ORLEANS							
Benny Dees (Wyoming 1958) 1987	1	1	1	0	0	0	0
Tim Floyd (Louisiana Tech 1977) 1991, 93	2	0	2	0	0	0	0
Tic Price (Virginia Tech 1979) 1996	1	0	1	0	0	0	0
TOTAL	4	1	4	0	0	0	0
NEW YORK U.							
Howard Cann (New York U. 1920) 1943RR, 45-2d, 46RR.....	3	3	4	0	1	0	2
Lou Rossini (Columbia 1948) 1960-4th, 62, 63	3	6	5	0	0	0	1
TOTAL	6	9	9	0	1	0	2
NIAGARA							
Frank Layden (Niagara 1955) 1970.....	1	1	2	0	0	0	0
TOTAL	1	1	2	0	0	0	0
NICHOLLS ST.							
Rickey Broussard (La.-Lafayette 1970) 1995, 98.....	2	0	2	0	0	0	0
TOTAL	2	0	2	0	0	0	0
NORTH CAROLINA							
Bill Lange (Wittenberg 1921) 1941RR.....	1	0	2	0	0	0	1
Ben Carnevale (New York U. 1938) 1946-2d	1	2	1	0	1	0	0
Frank McGuire (St. John's (N.Y.) 1936) 1957-CH, 59	2	5	1	1	0	0	0
Dean Smith (Kansas 1953) 1967-4th, 68-2d, 69-4th, 72-3d, 75 76, 77-2d, 78, 79, 80, 81-2d, 82-CH, 83RR, 84, 85RR 86, 87RR, 88RR, 89, 90, 91-T3d, 92, 93-CH, 94, 95-T3d, 96, 97-T3d.....	27	65	27	2	3	4	4
Bill Guthridge (Kansas St. 1963) 1998-T3d, 99, 2000-T3d.....	3	8	3	0	0	2	0
Matt Doherty (North Carolina 1984) 2001	1	1	1	0	0	0	0
Roy Williams (North Carolina 1972) 2004	1	1	1	0	0	0	0
TOTAL	36	82	36	3	4	6	5
N.C. A&T							
Don Corbett [Lincoln (Mo.) 1965] 1982, 83, 84, 85, 86, 87, 88	7	0	7	0	0	0	0
Jeff Capel (Fayetteville St. 1977) 1994.....	1	0	1	0	0	0	0
Roy Thomas (Baylor 1974) 1995	1	0	1	0	0	0	0
TOTAL	9	0	9	0	0	0	0
UNC ASHEVILLE							
Eddie Biedenback (North Carolina St. 1968) 2003.....	1	1	1	0	0	0	0
TOTAL	1	1	1	0	0	0	0
UNC GREENSBORO							
Randy Peele (Va. Wesleyan 1980) 1996... Fran McCaffery (Pennsylvania 1982) 2001	1	0	1	0	0	0	0
TOTAL	2	0	2	0	0	0	0
UNC WILMINGTON							
Jerry Wainwright (Colorado Col. 1968) 2000, 02.....	2	1	2	0	0	0	0
Brad Brownell (DePauw 1991) 2003.....	1	0	1	0	0	0	0
TOTAL	3	1	3	0	0	0	0
NORTH CAROLINA ST.*							
Everett Case (Wisconsin 1923) 1950-3d, 51RR, 52, 54, 56.....	5	6	6	0	0	1	0
Press Maravich (Davis & Elkins 1941) 1965.....	1	1	1	0	0	0	0
Norm Sloan (North Carolina St. 1951) 1970, 74-CH, 80.....	3	5	2	1	0	0	0
Jim Valvano (Rutgers 1967) 1982, 83-CH, 85RR, 86RR 87*, 88*, 89	7	14	6	1	0	0	2
Les Robinson (North Carolina St. 1964) 1991	1	1	1	0	0	0	0
Herb Sendek (Carnegie Mellon 1985) 2002, 03, 04	3	2	3	0	0	0	0
TOTAL	20	29	19	2	0	1	3
NORTH TEXAS							
Jimmy Gales (Alcorn St. 1963) 1988	1	0	1	0	0	0	0
TOTAL	1	0	1	0	0	0	0
NORTHEASTERN							
Jim Calhoun (American Int'l 1966) 1981, 82, 84, 85, 86	5	3	5	0	0	0	0
Karl Fogel (Colby 1968) 1987, 91	2	0	2	0	0	0	0
TOTAL	7	3	7	0	0	0	0
NORTHERN ARIZ.							
Ben Howland (Weber St. 1980) 1998	1	0	1	0	0	0	0
Mike Adras (UC Santa Barb. 1983) 2000.	1	0	1	0	0	0	0
TOTAL	2	0	2	0	0	0	0
NORTHERN ILL.							
John McDougal (Evansville 1950) 1982	1	0	1	0	0	0	0
Jim Molinari (Ill. Wesleyan 1977) 1991.....	1	0	1	0	0	0	0

	Yrs. Won	Lost	CH	2D	3d%	4th	RR
Brian Hammel (Bentley 1975) 1996.....	1	0	1	0	0	0	0
TOTAL	3	0	3	0	0	0	0
NORTHERN IOWA							
Eldon Miller (Wittenberg 1961) 1990.....	1	1	1	0	0	0	0
Greg McDermott (Northern Iowa 1988) 2004	1	0	1	0	0	0	0
TOTAL	2	1	2	0	0	0	0
NORTHWESTERN ST.							
Mike McConathy (Louisiana Tech 1977) 2001.....	1	1	1	0	0	0	0
TOTAL	1	1	1	0	0	0	0
NOTRE DAME							
John Jordan (Notre Dame 1935) 1953RR, 54RR, 57, 58RR, 60, 63.....	6	8	6	0	0	0	3
Johnny Dee (Notre Dame 1946) 1965, 69, 70, 71.....	4	2	6	0	0	0	0
Richard "Digger" Phelps (Rider 1963) 1974, 75, 76, 77, 78-4th, 79RR, 80, 81, 85, 86, 87, 88, 89, 90.....	14	15	16	0	0	0	1
Mike Brey (George Washington 1982) 2001, 02, 03.....	3	4	3	0	0	0	0
TOTAL	27	29	31	0	0	0	4
OHIO							
James Snyder (Ohio 1941) 1960, 61, 64RR, 65, 70, 72, 74.....	7	3	8	0	0	0	1
Danny Nee (St. Mary of the Plains 1971) 1983, 85.....	2	1	2	0	0	0	0
Larry Hunter (Ohio 1971) 1994.....	1	0	1	0	0	0	0
TOTAL	10	4	11	0	0	0	1
OHIO ST.							
Harold Olsen (Wisconsin 1917) 1939-2d, 44-T3d, 45-T3d, 46-3d.....	4	6	4	0	1	3	0
William "Tippy" Dye (Ohio St. 1937) 1950RR.....	1	1	1	0	0	0	1
Fred Taylor (Ohio St. 1950) 1960-CH, 61-2d, 62-2d, 68-3d, 71RR.....	5	14	4	1	2	1	0
Eldon Miller (Wittenberg 1961) 1980, 82, 83, 85.....	4	3	4	0	0	0	0
Gary Williams (Maryland 1967) 1987.....	1	1	1	0	0	0	0
Randy Ayers [Miami (Ohio) 1978] 1990, 91, 92RR.....	3	6	3	0	0	0	1
Jim O'Brien (Boston College 1971) 1999-T3d, 2000, 01, 02.....	4	6	4	0	0	1	0
TOTAL	22	37	21	1	3	5	3
OKLAHOMA							
Bruce Drake (Oklahoma 1929) 1939-T3d, 43RR, 47-2d.....	3	4	3	0	1	1	0
Dave Bliss (Cornell 1965) 1979.....	1	1	1	0	0	0	0
Billy Tubbs (Lamar 1958) 1983, 84, 85RR, 86, 87, 88-2d, 89, 90, 92.....	9	15	9	0	1	0	0
Kelvin Sampson (UNC Pembroke 1978) 1995, 96, 97, 98, 99, 2000, 01, 02-T3d, 03RR.....	9	10	9	0	0	1	0
TOTAL	22	30	22	0	2	2	0
OKLAHOMA CITY							
Doyle Parrack (Oklahoma St. 1945) 1952, 53, 54, 55.....	4	1	5	0	0	0	0
A.E. "Abe" Lemons (Oklahoma City 1949) 1956RR, 57RR, 63, 64, 65, 66, 73.....	7	7	8	0	0	0	2
TOTAL	11	8	13	0	0	0	2
OKLAHOMA ST.							
Hank Iba [Westminster (Mo.) 1928] 1945-CH, 46-CH, 49-2d, 51-4th, 53-RR, 54-RR, 58RR, 65RR.....	8	15	7	2	1	0	4
Paul Hansen (Oklahoma City 1950) 1983.	1	0	1	0	0	0	0
Eddie Sutton (Oklahoma St. 1958) 1991, 92, 93, 94, 95-T3d, 98, 99, 2000RR, 01, 02, 03, 04-T3d.....	12	20	12	0	0	2	1
TOTAL	21	35	20	2	1	2	5
OLD DOMINION							
Paul Webb (William & Mary 1951) 1980, 82, 85.....	3	0	3	0	0	0	0
Tom Young (Maryland 1958) 1986.....	1	1	1	0	0	0	0
Oliver Purnell (Old Dominion 1975) 1992.	1	0	1	0	0	0	0
Jeff Capel (Fayetteville St. 1977) 1995, 97.....	2	1	2	0	0	0	0
TOTAL	7	2	7	0	0	0	0
ORAL ROBERTS							
Ken Trickey (Middle Tenn. 1954) 1974RR.....	1	2	1	0	0	0	1
Dick Acres (UC Santa Barb.) 1984.....	1	0	1	0	0	0	0
TOTAL	2	2	2	0	0	0	1
OREGON							
Howard Hobson (Oregon 1926) 1939-CH.....	1	3	0	1	0	0	0

	Yrs. Won	Lost	CH	2D	3d%	4th	RR
John Warren (Oregon 1928) 1945RR.....	1	1	1	0	0	0	1
Steve Belko (Idaho 1939) 1960RR, 61.....	2	2	2	0	0	0	1
Jerry Green (Appalachian St. 1968) 1995.....	1	0	1	0	0	0	0
Ernie Kent (Oregon 1977) 2000, 02RR, 03	3	3	3	0	0	0	1
TOTAL	8	9	7	1	0	0	3
OREGON ST.*							
Amory "Slats" Gill (Oregon St. 1925) 1947RR, 49-4th, 55RR, 62RR, 63-4th, 64.....	6	8	8	0	0	0	3
Paul Valenti (Oregon St. 1942) 1966RR....	1	1	1	0	0	0	1
Ralph Miller (Kansas 1942) 1975, 80*, 81*, 82RR*, 84, 85, 88, 89.....	8	3	9	0	0	0	1
Jim Anderson (Oregon St. 1959) 1990.....	1	0	1	0	0	0	0
TOTAL	16	12	19	0	0	0	5
PACIFIC							
Dick Edwards (Culver-Stockton 1952) 1966, 67RR, 71.....	3	2	4	0	0	0	1
Stan Morrison (California 1962) 1979.....	1	0	1	0	0	0	0
Bob Thomason (Pacific 1971) 1997, 2004.....	2	1	2	0	0	0	0
TOTAL	6	3	7	0	0	0	1
PENN ST.							
John Lawther [Westminster (Pa.) 1919] 1942RR.....	1	1	1	0	0	0	1
Elmer Gross (Penn St. 1942) 1952, 54-3d.	2	4	3	0	0	1	0
John Egli (Penn St. 1947) 1955, 65.....	2	1	3	0	0	0	0
Bruce Parkhill (Lock Haven 1971) 1991.....	1	1	1	0	0	0	0
Jerry Dunn (George Mason 1980) 1996, 2001.....	2	2	2	0	0	0	0
TOTAL	8	9	10	0	0	1	1
PENNSYLVANIA							
Howard "Howie" Dallmar (Stanford 1948) 1953.....	1	1	1	0	0	0	0
Dick Harter (Pennsylvania 1953) 1970, 71RR.....	2	2	2	0	0	0	1
Chuck Daly (Bloomsburg 1953) 1972RR, 73, 74, 75.....	4	3	5	0	0	0	1
Bob Weinhauer (Cortland St. 1961) 1978, 79-4th, 80, 82.....	4	6	5	0	0	0	1
Craig Littlepage (Pennsylvania 1973) 1985..	1	0	1	0	0	0	0
Tom Schneider (Bucknell 1969) 1987.....	1	0	1	0	0	0	0
Fran Dunphy (La Salle 1970) 1993, 94, 95, 99, 2000, 02, 03.....	7	1	7	0	0	0	0
TOTAL	20	13	22	0	0	0	2
PEPPERDINE							
Al Duer (Emporia St. 1929) 1944RR.....	1	0	2	0	0	0	1
R.L. "Duck" Dowell (Northwest Mo. St. 1933) 1962.....	1	1	1	0	0	0	0
Gary Colson (David Lipscomb 1956) 1976, 79.....	2	2	2	0	0	0	0
Jim Harrick [Charleston (W.Va.) 1960] 1982, 83, 85, 86.....	4	1	4	0	0	0	0
Tom Asbury (Wyoming 1967) 1991, 92, 94	3	0	3	0	0	0	0
Jan van Breda Kolff (Vanderbilt 1974) 2000	1	1	1	0	0	0	0
Paul Westphal (Southern California 1972) 2002.....	1	0	1	0	0	0	0
TOTAL	13	5	14	0	0	0	1
PITTSBURGH							
Henry Carlson (Pittsburgh 1917) 1941-T3d..	1	1	1	0	0	1	0
Bob Timmons (Pittsburgh 1933) 1957, 58, 63	3	1	4	0	0	0	0
Charles "Buzz" Ridl [Westminster (Pa.) 1942] 1974RR.....	1	2	1	0	0	0	1
Roy Chipman (Maine 1961) 1981, 82, 85..	3	1	3	0	0	0	0
Paul Evans (Ithaca 1967) 1987, 88, 89, 91, 93.....	5	3	5	0	0	0	0
Ben Howland (Weber St. 1980) 2002, 03	2	4	2	0	0	0	0
Jamie Dixon (TCU 1987) 2004.....	1	2	1	0	0	0	0
TOTAL	16	14	17	0	0	1	1
PORTLAND							
Al Negratiti (Seton Hall 1943) 1959.....	1	0	1	0	0	0	0
Rob Chavez (Mesa St. 1980) 1996.....	1	0	1	0	0	0	0
TOTAL	2	0	2	0	0	0	0
PRAIRIE VIEW							
Elwood Plummer (Jackson St. 1966) 1998.	1	0	1	0	0	0	0
TOTAL	1	0	1	0	0	0	0
PRINCETON#							
Franklin Cappon (Michigan 1924) 1952, 55, 60.....	3	0	5	0	0	0	0
J.L. "Jake" McCandless (Princeton 1951) 1961.....	1	1	2	0	0	0	0
Butch van Breda Kolff (Princeton 1947) 1963, 64, 65-3d, 67.....	4	7	5	0	0	1	0
Pete Carril (Lafayette 1952) 1969, 76, 77, 81, 83, 84, 89, 90, 91, 92, 96.....	11	4	11	0	0	0	0

	Yrs. Won	Lost	CH	2D	3d%	4th	RR
Bill Carmody [Union (N.Y.) 1975]							
1997, 98.....	2	1	2	0	0	0	0
John Thompson III (Princeton 1989) 2001, 04	2	0	2	0	0	0	0
TOTAL	23	13	27	0	0	1	0
PROVIDENCE							
Joe Mullaney (Holy Cross 1949) 1964,							
65RR, 66.....	3	2	3	0	0	0	1
Dave Gavitt (Dartmouth 1959) 1972,							
73-4th, 74, 77, 78.....	5	5	6	0	0	0	1
Rick Pitino (Massachusetts 1974) 1987							
tie-3d.....	1	4	1	0	0	1	0
Rick Barnes (Lenoir-Rhyne 1977) 1989,							
90, 94.....	3	0	3	0	0	0	0
Pete Gillen (Fairfield 1968) 1997RR.....	1	3	1	0	0	0	1
Tim Welsh (Potsdam St. 1984) 2001, 04...	2	0	2	0	0	0	0
TOTAL	15	14	16	0	0	1	2
PURDUE*							
George King (Charleston (W.Va.) 1950)							
1969-2d.....	1	3	1	0	1	0	0
Fred Schaus (West Virginia 1949) 1977....	1	0	1	0	0	0	0
Lee Rose (Transylvania 1958) 1980-3d.....	1	5	1	0	0	1	0
Gene Keady (Kansas St. 1958) 1983,							
84, 85, 86, 87, 88, 90, 91, 93, 94RR,							
95, 96*, 97, 98, 99, 2000RR, 03.....	17	19	17	0	0	0	2
TOTAL	20	27	20	0	1	1	2
RADFORD							
Ron Bradley (Eastern Nazarene 1973)							
1998.....	1	0	1	0	0	0	0
TOTAL	1	0	1	0	0	0	0
RHODE ISLAND							
Ernie Calverley (Rhode Island 1946)							
1961, 66.....	2	0	2	0	0	0	0
Jack Kraft (St. Joseph's 1942) 1978.....	1	0	1	0	0	0	0
Tom Penders (Connecticut 1967) 1988.....	1	2	1	0	0	0	0
Al Skinner (Massachusetts 1974) 1993, 97..	2	1	2	0	0	0	0
Jim Harrick [Charleston (W.Va.) 1960]							
1998, 99.....	2	3	2	0	0	0	1
TOTAL	8	6	8	0	0	0	1
RICE							
Byron "Buster" Brannon (TCU 1933)							
1940RR, 42RR.....	2	1	3	0	0	0	2
Don Suman (Rice 1944) 1954.....	1	1	1	0	0	0	0
Don Knodel [Miami (Ohio) 1953] 1970....	1	0	1	0	0	0	0
TOTAL	4	2	5	0	0	0	2
RICHMOND							
Dick Tarrant (Fordham 1951) 1984, 86,							
88, 90, 91.....	5	5	5	0	0	0	0
John Beilein (Wheeling Jesuit 1975) 1998..	1	1	1	0	0	0	0
Jerry Wainwright (Colorado Col. 1968) 2004	1	0	1	0	0	0	0
TOTAL	7	6	7	0	0	0	0
RIDER							
John Carpenter (Penn St. 1958) 1984.....	1	0	1	0	0	0	0
Kevin Bannon (St. Peter's 1979) 1993, 94.	2	0	2	0	0	0	0
TOTAL	3	0	3	0	0	0	0
ROBERT MORRIS							
Matt Furjanic (Point Park 1973) 1982, 83..	2	1	2	0	0	0	0
Jarrett Durham (Duquesne 1971) 1989,							
90, 92.....	3	0	3	0	0	0	0
TOTAL	5	1	5	0	0	0	0
RUTGERS							
Tom Young (Maryland 1958) 1975, 76-							
4th, 79, 83.....	4	5	5	0	0	0	1
Bob Wenzel (Rutgers 1971) 1989, 91.....	2	0	2	0	0	0	0
TOTAL	6	5	7	0	0	0	1
ST. BONAVENTURE*							
Eddie Donovan (St. Bonaventure 1950)							
1961.....	1	2	1	0	0	0	0
Larry Weise (St. Bonaventure 1958)							
1968, 70-4th.....	2	4	4	0	0	0	1
Jim Satalin (St. Bonaventure 1969) 1978....	1	0	1	0	0	0	0
Jim Baron (St. Bonaventure 1977) 2000....	1	0	1	0	0	0	0
TOTAL	5	6	7	0	0	0	1
ST. FRANCIS (PA.)							
Jim Baron (St. Bonaventure 1977) 1991....	1	0	1	0	0	0	0
TOTAL	1	0	1	0	0	0	0
ST. JOHN'S (N.Y.)							
Frank McGuire [St. John's (N.Y.) 1936]							
1951RR, 52-2d.....	2	5	2	0	1	0	1
Joe Lapchick (No college) 1961.....	1	0	1	0	0	0	0
Frank Mulzoff [St. John's (N.Y.) 1951]							
1973.....	1	0	1	0	0	0	0

	Yrs. Won	Lost	CH	2D	3d%	4th	RR
Lou Carnesecca [St. John's (N.Y.) 1946]							
1967, 68, 69, 76, 77, 78, 79RR, 80,							
82, 83, 84, 85-T3d, 86, 87, 88,							
90, 91RR, 92.....	18	17	20	0	0	1	0
Brian Mahoney (Manhattan 1971) 1993...	1	1	1	0	0	0	0
Fran Frascilla (Brooklyn 1980) 1998.....	1	0	1	0	0	0	0
Mike Jarvis (Northeastern 1968) 1999RR,							
2000, 02.....	3	4	3	0	0	0	1
TOTAL	27	27	29	0	1	1	0
ST. JOSEPH'S*							
John "Jack" Ramsay (St. Joseph's 1949)							
1959, 60, 61-3d*, 62, 63RR, 65, 66....	7	8	11	0	0	1	0
John "Jack" McKinney (St. Joseph's 1957)							
1969, 71, 73, 74.....	4	0	4	0	0	0	0
Jim Lynam (St. Joseph's 1964) 1981RR.....	1	3	1	0	0	0	1
Jim Boyle (St. Joseph's 1964) 1982, 86....	2	1	2	0	0	0	0
Phil Martelli (Widener 1976) 1997, 2001,							
03, 04RR.....	4	6	4	0	0	0	1
TOTAL	18	18	22	0	0	1	0
ST. LOUIS							
Eddie Hickey (Creighton 1927) 1952RR,							
57.....	2	1	3	0	0	0	1
Charlie Spoonhour (School of Ozarks							
1961) 1994, 95, 98.....	3	2	3	0	0	0	0
Lorenzo Romar (Washington 1980) 2000..	1	0	1	0	0	0	0
TOTAL	6	3	7	0	0	0	1
ST. MARY'S (CAL.)							
James Weaver (DePaul 1947) 1959RR.....	1	1	1	0	0	0	1
Lynn Nance (Washington 1965) 1989.....	1	0	1	0	0	0	0
Ernie Kent (Oregon 1977) 1997.....	1	0	1	0	0	0	0
TOTAL	3	1	3	0	0	0	1
ST. PETER'S							
Ted Fiore (Seton Hall 1962) 1991, 95.....	2	0	2	0	0	0	0
TOTAL	2	0	2	0	0	0	0
SAM HOUSTON ST.							
Bob Marlin (Mississippi St. 1981) 2003....	1	0	1	0	0	0	0
TOTAL	1	0	1	0	0	0	0
SAMFORD							
Jimmy Tillette (Our Lady of Holy Cross							
1975) 1999, 2000.....	2	0	2	0	0	0	0
TOTAL	2	0	2	0	0	0	0
SAN DIEGO							
Jim Brovelli (San Francisco 1964) 1984....	1	0	1	0	0	0	0
Hank Egan (Navy 1960) 1987.....	1	0	1	0	0	0	0
Brad Holland (UCLA 1979) 2003.....	1	0	1	0	0	0	0
TOTAL	3	0	3	0	0	0	0
SAN DIEGO ST.							
Tim Vezie (Denver 1967) 1975, 76.....	2	0	2	0	0	0	0
Dave "Smokey" Gaines (LeMoyne-Owen							
1963) 1985.....	1	0	1	0	0	0	0
Steve Fisher (Illinois St. 1967) 2002.....	1	0	1	0	0	0	0
TOTAL	4	0	4	0	0	0	0
SAN FRANCISCO							
Phil Woolpert (Loyola Marymount 1940)							
1955-CH, 56-CH, 57-3d, 58.....	4	13	2	2	0	1	0
Peter Peletta (Sacramento St. 1950)							
1963, 64RR, 65RR.....	3	3	3	0	0	0	2
Bob Gaillard (San Francisco 1962) 1972,							
73RR, 74RR, 77, 78.....	5	4	5	0	0	0	2
Dan Belluomini (San Francisco 1964) 1979..	1	1	1	0	0	0	0
Peter Barry (San Francisco 1970) 1981, 82.	2	0	2	0	0	0	0
Phil Mathews (UC Irvine 1972) 1998.....	1	0	1	0	0	0	0
TOTAL	16	21	14	2	0	1	0
SAN JOSE ST.							
Walter McPherson (San Jose St. 1940)							
1951.....	1	0	1	0	0	0	0
Bill Berry (Michigan St. 1965) 1980.....	1	0	1	0	0	0	0
Stan Morrison (California 1962) 1996.....	1	0	1	0	0	0	0
TOTAL	3	0	3	0	0	0	0
SANTA CLARA							
Bob Feerick (Santa Clara 1941) 1952-4th,							
53RR, 54RR, 60.....	4	6	6	0	0	0	1
Dick Garibaldi (Santa Clara 1957)							
1968RR, 69RR, 70.....	3	3	3	0	0	0	2
Carroll Williams (San Jose St. 1955) 1987	1	0	1	0	0	0	0
Dick Davey (Pacific 1964) 1993, 95, 96..	3	2	3	0	0	0	0
TOTAL	11	11	13	0	0	0	1
SEATTLE#							
Al Brightman [Charleston (W.Va.)] 1953,							
54, 55, 56.....	4	4	6	0	0	0	0
John Castellani (Notre Dame 1952)							
1958-2d.....	1	4	1	0	1	0	0
Vince Carzetta (Arnold 1950) 1961, 62...	2	0	2	0	0	0	0
Clair Markey (Seattle 1963) 1963.....	1	0	1	0	0	0	0

CHAMPIONSHIPS

	Yrs. Won	Lost	CH	2D	3d%	4th	RR
Bob Boyd (Southern California 1953)							
1964.....	1	2	1	0	0	0	0
Lionel Purcell (UC Santa Barb. 1952)							
1967.....	1	0	1	0	0	0	0
Morris Buckwalter (Utah 1956) 1969.....	1	0	1	0	0	0	0
TOTAL	11	10	13	0	1	0	0
SETON HALL							
P. J. Carlesimo (Fordham 1971) 1988,							
89-2d, 91RR, 92, 93, 94.....	6	12	6	0	1	0	1
Tommy Amaker (Duke 1987) 2000.....	1	2	1	0	0	0	0
Louis Orr (Syracuse 1980) 2004.....	1	1	1	0	0	0	0
TOTAL	8	15	8	0	1	0	1
SIENA							
Mike Deane (Potsdam St. 1974) 1989.....	1	1	1	0	0	0	0
Paul Hewitt (St. John Fisher 1985) 1999.....	1	0	1	0	0	0	0
Rob Lanier (St. Bonaventure 1990) 2002....	1	1	1	0	0	0	0
TOTAL	3	2	3	0	0	0	0
SOUTH ALA.							
Cliff Ellis (Florida St. 1968) 1979, 80.....	2	0	2	0	0	0	0
Ronnie Arrow (Texas St. 1969) 1989, 91..	2	1	2	0	0	0	0
Bill Musselman (Wittenberg 1962) 1997 ...	1	0	1	0	0	0	0
Bob Weltlich (Ohio St. 1967) 1998.....	1	0	1	0	0	0	0
TOTAL	6	1	6	0	0	0	0
SOUTH CAROLINA							
Frank McGuire [St. John's (N.Y.) 1936]							
1971, 72, 73, 74.....	4	4	5	0	0	0	0
George Felton (South Carolina 1975)							
1989.....	1	0	1	0	0	0	0
Eddie Fogler (North Carolina 1970)							
1997, 98.....	2	0	2	0	0	0	0
Dave Odom (Guilford 1965) 2004.....	1	0	1	0	0	0	0
TOTAL	8	4	9	0	0	0	0
SOUTH CAROLINA ST.							
Cy Alexander (Catawba 1975) 1989,							
96, 98, 2000, 03.....	5	0	5	0	0	0	0
TOTAL	5	0	5	0	0	0	0
SOUTH FLA.							
Bobby Paschal (Stetson 1964) 1990, 92....	2	0	2	0	0	0	0
TOTAL	2	0	2	0	0	0	0
SOUTHEAST MO. ST.							
Gary Garner (Missouri 1965) 2000.....	1	0	1	0	0	0	0
TOTAL	1	0	1	0	0	0	0
SOUTHERN U.							
Carl Stewart (Grambling 1954) 1981.....	1	0	1	0	0	0	0
Robert Hopkins (Grambling 1956) 1985....	1	0	1	0	0	0	0
Ben Jobe (Fisk 1956) 1987, 88, 89, 93....	4	1	4	0	0	0	0
TOTAL	6	1	6	0	0	0	0
SOUTHERN CALIFORNIA							
Justin "Sam" Barry (Lawrence 13) 1940-							
T3d.....	1	1	1	0	0	1	0
Forrest Twogood (Iowa 1929) 1954-4th,							
60, 61.....	3	3	5	0	0	1	0
Bob Boyd (Southern California 1953) 1979..	1	1	1	0	0	0	0
Stan Morrison (California 1962) 1982, 85	2	0	2	0	0	0	0
George Raveling (Milanova 1960) 1991, 92.	2	1	2	0	0	0	0
Henry Bibby (UCLA 1972) 1997,							
2001RR, 02.....	3	3	3	0	0	0	1
TOTAL	12	9	14	0	0	1	1
SOUTHERN ILL.							
Paul Lambert (William Jewell 1956) 1977..	1	1	1	0	0	0	0
Rich Herrin (McKendree 1956) 1993, 94,							
95.....	3	0	3	0	0	0	0
Bruce Weber (Wis.-Milwaukee 1978)							
2002, 03.....	2	2	2	0	0	0	0
Matt Painter (Purdue 1994) 2004.....	1	0	1	0	0	0	0
TOTAL	7	3	7	0	0	0	0
SOUTHERN METHODIST							
E.O. "Doc" Hayes (North Texas 1927)							
1955, 56-4th, 57, 65, 66, 67RR.....	6	7	8	0	0	1	1
Dave Bliss (Cornell 1965) 1984, 85, 88...	3	3	3	0	0	0	0
John Shumate (Notre Dame 1974) 1993....	1	0	1	0	0	0	0
TOTAL	10	10	12	0	0	0	1
SOUTHERN MISS.							
M.K. Turk (Livingston 1964) 1990, 91.....	2	0	2	0	0	0	0
TOTAL	2	0	2	0	0	0	0
SOUTHERN UTAH							
Bill Evans (Southern Utah 1972) 2001.....	1	0	1	0	0	0	0
TOTAL	1	0	1	0	0	0	0
SOUTHWEST MO. ST.							
Charlie Spoonhour (School of Ozarks							
1961) 1987, 88, 89, 90, 92.....	5	1	5	0	0	0	0
Steve Alford (Indiana 1987) 1999.....	1	2	1	0	0	0	0
TOTAL	6	3	6	0	0	0	0

	Yrs. Won	Lost	CH	2D	3d%	4th	RR
SPRINGFIELD							
Ed Hickox (Ohio Wesleyan 1905)							
1940RR.....	1	0	1	0	0	0	1
TOTAL	1	0	1	0	0	0	1
STANFORD							
Everett Dean (Indiana 1921) 1942-CH.....	1	3	0	1	0	0	0
Mike Montgomery (Long Beach St. 1968)							
1989, 92, 95, 96, 97, 98-T3d, 99,							
2000, 01RR, 02, 03, 04.....	12	16	12	0	0	1	1
TOTAL	13	19	12	1	0	1	1
SYRACUSE							
Marc Guley (Syracuse 1936) 1957RR.....	1	2	1	0	0	0	1
Fred Lewis (Eastern Ky. 1946) 1966RR.....	1	1	1	0	0	0	1
Roy Danforth (Southern Miss. 1962)							
1973, 74, 75-4th, 76.....	4	5	5	0	0	1	0
Jim Boeheim (Syracuse 1966) 1977, 78,							
79, 80, 83, 84, 85, 86, 87-2d, 88,							
89RR, 90, 91, 92, 94, 95, 96-2d, 98,							
99, 2000, 01, 03-CH, 04.....	23	40	22	1	2	0	1
TOTAL	29	48	29	1	2	0	3
TEMPLE							
Josh Cody (Vanderbilt 1920) 1944RR.....	1	1	1	0	0	0	1
Harry Litwack (Temple 1930) 1956-3d,							
58-3d, 64, 67, 70, 72.....	6	7	6	0	0	2	0
Don Casey (Temple 1970) 1979.....	1	0	1	0	0	0	0
John Chaney (Bethune-Cookman 1955)							
1984, 85, 86, 87, 88RR, 90, 91RR,							
92, 93RR, 94, 95, 96, 97, 98,							
99RR, 2000, 01RR.....	17	23	17	0	0	0	5
TOTAL	25	31	25	0	0	2	6
TENNESSEE							
Ramon "Ray" Mears [Miami (Ohio)							
1949] 1967, 76, 77.....	3	0	4	0	0	0	0
Don DeVoe (Ohio St. 1964) 1979, 80,							
81, 82, 83, 89.....	6	5	6	0	0	0	0
Jerry Green (Appalachian St. 1968)							
1998, 99, 2000, 01.....	4	3	4	0	0	0	0
TOTAL	13	8	14	0	0	0	0
TENNESSEE ST.							
Frankie Allen (Roanoke 1971) 1993, 94....	2	0	2	0	0	0	0
TOTAL	2	0	2	0	0	0	0
TENNESSEE TECH							
Johnny Oldham (Western Ky. 1948)							
1958, 63.....	2	0	2	0	0	0	0
TOTAL	2	0	2	0	0	0	0
TEXAS							
H.C. "Bully" Gilstrap (Texas 1922) 1943-							
T3d.....	1	1	1	0	0	1	0
Jack Gray (Texas 1935) 1939RR, 47-3d....	2	2	3	0	0	1	1
Harold Bradley (Hartwick 1934) 1960, 63							
Leon Black (Texas 1953) 1972, 74.....	2	2	3	0	0	0	0
A.E. "Abe" Lemons (Oklahoma City							
1949) 1979.....	1	0	1	0	0	0	0
Tom Penders (Connecticut 1967) 1989,							
90RR, 91, 92, 94, 95, 96, 97.....	8	10	8	0	0	0	1
Rick Barnes (Lenoir-Rhyne 1977) 1999,							
2000, 01, 02, 03-T3d, 04.....	6	9	6	0	0	1	0
TOTAL	22	25	25	0	0	3	2
TEXAS A&M							
John Floyd (Oklahoma St. 1941) 1951.....	1	0	1	0	0	0	0
Shelby Metcalf (Tex. A&M-Commerce							
1953) 1964, 69, 75, 80, 87.....	5	3	6	0	0	0	0
TOTAL	6	3	7	0	0	0	0
TCU							
Byron "Buster" Brannon (TCU 1933)							
1952, 53, 59.....	3	3	3	0	0	0	0
Johnny Swaim (TCU 1953) 1968RR, 71....	2	1	2	0	0	0	1
Jim Killingsworth (Northeastern Okla. St.							
1948) 1987.....	1	1	1	0	0	0	0
Billy Tubbs (Lamar 1958) 1998.....	1	0	1	0	0	0	0
TOTAL	7	5	7	0	0	0	1
TEXAS-SAN ANTONIO							
Ken Burmeister [St. Mary's (Tex.) 1971]							
1988.....	1	0	1	0	0	0	0
Tim Carter (Kansas 1979) 1999, 2004....	2	0	2	0	0	0	0
TOTAL	3	0	3	0	0	0	0
TEXAS SOUTHERN							
Robert Moreland (Tougaloo 1962) 1990,							
94, 95.....	3	0	3	0	0	0	0
Ronnie Courtney (McMurry 1981) 2003 ...	1	0	1	0	0	0	0
TOTAL	4	0	4	0	0	0	0
TEXAS ST.							
Jim Wooldridge (Louisiana Tech 1977)							
1994.....	1	0	1	0	0	0	0

	Yrs. Won	Lost	CH	2D	3d%	4th	RR
Mike Miller (Tex. A&M-Commerce 1987) 1997.....	1	0	1	0	0	0	0
TOTAL	2	0	2	0	0	0	0
TEXAS TECH*							
Polk Robison (Texas Tech 1935) 1954, 56, 61.....	3	1	3	0	0	0	0
Gene Gibson (Texas Tech 1950) 1962.....	1	1	2	0	0	0	0
Gerald Myers (Texas Tech 1959) 1973, 76, 85, 86.....	4	1	4	0	0	0	0
James Dickey (Central Ark. 1976) 1993, 96*.....	2	2	2	0	0	0	0
Bob Knight (Ohio St. 1962) 2002, 04.....	2	1	2	0	0	0	0
TOTAL	12	6	13	0	0	0	0
TOLEDO							
Jerry Bush [St. John's (N.Y.) 1938] 1954... Bob Nichols (Toledo 1953) 1967, 79, 80.....	1	0	1	0	0	0	0
TOTAL	4	1	4	0	0	0	0
TOWSON							
Terry Truax (Maryland 1968) 1990, 91....	2	0	2	0	0	0	0
TOTAL	2	0	2	0	0	0	0
TRINITY (TEX.)							
Bob Polk (Evansville 1939) 1969.....	1	0	1	0	0	0	0
TOTAL	1	0	1	0	0	0	0
TROY ST.							
Don Maestri (Southern Miss. 1968) 2003..	1	0	1	0	0	0	0
TOTAL	1	0	1	0	0	0	1
TUFTS							
Richard Cochran (Tufts 1934) 1945RR.....	1	0	2	0	0	0	1
TOTAL	1	0	2	0	0	0	1
TULANE							
Perry Clark (Gettysburg 1974) 1992, 93, 95.....	3	3	3	0	0	0	0
TOTAL	3	3	3	0	0	0	0
TULSA							
Clarence Iba (Panhandle St. 1936) 1955.. Nolan Richardson (UTEP 1965) 1982, 84, 85.....	1	1	1	0	0	0	0
J.D. Barnett (Winona St. 1966) 1986, 87.. Tubby Smith (High Point 1973) 1994, 95.. Steve Robinson (Radford 1981) 1996, 97.. Bill Self (Oklahoma St. 1985) 1999, 2000RR John Phillips (Oklahoma St. 1973) 2002, 03.....	3	0	3	0	0	0	0
2	0	2	0	0	0	0	0
2	4	2	0	0	0	0	0
2	1	2	0	0	0	0	0
2	4	2	0	0	0	0	1
2	2	2	0	0	0	0	0
TOTAL	14	12	14	0	0	0	1
UCLA*							
John Wooden (Purdue 1932) 1950RR, 52, 56, 62-4th, 63, 64-CH, 65-CH, 67-CH, 68-CH, 69-CH, 70-CH, 71-CH, 72-CH, 73-CH, 74-3d, 75-CH.....	16	47	10	10	0	1	1
Gene Bartow (Truman 1953) 1976-3d, 77 Gary Cunningham (UCLA 1962) 1978, 79RR.....	2	5	2	0	0	0	0
Larry Brown (North Carolina 1963) 1980- 2d*, 81.....	2	5	2	0	1	0	0
Larry Farmer (UCLA 1973) 1983.....	1	0	1	0	0	0	0
Walt Hazzard (UCLA 1964) 1987.....	1	1	1	0	0	0	0
Jim Harrick (Charleston (W.Va.) 1960) 1989, 90, 91, 92RR, 93, 94, 95-CH, 96.. Steve Lavin (Chapman 1988) 1997RR, 98, 99*, 2000, 01, 02.....	8	13	7	1	0	0	1
6	11	6	0	0	0	0	1
TOTAL	38	85	31	11	1	2	4
UTAH							
Vadal Petersen (Utah 1920) 1944-CH, 45RR.....	2	3	2	1	0	0	1
Jack Gardner (Southern California 1932) 1955, 56RR, 59, 60, 61-4th, 66-4th.....	6	8	9	0	0	0	2
Jerry Pimm (Southern California 1960) 1977, 78, 79, 81, 83.....	5	5	5	0	0	0	0
Lynn Archibald (Fresno St. 1968) 1986....	1	0	1	0	0	0	0
Rick Majerus (Marquette 1970) 1991, 93, 95, 96, 97RR, 98-2d, 99, 2000, 02, 03.....	10	17	10	0	1	0	1
Kerry Rupp (Southern Utah 1977) 2004....	1	0	1	0	0	0	0
TOTAL	25	33	28	1	1	0	3
UTAH ST.							
E.L. "Dick" Romney (Utah 1917) 1939RR.. Ladell Andersen (Utah St. 1951) 1962, 63, 64, 70RR, 71.....	1	1	1	0	0	0	1
5	4	7	0	0	0	0	1
Gordon "Dutch" Belnap (Utah St. 1958) 1975, 79.....	2	0	2	0	0	0	0
Rod Tueller (Utah St. 1959) 1980, 83, 88. Larry Eustachy (Long Beach St. 1979) 1998.....	3	0	3	0	0	0	0
1	0	1	0	0	0	0	0

	Yrs. Won	Lost	CH	2D	3d%	4th	RR
Steve Morrill (Gonzaga 1974) 2000, 01, 03.....	3	1	3	0	0	0	0
TOTAL	15	6	17	0	0	0	2
UTEP							
Don Haskins (Oklahoma St. 1953) 1963, 64, 66-CH, 67, 70, 75, 84, 85, 86, 87, 88, 89, 90, 92.....	14	14	13	1	0	0	0
Billy Gillispie (Texas St. 1983) 2004.....	1	0	1	0	0	0	0
TOTAL	15	14	14	1	0	0	0
VALPARAISO							
Homer Drew (William Jewell 1966) 1996, 97, 98, 99, 2000, 02, 04.....	7	2	7	0	0	0	0
TOTAL	7	2	7	0	0	0	0
VANDERBILT							
Roy Skinner (Presbyterian 1952) 1965RR, 74.....	2	1	3	0	0	0	1
C.M. Newton (Kentucky 1952) 1988, 89.. Eddie Fogler (North Carolina 1970) 1991, 93.....	2	2	2	0	0	0	0
Jan van Breda Kolff (Vanderbilt 1974) 1997. Kevin Stallings (Purdue 1982) 2004.....	1	0	1	0	0	0	0
1	2	1	0	0	0	0	0
TOTAL	8	7	9	0	0	0	1
VERMONT							
Tom Brennan (Georgia 1971) 2003, 04....	2	0	2	0	0	0	0
TOTAL	2	0	2	0	0	0	0
VILLANOVA*							
Alex Severance (Villanova 1929) 1939- T3d, 49RR, 51, 55.....	4	4	4	0	0	1	1
Jack Kraft (St. Joseph's 1942) 1962RR, 64, 69, 70RR, 71-2d*, 72.....	6	11	7	0	1	0	2
Rollie Massimino (Vermont 1956) 1978RR, 80, 81, 82RR, 83RR, 84, 85-CH, 86, 88RR, 90, 91.....	11	20	10	1	0	0	4
Steve Lappas (CCNY 1977) 1995, 96, 97, 99.....	4	2	4	0	0	0	0
TOTAL	25	37	25	1	1	1	7
VIRGINIA							
Terry Holland (Davidson 1964) 1976, 81-3d, 82, 83RR, 84-T3d, 86, 87, 89RR, 90.....	9	15	9	0	0	2	2
Jeff Jones (Virginia 1982) 1991, 93, 94, 95RR, 97.....	5	6	5	0	0	0	1
Pete Gillen (Fairfield 1968) 2001.....	1	0	1	0	0	0	0
TOTAL	15	21	15	0	0	2	3
VA. COMMONWEALTH							
J.D. Barnett (Winona St. 1966) 1980, 81, 83, 84, 85.....	5	4	5	0	0	0	0
Sonny Smith (Milligan 1958) 1996.....	1	0	1	0	0	0	0
Jeff Capel III (Duke 1997) 2004.....	1	0	1	0	0	0	0
TOTAL	7	4	7	0	0	0	0
VMI							
Louis "Weenie" Miller (Richmond 1947) 1964.....	1	0	1	0	0	0	0
Bill Blair (VMI 1964) 1976RR.....	1	2	1	0	0	0	1
Charlie Schmaus (VMI 1966) 1977.....	1	1	1	0	0	0	0
TOTAL	3	3	3	0	0	0	1
VIRGINIA TECH							
Howard Shannon (Kansas St. 1948) 1967RR.....	1	2	1	0	0	0	1
Don DeVoe (Ohio St. 1964) 1976.....	1	0	1	0	0	0	0
Charles Moir (Appalachian St. 1952) 1979, 80, 85, 86.....	4	2	4	0	0	0	0
Bill C. Foster (Carson-Newman 1958) 1996	1	1	1	0	0	0	0
TOTAL	7	5	7	0	0	0	1
WAGNER							
Derek Whittenburg (North Carolina St. 1984) 2003.....	1	0	1	0	0	0	0
TOTAL	1	0	1	0	0	0	0
WAKE FOREST							
Murray Greason (Wake Forest 1926) 1939RR, 53.....	2	1	2	0	0	0	1
Horace "Bones" McKinney (North Carolina 1946) 1961RR, 62-3d.....	2	6	2	0	0	1	1
Carl Tacy (Davis & Elkins 1956) 1977RR, 81, 82, 84RR.....	4	5	4	0	0	0	2
Dave Odum (Guilford 1965) 1991, 92, 93, 94, 95, 96RR, 97, 2001.....	8	10	8	0	0	0	1
Skip Prosser (Merchant Marine 1972) 2002, 03, 04.....	3	4	3	0	0	0	0
TOTAL	19	26	19	0	0	1	5
WASHINGTON							
Clarence "Hec" Edmundson (Idaho 1909) 1943RR.....	1	0	2	0	0	0	1

	Yrs. Won	Lost	CH	2D	3d%	4th	RR
Art McLarney (Washington St. 1932)							
1948RR	1	1	1	0	0	0	1
William "Tippy" Dye (Ohio St. 1937)							
1951RR, 53-3d	2	5	2	0	0	1	1
Marv Harshman (Pacific Lutheran 1942)							
1976, 84, 85	3	2	3	0	0	0	0
Andy Russo (Lake Forest 1970) 1986	1	0	1	0	0	0	0
Bob Bender (Duke 1980) 1998, 99	2	2	2	0	0	0	0
Lorenzo Romar (Washington 1980) 2004 ..	1	0	1	0	0	0	0
TOTAL	11	10	12	0	0	1	3
WASHINGTON ST.							
Jack Friel (Washington St. 1923) 1941-2d.	1	2	1	0	1	0	0
George Raveling (Villanova 1960) 1980,							
83	2	1	2	0	0	0	0
Kelvin Sampson (UNC Pembroke 1978)							
1994	1	0	1	0	0	0	0
TOTAL	4	3	4	0	1	0	0
WAYNE ST. (MICH.)							
Joel Mason (Western Mich. 1936) 1956 ...	1	1	2	0	0	0	0
TOTAL	1	1	2	0	0	0	0
WEBER ST.							
Dick Moita (Utah St. 1953) 1968	1	0	1	0	0	0	0
Phil Johnson (Utah St. 1953) 1969, 70, 71..	3	2	3	0	0	0	0
Gene Visscher (Weber St. 1966) 1972,							
73	2	1	3	0	0	0	0
Neil McCarthy (Sacramento St. 1965)							
1978, 79, 80, 83	4	1	4	0	0	0	0
Ron Abegglen (Brigham Young 1962)							
1995, 99	2	2	2	0	0	0	0
Joe Cravens (Tex.-Arlington 1977) 2003 ...	1	0	1	0	0	0	0
TOTAL	13	6	14	0	0	0	0
WEST TEXAS A&M							
W.A. "Gus" Miller (West Texas A&M							
1927) 1955	1	0	1	0	0	0	0
TOTAL	1	0	1	0	0	0	0
WEST VIRGINIA							
Fred Schaus (West Virginia 1949) 1955,							
56, 57, 58, 59-2d, 60	6	6	6	0	1	0	0
George King (Charleston (W.Va.) 1950)							
1962, 63, 65	3	2	3	0	0	0	0
Raymond "Bucky" Waters (North							
Carolina St. 1957) 1967	1	0	1	0	0	0	0
Gale Catlett (West Virginia 1963) 1982,							
83, 84, 86, 87, 89, 92, 98	8	5	8	0	0	0	0
TOTAL	18	13	18	0	1	0	0
WESTERN CARO.							
Phil Hopkins (Gardner-Webb 1972) 1996.	1	0	1	0	0	0	0
TOTAL	1	0	1	0	0	0	0
WESTERN KY.*							
Ed Diddle (Centre 1921) 1940RR, 60, 62.	3	3	4	0	0	0	1
Johnny Oldham (Western Ky. 1948)							
1966, 67, 70, 71-3d*	4	6	4	0	0	1	0
Jim Richards (Western Ky. 1959) 1976, 78..	2	1	2	0	0	0	0
Gene Keady (Kansas St. 1958) 1980	1	0	1	0	0	0	0
Clem Haskins (Western Ky. 1967) 1981, 86	2	1	2	0	0	0	0
Murray Arnold (American 1960) 1987	1	1	1	0	0	0	0
Ralph Willard (Holy Cross 1967) 1993, 94.	2	2	2	0	0	0	0
Matt Kilcullen (Lehman 1976) 1995	1	1	1	0	0	0	0
Dennis Felton (Howard 1985) 2001, 02, 03	3	0	3	0	0	0	0
TOTAL	19	15	20	0	0	1	1
WESTERN MICH.							
Eldon Miller (Wittenberg 1961) 1976	1	1	1	0	0	0	0
Bob Donewald (Hanover 1964) 1998	1	1	1	0	0	0	0
Steve Hawkins (South Ala. 1987) 2004	1	0	1	0	0	0	0
TOTAL	3	2	3	0	0	0	0
WICHITA ST.							
Ralph Miller (Kansas 1942) 1964RR	1	1	1	0	0	0	1
Gary Thompson (Wichita St. 1954) 1965-4th	1	2	2	0	0	0	1
Harry Miller (Eastern N.M. 1951) 1976	1	0	1	0	0	0	0
Gene Smithson (North Central 1961)							
1981RR, 85	2	3	2	0	0	0	1
Eddie Fogler (North Carolina 1970)							
1987, 88	2	0	2	0	0	0	0
TOTAL	7	6	8	0	0	0	2

	Yrs. Won	Lost	CH	2D	3d%	4th	RR
WILLIAMS							
Alex Shaw (Michigan 1932) 1955	1	0	1	0	0	0	0
TOTAL	1	0	1	0	0	0	0
WINTHROP							
Gregg Marshall (Randolph-Macon 1985)							
1999, 2000, 01, 02	4	0	4	0	0	0	0
TOTAL	4	0	4	0	0	0	0
WISCONSIN							
Harold "Bud" Foster (Wisconsin 1930)							
1941-CH, 47RR	2	4	1	1	0	0	1
Stu Jackson (Seattle 1978) 1994	1	1	1	0	0	0	0
Dick Bennett (Ripon 1965) 1997, 99,							
2000-T-3d	3	4	3	0	0	1	0
Brad Soderberg (Wis.-Stevens Point 1985)							
2001	1	0	1	0	0	0	0
Bo Ryan (Wilkes 1969) 2002, 03, 04	3	4	3	0	0	0	0
TOTAL	10	13	9	1	0	1	1
WIS.-GREEN BAY							
Dick Bennett (Ripon 1965) 1991, 94, 95 ..	3	1	3	0	0	0	0
Mike Heideman (Wis.-La Crosse 1971)							
1996	1	0	1	0	0	0	0
TOTAL	4	1	4	0	0	0	0
WIS.-MILWAUKEE							
Bruce Pearl (Boston College 1982) 2003 ...	1	0	1	0	0	0	0
TOTAL	1	0	1	0	0	0	0
WRIGHT ST.							
Ralph Underhill (Tennessee Tech 1964)							
1993	1	0	1	0	0	0	0
TOTAL	1	0	1	0	0	0	0
WYOMING							
Everett Shelton (Phillips 1923) 1941RR,							
43-CH, 47RR, 48RR, 49RR, 52RR, 53, 58 .	8	4	12	1	0	0	5
Bill Strannigan (Wyoming 1941) 1967	1	0	2	0	0	0	0
Jim Brandenburg (Colorado St. 1958)							
1981, 82, 87	3	4	3	0	0	0	0
Benny Dees (Wyoming 1958) 1988	1	0	1	0	0	0	0
Steve McClain (Chadron St. 1984) 2002 ..	1	1	1	0	0	0	0
TOTAL	14	9	19	1	0	0	5
XAVIER							
Jim McCafferty (Loyola (La.) 1942) 1961 ...	1	0	1	0	0	0	0
Bob Staak (Connecticut 1971) 1983	1	0	1	0	0	0	0
Pete Gillen (Fairfield 1968) 1986, 87,							
88, 89, 90, 91, 93	7	5	7	0	0	0	0
Skip Prosser (Merchant Marine 1972)							
1995, 97, 98, 2001	4	1	4	0	0	0	0
Thad Matta (Butler 1990) 2002, 03, 04RR	3	5	3	0	0	0	1
TOTAL	16	11	16	0	0	0	1
YALE							
Howard Hobson (Oregon 1926) 1949RR..	1	0	2	0	0	0	1
Joe Vancisin (Dartmouth 1944) 1957, 62 ..	2	0	2	0	0	0	0
TOTAL	3	0	4	0	0	0	1

%National 3d-place games did not start until 1946 and ended with 1981; in other years, two teams tied for third and both are listed in this column. RR Regional runner-up, or one victory from Final Four, thus in the top eight.

NOTES ON TEAMS AND COACHES:

MICHIGAN: Steve Fisher coached Michigan in the 1989 tournament; Bill Freider was the coach during the regular season.

MISSOURI: Rich Daly coached Missouri in the 1989 tournament due to Norm Stewart's illness; Missouri credits the entire 1989 season to Stewart.

PRINCETON: J.L. McCandless coached Princeton in the 1961 tournament; Franklin Cappon suffered a heart attack 11 games into the season; Princeton credits the 1961 regular season to Cappon and the postseason to McCandless.

SEATTLE: Clair Markey coached Seattle in the 1963 tournament due to Vince Cazetta's resignation.

* TEAMS VACATING NCAA TOURNAMENT ACTION

Teams	Years	Record	Placing	Conference
Alabama	1987	2-1		Southeastern
Arizona	1999	0-1		Pacific 10
Arizona St.	1995	2-1		Pacific 10
Austin Peay	1973	1-2		Ohio Valley
California	1996	0-1		Pacific 10
Clemson	1990	2-1		Atlantic Coast
Connecticut	1996	2-1		Big East
DePaul	1986-89	6-4		Independent
Florida	1987-88	3-2		Southeastern
Fresno St.	2000	0-1		Western Athletic
Georgia	1985	1-1		Southeastern
Iona	1980	1-1		Independent
Kentucky	1988	2-1		Southeastern
Long Beach St.	1971-73	6-3	2 RR	Pacific Coast
La.-Lafayette	1972-73	3-3		Southland
Loyola Marymount	1980	0-1		West Coast
Marshall	1987	0-1		Southern
Maryland	1988	1-1		Atlantic Coast
Massachusetts	1996	4-1	3d	Atlantic 10
Memphis	1982-86	9-5	3d	Metro
Michigan	1992-93, 96, 98	10-4	2 2d	Big Ten
Minnesota	1972, 94-95, 97	6-4	3d	Big Ten
Missouri	1994	3-1	RR	Big Eight
New Mexico St.	1992-94	3-3		Big West
North Carolina St.	1987-88	0-2		Atlantic Coast
Oregon St.	1980-82	2-3	RR	Pacific 10
Purdue	1996	1-1		Big Ten
St. Joseph's	1961	3-1	3d	Middle Atlantic
Texas Tech	1996	2-1		Southwest
UCLA	1980, 99	5-2	2d	Pacific 10
Villanova	1971	4-1	2d	Independent
Western Ky.	1971	4-1	3d	Ohio Valley
31 schools	54 years	88-56	4 2d, 5 3d, 4 RR	

Official NCAA Records	Yrs	Won	Lost	CH	2d	3d	4th	RR
Alabama	16	17	16	0	0	0	0	0
Arizona	22	37	21	1	1	2	0	2
Arizona St.	11	10	12	0	0	0	0	3
Austin Peay	4	1	4	0	0	0	0	0
California	12	18	12	1	1	0	1	2
Clemson	6	6	6	0	0	0	0	1
Connecticut	24	36	23	1	0	0	0	5
DePaul	18	15	21	0	0	2	0	1
Florida	9	13	9	0	0	1	0	0
Fresno St.	4	2	4	0	0	0	0	0
Georgia	8	6	8	0	0	1	0	0
Iona	6	0	6	0	0	0	0	0
Kentucky	45	93	40	7	3	3	0	16
Long Beach St.	4	1	5	0	0	0	0	0
La.-Lafayette	6	1	6	0	0	0	0	0
Loyola Marymount	4	5	4	0	0	0	0	1
Marshall	4	0	4	0	0	0	0	0
Maryland	20	34	19	1	0	1	0	2
Massachusetts	7	7	7	0	0	0	0	1
Memphis	13	10	13	0	1	0	0	1
Michigan	16	31	15	1	2	1	0	5
Minnesota	4	6	4	0	0	0	0	1
Missouri	20	15	20	0	0	0	0	3
New Mexico St.	13	7	15	0	0	1	0	0
North Carolina St.	18	29	17	2	0	1	0	3
Oregon St.	13	10	16	0	0	0	2	4
Purdue	19	26	19	0	1	1	0	2
St. Joseph's	17	15	21	0	0	0	0	2
Texas Tech	11	4	12	0	0	0	0	0
UCLA	36	80	29	11	0	2	1	4
Villanova	24	33	24	1	0	1	0	7
Western Ky.	18	11	19	0	0	0	0	1

Final Four All-Tournament Teams

(First player listed on each team was the outstanding player in the Final Four)

1939— Not chosen.

1940— Marvin Huffman, Indiana
Howard Engleman, Kansas
Bob Allen, Kansas
Jay McCreary, Indiana
William Menke, Indiana

1941-51— Not chosen.

1952— Clyde Lovellette, Kansas
Bob Zawoluk, St. John's (N.Y.)
John Kerr, Illinois
Ron MacGilvray, St. John's (N.Y.)
Dean Kelley, Kansas

1953— B.H. Born, Kansas
Bob Houbregs, Washington
Bob Leonard, Indiana
Dean Kelley, Kansas
Don Schlundt, Indiana

1954— Tom Gola, La Salle
Chuck Singley, La Salle
Jesse Arnette, Penn St.
Roy Irvin, Southern California
Bob Carney, Bradley

1955— Bill Russell, San Francisco
Tom Gola, La Salle
K.C. Jones, San Francisco
Jim Ranglos, Colorado
Carl Cain, Iowa

1956— Hal Lear, Temple
Bill Russell, San Francisco
Carl Cain, Iowa
Hal Perry, San Francisco
Bill Logan, Iowa

1957— Wilt Chamberlain, Kansas
Len Rosenbluth, North Carolina
John Green, Michigan St.
Gene Brown, San Francisco
Pete Brennan, North Carolina

1958— Elgin Baylor, Seattle
John Cox, Kentucky
Guy Rodgers, Temple
Charley Brown, Seattle
Vern Hatton, Kentucky

1959— Jerry West, West Virginia
Oscar Robertson, Cincinnati
Darrall Imhoff, California
Don Goldstein, Louisville
Denny Fitzpatrick, California

1960— Jerry Lucas, Ohio St.
Oscar Robertson, Cincinnati
Mel Nowell, Ohio St.
Darrall Imhoff, California
Tom Sanders, New York U.

1961— Jerry Lucas, Ohio St.
Bob Wiesenhahn, Cincinnati
Larry Siegfried, Ohio St.
Carl Bouldin, Cincinnati
*Jack Egan, St. Joseph's

1962— Paul Hogue, Cincinnati
Jerry Lucas, Ohio St.
Tom Thacker, Cincinnati
John Havlicek, Ohio St.
Len Chappell, Wake Forest

1963— Art Heyman, Duke
Tom Thacker, Cincinnati
Les Hunter, Loyola (Ill.)
George Wilson, Cincinnati
Ron Bonham, Cincinnati

1964— Walt Hazzard, UCLA
Jeff Mullins, Duke
Bill Buntin, Michigan
Willie Murrell, Kansas St.
Gail Goodrich, UCLA

1965— Bill Bradley, Princeton
Gail Goodrich, UCLA
Cazzie Russell, Michigan
Edgar Lacey, UCLA
Kenny Washington, UCLA

1966— Jerry Chambers, Utah
Pat Riley, Kentucky
Jack Marin, Duke
Louie Dampier, Kentucky
Bobby Joe Hill, UTEP

1967— Lew Alcindor, UCLA
Don May, Dayton
Mike Warren, UCLA
Elvin Hayes, Houston
Lucius Allen, UCLA

1968— Lew Alcindor, UCLA
Lynn Shackelford, UCLA
Mike Warren, UCLA
Lucius Allen, UCLA
Larry Miller, North Carolina

1969— Lew Alcindor, UCLA
Rick Mount, Purdue
Charlie Scott, North Carolina
Willie McCarter, Drake
John Vallely, UCLA

1970— Sidney Wicks, UCLA
Jimmy Collins, New Mexico St.
John Vallely, UCLA
Artis Gilmore, Jacksonville
Curtis Rowe, UCLA

1971— *Howard Porter, Villanova
*Hank Siemjonkowski, Villanova
*Jim McDaniels, Western Ky.
Steve Patterson, UCLA
Sidney Wicks, UCLA

1972— Bill Walton, UCLA
Keith Wilkes, UCLA
Bob McAdoo, North Carolina
Jim Price, Louisville
Ron King, Florida St.

1973— Bill Walton, UCLA
Steve Downing, Indiana
Ernie DiGregorio, Providence
Larry Finch, Memphis
Larry Kenon, Memphis

1974— David Thompson, North Carolina St.
Bill Walton, UCLA
Tom Burleson, North Carolina St.
Monte Towe, North Carolina St.
Maurice Lucas, Marquette

1975— Richard Washington, UCLA
Kevin Grevey, Kentucky
Dave Myers, UCLA
Allen Murphy, Louisville
Jim Lee, Syracuse

- 1976**—Kent Benson, Indiana
Scott May, Indiana
Rickey Green, Michigan
Marques Johnson, UCLA
Tom Abernethy, Indiana
- 1977**—Butch Lee, Marquette
Mike O'Koren, North Carolina
Cedric Maxwell, Charlotte
Bo Ellis, Marquette
Walter Davis, North Carolina
Jerome Whitehead, Marquette
- 1978**—Jack Givens, Kentucky
Ron Brewer, Arkansas
Mike Gminski, Duke
Rick Robey, Kentucky
Jim Spanarkel, Duke
- 1979**—Earvin Johnson, Michigan St.
Greg Kelsner, Michigan St.
Larry Bird, Indiana St.
Mark Aguirre, DePaul
Gary Garland, DePaul
- 1980**—Darrell Griffith, Louisville
*Rod Foster, UCLA
Joe Barry Carroll, Purdue
*Kike Vandeweghe, UCLA
Rodney McCray, Louisville
- 1981**—Isiah Thomas, Indiana
Jeff Lamp, Virginia
Jim Thomas, Indiana
Landon Turner, Indiana
Al Wood, North Carolina
- 1982**—James Worthy, North Carolina
Patrick Ewing, Georgetown
Eric Floyd, Georgetown
Michael Jordan, North Carolina
Sam Perkins, North Carolina
- 1983**—Akeem Olajuwon, Houston
Thurl Bailey, North Carolina St.
Sidney Lowe, North Carolina St.
Milt Wagner, Louisville
Dereck Whittenburg, North Carolina St.
- 1984**—Patrick Ewing, Georgetown
Michael Graham, Georgetown
Akeem Olajuwon, Houston
Michael Young, Houston
Alvin Franklin, Houston
- 1985**—Patrick Ewing, Georgetown
Ed Pinckney, Villanova
Dwayne McClain, Villanova
Harold Jensen, Villanova
Gary McLain, Villanova
- 1986**—Pervis Ellison, Louisville
Billy Thompson, Louisville
Johnny Dawkins, Duke
Mark Alarie, Duke
Tommy Amaker, Duke
- 1987**—Keith Smart, Indiana
Sherman Douglas, Syracuse
Derrick Coleman, Syracuse
Armon Gilliam, UNLV
Steve Elliott, Indiana
- 1988**—Danny Manning, Kansas
Milt Newton, Kansas
Stacey King, Oklahoma
Dave Sieger, Oklahoma
Sean Elliott, Arizona
- 1989**—Glen Rice, Michigan
Rumeal Robinson, Michigan
Danny Ferry, Duke
Gerald Greene, Seton Hall
John Morton, Seton Hall
- 1990**—Anderson Hunt, UNLV
Stacey Augmon, UNLV
Larry Johnson, UNLV
Phil Henderson, Duke
Dennis Scott, Georgia Tech
- 1991**—Christian Laettner, Duke
Bobby Hurley, Duke
Bill McCaffrey, Duke
Mark Randall, Kansas
Anderson Hunt, UNLV
- 1992**—Bobby Hurley, Duke
Grant Hill, Duke
Christian Laettner, Duke
Jalen Rose, Michigan
Chris Webber, Michigan
- 1993**—Donald Williams, North Carolina
Eric Montross, North Carolina
George Lynch, North Carolina
Chris Webber, Michigan
Jamal Mashburn, Kentucky
- 1994**—Corliss Williamson, Arkansas
Corey Beck, Arkansas
Scotty Thurman, Arkansas
Grant Hill, Duke
Antonio Lang, Duke
- 1995**—Ed O'Bannon, UCLA
Toby Bailey, UCLA
Corliss Williamson, Arkansas
Clint McDaniel, Arkansas
Bryant Reeves, Oklahoma St.
- 1996**—Tony Delk, Kentucky
Ron Mercer, Kentucky
Marcus Camby, Massachusetts
Todd Burgan, Syracuse
John Wallace, Syracuse
- 1997**—Miles Simon, Arizona
Mike Bibby, Arizona
Ron Mercer, Kentucky
Scott Padgett, Kentucky
Bobby Jackson, Minnesota
- 1998**—Jeff Sheppard, Kentucky
Scott Padgett, Kentucky
Arthur Lee, Stanford
Michael Doleac, Utah
Andre Miller, Utah
- 1999**—Richard Hamilton, Connecticut
Khalid El-Amin, Connecticut
Ricky Moore, Connecticut
Elton Brand, Duke
Trajan Langdon, Duke
- 2000**—Mateen Cleaves, Michigan St.
Udonis Haslem, Florida
Charlie Bell, Michigan St.
A.J. Granger, Michigan St.
Morris Peterson, Michigan St.
- 2001**—Shane Battier, Duke
Mike Dunleavy, Duke
Richard Jefferson, Arizona
Jason Williams, Duke
Loren Woods, Arizona
- 2002**—Juan Dixon, Maryland
Lonny Baxter, Maryland
Chris Wilcox, Maryland
Dane Fife, Indiana
Kyle Hornsby, Indiana
- 2003**—Carmelo Anthony, Syracuse
Gerry McNamara, Syracuse
Nick Collison, Kansas
Kirk Hinrich, Kansas
Keith Langford, Kansas
- 2004**—Emeka Okafor, Connecticut
Rashad Anderson, Connecticut
Ben Gordon, Connecticut
Will Bynum, Georgia Tech
Luke Schenscher, Georgia Tech

*Record later vacated.

National Invitation Tournament Year-by-Year Results

Season	Champion	Score	Runner-Up	Third Place	Fourth Place
1938	Temple	60-36	Colorado	Oklahoma St.	New York U.
1939	Long Island	44-32	Loyola (Ill.)	Bradley	St. John's (N.Y.)
1940	Colorado	51-40	Duquesne	Oklahoma St.	DePaul
1941	Long Island	56-42	Ohio	CCNY	Seton Hall
1942	West Virginia	47-45	Western Ky.	Creighton	Toledo
1943	St. John's (N.Y.)	48-27	Toledo	Wash. & Jeff.	Fordham
1944	St. John's (N.Y.)	47-39	DePaul	Kentucky	Oklahoma St.
1945	DePaul	71-54	Bowling Green	St. John's (N.Y.)	Rhode Island
1946	Kentucky	46-45	Rhode Island	West Virginia	Muhlenberg
1947	Utah	49-45	Kentucky	North Carolina St.	West Virginia
1948	St. Louis	65-52	New York U.	Western Ky.	DePaul
1949	San Francisco	48-47	Loyola (Ill.)	Bowling Green	Bradley
1950	CCNY	69-61	Bradley	St. John's (N.Y.)	Duquesne
1951	Brigham Young	62-43	Dayton	St. John's (N.Y.)	Seton Hall
1952	La Salle	75-64	Dayton	St. Bonaventure	Duquesne
1953	Seton Hall	58-46	St. John's (N.Y.)	Duquesne	Manhattan
1954	Holy Cross	71-62	Duquesne	Niagara	Western Ky.
1955	Duquesne	70-58	Dayton	Cincinnati	St. Francis (Pa.)
1956	Louisville	93-80	Dayton	St. Joseph's	St. Francis (N.Y.)
1957	Bradley	84-83	Memphis	Tampa	St. Bonaventure
1958	Xavier	78-74(ot)	Dayton	St. Bonaventure	St. John's (N.Y.)
1959	St. John's (N.Y.)	76-71(ot)	Bradley	New York U.	Providence

Season	Champion	Score	Runner-Up	Third Place	Fourth Place
1960	Bradley	88-72	Providence	Utah St.	St. Bonaventure
1961	Providence	62-59	St. Louis	Holy Cross	Dayton
1962	Dayton	73-67	St. John's (N.Y.)	Loyola (Ill.)	Duquesne
1963	Providence	81-66	Canisius	Marquette	Villanova
1964	Bradley	86-54	New Mexico	Army	New York U.
1965	St. John's (N.Y.)	55-51	Villanova	Army	New York U.
1966	Brigham Young	97-84	New York U.	Villanova	Army
1967	Southern Ill.	71-56	Marquette	Rutgers	Marshall
1968	Dayton	61-48	Kansas	Notre Dame	St. Peter's
1969	Temple	89-76	Boston College	Tennessee	Army
1970	Marquette	65-53	St. John's (N.Y.)	Army	LSU
1971	North Carolina	84-66	Georgia Tech	St. Bonaventure	Duke
1972	Maryland	100-69	Niagara	Jacksonville	St. John's (N.Y.)
1973	Virginia Tech	92-91 (ot)	Notre Dame	North Carolina	Alabama
1974	Purdue	87-81	Utah	Boston College	Jacksonville
1975	Princeton	80-69	Providence	Oregon	St. John's (N.Y.)
1976	Kentucky	81-76	Charlotte	North Carolina St.	Providence
1977	St. Bonaventure	94-91	Houston	Villanova	Alabama
1978	Texas	101-93	North Carolina St.	Rutgers	Georgetown
1979	Indiana	53-52	Purdue	Alabama	Ohio St.
1980	Virginia	58-55	Minnesota	Illinois	UNLV
1981	Tulsa	86-84 (ot)	Syracuse	Purdue	West Virginia
1982	Bradley	67-58	Purdue	+ Georgia	+ Oklahoma
1983	Fresno St.	69-60	DePaul	+ Nebraska	+ Wake Forest
1984	Michigan	83-63	Notre Dame	Virginia Tech	La. Lafayette
1985	UCLA	65-62	Indiana	Tennessee	Louisville
1986	Ohio St.	73-63	Wyoming	Louisiana Tech	Florida
1987	Southern Miss.	84-80	La Salle	Nebraska	Ark.-Little Rock
1988	Connecticut	72-67	Ohio St.	Colorado St.	Boston College
1989	St. John's (N.Y.)	73-65	St. Louis	UAB	Michigan St.
1990	Vanderbilt	74-72	St. Louis	Penn St.	New Mexico
1991	Stanford	78-72	Oklahoma	Colorado	Massachusetts
1992	Virginia	81-76	Notre Dame	Utah	Florida
1993	Minnesota	92-61	Georgetown	UAB	Providence
1994	Villanova	80-73	Vanderbilt	Siena	Kansas St.
1995	Virginia Tech	65-64 (ot)	Marquette	Penn St.	Canisius
1996	Nebraska	60-56	St. Joseph's	Tulane	Alabama
1997	Michigan	82-73	Florida St.	Connecticut	Arkansas
1998	Minnesota	79-72	Penn St.	Georgia	Fresno St.
1999	California	61-60	Clemson	Xavier	Oregon
2000	Wake Forest	71-61	Notre Dame	Penn St.	North Carolina St.
2001	Tulsa	79-60	Alabama	Memphis	Detroit
2002	Memphis	72-62	South Carolina	Syracuse	Temple
2003	St. John's (N.Y.)	70-67	Georgetown	Minnesota	Texas Tech
2004	Michigan	62-55	Rutgers	+ Iowa St.	+ Oregon

+tied for third place

POSTSEASON CHARITY GAME

During World War II, the American Red Cross sponsored a basketball game to raise money for the war effort. The game featured that year's NCAA champion versus the NIT champion.

Season	Winner	Score	Loser	Site
1943	Wyoming (NCAA champion)	52-47 (ot)	St. John's (N.Y.) (NIT champion)	New York
1944	Utah (NCAA champion)	43-36	St. John's (N.Y.) (NIT champion)	New York
1945	Oklahoma St. (NCAA champion)	52-44	DePaul (NIT champion)	New York



NABC All-Star Game Results

Season	Winner	Score	MVP	Winning Coach	Losing Coach	Attendance
1963	East	77-70	Art Heyman, Duke	Harold Anderson	Cliff Wells	9,000
1964	West	79-78	Willie Murrell, Kansas St.	Slats Gill	Jack Gardner	9,700
1965	West	87-74	Gail Goodrich, UCLA	Doggie Julian	Joe Lapchick	7,000
1966	East	126-99	Cazzie Russell, Michigan	Taps Gallagher	Forrest Twogood	8,000
1967	East	102-93	Sonny Dove, St. John's (N.Y.)	Ben Carnevale	Everest Shelton	7,300
1968	West	95-88	Pete Maravich, LSU	Phog Allen & Tex Winter	Art Schabinger & John Bach	14,500
1969	East	104-80	Neal Walk, Florida	Tony Hinkle	Branch McCracken	6,100
1970	East	116-102	Charlie Scott, North Carolina	Nat Holman	Bud Foster	14,756
1971	East	106-104 (ot)	Jim McDaniels, Western Ky.	Dutch Lonborg	Vadal Peterson	13,178
1972	East	96-91 (ot)	Billy Shepard, Butler	Howard Hobson	Hank Iba	7,856
1973	West	98-94	Jim Brewer, Minnesota	Stan Watts	Adolph Rupp	8,609
1974	East	105-85	Marvin Barnes, Providence	Harry Litwack	John Hyder	8,396
1975	West	110-89	Gus Williams, Southern California	Bruce Drake	Eddie Hickey	NA
1976	West	101-98	Chuckie Williams, Kansas St.	Marv Harshman	Dean Smith	5,951
1977	East	114-93	Ernie Grunfeld, Tennessee	Bob Knight	Johnny Orr	6,537
1978	East	93-87	Butch Lee, Marquette	Frank McGuire	Al McGuire	4,275
1979	East	114-109	Greg Deane, Utah	Joe B. Hall	Bill Foster	7,472
1980	East	88-79	Mike O'Koren, North Carolina	Bill Hodges	Jud Heathcote	7,600
1981	West	99-97	Danny Ainge, Brigham Young	Larry Brown	Denny Crum	3,116
1982	West	102-68	Ricky Frazier, Missouri	Dale Brown	Bob Knight	3,965
1983	West	99-94	Darrell Walker, Arkansas	John Thompson	Dean Smith	4,178
1984	West	111-77	Fred Reynolds, UTEP	Marv Harshman	Jim Valvano	4,126
1985	West	97-90	Lorenzo Charles, North Carolina St.	Guy Lewis	Joe B. Hall	10,464
1986	West	94-92	David Wingate, Georgetown	Rollie Massimino	Lou Carnesecca	7,009
1987	West	92-91	David Robinson, Navy	Denny Crum	Mike Krzyzewski	8,041
1988	East	97-91	David Rivers, Notre Dame	Jim Boeheim	Jerry Tarkanian	8,528
1989	West	150-111	Tim Hardaway, UTEP	Lute Olson	Billy Tubbs	7,541
1990	East	127-126	Travis Mays, Texas	P.J. Carlesimo	Steve Fisher	7,161
1991	West	122-113	Jimmy Oliver, Purdue	Nolan Richardson	Bobby Cremins	8,000
1992	West	117-93	Doug Christie, Pepperdine	Roy Williams	Clem Haskins	10,344
1993	West	104-95	Ervin Johnson, New Orleans	Bob Huggins	Mike Krzyzewski	6,604
1994	East	77-73	Charlie Ward, Florida St.	Clarence "Bighouse" Gaines	Guy Lewis	6,500
1995	West	117-88	Fred Hoiberg, Iowa St.	Lute Olson	Lon Kruger	7,900
1996	East	99-92	Danetri Hill, Florida	Eddie Sutton	Jim Harrick	5,500
1997	East	105-94	James Collins, Florida St.	Jim Boeheim	Norm Stewart	6,019
1998	East	102-89	Felipe Lopez, St. John's (N.Y.)	Clem Haskins	Steve Lavin	8,998
1999	West	93-86	Doug Swenson, Creighton	Rick Majerus	Tubby Smith	6,753

Year	Score NABC-Opp.	NABC MVP	NABC Coach	Opponent	Attendance
2000	80-82	Kenyon Jones, San Francisco	Jim Calhoun	Harlem Globetrotters	8,000
2001	63-75	Kyle Hill, Eastern Mich.	Gene Keady	Harlem Globetrotters	15,253
2002	86-76	Tony Akins, Georgia Tech	Tom Izzo	Harlem Globetrotters	8,758
2003	85-87 (ot)	Dahntay Jones, Duke	Gary Williams	Harlem Globetrotters	14,844
2004	72-88	David Hawkins, Temple	Jim Boeheim	Harlem Globetrotters	11,637

Game Sites: 1963-67—Lexington, Kentucky; 1968-70—Indianapolis, Indiana; 1971-74—Dayton, Ohio; 1975-77—Tulsa, Ok.; 1978-present—same city as the NCAA Final Four.

Division II Championship

2004 Results

FIRST ROUND

Tarleton St. 77, Tex. A&M-Kingsville 74
 Drury 85, Emporia St. 81
 Northwest Mo. St. 77, Eastern N.M. 57
 Washburn 81, St. Mary's (Tex.) 70
 Wayne St. (Mich.) 65, Lewis 62
 Michigan Tech 81, Cannon 75
 Southern Ind. 96, Ky. Wesleyan 83
 Findlay 84, Indianapolis 83 (ot)
 Metro St. 102, Mesa St. 72
 South Dakota St. 99, Northern St. 80
 South Dakota 82, Neb.-Omaha 71
 Neb.-Kearney 104, Bemidji St. 90
 Montevallo 56, Valdosta St. 49
 Henderson St. 71, Morehouse 51
 Eckerd 70, Fla. Southern 62
 Rollins 88, Benedict 79
 Pfeiffer 104, Indiana (Pa.) 91
 Cheyney 76, California (Pa.) 59
 West Virginia St. 80, Dist. Columbia 69
 Alderson-Broaddus 85, Mount Olive 80
 Kennesaw St. 78, Catawba 63
 Columbus St. 77, Virginia Union 75

Bowie St. 86, Lenoir-Rhyne 81
 Francis Marion 86, Armstrong Atlantic 84
 Mass.-Lowell 74, Bridgeport 64
 Southern N.H. 74, New Haven 67
 NYIT 81, Philadelphia U. 75
 Bryant 65, C.W. Post 63
 Cal St. San B'dino 92, Cal St. Chico 60
 Alas. Fairbanks 91, Cal St. Bakersfield 82
 Humboldt St. 86, Cal Poly Pomona 83
 BYU-Hawaii 67, Alas. Anchorage 61

SECOND ROUND

Drury 78, Tarleton St. 73 (ot)
 Northwest Mo. St. 62, Washburn 61
 Wayne St. 57, Michigan Tech 54
 Southern Ind. 75, Findlay 67
 Metro St. 109, South Dakota St. 69
 Neb.-Kearney 96, South Dakota 80
 Montevallo 78, Henderson St. 57
 Rollins 77, Eckerd 54
 Pfeiffer 121, Cheyney 101
 Alderson-Broaddus 87, West Virginia St. 71
 Kennesaw St. 70, Columbus St. 65
 Francis Marion 95, Bowie St. 78
 Mass.-Lowell 67, Southern N.H. 61 (ot)
 Bryant 64, NYIT 60

Alas. Fairbanks 82, Cal St. San B'dino 78 (ot)
 Humboldt St. 71, BYU-Hawaii 71

REGIONAL FINALS

Northwest Mo. St. 62, Drury 59
 Southern Ind. 69, Wayne St. 68
 Metro St. 79, Neb.-Kearney 68
 Rollins 75, Montevallo 63
 Pfeiffer 106, Alderson Broaddus 77
 Kennesaw St. 82, Francis Marion 73
 Mass.-Lowell 63, Bryant 62
 Humboldt St. 64, Alas. Fairbanks 60

QUARTERFINALS

Southern Ind. 88, Northwest Mo. St. 81
 Metro St. 88, Rollins 54
 Kennesaw St. 86, Pfeiffer 79
 Humboldt St. 89, Mass.-Lowell 82

SEMIFINALS

Southern Ind. 83, Metro St. 81
 Kennesaw St. 81, Humboldt St. 67

CHAMPIONSHIP

Kennesaw St. 84, Southern Ind. 59

Box Scores

SEMIFINALS

MARCH 25, AT BAKERSFIELD, CALIFORNIA

Kennesaw St. 81, Humboldt St. 67

Kennesaw St.

##	Player	TOT-FG		3-PT		FT	FTA	REBOUNDS			PF	TP	A	TO	BLK	S	MIN
		FG	FGA	FG	FGA			OF	DE	TOT							
00	Reggie McKoy	3	7	0	0	3	4	1	2	3	3	9	0	1	0	4	30
24	Terrence Hill	7	16	0	2	8	13	1	3	4	3	22	1	2	0	5	36
50	Georgy Joseph	10	13	1	1	3	5	7	3	10	3	24	1	1	0	0	29
03	Tommy Thompson	3	9	1	2	2	4	3	2	5	1	9	4	2	0	2	36
23	Rey Luque	3	8	2	6	3	4	1	3	4	4	11	3	2	0	2	36
05	Tobias Seldon	1	1	0	0	0	0	0	0	0	0	2	0	0	0	0	3
13	Kevin McDonald	0	2	0	0	0	0	2	3	5	4	0	2	1	0	2	17
33	Justin Thompson	1	2	0	0	0	0	0	1	1	2	2	0	0	0	2	9
54	Cardale Talley	1	3	0	0	0	0	0	1	1	0	2	0	0	0	0	4
TM	TEAM	0	0	0	0	0	0	0	2	2	0	0	0	0	0	0	0
	Totals	29	61	4	11	19	30	15	20	35	20	81	11	9	0	17	200

TOTAL FG%: .475 DEADBALL
 3-Pt. FG%: .364 REBOUNDS
 F Throw %: .633 3

Humboldt St.

##	Player	TOT-FG		3-PT		FT	FTA	REBOUNDS			PF	TP	A	TO	BLK	S	MIN
		FG	FGA	FG	FGA			OF	DE	TOT							
10	Austin Nichols	7	15	4	9	9	10	2	6	8	4	27	2	5	1	0	37
33	Fred Hooks	4	10	0	0	7	8	4	7	11	2	15	1	3	0	0	38
50	Trey Shannon	3	5	1	1	0	0	4	3	7	3	7	3	3	2	0	20
11	Mark White	1	7	1	5	2	2	1	2	3	4	5	2	4	0	3	36
12	Jordan Feramisco	1	7	1	7	0	0	1	1	2	3	3	1	1	0	1	21
03	Kejuan Johnson	2	4	0	1	0	0	0	0	0	4	4	0	3	0	1	13
21	Kaylin Thornton	0	2	0	1	0	0	0	0	0	0	0	0	0	0	0	10
22	Jeremiah Ward	0	0	0	0	0	0	0	1	1	4	0	2	0	0	0	11
42	Dustin Kaatz	2	3	0	1	2	2	2	3	5	1	6	1	3	0	0	14
TM	TEAM	0	0	0	0	0	0	1	2	3	0	0	0	0	0	0	0
	Totals	20	53	7	25	20	22	15	25	40	25	67	12	22	3	5	200

TOTAL FG%: .377 DEADBALL
 3-Pt. FG%: .280 REBOUNDS
 F Throw %: .909 0

Officials: Tom Mauer, Justin Ingalls, Richard Staver.
 Technical fouls: Kennesaw St.-None. Humboldt St.-None.

Score by Periods

	1	2	Total
Kennesaw St.	41	40	81
Humboldt St.	37	30	67

Southern Ind. 83, Metro St. 81

Metro St.

##	Player	TOT-FG		3-PT		FT	FTA	REBOUNDS			PF	TP	A	TO	BLK	S	MIN
		FG	FGA	FG	FGA			OF	DE	TOT							
12	Luke Kendall	8	18	5	11	9	11	0	2	2	4	30	2	0	0	0	40
43	Michael Morse	1	8	1	1	2	2	2	3	5	3	5	2	3	1	3	35
44	Lester Strong	3	6	0	0	5	6	3	3	6	3	11	0	1	1	1	30
01	C.J. Massingale	4	9	1	1	4	5	3	2	5	4	13	6	4	0	0	27

CHAMPIONSHIPS

##	Player	TOT-FG		3-PT		FT	FTA	REBOUNDS			PF	TP	A	TO	BLK	S	MIN	
		FG	FGA	FG	FGA			OF	DE	TOT								
10	Keith Borgan	1	5	1	3	0	0	0	2	2	2	2	3	1	1	0	0	25
02	Jamar Bohannon	3	5	2	3	0	0	2	1	3	4	8	2	2	1	1	1	15
20	Mark Worthington	0	2	0	0	2	2	0	3	3	0	2	1	2	0	0	0	13
25	Greg Muth	0	0	0	0	0	0	0	0	0	0	0	1	0	0	1	2	
52	Ben Ortner	4	6	0	0	1	2	3	1	4	2	9	1	1	0	2	13	
TM	TEAM	0	0	0	0	0	0	1	0	1	0	0	0	0	0	0	0	
Totals		24	59	10	19	23	28	14	17	31	22	81	16	14	3	8	200	

TOTAL FG%: .407 DEADBALL
 3-Pt. FG%: .526 REBOUNDS
 F Throw %: .821 2

##	Player	TOT-FG		3-PT		FT	FTA	REBOUNDS			PF	TP	A	TO	BLK	S	MIN
		FG	FGA	FG	FGA			OF	DE	TOT							
33	Joe Gordon	6	15	4	8	1	2	1	3	4	2	17	1	3	0	0	32
34	Billy Harris	3	5	0	0	7	9	3	4	7	3	13	2	2	0	0	29
42	Randy Holbrook	2	5	0	1	2	2	0	5	5	4	6	1	3	1	0	22
05	Avery Queen	0	4	0	3	5	6	1	1	2	4	5	10	3	0	1	36
22	Cris Brunson	10	15	5	10	2	2	1	2	3	0	27	1	3	0	1	35
02	Clarence Chillers	2	3	0	0	2	2	1	0	1	4	6	0	0	1	0	11
03	Mike Arnold	0	0	0	0	0	0	0	0	0	1	0	0	0	0	0	5
20	Geoff Van Winkle	1	5	1	5	0	0	2	2	4	0	3	2	2	0	0	13
31	John Oden	2	5	0	0	2	2	3	4	7	3	6	1	3	1	0	17
TM	TEAM	0	0	0	0	0	0	3	3	6	0	0	0	0	0	0	0
Totals		26	57	10	27	21	25	15	24	39	21	83	18	19	3	2	200

TOTAL FG%: .456 DEADBALL
 3-Pt. FG%: .370 REBOUNDS
 F Throw %: .840 3

Attendance: 1,354
 Officials: Bob Vethoetter, Rich Ridenhour, Tim Comer.
 Technical fouls: Metro St.-None. Southern Ind.-None.

Score by Periods	1	2	Total
Metro St.	37	44	81
Southern Ind.	36	47	83

CHAMPIONSHIP
MARCH 27, AT BAKERSFIELD, CALIFORNIA
Kennesaw St. 84, Southern Ind. 59

##	Player	TOT-FG		3-PT		FT	FTA	REBOUNDS			PF	TP	A	TO	BLK	S	MIN
		FG	FGA	FG	FGA			OF	DE	TOT							
00	Reggie McKoy	2	9	0	0	1	2	3	3	6	2	5	3	2	1	1	31
24	Terrence Hill	8	16	4	7	6	8	3	4	7	0	26	1	5	0	1	39
50	Georgy Joseph	4	8	1	1	6	9	6	3	9	3	15	1	3	3	3	26
03	Tommy Thompson	3	5	1	2	0	0	2	2	4	0	7	3	1	0	2	24
23	Rey Luque	2	11	1	7	0	0	1	1	2	2	5	0	0	1	0	32
05	Tobias Seldon	0	0	0	0	0	0	0	0	0	0	0	0	1	0	0	1
10	Darrell Fisher	1	1	1	1	0	0	1	0	1	0	3	0	0	0	0	1
12	Taylor Patterson	0	1	0	1	0	0	0	0	0	0	0	0	0	0	1	1
13	Kevin McDonald	3	4	1	1	3	4	1	3	4	3	10	0	3	1	5	21
30	Will Davis	0	0	0	0	0	0	0	1	1	2	0	1	0	0	0	1
33	Justin Thompson	0	1	0	0	0	0	2	2	4	2	0	0	1	0	2	9
34	Kenan Knight	1	1	1	1	0	0	0	0	0	0	3	0	0	0	0	1
43	Israel Ingle	0	0	0	0	3	4	0	0	0	0	3	0	0	0	0	1
54	Cardale Talley	3	6	1	2	0	0	0	1	1	3	7	1	0	0	1	12
TM	TEAM	0	0	0	0	0	0	3	1	4	0	0	0	1	0	0	0
Totals		27	63	11	23	19	27	22	21	43	17	84	10	17	6	16	200

TOTAL FG%: .429 DEADBALL
 3-Pt. FG%: .478 REBOUNDS
 F Throw %: .704 3,1

##	Player	TOT-FG		3-PT		FT	FTA	REBOUNDS			PF	TP	A	TO	BLK	S	MIN
		FG	FGA	FG	FGA			OF	DE	TOT							
33	Joe Gordon	3	10	3	7	0	0	1	4	5	2	9	3	3	0	1	27
34	Billy Harris	1	4	0	0	4	4	1	0	1	4	6	1	2	0	1	23
42	Randy Holbrook	6	11	0	0	3	4	5	5	10	2	15	0	2	1	0	26
05	Avery Queen	0	4	0	1	0	0	0	2	2	1	0	3	5	0	2	33
22	Cris Brunson	4	10	1	4	0	0	0	1	1	3	9	1	6	0	2	30
02	Clarence Chillers	0	1	0	0	1	4	2	2	4	3	1	1	0	1	0	9
03	Mike Arnold	0	0	0	0	0	0	0	0	0	1	0	4	3	0	0	7
10	Ayton Branch	0	1	0	0	0	0	1	0	1	0	0	1	0	0	0	5
15	Scott May	0	2	0	1	0	0	0	0	0	0	0	1	0	0	0	3
20	Geoff Van Winkle	1	6	0	4	1	1	1	1	2	0	3	2	0	0	0	15
31	John Oden	4	5	0	0	3	5	0	2	2	4	11	0	2	0	0	20
51	Travis Farmer	2	3	0	0	1	2	1	0	1	1	5	0	1	0	1	2
TM	TEAM	0	0	0	0	0	0	4	2	6	0	0	0	0	0	0	0
Totals		21	57	4	17	13	20	16	19	35	21	59	17	24	2	7	200

TOTAL FG%: .368 DEADBALL
 3-Pt. FG%: .235 REBOUNDS
 F Throw %: .650 5

Attendance: 1,653
 Officials: Tim Comer, Tom Maven, Justin Ingalls.
 Technical fouls: Kennesaw St.-None. Southern Ind.-None.

Score by Periods	1	2	Total
Kennesaw St.	30	54	84
Southern Ind.	24	35	59

Year-by-Year Results

Season	Champion	Score	Runner-Up	Third Place	Fourth Place
1957	Wheaton (Ill.)	89-65	Ky. Wesleyan	Mt. St. Mary's	Cal St. Los Angeles
1958	South Dakota	75-53	St. Michael's	Evansville	Wheaton (Ill.)
1959	Evansville	83-67	Southwest Mo. St.	N.C. A&T	Cal St. Los Angeles
1960	Evansville	90-69	Chapman	Ky. Wesleyan	Cornell College
1961	Wittenberg	42-38	Southeast Mo. St.	South Dakota St.	Mt. St. Mary's
1962	Mt. St. Mary's	58-57(ot)	Sacramento St.	Southern Ill.	Neb. Wesleyan
1963	South Dakota St.	44-42	Wittenberg	Oglethorpe	Southern Ill.
1964	Evansville	72-59	Akron	N.C. A&T	Northern Iowa
1965	Evansville	85-82(ot)	Southern Ill.	North Dakota	St. Michael's
1966	Ky. Wesleyan	54-51	Southern Ill.	Akron	North Dakota
1967	Winston-Salem	77-74	Southwest Mo. St.	Ky. Wesleyan	Illinois St.
1968	Ky. Wesleyan	63-52	Indiana St.	Trinity (Tex.)	Ashland
1969	Ky. Wesleyan	75-71	Southwest Mo. St.	** American Int'l	Ashland
1970	Philadelphia U.	76-65	Tennessee St.	UC Riverside	Buffalo St.
1971	Evansville	97-82	Old Dominion	** La.-Lafayette	Ky. Wesleyan
1972	Roanoke	84-72	Akron	Tennessee St.	Eastern Mich.
1973	Ky. Wesleyan	78-76(ot)	Tennessee St.	Assumption	Brockport St.
1974	Morgan St.	67-52	Southwest Mo. St.	Assumption	New Orleans
1975	Old Dominion	76-74	New Orleans	Assumption	Chattanooga
1976	Puget Sound	83-74	Chattanooga	Eastern Ill.	Old Dominion
1977	Chattanooga	71-62	Randolph-Macon	North Ala.	Sacred Heart
1978	Cheyney	47-40	Wis.-Green Bay	Eastern Ill.	UCF
1979	North Ala.	64-50	Wis.-Green Bay	Cheyney	Bridgeport
1980	Virginia Union	80-74	New York Tech	Fla. Southern	North Ala.
1981	Fla. Southern	73-68	Mt. St. Mary's	Cal Poly	Wis.-Green Bay
1982	Dist. Columbia	73-63	Fla. Southern	Ky. Wesleyan	Cal St. Bakersfield
1983	Wright St.	92-73	Dist. Columbia	* Cal St. Bakersfield	* Morningside
1984	Central Mo. St.	81-77	St. Augustine's	* Ky. Wesleyan	* North Ala.
1985	Jacksonville St.	74-73	South Dakota St.	* Ky. Wesleyan	* Mt. St. Mary's
1986	Sacred Heart	93-87	Southeast Mo. St.	* Cheyney	* Fla. Southern
1987	Ky. Wesleyan	92-74	Gannon	* Delta St.	* Mont. St.-Billings
1988	Mass.-Lowell	75-72	Alas. Anchorage	Fla. Southern	Troy St.
1989	N.C. Central	73-46	Southeast Mo. St.	UC Riverside	Jacksonville St.
1990	Ky. Wesleyan	93-79	Cal St. Bakersfield	North Dakota	Morehouse
1991	North Ala.	79-72	Bridgeport	* Cal St. Bakersfield	* Virginia Union
1992	Virginia Union	100-75	Bridgeport	* Cal St. Bakersfield	* Calif. (Pa.)
1993	Cal St. Bakersfield	85-72	Troy St.	* Wayne St. (Mich.)	* New Hamp. Col.
1994	Cal St. Bakersfield	92-86	Southern Ind.	* Washburn	* New Hamp. Col.
1995	Southern Ind.	71-63	UC Riverside	* Norfolk St.	* Indiana (Pa.)
1996	Fort Hays St.	70-63	Northern Ky.	* Virginia Union	* Calif. (Pa.)
1997	Cal St. Bakersfield	57-56	Northern Ky.	* Salem Int'l	* Lynn
1998	UC Davis	83-77	Ky. Wesleyan	* Virginia Union	* St. Rose
1999	Ky. Wesleyan	75-60	Troy St.	* Truman	* Fla. Southern
2000	Metro St.	97-99	Ky. Wesleyan	* Mo. Southern St.	* Seattle Pacific
2001	Ky. Wesleyan	72-63	Washburn	Western Wash.	Tampa
2002	Metro St.	80-72	Ky. Wesleyan	Shaw	Indiana (Pa.)
2003	Northeastern St.	75-64	**Ky. Wesleyan	* Queens (N.C.)	* Bowie St.
2004	Kennesaw St.	84-59	Southern Ind.	* Metro St.	* Humboldt St.

* Indicates tied for third. ** Student-athletes representing American International in 1969, La.-Lafayette in 1971 and Ky. Wesleyan in 2003 were declared ineligible after the tournament. Under NCAA rules, the teams' and ineligible student-athletes' records were deleted, and the teams' places in the final standings were vacated.

Season	Site of Finals	Coach of Champion
1957	Evansville, Ind.	Lee Pfund, Wheaton (Ill.)
1958	Evansville, Ind.	Duane Clodfelter, South Dakota
1959	Evansville, Ind.	Arad McCutchan, Evansville
1960	Evansville, Ind.	Arad McCutchan, Evansville
1961	Evansville, Ind.	Ray Mears, Wittenberg
1962	Evansville, Ind.	James Phelan, Mt. St. Mary's
1963	Evansville, Ind.	Jim Iverson, South Dakota St.
1964	Evansville, Ind.	Arad McCutchan, Evansville
1965	Evansville, Ind.	Arad McCutchan, Evansville
1966	Evansville, Ind.	Guy Strong, Ky. Wesleyan
1967	Evansville, Ind.	C.E. Gaines, Winston-Salem
1968	Evansville, Ind.	Bob Daniels, Ky. Wesleyan
1969	Evansville, Ind.	Bob Daniels, Ky. Wesleyan
1970	Evansville, Ind.	Herb Magee, Philadelphia U.
1971	Evansville, Ind.	Arad McCutchan, Evansville
1972	Evansville, Ind.	Charles Moir, Roanoke
1973	Evansville, Ind.	Bob Jones, Ky. Wesleyan
1974	Evansville, Ind.	Nathaniel Frazier, Morgan St.
1975	Evansville, Ind.	Sonny Allen, Old Dominion
1976	Evansville, Ind.	Don Zech, Puget Sound
1977	Springfield, Mass.	Ron Shumate, Chattanooga
1978	Springfield, Mo.	John Chaney, Cheyney
1979	Springfield, Mo.	Bill Jones, North Ala.
1980	Springfield, Mass.	Dave Robbins, Virginia Union
1981	Springfield, Mass.	Hal Wissel, Fla. Southern
1982	Springfield, Mass.	Wil Jones, Dist. Columbia
1983	Springfield, Mass.	Ralph Underhill, Wright St.
1984	Springfield, Mass.	Lynn Nance, Central Mo. St.

Outstanding Player Award

Mel Peterson, Wheaton (Ill.)
Ed Smallwood, Evansville
Hugh Ahlering, Evansville
Ed Smallwood, Evansville
Don Jacobsen, South Dakota St.
Ron Rohrer, Sacramento St.
Wayne Rasmussen, South Dakota St.
Jerry Sloan, Evansville
Jerry Sloan, Evansville
Sam Smith, Ky. Wesleyan
Earl Monroe, Winston-Salem
Jerry Newsom, Indiana St.
George Tinsley, Ky. Wesleyan
Ted McClain, Tennessee St.
Don Buse, Evansville
Hal Johnston, Roanoke
Mike Williams, Ky. Wesleyan
Marvin Webster, Morgan St.
Wilson Washington, Old Dominion
Curt Peterson, Puget Sound
Wayne Golden, Chattanooga
Andrew Fields, Cheyney
Perry Oden, North Ala.
Keith Valentine, Virginia Union
John Ebeling, Fla. Southern
Michael Britt, Dist. Columbia
Gary Monroe, Wright St.
Ron Nunnally, Central Mo. St.



Photo by Mike Duffy/NCAA Photos

Kennesaw State's Gregory Joseph scored 15 points and grabbed nine rebounds in the Owls' 84-59 victory over Southern Indiana in the Division II championship game.



Photo by Mike Duffy/NCAA Photos

Terrence Hill (24) of Kennesaw State drives to the basket during the Division II Men's Basketball Championship. Hill was named the most outstanding player of the tournament after scoring 22 points in the semifinal and 26 points in the championship games.

Individual Records

(Three-game minimum for series records and percentages)

POINTS, GAME

54—Willie Jones, American (91) vs. Evansville (101), 1960; Bill Fennelly, Central Mo. St. (112) vs. Jacksonville St. (91), 1980.

POINTS, TOURNAMENT

185—Jack Sullivan, Mt. St. Mary's, 1957 (36 vs. CCNY, 48 vs. N.C. Central, 39 vs. Rider, 19 vs. Ky. Wesleyan, 43 vs. Cal. St. L.A.).

FIELD GOALS, GAME

22—Phil Jackson, North Dakota (107) vs. Parsons (56), 1967.

FIELD GOALS, TOURNAMENT

71—Jack Sullivan, Mt. St. Mary's, 1957 (14 vs. CCNY, 19 vs. N.C. Central, 16 vs. Rider, 8 vs. Ky. Wesleyan, 14 vs. Cal. St. L.A.).

THREE-POINT FIELD GOALS, GAME

11—Kenny Warren, Cal St. Bakersfield (98) vs. Grand Canyon (68), 1993.

THREE-POINT FIELD GOALS, TOURNAMENT

22—Kenny Warren, Cal St. Bakersfield, 1993 (11 vs. Grand Canyon, 3 vs. Alas. Anchorage, 5 vs. N.C. Central, 1 vs. Wayne St. [Mich.], 2 vs. Troy St.).

FREE THROWS MADE, GAME

24—Dave Twardzik, Old Dominion (102) vs. Norfolk St. (97), 1971.

FREE THROWS MADE, TOURNAMENT

55—Don Jacobsen, South Dakota St., 1961 (9 vs. Cornell College, 22 vs. Prairie View, 9 vs. UC Santa Barb., 11 vs. Southeast Mo. St., 4 vs. Mt. St. Mary's).

HIGHEST FREE-THROW PERCENTAGE, GAME

(Minimum 18 Made)

100.0%—Ralph Talley, Norfolk St. (70) vs. Virginia Union (60), 1986 (18-18).

ASSISTS, GAME

20—Steve Ray, Bridgeport (132) vs. Stonehill (127) (ot), 1989.

ASSISTS, TOURNAMENT

49—Tyrone Tate, Southern Ind., 1994 (8 vs. Ky. Wesleyan, 3 vs. Wayne St. (Mich.), 16 vs. South Dakota, 16 vs. Southern N.H., 6 vs. Cal St. Bakersfield).

REBOUNDS, TOURNAMENT (SINCE 1968)

99—Marvin Webster, Morgan St., 1974 (5 games).

Season

1985	Springfield, Mass.
1986	Springfield, Mass.
1987	Springfield, Mass.
1988	Springfield, Mass.
1989	Springfield, Mass.
1990	Springfield, Mass.
1991	Springfield, Mass.
1992	Springfield, Mass.
1993	Springfield, Mass.
1994	Springfield, Mass.
1995	Louisville, Ky.
1996	Louisville, Ky.
1997	Louisville, Ky.
1998	Louisville, Ky.
1999	Louisville, Ky.
2000	Louisville, Ky.
2001	Bakersfield, Calif.
2002	Evansville, Ind.
2003	Lakeland, Fla.
2004	Bakersfield, Calif.

Site of Finals

Coach of Champion

Bill Jones, Jacksonville St.
Dave Bike, Sacred Heart
Wayne Chapman, Ky. Wesleyan
Don Doucette, Mass.-Lowell
Michael Bernard, N.C. Central
Wayne Chapman, Ky. Wesleyan
Gary Elliott, North Ala.
Dave Robbins, Virginia Union
Pat Douglass, Cal St. Bakersfield
Pat Douglass, Cal St. Bakersfield
Bruce Pearl, Southern Ind.
Gary Garner, Fort Hays St.
Pat Douglass, Cal St. Bakersfield
Bob Williams, Ky. Wesleyan
Bob Williams, Ky. Wesleyan
Mike Dunlap, Metro St.
Ray Harper, Ky. Wesleyan
Mike Dunlap, Metro St.
Larry Gipson, Northeastern St.
Tony Ingle

Outstanding Player Award

Mark Tetzlaff, South Dakota St.
Roger Younger, Sacred Heart
Sam Smith, Ky. Wesleyan
Leo Parent, Mass.-Lowell
Miles Clarke, N.C. Central
Wade Green, Cal St. Bakersfield
Lambert Shell, Bridgeport
Derrick Johnson, Virginia Union
Tyrone Davis, Cal St. Bakersfield
Stan Gouard, Southern Ind.
William Wilson, UC Riverside
Sherick Simpson, Fort Hays St.
Kebu Stewart, Cal St. Bakersfield
Antonio Garcia, Ky. Wesleyan
Antonio Garcia, Ky. Wesleyan
DeMarcos Anzures, Metro St.
Lorico Duncan, Ky. Wesleyan
Patrick Mutombo, Metro St.
Darnell Hinson, Northeastern St.
Terrence Hill, Kennesaw St.

Team Records

(Three-game minimum for tournament records and percentages)

POINTS, GAME

132—Bridgeport vs. Stonehill (127) (ot), 1989; Central Okla. vs. Washburn (114), 1992.

POINTS, TOURNAMENT

567—Southern Ind., 1995 (95 vs. Hillsdale, 102 vs. Ky. Wesleyan, 102 vs. Northern Ky., 108 vs. Southern N.H., 89 vs. Norfolk St., 71 vs. UC Riverside).

FIELD GOALS, GAME

54—Bentley (129) vs. Stonehill (118), 1989.

FIELD GOALS, TOURNAMENT

198—Southern Ind., 1995 (37 vs. Hillsdale, 37 vs. Ky. Wesleyan, 34 vs. Northern Ky., 40 vs. Southern N.H., 26 vs. Norfolk St., 24 vs. UC Riverside).

THREE-POINT FIELD GOALS, GAME

23—Troy St. (126) vs. New Hamp. Col (123), 1993.

THREE-POINT FIELD GOALS, TOURNAMENT

57—Troy St., 1993 (9 vs. Fla. Southern, 14 vs. Delta St., 6 vs. Washburn, 23 vs. Southern N.H., 5 vs. Cal St. Bakersfield).

FREE THROWS MADE, GAME

46—Evansville (110) vs. N.C. A&T (92), 1959.

FREE THROWS MADE, TOURNAMENT

142—Mt. St. Mary's, 157.

ASSISTS, GAME

36—Troy St. (126) vs. Southern N.H. (123), 1993.

ASSISTS, TOURNAMENT

120—North Dakota, 1990.

All-Tournament Teams

*Most Outstanding Player.

#Participation voided by action of the NCAA Council.

1957

*Mel Peterson, Wheaton (Ill.)
Jack Sullivan, Mt. St. Mary's
Mason Cope, Ky. Wesleyan
Bob Whitehead, Wheaton (Ill.)
Jim Daniels, South Dakota

1958

*Ed Smallwood, Evansville
Jim Browne, St. Michael's
Jim Daniels, South Dakota
Mel Peterson, Wheaton (Ill.)

Dick Zeidler, St. Michael's

1959

*Hugh Ahlering, Evansville
Joe Cotton, N.C. A&T
Jack Israel, Southwest Mo. St.
Paul Benes, Hope
Leo Hill, Cal St. Los Angeles

1960

*Ed Smallwood, Evansville
Dale Wise, Evansville
Tom Cooke, Chapman
Gary Auten, Ky. Wesleyan
William Jones, American

1961

*Don Jacobsen, South Dakota St.
John O'Reilly, Mt. St. Mary's
George Fisher, Wittenberg
Vivan Reed, Southeast Mo. St.
Carl Ritter, Southeast Mo. St.

1962

*Ron Rohrer, Sacramento St.
Jim Mumford, Neb. Wesleyan
Ed Spila, Southern Ill.
John O'Reilly, Mt. St. Mary's
Ed Pfeiffer, Mt. St. Mary's

1963

*Wayne Rasmussen, South Dakota St.
Tom Black, South Dakota St.
Bob Cherry, Wittenberg
Bill Fisher, Wittenberg
Al Thrasher, Wittenberg

1964

*Jerry Sloan, Evansville
Maurice McHartley, N.C. A&T
Larry Humes, Evansville
Bill Stevens, Akron
Buster Briley, Evansville

1965

*Jerry Sloan, Evansville
Richard Tarrant, St. Michael's
Walt Frazier, Southern Ill.
George McNeil, Southern Ill.
Larry Humes, Evansville

1966

*Sam Smith, Ky. Wesleyan
Clarence Smith, Southern Ill.
George McNeil, Southern Ill.
David Lee, Southern Ill.
Phil Jackson, North Dakota

1967

*Earl Monroe, Winston-Salem
Lou Shepherd, Southwest Mo. St.
Sam Smith, Ky. Wesleyan
Danny Bolden, Southwest Mo. St.
Dallas Thornton, Ky. Wesleyan

1968

*Jerry Newsom, Indiana St.
Larry Jeffries, Trinity (Tex.)
George Tinsley, Ky. Wesleyan
Fred Hardman, Indiana St.
Dallas Thornton, Ky. Wesleyan

1969

*George Tinsley, Ky. Wesleyan
Curtis Perry, Southwest Mo. St.
Tommy Hobgood, Ky. Wesleyan
Mert Bancroft, Southwest Mo. St.
Bob Rutherford, American Int'l

1970

*Ted McClain, Tennessee St.
Randy Smith, Buffalo St.
Carl Poole, Philadelphia U.
Howard Lee, UC Riverside
John Pierantozzi, Philadelphia U.

1971

*Don Buse, Evansville
#Dwight Lamar, La.-Lafayette
Rick Coffey, Evansville
John Duncan, Ky. Wesleyan
Skip Noble, Old Dominion

1972

*Hal Johnston, Roanoke
Leonard Robinson, Tennessee St.
Lloyd Neal, Tennessee St.
Jay Piccola, Roanoke
Len Paul, Akron

1973

*Mike Williams, Ky. Wesleyan
Ron Gilliam, Brockport St.
Mike Boylan, Assumption
Leonard Robinson, Tennessee St.
Roger Zornes, Ky. Wesleyan

1974

*Marvin Webster, Morgan St.
John Grochowalski, Assumption
Randy Magers, Southwest Mo. St.
William Doolittle, Southwest Mo. St.
Alvin O'Neal, Morgan St.

1975

*Wilson Washington, Old Dominion
Wilbur Holland, New Orleans
John Grochowalski, Assumption
Joey Caruthers, Old Dominion
Paul Brennan, Assumption

1976

*Curt Peterson, Puget Sound
Wayne Golden, Chattanooga
Jeff Fuhrmann, Old Dominion
Jeff Furry, Eastern Ill.
Brant Gibler, Puget Sound

1977

*Wayne Golden, Chattanooga
Joe Allen, Randolph-Macon
Otis Boddie, North Ala.
William Gordon, Chattanooga
Hector Olivencia, Sacred Heart

1978

*Andrew Fields, Cheney
Kenneth Hynson, Cheney
Tom Anderson, Wis.-Green Bay
Charlie Thomas, Eastern Ill.
Jerry Prather, UCF

1979

*Perry Oden, North Ala.
Carlton Hurdle, Bridgeport
Ron Ripley, Wis.-Green Bay
Ron Darby, North Ala.
Rory Lindgren, Wis.-Green Bay

1980

*Keith Valentine, Virginia Union
Larry Holmes, Virginia Union
Bobby Jones, New York Tech
John Ebeling, Fla. Southern
Johnny Buckmon, North Ala.

1981

*John Ebeling, Fla. Southern
Mike Hayes, Fla. Southern
Durelle Lewis, Mt. St. Mary's
Jim Rowe, Mt. St. Mary's
Jay Bruchak, Mt. St. Mary's

1982

*Michael Britt, Dist. Columbia
John Ebeling, Fla. Southern
Dwight Higgs, Ky. Wesleyan
Earl Jones, Dist. Columbia
Wayne McDaniel, Cal St. Bakersfield

1983

*Gary Monroe, Wright St.
Anthony Bias, Wright St.
Fred Moore, Wright St.
Earl Jones, Dist. Columbia
Michael Britt, Dist. Columbia

1984

*Ron Nunnally, Central Mo. St.
Brian Pesko, Central Mo. St.
Kenneth Bannister, St. Augustine's
Rod Drake, Ky. Wesleyan
Robert Harris, North Ala.

1985

*Mark Tetzlaff, South Dakota St.
Dave Bennett, Ky. Wesleyan
Melvin Allen, Jacksonville St.
Robert Spurgeon, Jacksonville St.
Darryle Edwards, Mt. St. Mary's

1986

*Roger Younger, Sacred Heart
Kevin Stevens, Sacred Heart
Keith Johnson, Sacred Heart
Riley Ellis, Southeast Mo. St.
Ronny Rankin, Southeast Mo. St.

1987

*Sam Smith, Ky. Wesleyan
Andra Whitlow, Ky. Wesleyan
John Worth, Ky. Wesleyan
Mike Runski, Gannon
Jerome Johnson, Mont. St.-Billings

1988

*Leo Parent, Mass.-Lowell
Bobby Licare, Mass.-Lowell
Averian Parrish, Alas. Anchorage
Jerry Johnson, Fla. Southern
Darryl Thomas, Troy St.

1989

*Miles Clarke, N.C. Central
Dominique Stephens, N.C. Central
Antoine Sifford, N.C. Central
Earnest Taylor, Southeast Mo. St.
Maurice Pullum, UC Riverside

1990

*Wade Green, Cal St. Bakersfield
LeRoy Ellis, Ky. Wesleyan
Corey Crowder, Ky. Wesleyan
Dave Vonesh, North Dakota
Vincent Mitchell, Ky. Wesleyan

1991

*Lambert Shell, Bridgeport
Pat Morris, Bridgeport
Fred Stafford, North Ala.
Allen Williams, North Ala.
Carl Wilmer, North Ala.

1992

*Derrick Johnson, Virginia Union
Reggie Jones, Virginia Union
Winston Jones, Bridgeport
Steve Wills, Bridgeport
Kenney Toomer, Calif. (Pa.)

1993

*Tyrone Davis, Cal St. Bakersfield
Roheen Oats, Cal St. Bakersfield
Terry McCord, Troy St.
Wayne Robertson, New Hamp. Col.
Danny Lewis, Wayne St. (Mich.)

1994

*Stan Gouard, Southern Ind.
Kenny Warren, Cal St. Bakersfield
Reggie Phillips, Cal St. Bakersfield
Roheen Oats, Cal St. Bakersfield
Tyrone Tate, Southern Ind.

1995

*William Wilson, UC Riverside
Brian Huebner, Southern Ind.
Chad Gilbert, Southern Ind.
Boo Purdom, UC Riverside
Corey Williams, Norfolk St.

1996

*Sherick Simpson, Fort Hays St.
Paul Cluxton, Northern Ky.
LaRon Moore, Northern Ky.
Alonzo Goldston, Fort Hays St.
Kebu Stewart, Cal St. Bakersfield

1997

*Kebu Stewart, Cal St. Bakersfield
Cliff Clinton, Northern Ky.
Paul Cluxton, Northern Ky.
Shannon Minor, Northern Ky.
Terrance Springer, Salem Int'l

1998

*Antonio Garcia, Ky. Wesleyan
Dana Williams, Ky. Wesleyan
Jason Cox, Ky. Wesleyan
Dante Ross, Ky. Wesleyan
William Davis, Virginia Union

1999

*Antonio Garcia, Ky. Wesleyan
Dana Williams, Ky. Wesleyan
Lee Barlow, Metro St.
DeMarcos Anzures, Metro St.
Innocent Kere, Fla. Southern

2000

*DeMarcos Anzures, Metro St.
Kane Oakley, Metro St.
John Bynum, Metro St.
Lee Barlow, Metro St.
Lorico Duncan, Ky. Wesleyan

2001

*Lorico Duncan, Ky. Wesleyan
Marshall Sanders, Ky. Wesleyan
Ewan Auguste, Washburn
Ryan Murphy, Washburn
Sylvere Bryan, Washburn

2002

*Patrick Mutombo, Metro St.
Clayton Smith, Metro St.
Chris Landry, Ky. Wesleyan
Ronald Evans, Ky. Wesleyan
Ronald Murray, Shaw

2003

*Darnell Hinson, Northeastern St.
Shon Robinson, Northeastern St.
Derek Cline, Northeastern St.
Marlon Parmer, Ky. Wesleyan
Eugene Dabney, Ky. Wesleyan

2004

*Terrence Hill, Kennesaw St.
Georgy Joseph, Kennesaw St.
Cris Brunson, Southern Ind.
Joe Gordon, Southern Ind.
Luke Kendall, Metro St.

#The participation of Dwight Lamar (Louisiana-Lafayette) in the 1971 tournament was voided by action of the NCAA Council.

Division III Championship

2004 Results

FIRST ROUND

Pomona-Pitzer 79, Colorado Col. 55
 Wis.-Stevens Point 84, Benedictine (Ill.) 58
 Sul Ross 71, Dallas 67
 Lawrence 86, Lakeland 51
 John Carroll 88, Calvin 77
 Randolph-Macon 51, Methodist 50
 Ill. Wesleyan 82, Maryville (Mo.) 73
 Potsdam St. 60, Penn-St.-Behrend 58
 Trinity (Conn.) 72, Lasell 66
 Salem St. 94, Johnson & Wales (R.I.) 80
 St. John Fisher 90, Hamilton 83
 Babson 66, Endicott 56
 Lycoming 74, Lehman 68
 Plymouth St. 75, Castleton St. 57
 Hampden-Sydney 74, Elizabethtown 71
 Catholic 75, Old Westbury 50

SECOND ROUND

Puget Sound 89, Pomona-Pitzer 75
 Wis.-Stevens Point 66, Gust. Adolphus 55
 Sul Ross 74, Trinity (Tex.) 72
 Lawrence 72, Buena Vista 66
 John Carroll 85, Wittenberg 64
 Maryville (Tenn.) 75, Randolph-Macon 68
 Ill. Wesleyan 77, Hanover 67
 Wooster 70, Potsdam St. 56
 Brockport St. 80, Trinity (Conn.) 76
 Williams 91, Salem St. 77
 Rochester 75, St. John Fisher 66
 Keene St. 79, Babson 55
 New Jersey City 74, Lycoming 67
 Amherst 113, Plymouth St. 85
 Frank. & Marsh. 78, Hampden-Sydney 76
 Gwynedd-Mercy 74, Catholic 72 (ot)

SECTIONAL SEMIFINALS

Wis.-Stevens Point 100, Puget Sound 79
 Lawrence 86, Sul Ross 79 (ot)
 John Carroll 76, Maryville (Tenn.) 74

Wooster 58, Ill. Wesleyan 53
 Williams 78, Brockport St. 50
 Keene St. 82, Rochester 79
 Amherst 92, New Jersey City 74
 Frank. & Marsh. 92, Gwynedd-Mercy 74

SECTIONAL CHAMPIONSHIPS

Wis.-Stevens Point 82, Lawrence 81
 John Carroll 70, Wooster 64
 Williams 79, Keene St. 64
 Amherst 82, Frank. & Marsh. 70

SEMIFINALS

Wis.-Stevens Point 87, John Carroll 62
 Williams 86, Amherst 81

THIRD PLACE

John Carroll 96, Amherst 85

CHAMPIONSHIP

Wis.-Stevens Point 84, Williams 82

Box Scores

SEMIFINALS

MARCH 19, AT SALEM, VIRGINIA

Williams 86, Amherst 81

Williams

##	Player	TOT-FG		3-PT		FT	FTA	REBOUNDS			PF	TP	A	TO	BLK	S	MIN
		FG	FGA	FG	FGA			OF	DE	TOT							
04	Michael Crotty	7	16	3	8	4	4	2	3	5	1	21	2	2	0	0	30
15	Chuck Abba	5	10	0	4	3	3	4	1	5	3	13	3	0	0	1	39
33	Ben Coffin	8	15	0	0	4	6	2	7	9	3	20	3	1	2	1	35
42	Jaris Cole	5	12	1	2	2	2	2	3	5	4	13	4	1	1	1	33
43	Tucker Kain	3	9	2	3	1	2	3	4	7	2	9	1	1	1	1	25
12	Casey Gibbons	0	3	0	2	0	0	1	0	1	0	0	0	0	0	0	18
21	Michael Graham	4	5	0	0	2	3	0	2	2	3	10	0	0	0	0	12
30	Will Kuntz	0	1	0	0	0	0	0	1	1	0	0	0	0	0	0	2
40	Andrew Newton	0	0	0	0	0	0	0	2	2	2	0	0	0	0	0	6
TM	TEAM	0	0	0	0	0	0	3	0	3	0	0	0	0	0	0	0
Totals		32	71	6	19	16	20	17	23	40	18	86	13	5	4	4	200

TOTAL FG%: .451 DEADBALL
 3-Pt. FG%: .316 REBOUNDS
 F Throw %: .800 1

Amherst

##	Player	TOT-FG		3-PT		FT	FTA	REBOUNDS			PF	TP	A	TO	BLK	S	MIN
		FG	FGA	FG	FGA			OF	DE	TOT							
05	Adam Harper	9	15	3	5	5	5	1	6	7	2	26	1	2	1	1	40
12	John Donovan	3	10	2	5	4	6	1	1	2	0	12	1	0	0	0	37
21	Ray Corrigan	1	3	0	0	0	0	0	1	1	3	2	5	1	0	0	18
33	Tim Jones	2	5	0	0	1	2	3	0	3	3	5	1	1	0	1	25
41	Andrew Schiel	2	7	1	4	1	2	0	4	4	2	6	2	2	1	0	27
11	Russell Lee	7	9	2	3	0	0	0	3	3	3	16	0	1	0	1	22
22	John Bedford	5	9	0	0	4	4	0	2	2	3	14	1	3	0	0	28
24	Tim McLaughlin	0	0	0	0	0	0	0	0	0	1	0	0	0	0	0	3
TM	Team	0	0	0	0	0	0	4	8	12	0	0	0	0	0	0	0
Totals		29	58	8	17	15	19	9	25	34	17	81	11	10	2	3	200

TOTAL FG%: .500 DEADBALL
 3-Pt. FG%: .471 REBOUNDS
 F Throw %: .789 1

Officials: Jim Demats, Brian Spangler, Todd VanSossen
 Technical fouls: Williams-None. Amherst-None.

Score by Periods	1	2	Total
Williams	43	43	86
Amherst	39	42	81

Wis.-Stevens Point 87, John Carroll 62

##	Player	TOT-FG		3-PT		FT	FTA	REBOUNDS			PF	TP	A	TO	BLK	S	MIN
		FG	FGA	FG	FGA			OF	DE	TOT							
10	Tamaris Relerford	0	0	0	0	0	0	0	0	0	1	0	2	0	0	1	14
33	Nick Bennett	6	12	4	7	4	4	1	0	1	2	20	5	2	0	0	29
34	Jon Krull	10	14	1	1	4	5	2	6	8	1	25	1	1	0	1	32
44	Jason Kalsow	6	11	2	3	2	2	2	13	15	2	16	5	5	0	1	34
50	Eric Maus	3	4	0	0	4	4	2	2	4	0	10	4	2	1	1	32

##	Player	TOT-FG		3-PT		FT	FTA	REBOUNDS			PF	TP	A	TO	BLK	S	MIN
		FG	FGA	FG	FGA			OF	DE	TOT							
12	Eddie Zirbel	0	0	0	0	0	0	0	0	0	0	1	0	0	0	1	
20	Neal Krajnik	2	2	1	1	0	0	0	2	2	3	5	1	2	0	1	23
22	Brett Hirsch	0	0	0	0	2	2	0	1	1	0	2	0	0	0	1	2
24	Keven Bradley	0	0	0	0	2	2	0	0	0	0	2	0	0	0	0	1
25	Kyle Gruszczynski	2	8	1	3	1	2	1	0	1	2	6	2	1	0	0	16
32	Cory Krautkramer	0	0	0	0	0	0	0	0	0	0	0	0	0	0	0	1
40	Matt Bouche	0	0	0	0	0	0	0	0	0	0	0	0	0	0	0	1
42	Brian Bauer	0	2	0	1	0	0	1	0	1	2	0	0	2	0	0	8
45	Mike Prey	0	0	0	0	1	3	0	1	1	0	1	0	0	1	0	5
52	John Gleich	0	0	0	0	0	0	0	1	1	1	0	0	0	0	0	1
TM	TEAM	0	0	0	0	0	0	1	1	2	0	0	0	1	0	0	0
	Totals	29	53	9	16	20	24	10	27	37	14	87	21	16	2	6	200

TOTAL FG%: .547 DEADBALL
 3-Pt. FG%: .562 REBOUNDS
 F Throw %: .833 2

##	Player	TOT-FG		3-PT		FT	FTA	REBOUNDS			PF	TP	A	TO	BLK	S	MIN
		FG	FGA	FG	FGA			OF	DE	TOT							
05	Pete Moran	1	3	0	0	1	2	0	0	0	3	3	4	1	0	0	16
12	Michael Grogan	1	8	1	5	0	0	2	3	5	0	3	2	0	1	0	26
21	John Franks	2	2	0	0	0	0	1	1	2	2	4	1	1	0	0	15
24	Andrew Salata	0	1	0	0	0	0	1	3	4	1	0	0	0	3	1	13
33	Jerry Angel	7	14	5	10	0	0	1	1	2	4	19	0	3	0	0	27
11	Matthew Moran	1	4	1	3	0	0	0	0	0	0	3	1	1	0	1	14
14	Demetrius Travis	0	0	0	0	0	0	0	0	0	0	0	0	1	0	0	3
15	Mike Salopek	0	1	0	1	0	0	0	0	0	0	0	0	0	0	0	1
20	Peter Koch	0	9	0	3	2	2	1	2	3	1	2	1	3	0	0	22
23	Justin Ragor	1	1	0	0	1	1	0	0	0	1	3	1	2	0	0	10
31	David Gibbons	7	16	1	2	2	2	4	3	7	4	17	1	4	0	1	24
32	Chris Day	0	0	0	0	0	0	0	0	0	0	0	0	0	0	0	1
34	Joe Kimener	0	0	0	0	0	0	0	0	0	0	0	0	0	0	0	1
44	Daniel Budzar	1	2	0	1	0	2	0	0	0	2	2	1	0	0	0	9
45	Brandon Mimes	3	3	0	0	0	2	2	3	5	3	6	1	1	0	1	18
TM	TEAM	0	0	0	0	0	0	3	0	3	0	0	0	0	0	0	0
	Totals	24	64	8	25	6	11	15	16	31	21	62	13	17	4	4	200

TOTAL FG%: .375 DEADBALL
 3-Pt. FG%: .320 REBOUNDS
 F Throw %: .545 3

Attendance: 2,120.
 Officials: Alan Libardori, Peter Palermino, Lamar Mitchell.
 Technical fouls: Wis.-Stevens Point=None. John Carroll=None.

Score by Periods	1	2	Total
Wis.-Stevens Point	42	45	87
John Carroll	24	38	62

THIRD PLACE
MARCH 20, AT SALEM, VIRGINIA
John Carroll 96, Amherst 84

##	Player	TOT-FG		3-PT		FT	FTA	REBOUNDS			PF	TP	A	TO	BLK	S	MIN
		FG	FGA	FG	FGA			OF	DE	TOT							
05	Adam Harper	6	16	4	10	1	2	1	3	4	4	17	6	3	0	3	40
12	John Donovan	5	13	3	8	8	10	2	1	3	4	21	1	3	0	2	27
21	Ray Corrigan	1	1	0	0	0	0	1	0	1	2	2	2	1	0	0	13
33	Tim Jones	0	0	0	0	0	0	0	1	1	0	2	2	2	0	2	14
41	Andrew Schiel	6	12	3	6	0	1	2	4	6	5	15	3	4	3	0	32
04	Mike Salerno	0	0	0	0	0	0	0	0	0	0	0	0	0	0	0	0
11	Russell Lee	6	11	3	7	0	1	0	3	3	1	15	3	1	0	1	28
22	John Bedford	3	9	1	3	0	0	1	1	2	2	7	1	2	0	1	19
24	Tim McLaughlin	0	1	0	1	3	6	0	1	1	1	3	1	0	0	0	5
31	Don Quinn	0	0	0	0	0	0	0	0	0	0	0	0	0	0	0	0
32	Keith Zalaski	0	0	0	0	0	0	0	0	0	0	0	0	0	0	0	0
34	Dan O'Shea	1	4	0	0	1	1	1	1	2	1	3	0	0	0	0	8
40	Dan Wheeler	1	3	0	1	0	0	2	3	5	1	2	3	2	0	0	14
TM	Team	0	0	0	0	0	0	1	2	3	0	0	0	1	0	0	0
	Totals	29	70	14	36	13	21	11	20	31	21	85	22	19	3	9	200

TOTAL FG%: .414 DEADBALL
 3-Pt. FG%: .389 REBOUNDS
 F Throw %: .619 2

##	Player	TOT-FG		3-PT		FT	FTA	REBOUNDS			PF	TP	A	TO	BLK	S	MIN
		FG	FGA	FG	FGA			OF	DE	TOT							
05	Pete Moran	0	1	0	0	5	6	0	1	1	2	5	3	3	0	0	20
12	Michael Grogan	5	10	2	5	4	4	1	6	7	1	16	0	3	0	3	22
21	John Franks	1	2	0	0	1	2	1	1	2	1	3	3	1	0	0	20
24	Andrew Salata	2	5	0	0	1	2	3	1	4	1	5	6	1	0	1	16
33	Jerry Angel	9	13	5	8	4	4	0	4	4	1	27	0	0	0	1	19
11	Matthew Moran	3	4	1	2	1	2	2	1	3	2	8	0	1	0	1	18
14	Demetrius Travis	0	1	0	0	0	0	0	3	3	3	0	1	0	0	0	14
20	Peter Koch	3	6	1	1	2	2	0	3	3	2	9	4	4	0	3	19
23	Justin Ragor	0	1	0	0	0	0	0	2	2	1	0	0	1	0	0	7
31	David Gibbons	6	13	1	1	0	0	3	3	6	2	13	0	6	1	0	21
32	Chris Day	0	0	0	0	0	0	0	0	0	0	0	0	0	0	0	0



##	Player	TOT-FG		3-PT		FT		REBOUNDS			PF	TP	A	TO	BLK	S	MIN
		FG	FGA	FG	FGA	FT	FTA	OF	DE	TOT							
34	Joe Kimener	0	0	0	0	0	0	0	0	0	0	0	1	0	0	0	
45	Brandon Mimes	2	5	0	0	6	8	2	9	11	3	10	1	2	0	1	24
TM	TEAM	0	0	0	0	0	0	0	2	2	0	0	0	0	0	0	
Totals		31	61	10	17	24	30	12	36	48	19	96	18	23	1	10	200

TOTAL FG%: .508 DEADBALL
 3-Pt. FG%: .588 REBOUNDS
 F Throw %: .800 4

Officials: Jeff Benedict, David Elliott, Rob Strobl.
 Technical fouls: Amherst-None. John Carroll-None.

Score by Periods	1	2	Total
Amherst	41	44	85
John Carroll	50	46	96

CHAMPIONSHIP
MARCH 20, AT SALEM, VIRGINIA

Wis.-Stevens Point 84, Williams 82

##	Player	TOT-FG		3-PT		FT		REBOUNDS			PF	TP	A	TO	BLK	S	MIN
		FG	FGA	FG	FGA	FT	FTA	OF	DE	TOT							
04	Michael Crotty	5	9	5	9	0	0	2	5	7	2	15	11	3	0	1	40
15	Chuck Abba	8	13	4	7	1	1	2	3	5	2	21	2	1	0	1	34
33	Ben Coffin	5	13	0	0	0	0	0	6	6	3	10	3	0	1	0	40
42	Jaris Cole	3	11	0	1	0	0	1	2	3	0	6	2	4	1	1	27
43	Tucker Kain	7	15	6	13	3	4	3	5	8	2	23	1	0	0	0	35
12	Casey Gibbons	0	0	0	0	0	0	0	0	0	0	0	0	0	0	0	4
14	Andy Campbell	0	0	0	0	0	0	0	0	0	0	0	0	0	0	0	1
21	Michael Graham	0	0	0	0	0	0	0	1	1	2	0	2	0	0	0	14
40	Andrew Newton	2	3	0	0	3	5	0	2	2	3	7	0	0	2	0	5
TM	TEAM	0	0	0	0	0	0	2	1	3	0	0	0	0	0	0	0
Totals		30	64	15	30	7	10	10	25	35	14	82	21	8	4	3	200

TOTAL FG%: .469 DEADBALL
 3-Pt. FG%: .500 REBOUNDS
 F Throw %: .700 0

##	Player	TOT-FG		3-PT		FT		REBOUNDS			PF	TP	A	TO	BLK	S	MIN
		FG	FGA	FG	FGA	FT	FTA	OF	DE	TOT							
10	Tamaris Relerford	1	4	1	3	1	2	0	3	3	2	4	0	0	0	3	22
33	Nick Bennett	12	19	3	5	3	3	0	5	5	0	30	2	1	3	1	38
34	Jon Krull	3	7	0	1	3	4	2	2	4	3	9	1	0	0	1	20
44	Jason Kalsow	11	23	0	1	2	2	1	8	9	1	24	6	1	0	3	38
50	Eric Maus	3	6	0	0	0	0	3	6	9	3	6	1	2	0	0	37
20	Neal Krajnik	3	4	1	1	0	0	0	0	0	1	7	0	0	0	0	23
24	Keven Bradley	0	0	0	0	0	0	0	0	0	0	0	0	0	0	0	2
25	Kyle Grusczyński	0	0	0	0	2	2	0	0	0	0	2	1	0	1	0	15
42	Brian Bauer	0	1	0	1	2	3	0	0	0	1	2	0	0	0	0	3
45	Mike Prey	0	0	0	0	0	0	0	0	0	0	0	0	0	0	0	2
TM	TEAM	0	0	0	0	0	0	1	3	4	0	0	0	0	0	0	0
Totals		33	64	5	12	13	16	7	27	34	11	84	11	4	4	8	200

TOTAL FG%: .516 DEADBALL
 3-Pt. FG%: .417 REBOUNDS
 F Throw %: .812 2

Attendance: 2,374.
 Officials: Dennis Ashcraft, Haywood Bostic, Mike Forren.
 Technical fouls: Williams-None. Wis.-Stevens Point-None.

Score by Periods	1	2	Total
Williams	33	49	82
Wis.-Stevens Point	38	46	84

Year-by-Year Results

Season	Champion	Score	Runner-Up	Third Place	Fourth Place
1975	LeMoyne-Owen	57-54	Rowan	Augustana (Ill.)	Brockport St.
1976	Scranton	60-57	Wittenberg	Augustana (Ill.)	Plattsburgh St.
1977	Wittenberg	79-66	Oneonta St.	Scranton	Hamline
1978	North Park	69-57	Widener	Albion	Stony Brook Centre
1979	North Park	66-62	Potsdam St.	Frank. & Marsh.	Centre
1980	North Park	83-76	Upsala	Wittenberg	Longwood
1981	Potsdam St.	67-65(ot)	Augustana (Ill.)	Ursinus	Otterbein
1982	Wabash	83-62	Potsdam St.	Brooklyn	Cal St. Stanislaus
1983	Scranton	64-63	Wittenberg	Roanoke	Wis.-Whitewater
1984	Wis.-Whitewater	103-86	Clark (Mass.)	DePauw	Upsala
1985	North Park	72-71	Potsdam St.	Neb. Wesleyan	Widener
1986	Potsdam St.	76-73	LeMoyne-Owen	Neb. Wesleyan	New Jersey City
1987	North Park	106-100	Clark (Mass.)	Wittenberg	Richard Stockton
1988	Ohio Wesleyan	92-70	Scranton	Neb. Wesleyan	Hartwick
1989	Wis.-Whitewater	94-86	Col. of New Jersey	Southern Me.	Centre
1990	Rochester	43-42	DePauw	Washington (Md.)	Calvin
1991	Wis.-Platteville	81-74	Frank. & Marsh.	Otterbein	Ramapo
1992	Calvin	62-49	Rochester	Wis.-Platteville	New Jersey City
1993	Ohio Northern	71-68	Augustana (Ill.)	Rowan	Mass.-Dartmouth
1994	Lebanon Valley	66-59†	New York U.	Wittenberg	St. Thomas (Minn.)
1995	Wis.-Platteville	69-55	Manchester	Rowan	Trinity (Conn.)
1996	Rowan	100-93	Hope	Ill. Wesleyan	Frank. & Marsh.
1997	Ill. Wesleyan	89-86	Neb. Wesleyan	Williams	Alvernia
1998	Wis.-Platteville	69-56	Hope	Williams	Wilkes
1999	Wis.-Platteville	76-75(ot)	Hampden-Sydney	Connecticut Col.	Wm. Paterson
2000	Calvin	79-75	Wis-Eau Claire	Salem St.	Frank. & Marsh.
2001	Catholic	76-62	Wm. Paterson	Ill. Wesleyan	Ohio Northern
2002	Otterbein	102-83	Elizabethtown	Carthage	Rochester
2003	Williams	67-65	Gust. Adolphus	Wooster	Hampden-Sydney
2004	Wis.-Stevens Point.	84-82	Williams	John Carroll	Amherst

Season	Site of Finals	Coach of Champion
1975	Reading, Pa.	Jerry Johnson, LeMoyne-Owen
1976	Reading, Pa.	Bob Bessoir, Scranton
1977	Rock Island, Ill.	Larry Hunter, Wittenberg
1978	Rock Island, Ill.	Dan McCarrell, North Park
1979	Rock Island, Ill.	Dan McCarrell, North Park
1980	Rock Island, Ill.	Dan McCarrell, North Park
1981	Rock Island, Ill.	Jerry Welsh, Potsdam St.
1982	Grand Rapids, Mich.	Mac Petty, Wabash
1983	Grand Rapids, Mich.	Bob Bessoir, Scranton
1984	Grand Rapids, Mich.	Dave Vander Meulen, Wis.-Whitewater
1985	Grand Rapids, Mich.	Bosco Djurickovic, North Park
1986	Grand Rapids, Mich.	Jerry Welsh, Potsdam St.
1987	Grand Rapids, Mich.	Bosco Djurickovic, North Park
1988	Grand Rapids, Mich.	Gene Mehaffey, Ohio Wesleyan
1989	Springfield, Ohio	Dave Vander Meulen, Wis.-Whitewater
1990	Springfield, Ohio	Mike Neer, Rochester
1991	Springfield, Ohio	Bo Ryan, Wis.-Platteville
1992	Springfield, Ohio	Ed Douma, Calvin
1993	Buffalo, N.Y.	Joe Campoli, Ohio Northern
1994	Buffalo, N.Y.	Pat Flannery, Lebanon Valley
1995	Buffalo, N.Y.	Bo Ryan, Wis.-Platteville
1996	Salem, Va.	John Giannini, Rowan
1997	Salem, Va.	Dennie Bridges, Ill. Wesleyan
1998	Salem, Va.	Bo Ryan, Wis.-Platteville
1999	Salem, Va.	Bo Ryan, Wis.-Platteville
2000	Salem, Va.	Kevin Vande Streek, Calvin
2001	Salem, Va.	Mike Lonergan, Catholic
2002	Salem, Va.	Dick Reynolds, Otterbein
2003	Salem, Va.	David Paulsen, Williams
2004	Salem, Va.	Jack Bennett

Outstanding Player Award
Bob Newman, LeMoyne-Owen
Jack Maher, Scranton
Rick White, Wittenberg
Michael Harper, North Park
Michael Harper, North Park
Michael Thomas, North Park
Maxwell Artis, Augustana (Ill.)
Pete Metzelaars, Wabash
Bill Bessoir, Scranton
Andre McKoy, Wis.-Whitewater
Earnest Hubbard, North Park
Roosevelt Bullock, Potsdam St.
Michael Starks, North Park
Scott Tedder, Ohio Wesleyan
Greg Grant, Col. of New Jersey
Chris Fite, Rochester
Shawn Frison, Wis.-Platteville
Steve Honderd, Calvin
Kirk Anderson, Augustana (Ill.)
Mike Rhoades, Lebanon Valley
Adam Crawford, New York U.
Ernie Peavy, Wis.-Platteville
Terrence Stewart, Rowan
Bryan Crabtree, Ill. Wesleyan
Ben Hoffmann, Wis.-Platteville
Merrill Brunson, Wis.-Platteville
Sherm Carstensen, Calvin
Pat Maloney, Catholic
Jeff Gibbs, Otterbein
Benjamin Coffin, Williams
Nick Bennett, Wis.-Stevens Point



Photo by Andres Alonzo/NCAA Photos

Nick Bennett (with ball) led Wisconsin-Stevens Point to the 2004 NCAA Division III Basketball Championship by scoring a total of 50 points in the semifinal and championship games. Bennett was named the tournament's most outstanding player.

Individual Records

(Minimum three games for series records.)

POINTS, GAME

49—Gerald Reece, William Penn (85) vs. North Park (81), 1981.

POINTS, TOURNAMENT

177—Michael Nagelo, Williams, 1998 (31 vs. Trinity [Conn.], 30 vs. Springfield, 25 vs. Hamilton, 35 vs. St. Lawrence, 18 vs. Wis.-Platteville, 38 vs. Wilkes).

SCORING AVERAGE, TOURNAMENT

36.3—Greg Grant, TCNJ, 1988 (40 vs. Bridgewater [Va.], 45 vs. Emory & Henry, 24 vs. Hartwick).

FIELD GOALS, GAME

21—Gerald Reece, William Penn (85) vs. North Park (81), 1981.

FIELD GOALS, TOURNAMENT

68—Greg Grant, TCNJ, 1989 (11 vs. Shenandoah, 11 vs. New Jersey City, 16 vs. Potsdam St., 16 vs. Southern Me., 14 vs. Wis.-Whitewater).

THREE-POINT FIELD GOALS, GAME

12—Kirk Anderson, Augustana (Ill.) (100) vs. Wis.-Platteville (86), 1993.

THREE-POINT FIELD GOALS, TOURNAMENT

35—Kirk Anderson, Augustana (Ill.), 1993 (4 vs. DePauw, 5 vs. Beloit, 4 vs. La Verne, 12 vs. Wis.-Platteville, 6 vs. Rowan, 4 vs. Ohio Northern).

FREE THROWS MADE, GAME

21—Tom Montsma, Calvin (88) vs. Wabash (76), 1980.

FREE THROWS MADE, TOURNAMENT

52—Daimen Hunter, Alvernia, 1997 (6 vs. Lebanon Valley, 14 vs. Goucher, 5 vs. Rochester Inst., 11 vs. Salisbury, 0 vs. Ill. Wesleyan, 16 vs. Williams).

ASSISTS, GAME

20—Matt Nadelhoffer, Wheaton (Ill.) (131) vs. Grinnell (117), 1996.

ASSISTS, TOURNAMENT

62—Ricky Spicer, Wis.-Whitewater, 1989.

REBOUNDS, TOURNAMENT

83—Jeff Gibbs, Otterbein, 2002.

REBOUNDING AVERAGE, TOURNAMENT

16.6—Jeff Gibbs, Otterbein, 2002 (13 vs. Bethany [W.Va.], 6 vs. Randolph-Macon, 24 vs. DePauw; 15 vs. Carthage; 25 vs. Elizabethtown).

Team Records

(Minimum three games for tournament records.)

POINTS, GAME

132—Ill. Wesleyan vs. Grinnell (91), 2001.

POINTS, TOURNAMENT

594—Rowan, 1996 [130 vs. York [N.Y.], 102 vs. New Jersey City, 85 vs. Williams, 98 vs. Richard Stockton, 79 vs. Ill. Wesleyan, 100 vs. Hope].

FIELD GOALS, GAME

52—Wheaton (Ill.) (131) vs. Grinnell (117), 1996.

FIELD GOALS, TOURNAMENT

206—Rowan, 1996 (45 vs. York [N.Y.], 31 vs. New Jersey City, 29 vs. Williams, 35 vs. Richard Stockton, 32 vs. Ill. Wesleyan, 34 vs. Hope).

THREE-POINT FIELD GOALS, GAME

22—Grinnell (117) vs. Wheaton (Ill.) (131), 1996.

THREE-POINT FIELD GOALS, TOURNAMENT

59—Augustana (Ill.), 1993 (6 vs. DePauw, 11 vs. Beloit, 11 vs. La Verne, 14 vs. Wis.-Platteville, 9 vs. Rowan, 8 vs. Ohio Northern).

FREE THROWS MADE, GAME

43—Capital (103) vs. Va. Wesleyan (93), 1982; Potsdam St. (91) vs. New Jersey City (89), 1986.

FREE THROWS MADE, TOURNAMENT

137—Catholic, 2001 [18 vs. CCNY; 11 vs. Widener;

18 vs. Brockport St.; 25 vs. Clark (Mass.); 33 vs. Ohio Northern; 32 vs. Wm. Paterson].

ASSISTS, GAME

34—Hampden-Sydney (105) vs. Greensboro (79), 1995.

ASSISTS, TOURNAMENT

136—Neb. Wesleyan, 1997 (25 vs. Buena Vista, 17 vs. Gust. Adolphus, 22 vs. Hope, 23 vs. Wis.-Stevens Point, 26 vs. Williams, 23 vs. Ill. Wesleyan).

All-Tournament Teams

*Most Outstanding Player.

1975

*Robert Newman, LeMoyne-Owen
Clint Jackson, LeMoyne-Owen
Dan Panaggio, Brockport St.
Bruce Hamming, Augustana (Ill.)
Greg Ackles, Rowan

1976

*Jack Maher, Scranton
Tom Dunn, Wittenberg
Bob Heubner, Wittenberg
Ronnie Wright, Plattsburgh St.
Terry Lawrence, Augustana (Ill.)

1977

*Rick White, Wittenberg
Phil Smyczek, Hamline
Paul Miernicki, Scranton
Clyde Eberhardt, Wittenberg
Ralph Christian, Oneonta St.

1978

*Michael Harper, North Park
Dennis James, Widener
John Nibert, Albion
Earl Keith, Stony Brook
Tom Florentine, North Park

1979

*Michael Harper, North Park
Don Marsh, Frank. & Marsh.
Derrick Rowland, Potsdam St.
Michael Thomas, North Park
Mozdel Greer, North Park

1980

*Michael Thomas, North Park
Ellonya Green, Upsala
Steve Keenan, Upsala
Tyronne Curtis, Wittenberg
Keith French, North Park

1981

*Max Artis, Augustana (Ill.)
Bill Rapier, Augustana (Ill.)
Ed Jachim, Potsdam St.
Derrick Rowland, Potsdam St.
Ron Stewart, Otterbein

1982

*Pete Metzelaars, Wabash
Doug Cornfoot, Cal St. Stanislaus
Rick Davis, Brooklyn
Merlin Nice, Wabash
Leroy Witherspoon, Potsdam St.
Maurice Woods, Potsdam St.

1983

*Bill Bessoir, Scranton
Mickey Banas, Scranton
Jay Ferguson, Wittenberg
Mark Linde, Wis.-Whitewater
Gerald Holmes, Roanoke

1984

*Andre McKoy, Wis.-Whitewater
Mark Linde, Wis.-Whitewater
James Gist, Upsala
Dan Trant, Clark (Mass.)
David Hathaway, DePauw

1985

*Earnest Hubbard, North Park
Justyne Monegain, North Park
Dana Janssen, Neb. Wesleyan
Brendan Mitchell, Potsdam St.
Lou Stevens, Widener

1986

*Roosevelt Bullock, Potsdam St.
Barry Stanton, Potsdam St.
Johnny Mayers, New Jersey City
Michael Neal, LeMoyne-Owen
Dana Janssen, Neb. Wesleyan

1987

*Michael Starks, North Park
Mike Barach, North Park
Steve Iannarino, Wittenberg
Kermit Sharp, Clark (Mass.)
Donald Ellison, Richard Stockton

1988

*Scott Tedder, Ohio Wesleyan
Lee Rowlinson, Ohio Wesleyan
J.P. Andrejko, Scranton
Charlie Burt, Neb. Wesleyan
Tim McGraw, Hartwick

1989

*Greg Grant, Col. of New Jersey
Danny Johnson, Centre
Jeff Bowers, Southern Me.
Ricky Spicer, Wis.-Whitewater
Elbert Gordon, Wis.-Whitewater
Jeff Seifriz, Wis.-Whitewater

1990

*Chris Fite, Rochester
Brett Crist, DePauw
Chris Brandt, Washington (Md.)
Brett Hecko, DePauw
Steve Honderd, Calvin

1991

*Shawn Frison, Wis.-Platteville
James Bradley, Otterbein
Robby Jeter, Wis.-Platteville
Will Lasky, Frank. & Marsh.
David Wilding, Frank. & Marsh.

1992

*Steve Honderd, Calvin
Matt Harrison, Calvin
Mike Lefebvre, Calvin
Chris Fite, Rochester
Kyle Meeker, Rochester

1993

*Kirk Anderson, Augustana (Ill.)
Mark Gooden, Ohio Northern
Aaron Madry, Ohio Northern
Steven Haynes, Mass.-Dartmouth
Keith Wood, Rowan

1994

*Mike Rhoades, Lebanon Valley
*Adam Crawford, New York U.
Jonathan Gabriel, New York U.
John Harper, Lebanon Valley
Matt Croci, Wittenberg

1995

*Ernie Peavy, Wis.-Platteville
Brad Knoy, Manchester
Kyle Hupfer, Manchester
Aaron Lancaster, Wis.-Platteville
Charles Grasty, Rowan

1996

*Terrence Stewart, Rowan
Antwan Dasher, Rowan
Joel Holstege, Hope
Duane Bosma, Hope
Chris Simich, Ill. Wesleyan

1997

*Bryan Crabtree, Ill. Wesleyan
Korey Coon, Ill. Wesleyan
Mitch Mosser, Neb. Wesleyan
Damien Hunter, Alvernia
Michael Nogelo, Williams

1998

*Ben Hoffmann, Wis.-Platteville
Andre Dalton, Wis.-Platteville
Joel Holstege, Hope
Michael Nogelo, Williams
Dave Jannuzzi, Wilkes

1999

*Merrill Brunson, Wis.-Platteville
Mike Jones, Wis.-Platteville
T.J. Grimes, Hampden-Sydney
Jeremy Harris, Hampden-Sydney
Horace Jenkins, Wm. Paterson

2000

*Sherm Carstensen, Wis.-Eau Claire
Jeremy Veenstra, Calvin
Aaron Winkle, Calvin
Tishaun Jenkins, Salem St.
Alex Kraft, Frank. & Marsh.

2001

*Pat Maloney, Catholic
Matt Hilleary, Catholic
Horace Jenkins, Wm. Paterson
Chad Bostleman, Ohio Northern
Luke Kasten, Ill. Wesleyan

2002

*Jeff Gibbs, Otterbein
Kevin Shay, Otterbein
Bob Porambo, Elizabethtown
Seth Hauben Carthage
Jason Wiertel, Carthage

2003

*Benjamin Coffin, Williams
Michael Crotty, Williams
Doug Espenson, Gust. Adolphus
Jeff Monroe, Hampden-Sydney
Bryan Nelson, Wooster

2004

*Nick Bennett, Wis.-Stevens Point
Jason Kalsow, Wis.-Stevens Point
Tucker Kain, Williams
Michael Crotty, Williams
Jerry Angel, Wooster



Statistical Leaders

2004 Division I Individual Leaders ...	206
2004 Division I Game Highs	208
2004 Division I Team Leaders	210
2004 Division I Top Returnees	214
2004 Division II Individual Leaders ..	216
2004 Division II Game Highs	220
2004 Division II Team Leaders.....	222
2004 Division III Individual Leaders..	225
2004 Division III Game Highs	228
2004 Division III Team Leaders.....	230



2004 Division I Individual Leaders

Points Per Game

Rank	Name, Team	Cl	G	FGM	3FG	FT	PTS	PPG
1.	Keydren Clark, St. Peter's	So.	29	233	112	197	775	26.7
2.	Kevin Martin, Western Caro.	Jr.	27	208	51	206	673	24.9
3.	David Hawkins, Temple	Sr.	29	224	84	177	709	24.4
4.	Taylor Coppenrath, Vermont	Jr.	24	203	14	159	579	24.1
5.	Luis Flores, Manhattan	Sr.	31	234	68	208	744	24.0
6.	Michael Watson, UMKC	Sr.	29	225	96	134	680	23.4
7.	Mike Helms, Oakland	Sr.	30	224	79	168	695	23.2
8.	Odell Bradley, IUPUI	Sr.	29	235	31	170	671	23.1
9.	Ike Diogu, Arizona St.	So.	27	179	14	243	615	22.8
10.	Derrick Tarver, Akron	Sr.	27	196	47	173	612	22.7
11.	Bryant Matthews, Virginia Tech	Sr.	29	219	31	172	641	22.1
12.	Andrew Wisniewski, Centenary (La.)	Sr.	28	196	66	154	612	21.9
13.	Ricky Minard, Morehead St.	Sr.	29	210	45	166	631	21.8
14.	#Kris Humphries, Minnesota	Fr.	29	221	17	170	629	21.7
15.	Luke Jackson, Oregon	Sr.	31	210	73	163	656	21.2
16.	Dylan Page, Wis.-Milwaukee	Sr.	31	227	59	134	647	20.9
17.	Jose Juan Barea, Northeastern	So.	26	180	73	105	538	20.7
18.	Ken Tutt, Oral Roberts	Fr.	28	193	101	92	579	20.7
19.	Andre Emmett, Texas Tech	Sr.	34	260	16	165	701	20.6
20.	Jameer Nelson, St. Joseph's	Sr.	32	234	73	118	659	20.6
21.	Juan Mendez, Niagara	Jr.	32	208	17	223	656	20.5
22.	Adam Hess, William & Mary	Sr.	28	194	57	123	568	20.3
23.	Terrence Woods, Florida A&M	Sr.	31	192	140	104	628	20.3
24.	Ka'Ron Barnes, Cornell	Sr.	27	184	56	120	544	20.1
25.	Maurice Bailey, Sacred Heart	Sr.	27	174	40	154	542	20.1
26.	Rashad McCants, North Carolina	So.	30	216	78	89	599	20.0
27.	Hakim Warrick, Syracuse	Jr.	31	222	0	171	615	19.8
28.	Chris Thomas, Notre Dame	Jr.	32	211	94	114	630	19.7
29.	Jermaine Robinson, Cleveland St.	Sr.	29	182	63	141	568	19.6
30.	Keith Triplett, Toledo	Sr.	31	203	66	135	607	19.6
31.	#Devin Harris, Wisconsin	Jr.	32	189	75	171	624	19.5
	Willie Jenkins, Tennessee Tech	Jr.	28	200	42	104	546	19.5
	Danny Granger, New Mexico	Jr.	22	136	24	133	429	19.5
34.	Marques Green, St. Bonaventure	Sr.	27	172	98	83	525	19.4
35.	Desmon Farmer, Southern California	Sr.	28	170	83	121	544	19.4
36.	LeRoy Hurd, Texas-San Antonio	Sr.	33	211	43	174	639	19.4
37.	Brion Rush, Grambling	So.	29	190	91	90	561	19.3
38.	Thomas Tee Trotter, Md.-East. Shore	Sr.	28	168	68	136	540	19.3
39.	Dewarick Spencer, Arkansas St.	Jr.	28	174	86	99	533	19.0
40.	Marquis Poole, Idaho St.	Sr.	28	199	12	121	531	19.0
41.	Mike Williams, Western Mich.	Sr.	31	228	1	130	587	18.9
42.	#Delonte West, St. Joseph's	Jr.	32	212	56	124	604	18.9
43.	Ryan Gomes, Providence	Jr.	29	192	29	134	547	18.9
44.	Travis Diener, Marquette	Jr.	31	179	90	136	584	18.8
45.	Thurman Zimmerman, South Carolina St.	Jr.	29	178	18	172	546	18.8
46.	#Kirk Snyder, Nevada	Jr.	34	209	54	166	638	18.8
47.	Jerry Johnson, Rider	Jr.	31	190	84	115	579	18.7
48.	Adam Mark, Belmont	Sr.	30	233	9	84	559	18.6
49.	Michael Haynes, Fordham	Sr.	27	189	50	73	501	18.6
50.	#Ben Gordon, Connecticut	Jr.	39	239	104	141	723	18.5

#entered NBA draft

Field-Goal Percentage

Minimum 5 Field Goals Made per Game

Rank	Name, Team	Cl	G	FGM	FGA	FG%
1.	Nigel Dixon, Western Ky.	Sr.	28	179	264	67.8
2.	Sean Finn, Dayton	Sr.	33	175	264	66.3
3.	Adam Mark, Belmont	Sr.	30	233	352	66.2
4.	#David Harrison, Colorado	Jr.	29	186	295	63.1
5.	Cuthbert Victor, Murray St.	Sr.	34	190	302	62.9
6.	Jon Bentley, Eastern Ky.	Sr.	29	154	245	62.9
7.	Michael Harris, Rice	Jr.	33	217	360	60.3
8.	Caleb Green, Oral Roberts	Jr.	27	138	229	60.3
9.	#Emeka Okafor, Connecticut	Jr.	36	261	436	59.9
10.	Jai Lewis, George Mason	So.	33	187	313	59.7
11.	Sean Brooks, Drexel	Jr.	29	154	258	59.7
12.	Matt Nelson, Colorado St.	Jr.	24	133	225	59.1
13.	Frank Bennett, Ga. Southern	Sr.	29	163	276	59.1
14.	Caleb Green, Oral Roberts	Fr.	28	177	300	59.0
15.	Paul Millsap, Louisiana Tech	Fr.	30	175	298	58.7
16.	Marco Killingsworth, Auburn	Jr.	27	145	247	58.7
17.	Ronnie Burrell, UNC Greensboro	Jr.	27	156	267	58.4
18.	David Simon, IPFW	Jr.	28	188	322	58.4
19.	Erik Daniels, Kentucky	Sr.	32	201	346	58.1
20.	Jaime Lloreda, LSU	Sr.	22	140	241	58.1
21.	Andrew Bogut, Utah	Fr.	33	168	291	57.7
22.	Brandon Griffin, Southeast Mo. St.	Sr.	23	117	203	57.6
23.	Rafael Araujo, Brigham Young	Sr.	30	211	368	57.3
24.	Howard Wilkerson, Wofford	So.	29	149	260	57.3
25.	Gerrit Brigitha, Central Mich.	Sr.	30	184	323	57.0
26.	Paul Davis, Michigan St.	So.	30	163	287	56.8
27.	Brandon Crump, Tennessee	Jr.	29	158	279	56.6
28.	Scott Henry, Idaho St.	Sr.	31	189	335	56.4
29.	Jackson Vroman, Iowa St.	Sr.	32	186	330	56.4
30.	Kelly Whitney, Seton Hall	So.	25	136	242	56.2

#entered NBA draft

Three-Point Field Goals Per Game

Rank	Name, Team	Cl	G	3FG	3PG
1.	Terrence Woods, Florida A&M	Sr.	31	140	4.5
2.	Keydren Clark, St. Peter's	So.	29	112	3.9
3.	Marques Green, St. Bonaventure	Sr.	27	98	3.6
4.	Ken Tutt, Oral Roberts	Fr.	28	101	3.6
5.	Erik Benzel, Denver	Jr.	27	97	3.6
6.	Akeem Clark, IUPUI	Jr.	32	109	3.4
7.	Gerry McNamara, Syracuse	So.	31	105	3.4
8.	Ed McCants, Wis.-Milwaukee	Jr.	31	104	3.4
9.	Brendan Plavich, Charlotte	Jr.	29	97	3.3
10.	Tim Pickett, Florida St.	Sr.	33	110	3.3
11.	Michael Watson, UMKC	Sr.	29	96	3.3
12.	Anthony Roberson, Florida	So.	30	99	3.3
13.	Edward Garriet, McNeese St.	Sr.	27	89	3.3
14.	Raymond Anthony, Lamar	Jr.	29	94	3.2
15.	Phil Goss, Drexel	Jr.	28	90	3.2
16.	Brad Boyd, La.-Lafayette	Sr.	29	93	3.2
17.	Bruce Horan, Butler	So.	30	96	3.2
18.	Chris Young, South Ala.	Sr.	28	89	3.2
19.	Brion Rush, Grambling	So.	29	91	3.1
20.	Justin Gray, Wake Forest	So.	31	97	3.1
21.	Steve Drabyn, Belmont	Sr.	30	93	3.1
22.	Brad Lechtenberg, San Diego	Sr.	23	71	3.1
23.	Tim Begley, Pennsylvania	Jr.	27	83	3.1
24.	Dewarick Spencer, Arkansas St.	Jr.	28	86	3.1
25.	Nick Jacobson, Utah	Sr.	33	99	3.0
26.	E.J. Gallup, Coastal Caro.	Sr.	29	86	3.0
	Trey Guidry, Illinois St.	Jr.	29	86	3.0
28.	Desmon Farmer, Southern California	Sr.	28	83	3.0
29.	Michael Kuebler, Hawaii	Sr.	33	97	2.9
30.	Chris Thomas, Notre Dame	Jr.	32	94	2.9

Three-Point Field-Goal Percentage

Minimum 2.5 3-Pt. Field Goals Made per Game

Rank	Name, Team	Cl	G	3FG	3FGA	3FG%
1.	Brad Lechtenberg, San Diego	Sr.	23	71	139	51.1
2.	James Odoms, Mercer	Jr.	23	59	121	48.8
3.	Tyson Dorsey, Samford	Sr.	28	74	152	48.7



Vermont's Taylor Coppenrath averaged 24.1 points a game last season.

Rank	Name, Team	Cl	G	3FG	3FGA	3FG%
4.	Antonio Burks, Stephen F. Austin	Sr.	30	78	164	47.6
5.	Trey Guidry, Illinois St.	Jr.	29	86	187	46.0
6.	Pat Carroll, St. Joseph's	Jr.	32	81	177	45.8
7.	Devarick Spencer, Arkansas St.	Jr.	28	86	188	45.7
8.	Aaron Thomas, Robert Morris	Sr.	29	78	171	45.6
9.	Tim Begley, Pennsylvania	Jr.	27	83	182	45.6
10.	Chris Hill, Michigan St.	Jr.	30	84	185	45.4
11.	Travis Diener, Marquette	Jr.	31	90	200	45.0
12.	Ken Tutt, Oral Roberts	Fr.	28	101	225	44.9
13.	Antoine Landry, La-Lafayette	Sr.	29	79	180	43.9
14.	Field Williams, Cincinnati	Sr.	32	90	206	43.7
15.	Mike Dean, Middle Tenn.	Jr.	23	62	142	43.7
16.	Nick Jacobson, Utah	Sr.	33	99	227	43.6
17.	E.J. Gallup, Coastal Caro.	Sr.	29	86	198	43.4
18.	#Ben Gordon, Connecticut	Jr.	39	104	240	43.3
19.	Cedrick Banks, Ill.-Chicago	Sr.	32	90	209	43.1
20.	Steve Novak, Marquette	So.	31	89	207	43.0
21.	Ed McCants, Wis.-Milwaukee	Jr.	31	104	243	42.8
22.	Mike Wilson, St. Francis (N.Y.)	Sr.	28	82	192	42.7
23.	Anthony Roberson, Florida	So.	30	99	233	42.5
24.	Kelly Golob, Northern Ariz.	So.	29	79	186	42.5
25.	Chris Craig, UTEP	Sr.	32	84	198	42.4
26.	Erik Benzel, Denver	Jr.	27	97	230	42.2
27.	Brett Melton, San Diego	Jr.	30	79	188	42.0
28.	Javin Tindall, New Mexico	Sr.	28	72	172	41.9
29.	Terrance Johnson, Pepperdine	Jr.	31	88	211	41.7
30.	Salim Stoudamire, Arizona	Jr.	29	78	188	41.5

#entered NBA draft

Free-Throw Percentage

Minimum 2.5 Free Throws Made per Game

Rank	Name, Team	Cl	G	FT	FTA	FT%
1.	Blake Ahearn, Southwest Mo. St.	Fr.	33	117	120	97.5
2.	J.J. Redick, Duke	So.	37	143	150	95.3
3.	Jake Sullivan, Iowa St.	Sr.	33	83	89	93.3
4.	Steve Drabyn, Belmont	Sr.	30	96	105	91.4
	Chris Hernandez, Stanford	So.	30	96	105	91.4
6.	Scooter McFadgon, Tennessee	Jr.	28	134	147	91.2
7.	Terry Williams, Ga. Southern	Jr.	29	81	90	90.0
8.	#Delonte West, St. Joseph's	Jr.	32	124	139	89.2
9.	Antoine Jordan, Siena	So.	25	63	71	88.7
10.	Leon Pattman, Dartmouth	Fr.	26	70	79	88.6
11.	Travis Diener, Marquette	Jr.	31	136	154	88.3
12.	Anthony Winchester, Western Ky.	So.	28	72	82	87.8
13.	Jason Grochowalski, Boston U.	Sr.	24	64	73	87.7
14.	Ilian Evtimov, North Carolina St.	So.	31	78	89	87.6
15.	Gerry McNamara, Syracuse	So.	31	123	141	87.2
16.	Todd Okeson, Nevada	Sr.	34	101	116	87.1
17.	Ryan Gomes, Providence	Jr.	29	134	154	87.0
18.	Eugene Jeter, Portland	So.	28	92	106	86.8
19.	Sergio Sanchez, Tex.-Pan American	Jr.	28	84	97	86.6
	Jakob Sigurdarson, Birmingham-So.	Jr.	27	84	97	86.6
21.	Kenneth Lowe, Purdue	Sr.	28	116	134	86.6
22.	Nate Johnson, Nebraska	Sr.	30	103	119	86.6
	Paul Marigney, St. Mary's (Cal.)	Jr.	31	103	119	86.6
24.	Michael Watson, UMKC	Sr.	29	134	155	86.5
25.	Mike Monserez, Butler	Sr.	30	108	125	86.4
26.	Nate Williams, Georgia St.	Sr.	22	82	95	86.3
27.	Luis Flores, Manhattan	Sr.	31	208	241	86.3
28.	Luke Jackson, Oregon	Sr.	31	163	189	86.2
29.	Justin DeBerry, Lafayette	Sr.	28	99	115	86.1
30.	Larry O'Bannon, Louisville	Jr.	30	80	93	86.0

#entered NBA draft

Rebounds Per Game

Rank	Name, Team	Cl	G	REB	RPG
1.	Paul Millsap, Louisiana Tech	Fr.	30	374	12.5
2.	Jaime Lloreda, LSU	Sr.	22	256	11.6
3.	#Emeka Okafor, Connecticut	Jr.	36	415	11.5
4.	Nate Lofton, Southeastern La.	Jr.	29	315	10.9
5.	Nigel Wyatt, Wagner	Sr.	28	292	10.4
6.	Charles Gaines, Southern Miss.	Sr.	28	290	10.4
7.	Nigel Dixon, Western Ky.	Sr.	28	287	10.3
8.	Cuthbert Victor, Murray St.	Sr.	34	347	10.2
9.	Odartey Blankson, UNLV	Jr.	31	315	10.2
10.	#Kris Humphries, Minnesota	Fr.	29	293	10.1
11.	Rafael Araujo, Brigham Young	Sr.	30	303	10.1
	Lawrence Roberts, Mississippi St.	Jr.	30	303	10.1



Photo by Mississippi State Sports Information

Mississippi State's Lawrence Roberts, a consensus first-team all-America selection, averaged 16 points and 10 rebounds a game last season.

Rank	Name, Team	Cl	G	REB	RPG
13.	Caleb Green, Oral Roberts	Fr.	28	278	9.9
14.	Keith Waleskowski, Dayton	Sr.	33	327	9.9
15.	Andrew Bogut, Utah	Fr.	33	326	9.9
16.	Aerick Sanders, San Diego St.	Sr.	30	295	9.8
17.	Sean May, North Carolina	So.	29	285	9.8
18.	David Simon, IPFW	Jr.	28	275	9.8
19.	Kim Adams, Arkansas St.	Sr.	28	273	9.8
20.	Ron Robinson, Central Conn. St.	Sr.	27	263	9.7
21.	Pape Sow, Cal St. Fullerton	Sr.	28	272	9.7
22.	Mike Bell, Fla. Atlantic	Jr.	27	262	9.7
23.	James Reaves, Niagara	Sr.	32	308	9.6
24.	Jackson Vroman, Iowa St.	Sr.	32	307	9.6
25.	Leon Powe, California	Fr.	27	256	9.5
26.	Curtis Withers, Charlotte	So.	28	265	9.5
27.	Ryan Gomes, Providence	Jr.	29	274	9.4
28.	Seamus Boxley, Portland St.	Jr.	27	254	9.4
29.	Marcus Smallwood, Northern Ill.	Sr.	27	253	9.4
30.	Wayne Simien, Kansas	Jr.	32	297	9.3

#entered NBA draft

Assists Per Game

Rank	Name, Team	Cl	G	AST	APG
1.	Greg Davis, Troy St.	Sr.	31	256	8.3
2.	Martell Bailey, Ill.-Chicago	Sr.	32	250	7.8
3.	Aaron Miles, Kansas	Jr.	33	242	7.3
4.	Andres Rodriguez, American	Sr.	31	225	7.3
5.	Raymond Felton, North Carolina	So.	30	212	7.1
6.	Maurice Searight, Grambling	So.	28	195	7.0
7.	Blake Stepp, Gonzaga	Sr.	31	207	6.7
8.	Jerel Blassingame, UNLV	Jr.	31	205	6.6
9.	Walker Russell, Jacksonville St.	So.	28	182	6.5
	Mike McGrain, San Diego	Jr.	26	169	6.5
11.	Taliek Brown, Connecticut	Sr.	39	253	6.5
12.	Deron Williams, Illinois	So.	30	185	6.2
13.	Jonathan Bluiitt, Oral Roberts	So.	27	165	6.1
14.	Chris Duhon, Duke	Sr.	37	225	6.1
15.	Travis Diener, Marquette	Jr.	31	187	6.0
16.	Alvin Cruz, Niagara	Jr.	32	191	6.0
17.	Ali Berdiel, Valparaiso	Jr.	31	185	6.0
18.	Eric Dobson, Maine	Sr.	30	179	6.0
19.	Marquis Poole, Idaho St.	Sr.	28	167	6.0
20.	Martin Osimani, Duquesne	Jr.	29	172	5.9
21.	Mike Slattery, Delaware	Jr.	28	166	5.9
22.	Andre Barrett, Seton Hall	Sr.	31	183	5.9
	Chris Paul, Wake Forest	Fr.	31	183	5.9
24.	Richard Little, VMI	Sr.	28	165	5.9
25.	Wesley Stokes, San Diego St.	Jr.	30	175	5.8
26.	Tory Cavalieri, St. Francis (N.Y.)	Jr.	28	162	5.8
	Edward O'Neil, Charleston So.	Sr.	28	162	5.8
28.	DeAndre Haynes, Kent St.	So.	31	179	5.8
29.	Jose Juan Barea, Northeastern	So.	26	150	5.8
30.	Kason Mims, Quinnipiac	Sr.	29	166	5.7

Blocked Shots Per Game

Rank	Name, Team	Cl	G	BLKS	BKPG
1.	Anwar Ferguson, Houston	Sr.	27	111	4.1
2.	#Emeka Okafor, Connecticut	Jr.	36	147	4.1
3.	D'or Fischer, West Virginia	Jr.	31	124	4.0
	Gerrick Morris, South Fla.	Sr.	27	108	4.0
5.	Nick Billings, Binghamton	Jr.	30	105	3.5
6.	Moussa Badiane, East Caro.	Jr.	27	90	3.3
7.	Marcus Douthit, Providence	Sr.	29	92	3.2
8.	Herve Lamizana, Rutgers	Sr.	33	102	3.1
9.	Shelden Williams, Duke	So.	37	111	3.0
	Haminn Quaintance, Jacksonville	Fr.	28	84	3.0
	Shawnson Johnson, North Texas	Sr.	23	69	3.0
12.	#David Harrison, Colorado	Jr.	29	85	2.9
	C.J. Walker, UNC Asheville	Fr.	29	85	2.9
14.	Mike Benton, Col. of Charleston	Sr.	29	82	2.8
15.	Rob Dill, Lafayette	Sr.	28	79	2.8
16.	John Edwards, Kent St.	Sr.	31	81	2.6
17.	Josh Lewis, Austin Peay	Sr.	32	83	2.6
18.	Kyle Davis, Auburn	Sr.	28	72	2.6
19.	Jason Grant, Lamar	So.	28	71	2.5
20.	Quincy Davis, Tulane	So.	28	67	2.4
21.	Sharrod Ford, Clemson	Jr.	28	64	2.3
22.	Jared Homan, Iowa St.	Jr.	32	73	2.3
23.	Greg Jenkins, Iowa	Sr.	29	63	2.2
24.	Zakee Wadood, East Tenn. St.	Sr.	33	70	2.1
25.	Shema Mbyirikira, Birmingham-So.	Jr.	27	57	2.1
26.	Channing Frye, Arizona	Jr.	30	63	2.1
27.	Mike Bell, Fla. Atlantic	Jr.	27	56	2.1
28.	Jason Maxiell, Cincinnati	Jr.	32	66	2.1
29.	James Moore, New Mexico St.	Sr.	27	55	2.0
30.	Craig Forth, Syracuse	Jr.	31	63	2.0

#entered NBA draft

Steals Per Game

Rank	Name, Team	Cl	G	ST	STPG
1.	Marques Green, St. Bonaventure	Sr.	27	107	4.0
2.	Obie Trotter, Alabama A&M	So.	29	88	3.0
3.	Chakowby Hicks, Norfolk St.	Jr.	29	86	3.0
4.	Zakee Wadood, East Tenn. St.	Sr.	33	92	2.8
5.	Jameer Nelson, St. Joseph's	Sr.	32	89	2.8
6.	Louis Ford, Howard	So.	28	77	2.8
	Jamon Gordon, Virginia Tech	Fr.	24	66	2.8
8.	Chris Paul, Wake Forest	Fr.	31	84	2.7
9.	David Hawkins, Temple	Sr.	29	78	2.7
10.	Tory Cavalieri, St. Francis (N.Y.)	Jr.	28	75	2.7
11.	Andres Rodriguez, American	Sr.	31	82	2.6
12.	Ian Boylan, Cal St. Northridge	Jr.	30	78	2.6
13.	Tony Dobbins, Richmond	Sr.	33	85	2.6
14.	Kevin Hamilton, Holy Cross	So.	28	72	2.6
15.	Tim Smith, East Tenn. St.	So.	32	82	2.6
16.	Keith Triplett, Toledo	Sr.	31	79	2.5
17.	Lonnie Randolph, Drake	Jr.	28	70	2.5
18.	Tim Pickett, Florida St.	Sr.	33	82	2.5
19.	Bryant Matthews, Virginia Tech	Sr.	29	72	2.5
20.	E.J. Gordon, Stetson	So.	27	66	2.4
21.	Hosea Butler, Mississippi Val.	Jr.	28	68	2.4
22.	Greg Davis, Troy St.	Sr.	31	75	2.4
23.	Carlos Morban, Florida Int'l	Jr.	22	53	2.4
24.	Willie Depron, Nicholls St.	Jr.	27	65	2.4
25.	Jason Erickson, Montana St.	Sr.	27	64	2.4
26.	Antonio Burks, Memphis	Sr.	30	71	2.4
	Winsome Frazier, Mississippi St.	Jr.	30	71	2.4
28.	DeAngelo Newsom, Southern Utah	Jr.	28	66	2.4
29.	Brody Boyd, Iowa	Sr.	29	68	2.3
	Edward Mack, Mississippi Val.	Sr.	29	68	2.3

2004 Division I Game Highs

Individual Highs

POINTS

Minimum 40 Points

Rank	Name, Team	Cl	vs. Opponent	Game Date	PTS
1.	Alex Loughton, Old Dominion	So.	Charlotte	12/06/2003	45
2.	Derrick Tarver, Akron	Sr.	Wright St.	12/30/2003	44
	Derrick Tarver, Akron	Sr.	Hampton	12/01/2003	44
	Kevin Martin, Western Caro.	Jr.	Georgia	11/21/2003	44
5.	Taylor Coppenrath, Vermont	Jr.	Maine	03/13/2004	43
	Marques Green, St. Bonaventure	Sr.	Niagara	12/17/2003	43
7.	Kevin Martin, Western Caro.	Jr.	Elon	01/10/2004	42
	Kevin Bettencourt, Bucknell	So.	St. Francis (Pa.)	12/06/2003	42
9.	David Hawkins, Temple	Sr.	Massachusetts	03/03/2004	41
	Odell Bradley, IUPUI	Sr.	Oral Roberts	02/05/2004	41
	Odell Bradley, IUPUI	Sr.	Oral Roberts	01/24/2004	41
	Taylor Coppenrath, Vermont	Jr.	Northeastern	01/07/2004	41
	Blake Walker, Portland St.	Jr.	Tennessee St.	12/30/2003	41
	Andre Owens, Houston	Jr.	Texas A&M	12/27/2003	41
15.	Gerry McNamara, Syracuse	So.	Brigham Young	03/18/2004	40
	Josh Gomes, Eastern Ill.	So.	Tenn.-Martin	02/07/2004	40
	Michael Watson, UMKC	Sr.	Oakland	02/07/2004	40
	Anthony Winchester, Western Ky.	So.	La.-Lafayette	01/29/2004	40
	Desmon Farmer, Southern California	Sr.	Arizona	01/15/2004	40
	Jeff Granger, Hampton	So.	Florida A&M	01/10/2004	40

FIELD-GOAL PERCENTAGE

Minimum 10 Made

Rank	Name, Team	Cl	vs. Opponent	Game Date	FG%FGM FGA
1.	Delonte West, St. Joseph's	Jr.	Xavier	01/17/2004	100.0 12 12
	Gerrit Brigitha, Central Mich.	Sr.	Tri-State	12/30/2003	100.0 12 12
	David Lee, Florida	Jr.	Northeastern	12/22/2003	100.0 12 12
	Hakim Warrick, Syracuse	Jr.	Miami (Fla.)	02/14/2004	100.0 11 11
	Aerick Sanders, San Diego St.	Sr.	Eastern Wash.	12/20/2003	100.0 11 11
	Jure Lozancic, Jacksonville	Jr.	Troy St.	12/17/2003	100.0 11 11

Rank	Name, Team	Cl	vs. Opponent	Game Date	FG%FGM FGA
	David Harrison, Colorado	Jr.	Baylor	01/31/2004	100.0 10 10
	Donald Brown, Bucknell	Fr.	Lehigh	01/14/2004	100.0 10 10
9.	Chez Marks, Morehead St.	Sr.	Ky. Christian	12/15/2003	93.3 14 15
10.	Gerrit Brigitha, Central Mich.	Sr.	Toledo	03/08/2004	92.9 13 14
	Simon Conn, Gardner-Webb	So.	North Greenville	12/02/2003	92.9 13 14
12.	Sean Finn, Dayton	Sr.	Prairie View	12/20/2003	92.3 12 13
	Roshaun Bowers, Tennessee St.	Jr.	Chattanooga	12/01/2003	92.3 12 13
14.	Michael Haddix, Siena	So.	Canisius	02/26/2004	91.7 11 12
	Judson Wallace, Princeton	Jr.	Yale	02/20/2004	91.7 11 12
	Mark McCarroll, Pittsburgh	Jr.	Georgia	12/30/2003	91.7 11 12
	Carl Brown, Jacksonville St.	Jr.	Shorter	11/24/2003	91.7 11 12
	Will Sheridan, Villanova	Fr.	Redlands	11/22/2003	91.7 11 12
19.	Chris Taft, Pittsburgh	Fr.	Providence	03/02/2004	90.9 10 11
	Eric Thompson, St. Francis (N.Y.)	Sr.	Fairleigh Dickinson	03/01/2004	90.9 10 11
	Cedric Thompkins, Sacramento St.	Sr.	Montana St.	01/29/2004	90.9 10 11
	Sean Booker, N.C. A&T	Fr.	Bethune Cookman	01/27/2004	90.9 10 11
	Aerick Sanders, San Diego St.	Sr.	UNLV	01/17/2004	90.9 10 11
	Rob Lewin, Troy St.	Sr.	Belmont	01/08/2004	90.9 10 11
	Cardell Butler, Utah St.	Sr.	Idaho	01/03/2004	90.9 10 11
	Josh Gomes, Eastern Ill.	So.	Illinois Col.	01/03/2004	90.9 10 11
	Charlie Villanueva, Connecticut	Fr.	Rice	01/02/2004	90.9 10 11
	Paul Millsap, Louisiana Tech	Fr.	Montevallo	12/30/2003	90.9 10 11
	Matt Preston, Columbia	Jr.	Sacred Heart	12/02/2003	90.9 10 11
	Jawad Williams, North Carolina	Jr.	Davidson	11/24/2003	90.9 10 11

THREE-POINT FIELD GOALS MADE

Minimum 8 Made

Rank	Name, Team	Cl	vs. Opponent	Game Date	3FG
1.	Earnest Crumbley, Fla. Atlantic	Sr.	Campbell	02/26/2004	11
	Kevin Bettencourt, Bucknell	So.	St. Francis (Pa.)	12/06/2003	11
3.	Erik Benzel, Denver	Jr.	Southern Utah	01/02/2004	10
	Kelly Golob, Northern Ariz.	So.	San Diego	12/20/2003	10
	Brendan Plavich, Charlotte	Jr.	Syracuse	11/26/2003	10
	Derrick Tarver, Akron	Sr.	Wright St.	12/30/2002	10
7.	Gerry McNamara, Syracuse	So.	Brigham Young	03/18/2004	9

Rank	Name, Team	Cl	vs. Opponent	Game Date	3FG
	Marcus West, Fresno St.	Jr.	Southern Methodist	02/07/2004	9
	Keydren Clark, St. Peter's	So.	Loyola (Md.)	01/31/2004	9
	Noah Brown, Appalachian St.	Jr.	Chattanooga	01/12/2004	9
	Matt Rohde, Wis.-Green Bay	Jr.	Troy St.	12/30/2003	9
	Akeem Clark, IUPUI	Jr.	East Tenn. St.	12/27/2003	9
	Taquan Dean, Louisville	So.	VMI	12/23/2003	9
	Clement Carter, Southern Miss.	Sr.	William Carey	12/22/2003	9
	Dewarick Spencer, Arkansas St.	Jr.	Sam Houston St.	12/06/2003	9
	Terrence Woods, Florida A&M	Sr.	Florida	12/02/2003	9
17.	Levi Stukes, Georgia	Fr.	Auburn	03/11/2004	8
	Dragutin Kravic, Columbia	So.	Yale	03/06/2004	8
	Cameron Crisp, Tennessee Tech	Sr.	Murray St.	03/02/2004	8
	Rashad McCants, North Carolina	So.	Clemson	03/02/2004	8
	Marques Green, St. Bonaventure	Sr.	Massachusetts	02/28/2004	8
	Keydren Clark, St. Peter's	So.	Iona	02/27/2004	8
	John Hamilton, Weber St.	Sr.	Eastern Wash.	02/26/2004	8
	Cardell Butler, Utah St.	Sr.	Cal St. Fullerton	02/21/2004	8
	Attarius Norwood, Mississippi Val.	Sr.	Southern U.	02/16/2004	8
	Andrew Wisniewski, Centenary (La.)	Sr.	Southern Utah	02/14/2004	8
	Tony Bobbitt, Cincinnati	Sr.	South Fla.	02/11/2004	8
	James Odoms, Mercer	Jr.	Troy St.	02/08/2004	8
	Akeem Clark, IUPUI	Jr.	Southern Utah	02/07/2004	8
	Terry Horton, Alabama A&M	Sr.	Ark.-Pine Bluff	02/07/2004	8
	Jason Baker, Southern Utah	Jr.	UMKC	01/29/2004	8
	Tyson Dorsey, Samford	Sr.	Morehead St.	01/22/2004	8
	Amir Abdur-Rahim, Southeastern La.	Sr.	Lamar	01/21/2004	8
	Van Crafton, Quinnipiac	Fr.	Sacred Heart	01/21/2004	8
	Doug D'Amore, Idaho St.	Jr.	Montana St.	01/17/2004	8
	Marques Green, St. Bonaventure	Sr.	Rhode Island	01/17/2004	8
	Andre Ingram, American	Fr.	Navy	01/14/2004	8
	Justin Gray, Wake Forest	So.	Texas	01/13/2004	8
	Terrence Woods, Florida A&M	Sr.	Norfolk St.	01/12/2004	8
	Marcus Barnes, Northeastern	Jr.	Vermont	01/07/2004	8
	Marques Green, St. Bonaventure	Sr.	Dayton	01/07/2004	8
	Demon Brown, Charlotte	Sr.	DePaul	01/06/2004	8
	Akeem Clark, IUPUI	Jr.	Western Ill.	01/03/2004	8
	Cody Toppert, Cornell	Jr.	Duquesne	12/31/2003	8
	Ben Gordon, Connecticut	Jr.	Quinnipiac	12/13/2003	8
	Ricky Minard, Morehead St.	Sr.	Tex. A&M-Corp Chris	12/06/2003	8
	David Palmer, Southern Utah	Sr.	Denver	12/06/2003	8
	Field Williams, Cincinnati	Sr.	Coppin St.	11/29/2003	8
	Gerry McNamara, Syracuse	So.	Charlotte	11/26/2003	8
	Ray Castillo, Tex.-Pan American	Jr.	Texas A&M Int'l	11/25/2003	8
	Edward Garriet, McNeese St.	Sr.	LSU	11/24/2003	8
	Jonathan Lee, Troy St.	Fr.	Oakwood	11/24/2003	8
	Mike Rose, Brigham Young	Fr.	Southern Utah	11/21/2003	8

THREE-POINT FIELD GOAL PERCENTAGE

Min. 7 3FGM

Rank	Name, Team	Cl	vs. Opponent	Game Date	3FG%	3FG	3FGA
1.	Doug D'Amore, Idaho St.	Jr.	Montana St.	01/17/2004	100.0	8	8
2.	Dewarick Spencer, Arkansas St.	Jr.	Sam Houston St.	12/06/2003	90.0	9	10
3.	Andrew Wisniewski, Centenary (La.)	Sr.	Southern Utah	02/14/2004	88.9	8	9
4.	Anthony Roberson, Florida	So.	Vanderbilt	03/13/2004	87.5	7	8
	Ben Gordon, Connecticut	Jr.	Massachusetts	12/30/2003	87.5	7	8
	Mitch Gilfillan, Lehigh	So.	Delaware Valley	12/17/2003	87.5	7	8
	Brandon Ellerbee, Marist	Jr.	Northeastern	12/14/2003	87.5	7	8
	Kelly Golob, Northern Ariz.	So.	San Jose Christian	11/26/2003	87.5	7	8
9.	Cardell Butler, Utah St.	Sr.	Cal St. Fullerton	02/21/2004	80.0	8	10
	Attarius Norwood, Mississippi Val.	Sr.	Southern U.	02/16/2004	80.0	8	10
	Van Crafton, Quinnipiac	Fr.	Sacred Heart	01/21/2004	80.0	8	10
	Field Williams, Cincinnati	Sr.	Coppin St.	11/29/2003	80.0	8	10
13.	Toby Foster, Canisius	Sr.	Siena	02/26/2004	77.8	7	9
	Rick Jones, Murray St.	Sr.	Tennessee St.	02/19/2004	77.8	7	9
	Brandon Lipsey, UMKC	Jr.	Chicago St.	01/05/2004	77.8	7	9
	Michael Kuebler, Hawaii	Sr.	IUPUI	12/29/2003	77.8	7	9
	Josh Barnard, Eastern Wash.	Sr.	Cal St. Fullerton	12/13/2003	77.8	7	9
	Anthony Anderson, Massachusetts	Sr.	Vermont	12/02/2003	77.8	7	9
	Ronny Dawn, Marshall	Jr.	Kentucky	12/01/2003	77.8	7	9
20.	Kelly Golob, Northern Ariz.	So.	San Diego	12/20/2003	76.9	10	13

FREE-THROW PERCENTAGE

Minimum 11 Free Throws Made

Rank	Name, Team	Cl	vs. Opponent	Game Date	FT%	FT	FTA
1.	Ron Lewis, Bowling Green	So.	Eastern Mich.	03/06/2004	100.0	18	18
	Matt Freije, Vanderbilt	Sr.	Indiana	11/24/2003	100.0	18	18
	Thomas Tee Trotter, Md.-East. Shore	Sr.	Morgan St.	03/01/2003	100.0	17	17
	Mike Monserez, Butler	Sr.	Detroit	01/17/2004	100.0	16	16
	Brian Woodward, Rhode Island	Sr.	Yale	01/07/2004	100.0	16	16
	David Palmer, Southern Utah	Sr.	Centenary (La.)	01/08/2004	100.0	15	15
	Juan Mendez, Niagara	Jr.	American	01/05/2004	100.0	15	15
	Sean Walker, Texas Southern	So.	Idaho St.	12/20/2003	100.0	15	15
	Joseph Dawson, Sacramento St.	Sr.	Northern Ariz.	02/07/2004	100.0	14	14
	Matt Walsh, Florida	So.	Vanderbilt	02/07/2004	100.0	14	14
	Matt McCallom, Ball St.	Jr.	Akron	02/04/2004	100.0	14	14
	Paul Davis, Michigan St.	So.	Kentucky	12/13/2003	100.0	14	14
	Scooter McFadgon, Tennessee	Jr.	Auburn	02/28/2004	100.0	13	13
	Chakowby Hicks, Norfolk St.	Jr.	Coppin St.	02/02/2004	100.0	13	13
	Phillip Ramelli, Samford	Sr.	Eastern Ky.	01/24/2004	100.0	13	13
	Scooter McFadgon, Tennessee	Jr.	Kentucky	01/20/2004	100.0	13	13
	Ashley Champion, Chattanooga	Sr.	Appalachian St.	01/12/2004	100.0	13	13
	Juan Mendez, Niagara	Jr.	Iona	01/11/2004	100.0	13	13
	Omar Thomas, UTEP	Jr.	Boise St.	01/03/2004	100.0	13	13
	Matt Nelson, Colorado St.	Jr.	Stetson	12/20/2003	100.0	13	13
	LeRoy Hurd, Texas-San Antonio	Sr.	Southeastern La.	03/10/2004	100.0	12	12
	Judson Wallace, Princeton	Jr.	Dartmouth	03/06/2004	100.0	12	12
	Derrick Obasohan, Texas-Arlington	Sr.	Nicholls St.	03/01/2004	100.0	12	12
	Nate Carter, UC Riverside	So.	Cal Poly	02/26/2004	100.0	12	12
	Chris Hill, Wis.-Milwaukee	So.	Youngstown St.	02/14/2004	100.0	12	12
	Jason Forte, Brown	Jr.	Columbia	02/07/2004	100.0	12	12
	Elton Nesbitt, Ga. Southern	So.	Davidson	01/28/2004	100.0	12	12
	Justin DeBerry, Lafayette	Sr.	Lehigh	01/23/2004	100.0	12	12
	Slobodan Ocookoljic, Weber St.	Sr.	Montana	01/17/2004	100.0	12	12
	Rob Lewin, Troy St.	Sr.	Campbell	01/03/2004	100.0	12	12
	Slobodan Ocookoljic, Weber St.	Sr.	Utah	01/03/2004	100.0	12	12
	Dave Holmes, Manhattan	Sr.	Hofstra	12/31/2003	100.0	12	12
	Roosevelt Brown, Texas St.	Sr.	Abilene Christian	12/30/2003	100.0	12	12
	Brian Woodward, Rhode Island	Sr.	Charlotte	12/23/2003	100.0	12	12
	Jamar Howard, Wichita St.	Jr.	Boston College	11/24/2003	100.0	12	12
	Matt Freije, Vanderbilt	Sr.	North Carolina St.	03/21/2004	100.0	11	11
	Brian Jackson, Alcorn St.	Sr.	Prairie View	03/06/2004	100.0	11	11
	Paul Davis, Michigan St.	So.	Purdue	02/17/2004	100.0	11	11
	Tim Keller, Air Force	Jr.	Wyoming	02/07/2004	100.0	11	11
	Gabe Martin, Liberty	Sr.	Coastal Caro.	02/07/2004	100.0	11	11
	Leonard Hopkins, North Texas	Jr.	Arkansas St.	01/24/2004	100.0	11	11
	Kamarr Davis, Montana	Jr.	Idaho St.	01/15/2004	100.0	11	11
	Thurman Zimmerman, South Carolina St.	Jr.	La Salle	12/29/2003	100.0	11	11
	Kevin Martin, Western Caro.	Jr.	Virginia Tech	11/25/2003	100.0	11	11
	Chakowby Hicks, Norfolk St.	Jr.	Virginia Union	11/23/2003	100.0	11	11
	Matt Bell, Army	Fr.	Columbia	11/21/2003	100.0	11	11

REBOUNDS

Minimum 20 Rebounds

Rank	Name, Team	Cl	vs. Opponent	Game Date	REB
1.	Nate Lofton, Southeastern La.	Jr.	Texas-San Antonio	03/10/2004	22
	Caleb Green, Oral Roberts	Fr.	Southern Utah	02/28/2004	22
	Emeka Okafor, Connecticut	Jr.	Notre Dame	02/21/2004	22
4.	Lawrence Roberts, Mississippi St.	Jr.	Alabama	03/06/2004	21
	Sean May, North Carolina	So.	Duke	02/05/2004	21
	Nigel Wyatt, Wagner	Sr.	Quinnipiac	02/02/2004	21
	Nate Lofton, Southeastern La.	Jr.	Lamar	01/21/2004	21
	Paul Millsap, Louisiana Tech	Fr.	Nevada	01/08/2004	21
	Adam Baumann, Youngstown St.	Sr.	Oakland	12/20/2003	21
	Cortney Scott, Oakland	Jr.	Saginaw Valley	12/16/2003	21

Rank	Name, Team	Cl	vs. Opponent	Game Date	REB
	Sean May, North Carolina	So.	Akron	12/14/2003	21
	Jaime Lloreda, LSU	Sr.	McNeese St.	11/24/2003	21
13.	Paul Millsap, Louisiana Tech	Fr.	Nevada	02/07/2004	20
	Howard Wilkerson, Wofford	So.	Appalachian St.	01/10/2004	20
	Tyrone Walker, Winthrop	Sr.	Western Mich.	12/29/2003	20
	Cuthbert Victor, Murray St.	Sr.	Western Ky.	12/07/2003	20
	Nigel Wyatt, Wagner	Sr.	Brown	11/25/2003	20

ASSISTS

Minimum 14 Assists

Rank	Name, Team	Cl	vs. Opponent	Game Date	AST
1.	Andres Rodriguez, American	Sr.	Navy	01/14/2004	19
2.	Raymond Felton, North Carolina	So.	George Mason	12/07/2003	18
3.	Francisco Garcia, Louisville	So.	Murray St.	01/03/2004	15
	Jay Straight, Wyoming	Jr.	Winthrop	12/20/2003	15
	Maurice Searight, Grambling	So.	Texas Col.	12/11/2003	15
	Martell Bailey, Ill.-Chicago	Sr.	Evansville	11/25/2003	15
7.	Jerel Blasingame, UNLV	Jr.	Brigham Young	03/06/2004	14
	Jose Juan Barea, Northeastern	So.	UMBC	02/14/2004	14
	Carl Elliott, George Washington	Fr.	St. Bonaventure	02/04/2004	14
	Walker Russell, Jacksonville St.	So.	Eastern Ky.	01/22/2004	14
	Chris Duhon, Duke	Sr.	Wake Forest	01/17/2004	14
	Maurice Searight, Grambling	So.	Texas A&M	12/21/2003	14
	Greg Davis, Troy St.	Sr.	Stetson	12/15/2003	14
	Terry Reynolds, George Mason	Jr.	Morehead St.	11/21/2003	14
	Maurice Murphy, Columbia	Sr.	Lafayette	01/03/2003	14

BLOCKED SHOTS

Minimum 8 Blocked Shots

Rank	Name, Team	Cl	vs. Opponent	Game Date	BLKS
1.	Gerrick Morris, South Fla.	Sr.	Houston	02/21/2004	10
	Nick Billings, Binghamton	Jr.	Hartford	01/31/2004	10
	Emeka Okafor, Connecticut	Jr.	Army	12/06/2003	10
	Gerrick Morris, South Fla.	Sr.	Wright St.	11/29/2003	10
5.	D'or Fischer, West Virginia	Jr.	Rhode Island	03/19/2004	9
	Gerrick Morris, South Fla.	Sr.	Southern Miss.	02/13/2004	9
	Gerrick Morris, South Fla.	Sr.	TCU	02/09/2004	9
	Greg Jenkins, Iona	Sr.	Manhattan	01/25/2004	9

Rank	Name, Team	Cl	vs. Opponent	Game Date	BLKS
	Emeka Okafor, Connecticut	Jr.	Oklahoma	01/11/2004	9
	Kendall Darte, Louisville	Sr.	Holy Cross	12/07/2003	9
11.	Herve Lamizana, Rutgers	Sr.	Michigan	04/01/2004	8
	Herve Lamizana, Rutgers	Sr.	Villanova	03/24/2004	8
	James Moore, New Mexico St.	Sr.	North Texas	02/07/2004	8
	D'or Fischer, West Virginia	Jr.	Boston College	01/24/2004	8
	Shelden Williams, Duke	So.	Wake Forest	01/17/2004	8
	Herve Lamizana, Rutgers	Sr.	Northwestern	12/27/2003	8
	Deng Gai, Fairfield	Jr.	George Washington	12/23/2003	8
	Anwar Ferguson, Houston	Sr.	Washington	12/20/2003	8
	Sharrod Ford, Clemson	Jr.	East Tenn. St.	12/15/2003	8
	Jason Grant, Lamar	So.	Huston-Tillotson	12/03/2003	8
	C.J. Walker, UNC Asheville	Fr.	East Tenn. St.	12/03/2003	8
	Nick Billings, Binghamton	Jr.	Loyola Marymount	11/29/2003	8
	D'or Fischer, West Virginia	Jr.	James Madison	11/24/2003	8

STEALS

Minimum 8 Steals

Rank	Name, Team	Cl	vs. Opponent	Game Date	ST
1.	Linas Lekavicius, American	Fr.	Bucknell	02/07/2004	9
	James Denson, Jacksonville St.	Sr.	Morehead St.	01/24/2004	9
	Edward O'Neil, Charleston So.	Sr.	Coastal Caro.	01/13/2004	9
	Derrick Obasohan, Texas-Arlington	Sr.	Wichita St.	12/22/2003	9
	Ryan Price, McNeese St.	So.	George Mason	12/18/2003	9
	Michael Ross, Eastern Mich.	Jr.	Concordia (Mich.)	11/25/2003	9
7.	Jitum Young, Northwestern	Sr.	Penn St.	03/11/2004	8
	Hosea Butler, Mississippi Val.	Jr.	Texas Southern	02/21/2004	8
	Lenny Collins, Cornell	So.	Bucknell	01/20/2004	8
	Shaun Wynn, Boston U.	So.	Albany (N.Y.)	01/04/2004	8
	Chakowby Hicks, Norfolk St.	Jr.	N.C. A&T	01/03/2004	8
	Danny Granger, New Mexico	Jr.	Penn St.	12/29/2003	8
	Jamon Gordon, Virginia Tech	Fr.	William & Mary	12/23/2003	8
	Darren Brooks, Southern Ill.	Jr.	Drake	12/06/2003	8
	Louis Ford, Howard	So.	St. Francis (Pa.)	12/03/2003	8
	Rashid Smith, Rice	Sr.	Houston	12/03/2003	8
	Tony Bobbitt, Cincinnati	Sr.	Coppin St.	11/29/2003	8
	Kurt Attaway, Texas-San Antonio	Fr.	Southeastern La.	03/05/2003	8

2004 Division I Team Leaders

Won-Lost Percentage

Rank	Name	W	L	Pct
1.	St. Joseph's	30	2	93.8
	Stanford	30	2	93.8
3.	Gonzaga	28	3	90.3
4.	Oklahoma St.	31	4	88.6
5.	Mississippi St.	26	4	86.7
6.	Utah St.	25	4	86.2
7.	Pittsburgh	31	5	86.1
8.	Connecticut	33	6	84.6
9.	Kentucky	27	5	84.4
10.	Western Mich.	26	5	83.9
11.	Duke	31	6	83.8
12.	Southern Ill.	25	5	83.3
13.	Murray St.	28	6	82.4
14.	East Tenn. St.	27	6	81.8
15.	UCF	25	6	80.6
	Manhattan	25	6	80.6
17.	Boston U.	23	6	79.3
18.	Illinois	26	7	78.8
19.	Cincinnati	25	7	78.1
	Wisconsin	25	7	78.1
21.	Troy St.	24	7	77.4
22.	Mississippi Val.	22	7	75.9
	Air Force	22	7	75.9
24.	Pacific	25	8	75.8
	Texas	25	8	75.8
26.	Ill.-Chicago	24	8	75.0
	UTEP	24	8	75.0
28.	Syracuse	23	8	74.2
	Va. Commonwealth	23	8	74.2
30.	Birmingham-So.	20	7	74.1

Scoring Offense

Rank	Name	GM	W-L	PTS	PPG
1.	Arizona	30	20-10	2,614	87.1
2.	Troy St.	31	24-7	2,624	84.6
3.	Wake Forest	31	21-10	2,590	83.5
4.	North Carolina	30	19-11	2,464	82.1
5.	Chattanooga	30	19-11	2,463	82.1
6.	Washington	31	19-12	2,543	82.0
7.	Gonzaga	31	28-3	2,536	81.8
8.	Niagara	32	22-10	2,611	81.6
9.	Oral Roberts	28	17-11	2,265	80.9
10.	Ga. Southern	29	21-8	2,337	80.6
11.	Murray St.	34	28-6	2,730	80.3
12.	Duke	37	31-6	2,954	79.8
13.	East Tenn. St.	33	27-6	2,618	79.3
14.	Charlotte	30	21-9	2,374	79.1
15.	Lamar	29	11-18	2,294	79.1
16.	Pepperdine	31	15-16	2,446	78.9
17.	Connecticut	39	33-6	3,073	78.8
18.	Western Mich.	31	26-5	2,434	78.5
19.	IUPUI	32	21-11	2,504	78.3
20.	UTEP	32	24-8	2,479	77.5
21.	Maryland	32	20-12	2,477	77.4
22.	St. Joseph's	32	30-2	2,476	77.4
23.	Mississippi St.	30	26-4	2,318	77.3
24.	Wis.-Milwaukee	31	20-11	2,395	77.3
25.	Oklahoma St.	35	31-4	2,698	77.1
26.	Fla. Atlantic	28	9-19	2,157	77.0
27.	La-Lafayette	29	20-9	2,234	77.0
28.	Tennessee Tech	28	13-15	2,150	76.8
29.	Toledo	31	20-11	2,379	76.7
30.	Cincinnati	32	25-7	2,455	76.7

Scoring Defense

Rank	Name	GM	W-L	PTS	OPP PPG
1.	Air Force	29	22-7	1,475	50.9
2.	Pittsburgh	36	31-5	2,031	56.4
3.	Princeton	28	20-8	1,591	56.8
4.	Wisconsin	32	25-7	1,823	57.0
5.	Utah	33	24-9	1,893	57.4
6.	Utah St.	29	25-4	1,684	58.1
7.	Holy Cross	28	13-15	1,641	58.6
8.	Richmond	33	20-13	1,964	59.5
9.	Boston U.	29	23-6	1,726	59.5
10.	Detroit	30	19-11	1,787	59.6
	UNC Wilmington	30	15-15	1,787	59.6
12.	Washington St.	29	13-16	1,730	59.7
13.	St. Louis	32	19-13	1,918	59.9
14.	Butler	30	16-14	1,805	60.2
15.	Mississippi Val.	29	22-7	1,750	60.3
16.	Austin Peay	32	22-10	1,935	60.5
17.	Stanford	32	30-2	1,936	60.5
18.	Purdue	31	17-14	1,880	60.6
19.	Bucknell	29	14-15	1,759	60.7
20.	Stephen F. Austin	30	21-9	1,821	60.7
21.	Coppin St.	32	18-14	1,948	60.9
22.	Louisville	30	20-10	1,846	61.5
23.	Alabama St.	31	16-15	1,913	61.7
24.	Indiana St.	28	9-19	1,729	61.8
25.	Fresno St.	29	14-15	1,791	61.8
	Miami (Ohio)	29	18-11	1,791	61.8
27.	Creighton	29	20-9	1,792	61.8
28.	UCF	31	25-6	1,916	61.8
29.	Delaware St.	28	13-15	1,733	61.9
30.	UC Santa Barb.	28	16-12	1,735	62.0

Scoring Margin

Rank Name	W-L	PTS	PPG	OPP PTS	OPP PPG	SCR MAR
1. Gonzaga.....	28-3	2,536	81.8	2,052	66.2	15.6
2. St. Joseph's....	30-2	2,476	77.4	1,994	62.3	15.1
3. Connecticut....	33-6	3,073	78.8	2,493	63.9	14.9
4. Duke.....	31-6	2,954	79.8	2,406	65.0	14.8
5. Oklahoma St....	31-4	2,698	77.1	2,188	62.5	14.6
6. Stanford.....	30-2	2,356	73.6	1,936	60.5	13.1
7. Cincinnati.....	25-7	2,455	76.7	2,056	64.3	12.5
8. Western Mich....	26-5	2,434	78.5	2,049	66.1	12.4
9. Troy St.....	24-7	2,624	84.6	2,253	72.7	12.0
10. Louisville.....	20-10	2,195	73.2	1,846	61.5	11.6
11. Pittsburgh.....	31-5	2,446	67.9	2,031	56.4	11.5
12. Wisconsin.....	25-7	2,190	68.4	1,823	57.0	11.5
13. Murray St.....	28-6	2,730	80.3	2,342	68.9	11.4
14. Utah St.....	25-4	2,009	69.3	1,684	58.1	11.2
15. Mississippi St..	26-4	2,318	77.3	1,997	66.6	10.7
16. Stephen F. Austin	21-9	2,138	71.3	1,821	60.7	10.6
17. Manhattan.....	25-6	2,311	74.5	1,984	64.0	10.5
18. Kentucky.....	27-5	2,365	73.9	2,036	63.6	10.3
19. Texas.....	25-8	2,529	76.6	2,195	66.5	10.1
20. UTEP.....	24-8	2,479	77.5	2,161	67.5	9.9
21. East Tenn. St..	27-6	2,618	79.3	2,291	69.4	9.9
22. Illinois.....	26-7	2,402	72.8	2,077	62.9	9.8
23. St. Mary's (Cal.)	19-12	2,377	76.7	2,082	67.2	9.5
24. Nevada.....	25-9	2,579	75.9	2,257	66.4	9.5
25. Georgia Tech..	28-10	2,911	76.6	2,552	67.2	9.4
26. Ga. Southern...	21-8	2,337	80.6	2,066	71.2	9.3
27. Air Force.....	22-7	1,737	59.9	1,475	50.9	9.0
28. Birmingham-So.	20-7	1,998	74.0	1,760	65.2	8.8
29. Kent St.....	22-9	2,256	72.8	1,987	64.1	8.7
30. Arizona.....	20-10	2,614	87.1	2,354	78.5	8.7

Field-Goal Percentage

Rank Name	GM	W-L	FGM	FGA	FG%
1. Oklahoma St....	35	31-4	1,002	1,953	51.3
2. Gonzaga.....	31	28-3	899	1,765	50.9
3. Utah St.....	29	25-4	711	1,397	50.9
4. Murray St.....	34	28-6	994	2,009	49.5
5. Michigan St....	30	18-12	748	1,519	49.2
6. Chattanooga....	30	19-11	861	1,751	49.2
7. Samford.....	28	12-16	644	1,318	48.9
8. Brigham Young...	30	21-9	764	1,571	48.6
9. Arizona.....	30	20-10	942	1,938	48.6
10. Lafayette.....	28	18-10	731	1,513	48.3
11. Florida.....	31	20-11	829	1,719	48.2
12. Birmingham-So.	27	20-7	680	1,412	48.2
13. Air Force.....	29	22-7	585	1,216	48.1
14. Princeton.....	28	20-8	634	1,319	48.1
15. Southern Utah...	28	10-18	636	1,324	48.0
16. Connecticut....	39	33-6	1,154	2,403	48.0
17. Stanford.....	32	30-2	849	1,771	47.9
18. UTEP.....	32	24-8	834	1,748	47.7
19. Wis.-Milwaukee	31	20-11	838	1,757	47.7
20. Oral Roberts...	28	17-11	776	1,630	47.6
21. Wake Forest....	31	21-10	882	1,854	47.6
22. St. Joseph's....	32	30-2	866	1,822	47.5
23. Va. Commonwealth	31	23-8	811	1,707	47.5
24. Eastern Wash....	30	17-13	747	1,574	47.5
25. Rice.....	33	22-11	867	1,828	47.4
26. UNLV.....	31	18-13	801	1,690	47.4
27. Centenary (La.)	28	16-12	684	1,444	47.4
28. Morehead St....	29	16-13	757	1,601	47.3
29. Kentucky.....	32	27-5	862	1,828	47.2
30. Utah.....	33	24-9	768	1,630	47.1

Field-Goal Percentage Defense

Rank Name	GM	W-L	OPP FG	OPP FGA	OPP FG%
1. Connecticut....	39	33-6	924	2,502	36.9
2. Louisville.....	30	20-10	638	1,672	38.2
3. Gonzaga.....	31	28-3	725	1,890	38.4
4. Stanford.....	32	30-2	671	1,745	38.5
5. Pittsburgh.....	36	31-5	765	1,984	38.6

Rank Name	GM	W-L	OPP FG	OPP FGA	OPP FG%
6. Georgia Tech.....	38	28-10	865	2,228	38.8
7. Mississippi Val....	29	22-7	588	1,509	39.0
8. Kansas.....	33	24-9	766	1,959	39.1
9. Maine.....	30	20-10	680	1,730	39.3
10. East Caro.....	27	13-14	601	1,526	39.4
11. Cincinnati.....	32	25-7	674	1,710	39.4
12. Wichita St.....	32	21-11	717	1,819	39.4
13. South Carolina...	34	23-11	752	1,907	39.4
14. Texas Southern...	29	14-15	666	1,688	39.5
15. Texas.....	33	25-8	740	1,867	39.6
16. Richmond.....	33	20-13	684	1,724	39.7
17. UCF.....	31	25-6	655	1,648	39.7
18. Houston.....	27	9-18	578	1,446	40.0
19. Kansas St.....	28	14-14	652	1,629	40.0
20. Nebraska.....	31	18-13	685	1,711	40.0
21. Florida St.....	33	19-14	739	1,845	40.1
22. Syracuse.....	31	23-8	739	1,839	40.2
23. Pacific.....	33	25-8	752	1,871	40.2
24. Kentucky.....	32	27-5	704	1,748	40.3
25. Holy Cross.....	28	13-15	538	1,335	40.3
26. St. Joseph's....	32	30-2	718	1,781	40.3
27. Purdue.....	31	17-14	675	1,674	40.3
28. Seton Hall.....	31	21-10	719	1,783	40.3
29. Tulane.....	28	11-17	680	1,684	40.4
30. Coppin St.....	32	18-14	649	1,605	40.4

Three-Point Field Goals Made Per Game

Rank Name	GM	W-L	3FG	3PG
1. Troy St.....	31	24-7	364	11.7
2. St. Joseph's....	32	30-2	313	9.8
3. Belmont.....	30	21-9	293	9.8
4. Samford.....	28	12-16	264	9.4
5. St. Francis (N.Y.)	28	15-13	258	9.2
6. Oregon.....	31	18-13	280	9.0
7. Birmingham-So.	27	20-7	243	9.0
8. Florida St.....	33	19-14	296	9.0
9. St. Peter's....	29	17-12	259	8.9
10. Pennsylvania....	27	17-10	236	8.7
11. UMKC.....	29	15-14	253	8.7
12. Memphis.....	30	22-8	259	8.6
13. Northeastern...	30	19-11	256	8.5
14. Kent St.....	31	22-9	264	8.5
15. Florida A&M....	32	15-17	271	8.5
16. New Mexico.....	28	14-14	237	8.5
17. Air Force.....	29	22-7	245	8.4
18. North Carolina St.	31	21-10	260	8.4
19. Northern Ariz..	29	15-14	243	8.4
20. Col. of Charleston	29	20-9	241	8.3
21. Notre Dame.....	32	19-13	265	8.3
22. Tennessee Tech...	28	13-15	231	8.3
23. La.-Lafayette...	29	20-9	237	8.2
24. Butler.....	30	16-14	245	8.2
25. Tennessee St....	28	7-21	227	8.1
26. Sacramento St....	28	13-15	225	8.0
27. Louisville.....	30	20-10	241	8.0
28. Florida.....	31	20-11	249	8.0
29. Gardner-Webb...	29	9-20	232	8.0
30. Vanderbilt.....	33	23-10	263	8.0

Three-Point Field-Goal Percentage

Rank Name	GM	W-L	3FG	3FGA	3FG%
1. Birmingham-So.	27	20-7	243	565	43.0
2. Southern Utah...	28	10-18	178	420	42.4
3. San Diego.....	30	4-26	209	514	40.7
4. St. Joseph's....	32	30-2	313	775	40.4
5. Connecticut....	39	33-6	249	619	40.2
6. Marquette.....	31	19-12	231	575	40.2
7. Utah St.....	29	25-4	168	419	40.1
8. Michigan St....	30	18-12	190	474	40.1
9. Lafayette.....	28	18-10	221	553	40.0
10. Pennsylvania....	27	17-10	236	594	39.7
11. Gonzaga.....	31	28-3	195	491	39.7
12. Oregon.....	31	18-13	280	708	39.5
13. Va. Commonwealth	31	23-8	208	530	39.2

Rank Name	GM	W-L	3FG	3FGA	3FG%
14. Samford.....	28	12-16	264	673	39.2
15. Portland.....	28	11-17	207	529	39.1
16. Northern Ariz..	29	15-14	243	622	39.1
17. Toledo.....	31	20-11	225	576	39.1
18. Oral Roberts...	28	17-11	221	568	38.9
19. Nebraska.....	31	18-13	210	540	38.9
20. Drexel.....	29	18-11	213	549	38.8
21. Utah.....	33	24-9	196	506	38.7
22. Cincinnati.....	32	25-7	237	612	38.7
23. Weber St.....	29	15-14	176	455	38.7
24. Wake Forest....	31	21-10	236	611	38.6
25. Arizona.....	30	20-10	219	568	38.6
26. UC Santa Barb..	28	16-12	164	426	38.5
27. Creighton.....	29	20-9	175	455	38.5
28. UTEP.....	32	24-8	197	513	38.4
29. Columbia.....	27	10-17	211	553	38.2
30. Kent St.....	31	22-9	264	693	38.1

Free-Throw Percentage

Rank Name	GM	W-L	FT	FTA	FT%
1. North Carolina St.	31	21-10	481	602	79.9
2. Arizona.....	30	20-10	511	650	78.6
3. Bowling Green...	31	14-17	551	711	77.5
4. Michigan St....	30	18-12	452	586	77.1
5. Butler.....	30	16-14	335	439	76.3
6. Manhattan.....	31	25-6	607	798	76.1
7. Oral Roberts...	28	17-11	492	647	76.0
8. Robert Morris...	29	14-15	384	509	75.4
9. UTEP.....	32	24-8	614	817	75.2
10. Stanford.....	32	30-2	489	651	75.1
11. Gonzaga.....	31	28-3	543	724	75.0
Florida.....	31	20-11	462	616	75.0
13. Washington St...	29	13-16	325	434	74.9
14. Louisville.....	30	20-10	480	641	74.9
15. Marquette.....	31	19-12	510	683	74.7
16. Morehead St....	29	16-13	489	655	74.7
17. Texas-Arlington	29	17-12	555	745	74.5
18. Niagara.....	32	22-10	669	902	74.2
19. Texas Tech.....	34	23-11	521	703	74.1
20. Wichita St....	32	21-11	499	674	74.0
21. Monmouth.....	33	21-12	513	693	74.0
22. Albany (N.Y.)...	28	5-23	290	393	73.8
23. Northern Iowa...	31	21-10	478	648	73.8
24. Boise St.....	33	23-10	506	686	73.8
25. Fairfield.....	30	19-11	457	620	73.7
26. Purdue.....	31	17-14	458	622	73.6
27. Duke.....	37	31-6	655	890	73.6
28. Pacific.....	33	25-8	549	746	73.6
29. Arizona St....	27	10-17	547	744	73.5
30. Chattanooga....	30	19-11	510	694	73.5

Rebound Margin

Rank Name	W-L	REB	RPG	OPP REB	OPP RPG	REB MAR
1. Connecticut....	33-6	1,742	44.7	1,363	34.9	9.7
2. Gonzaga.....	28-3	1,230	39.7	975	31.5	8.2
3. Mississippi St..	26-4	1,231	41.0	992	33.1	8.0
4. Rhode Island..	20-14	1,381	40.6	1,127	33.1	7.5
5. Utah.....	24-9	1,140	34.5	896	27.2	7.4
6. Western Ky. ...	15-13	1,085	38.8	884	31.6	7.2
7. Louisiana Tech	15-15	1,				

Rank Name	W-L	REB	RPG	OPP REB	OPP RPG	REB MAR
24. Pittsburgh.....	31-5	1,320	36.7	1,127	31.3	5.4
25. Southwest Mo. St.....	19-14	1,215	36.8	1,040	31.5	5.3
26. Oklahoma St.....	31-4	1,253	35.8	1,071	30.6	5.2
27. East Caro.....	13-14	1,073	39.7	934	34.6	5.1
28. Davidson.....	17-12	1,115	38.4	966	33.3	5.1
29. St. Mary's (Cal.).....	19-12	1,184	38.2	1,031	33.3	4.9
30. Ark.-Little Rock	17-12	1,072	37.0	930	32.1	4.9

Assists Per Game

Rank Name	GM	W-L	AST	APG
1. Sam Houston St.....	28	13-15	530	18.9
2. Murray St.....	34	28-6	636	18.7
3. Arizona.....	30	20-10	560	18.7
4. Gonzaga.....	31	28-3	556	17.9
5. North Carolina.....	30	19-11	538	17.9
6. Chattanooga.....	30	19-11	535	17.8
7. Troy St.....	31	24-7	547	17.6
8. UAB.....	32	22-10	564	17.6
9. Ga. Southern.....	29	21-8	508	17.5
10. Connecticut.....	39	33-6	681	17.5
11. Kansas.....	33	24-9	572	17.3
12. Illinois.....	33	26-7	565	17.1
13. Oral Roberts.....	28	17-11	479	17.1
14. Old Dominion.....	29	17-12	492	17.0
15. Wis.-Milwaukee.....	31	20-11	521	16.8
16. UCF.....	31	25-6	520	16.8
17. Hawaii.....	33	21-12	550	16.7
18. Wichita St.....	32	21-11	529	16.5
19. Kent St.....	31	22-9	512	16.5
20. Belmont.....	30	21-9	494	16.5
21. Vanderbilt.....	33	23-10	541	16.4
22. Samford.....	28	12-16	459	16.4
23. La.-Lafayette.....	29	20-9	474	16.3
Wofford.....	29	9-20	474	16.3
25. UTEP.....	32	24-8	523	16.3
26. Eastern Ky.....	29	14-15	473	16.3
27. Quinnipiac.....	29	9-20	472	16.3
28. St. Joseph's.....	32	30-2	520	16.3
29. Northern Ariz.....	29	15-14	470	16.2
30. Oregon.....	31	18-13	501	16.2
Washington.....	31	19-12	501	16.2

Blocked Shots Per Game

Rank Name	GM	W-L	BLKS	BKPG
1. Connecticut.....	39	33-6	315	8.1
2. Maryland.....	32	20-12	215	6.7
3. Syracuse.....	31	23-8	205	6.6
4. Duke.....	37	31-6	240	6.5
5. Jacksonville.....	28	13-15	169	6.0
6. Colorado.....	29	18-11	174	6.0
7. Rutgers.....	33	20-13	196	5.9
8. East Tenn. St.....	33	27-6	192	5.8
9. West Virginia.....	31	17-14	176	5.7
10. Houston.....	27	9-18	151	5.6

Rank Name	GM	W-L	BLKS	BKPG
11. Iona.....	29	11-18	161	5.6
12. Massachusetts.....	29	10-19	155	5.3
13. South Fla.....	27	7-20	143	5.3
14. Cincinnati.....	32	25-7	168	5.3
15. South Carolina.....	34	23-11	178	5.2
16. Binghamton.....	30	14-16	157	5.2
17. Lafayette.....	28	18-10	144	5.1
18. Louisville.....	30	20-10	151	5.0
19. Oklahoma.....	31	20-11	156	5.0
20. Kansas.....	33	24-9	165	5.0
Memphis.....	30	22-8	150	5.0
22. Providence.....	29	20-9	143	4.9
23. North Texas.....	28	13-15	136	4.9
24. Niagara.....	32	22-10	155	4.8
25. Colorado St.....	29	13-16	140	4.8
26. Auburn.....	28	14-14	134	4.8
27. UNC Asheville.....	29	9-20	138	4.8
28. Pittsburgh.....	36	31-5	169	4.7
29. Minnesota.....	30	12-18	140	4.7
30. Michigan.....	34	23-11	158	4.6

Steals Per Game

Rank Name	GM	W-L	ST	STPG
1. UAB.....	32	22-10	371	11.6
2. East Tenn. St.....	33	27-6	382	11.6
3. Drake.....	28	12-16	321	11.5
4. Troy St.....	31	24-7	354	11.4
5. Ga. Southern.....	29	21-8	327	11.3
6. Appalachian St.....	30	9-21	324	10.8
7. Holy Cross.....	28	13-15	300	10.7
8. Mississippi Val.....	29	22-7	302	10.4
9. Virginia Tech.....	29	15-14	298	10.3
10. Georgetown.....	28	13-15	283	10.1
11. Southern Ill.....	30	25-5	302	10.1
12. Cal St. Northridge.....	30	14-16	298	9.9
13. Jackson St.....	29	12-17	288	9.9
14. Stetson.....	27	12-15	262	9.7
15. North Carolina.....	30	19-11	287	9.6
16. Mississippi St.....	30	26-4	280	9.3
17. Fla. Atlantic.....	28	9-19	260	9.3
18. Lamar.....	29	11-18	269	9.3
19. Manhattan.....	31	25-6	287	9.3
20. Duke.....	37	31-6	340	9.2
21. Southern U.....	28	12-16	257	9.2
22. Providence.....	29	20-9	264	9.1
23. UCF.....	31	25-6	279	9.0
24. Belmont.....	30	21-9	269	9.0
25. La.-Lafayette.....	29	20-9	260	9.0
26. Wake Forest.....	31	21-10	277	8.9
27. High Point.....	30	19-11	268	8.9
28. St. Joseph's.....	32	30-2	285	8.9
29. Western Mich.....	31	26-5	276	8.9
30. Elon.....	30	12-18	267	8.9

Turnovers Per Game

Rank Name	GM	W-L	TO	TOPG
1. Temple.....	29	15-14	260	9.0
2. Wisconsin.....	32	25-7	320	10.0
3. Butler.....	30	16-14	308	10.3

Rank Name	GM	W-L	TO	TOPG
4. Notre Dame.....	32	19-13	329	10.3
5. Air Force.....	29	22-7	318	11.0
6. Troy St.....	31	24-7	349	11.3
7. Northwestern.....	29	14-15	328	11.3
8. St. Joseph's.....	32	30-2	370	11.6
9. Texas.....	33	25-8	388	11.8
10. Tennessee St.....	28	7-21	335	12.0
11. Southern Ill.....	30	25-5	360	12.0
12. Fairleigh Dickinson.....	29	17-12	350	12.1
13. Boston U.....	29	23-6	351	12.1
14. Washington St.....	29	13-16	352	12.1
15. Illinois.....	33	26-7	401	12.2
16. Southeast Mo. St.....	27	11-16	329	12.2
17. Cincinnati.....	32	25-7	393	12.3
18. Miami (Ohio).....	29	18-11	357	12.3
19. Xavier.....	37	26-11	459	12.4
20. Indiana.....	29	14-15	360	12.4
UMKC.....	29	15-14	360	12.4
22. Texas Tech.....	34	23-11	424	12.5
23. Vermont.....	31	22-9	387	12.5
24. Northern Iowa.....	31	21-10	388	12.5
Pepperdine.....	31	15-16	388	12.5
26. St. Louis.....	32	19-13	404	12.6
27. Pittsburgh.....	36	31-5	455	12.6
28. Ill.-Chicago.....	32	24-8	405	12.7
29. Mississippi Val.....	29	22-7	368	12.7
30. Vanderbilt.....	33	23-10	419	12.7

Personal Fouls Per Game

Rank Name	Fouls	W-L	GM	PFPG	DQ
1. Utah St.....	416	25-4	29	14.3	3
2. Troy St.....	446	24-7	31	14.4	6
3. Pittsburgh.....	532	31-5	36	14.8	5
4. Notre Dame.....	475	19-13	32	14.8	10
5. West Virginia.....	473	17-14	31	15.3	11
6. Vermont.....	475	22-9	31	15.3	5
7. Wisconsin.....	493	25-7	32	15.4	2
8. Northwestern.....	452	14-15	29	15.6	15
9. Penn St.....	439	9-19	28	15.7	9
10. Fresno St.....	458	14-15	29	15.8	9
11. Boston College.....	537	24-10	34	15.8	9
12. St. Francis (Pa.).....	443	13-15	28	15.8	7
Samford.....	443	12-16	28	15.8	8
14. LSU.....	460	18-11	29	15.9	6
15. Southern Methodist.....	476	12-18	30	15.9	7
16. Central Conn. St.....	447	14-14	28	16.0	9
17. Connecticut.....	624	33-6	39	16.0	6
Morehead St.....	464	16-13	29	16.0	8
19. Baylor.....	465	8-21	29	16.0	16
20. Arizona.....	483	20-10	30	16.1	11
New Hampshire.....	483	10-20	30	16.1	7
22. Gonzaga.....	500	28-3	31	16.1	3
23. Providence.....	469	20-9	29	16.2	11
24. Indiana St.....	455	9-19	28	16.3	6
25. Mississippi St.....	489	26-4	30	16.3	6
26. Wagner.....	473	13-16	29	16.3	5
27. Massachusetts.....	477	10-19	29	16.4	9
Temple.....	477	15-14	29	16.4	10
29. Texas Tech.....	562	23-11	34	16.5	10
30. UNC Asheville.....	481	9-20	29	16.6	9
Air Force.....	481	22-7	29	16.6	5

2004 Division I Game Highs

Team Highs

POINTS

Rank Name	vs. Opponent	Game Date	PTS	OPP PTS
1. Troy St.	Oakwood	11/24/2003	140	66
2. Chattanooga	Emmanuel (Ga.)	11/29/2003	125	78
3. Central Mich.	Tri-State	12/30/2003	124	103
Chattanooga	Tenn. Wesleyan	11/26/2003	124	58
5. Lamar	Huston-Tillotson	12/03/2003	123	76
6. Texas	Sam Houston St.	11/24/2003	122	71
7. Sam Houston St.	Wiley	01/03/2004	121	58
8. Western Caro.	Averett	12/17/2003	120	46

Rank Name	vs. Opponent	Game Date	PTS	OPP PTS
9. Wake Forest	North Carolina	12/20/2003	119	114
10. Oral Roberts	Okla. Wesleyan	11/28/2003	118	53
11. Kent St.	Cleveland St.	12/17/2003	116	66
12. Coastal Caro.	Lees-McRae	12/28/2003	115	50
North Carolina	George Mason	12/07/2003	115	81
14. St. Joseph's	St. Bonaventure	01/24/2004	114	63
North Carolina	Wake Forest	12/20/2003	114	119
Villanova	Redlands	11/22/2003	114	103
17. Grambling	Wiley	12/03/2003	113	95
Boise St.	Eastern Ore.	11/29/2003	113	67
19. Elon	UNC Greensboro	02/28/2004	112	108
IUPUI	Tri-State	11/29/2003	112	60

Rank Name	vs. Opponent	Game Date	PTS	OPP PTS
Florida	Montana St.	11/25/2003	112	73
22. Rice	Tulsa	02/14/2004	111	103
Lafayette	Lehigh	01/23/2004	111	104
Connecticut	Sacred Heart	11/22/2003	111	64
Kent St.	Houghton	11/21/2003	111	52
26. Sacramento St.	Northern Ariz.	02/07/2004	110	97
La.-Lafayette	Western Ky.	01/29/2004	110	102
Lamar	Hardin-Simmons	11/25/2003	110	76
29. Chattanooga	Western Caro.	01/24/2004	109	79
Florida	Eastern Ky.	12/27/2003	109	63
Wyoming	Tennessee St.	12/17/2003	109	56
Niagara	Canisius	12/03/2003	109	106
UTEP	Tex. Permian Basin	11/22/2003	109	49

FIELD-GOAL PERCENTAGE

Rank Name	vs. Opponent	Game Date	FGM	FGA	FG%
1. Iowa St.	Georgia	03/17/2004	29	39	74.4
2. Michigan St.	Ohio St.	02/07/2004	33	45	73.3
3. Air Force	Brigham Young	01/24/2004	29	40	72.5
4. Wyoming	Tennessee St.	12/17/2003	39	54	72.2
5. Bucknell	Navy	01/17/2004	33	46	71.7
6. Xavier	St. Joseph's	03/11/2004	32	45	71.1
7. Grambling	Wiley	12/03/2003	42	60	70.0
8. Samford	Covenant	12/20/2003	37	53	69.8
9. Eastern Ill.	Southeast Mo. St.	02/10/2004	32	46	69.6
10. Samford	Tenn. Temple	12/18/2003	33	48	68.8
11. Stephen F. Austin	Okla. Panhandle	12/20/2003	45	66	68.2
12. Utah St.	Cal St. Fullerton	02/21/2004	32	47	68.1
13. Rice	Dallas	12/30/2003	42	62	67.7
14. Weber St.	Eastern Wash.	02/26/2004	33	49	67.3
Wis.-Green Bay	Western Ill.	12/14/2003	33	49	67.3
16. Va. Commonwealth	Delaware	01/07/2004	37	55	67.3
17. Duquesne	Ohio	01/07/2004	34	51	66.7
Southern Utah	Oakland	01/15/2004	30	45	66.7
Utah St.	Illinois St.	11/29/2003	30	45	66.7
Air Force	Wyoming	02/07/2004	24	36	66.7

THREE-POINT FIELD GOALS MADE

Rank Name	vs. Opponent	Game Date	3FG
1. Troy St.	Oakwood	11/24/2003	26
2. Troy St.	Lipscomb	01/10/2004	21
3. St. Joseph's	Temple	01/31/2004	20
Ohio	Duquesne	01/07/2004	20
Northern Ariz.	San Jose Christian	11/26/2003	20
6. Troy St.	San Diego St.	11/30/2004	19
7. Massachusetts	Temple	03/03/2004	18
Denver	Southern Utah	01/02/2004	18
Louisville	VMI	12/23/2003	18
10. St. Bonaventure	Fordham	03/06/2004	17
Notre Dame	St. John's (N.Y.)	03/06/2004	17
Sacramento St.	Idaho St.	02/21/2004	17
St. Joseph's	St. Bonaventure	01/24/2004	17
Providence	Loyola (Ill.)	01/19/2004	17
Birmingham-So.	VMI	01/17/2004	17
Florida St.	Stetson	12/30/2003	17
Toledo	Wright St.	12/22/2003	17
Northern Ariz.	San Diego	12/20/2003	17
19. Tennessee Tech	Murray St.	03/02/2004	16
St. Peter's	Iona	02/27/2004	16
St. Peter's	Canisius	02/19/2004	16
Memphis	Marquette	02/14/2004	16
Alabama	South Carolina	02/04/2004	16
Samford	Tenn. Wesleyan	01/03/2004	16
New Mexico	Penn St.	12/29/2003	16
Elon	Chattanooga	12/20/2003	16
Tex.-Pan American	Texas A&M Int'l	11/25/2003	16
Samford	Bryan	11/25/2003	16

THREE-POINT FIELD-GOAL PERCENTAGE

Minimum 10 3FGM

Rank Name	vs. Opponent	Game Date	3FG	3FGA	3FG%
1. Clemson	North Carolina	01/31/2004	11	13	84.6
2. Iona	St. Peter's	02/27/2004	12	15	80.0
3. Hampton	Coppin St.	01/31/2004	10	13	76.9
4. Texas	Princeton	03/18/2004	11	15	73.3
5. Utah St.	Cal St. Fullerton	02/21/2004	13	18	72.2
Rhode Island	Vermont	12/30/2003	13	18	72.2
New Mexico	San Fran. St.	11/22/2003	13	18	72.2
8. Rhode Island	Providence	12/06/2003	10	14	71.4
Centenary (La.)	Belhaven	11/22/2003	10	14	71.4
10. St. Louis	DePaul	02/21/2004	12	17	70.6

Rank Name	vs. Opponent	Game Date	3FG	3FGA	3FG%
11. Villanova	Boston College	01/14/2004	14	20	70.0
12. Syracuse	Brigham Young	03/18/2004	11	16	68.8
Radford	UNC Asheville	01/10/2004	11	16	68.8
Stephen F. Austin	Okla. Panhandle	12/20/2003	11	16	68.8
Texas St.	Coppin St.	12/06/2003	11	16	68.8
16. Lehigh	American	02/13/2004	13	19	68.4
Providence	West Virginia	01/17/2004	13	19	68.4
18. Centenary (La.)	Southern Utah	02/14/2004	14	21	66.7
Wis.-Milwaukee	Idaho St.	12/30/2003	14	21	66.7
Idaho St.	Rocky Mountain	01/03/2004	12	18	66.7
Evansville	Western Ky.	12/20/2003	12	18	66.7
Wake Forest	Cincinnati	02/15/2004	10	15	66.7
UC Irvine	Long Beach St.	01/24/2004	10	15	66.7
Vanderbilt	Florida	01/17/2004	10	15	66.7
UAB	South Ala.	01/03/2004	10	15	66.7

FREE-THROW PERCENTAGE

Minimum 15 Made

Rank Name	vs. Opponent	Game Date	FT	FTA	FT%
1. Bowling Green	Eastern Mich.O	3/06/2004	25	25	100.0
Texas St.	Texas-San Antonio	03/08/2004	22	22	100.0
Texas-San Antonio	Nicholls St.	01/17/2004	20	20	100.0
Nevada	Boise St.	01/17/2004	19	19	100.0
San Jose St.	Tulsa	02/29/2004	18	18	100.0
LSU	Kentucky	02/29/2004	17	17	100.0
Fairfield	Loyola (Md.)	01/25/2004	17	17	100.0
Lehigh	Navy	01/10/2004	16	16	100.0
9. Loyola (Md.)	Siena	01/13/2004	28	29	96.6
10. Oral Roberts	Chicago St.	02/19/2004	25	26	96.2
11. Texas A&M	Long Island	01/06/2004	23	24	95.8
12. Boston U.	Binghamton	02/29/2004	21	22	95.5
13. Ohio	Miami (Ohio)	02/18/2004	20	21	95.2
14. Vanderbilt	Georgia	02/11/2004	19	20	95.0
UNLV	Brigham Young	02/07/2004	19	20	95.0
Florida St.	Georgia Tech	02/03/2004	19	20	95.0
James Madison	Fla. Atlantic	12/20/2003	19	20	95.0
Notre Dame	Mt. St. Mary's	11/29/2003	19	20	95.0
19. Northern Ariz.	Idaho St.	03/09/2004	18	19	94.7
Rice	San Jose St.	02/27/2004	18	19	94.7
UNC Greensboro	Appalachian St.	01/17/2004	18	19	94.7

ATTENDANCE

Minimum 20,000

Rank Team	Score vs. Opp	Opp Score	Game Date	City, State	Att
1. Kentucky	79 Michigan St.	74	12/13/2003	Detroit, MI	78,129
2. Connecticut	82 Georgia Tech	73	04/05/2004	San Antonio, TX	44,468
3. Oklahoma St.	65 Georgia Tech	67	04/03/2004	San Antonio, TX	44,417
Connecticut	79 Duke	78	04/03/2004	San Antonio, TX	44,417
5. Syracuse	67 Connecticut	56	03/07/2004	Syracuse, NY	32,944
6. Syracuse	45 Pittsburgh	66	01/24/2004	Syracuse, NY	31,347
7. Nevada	67 Georgia Tech	72	03/26/2004	St. Louis, MO	30,801
8. Kansas	71 Georgia Tech	79	03/28/2004	St. Louis, MO	30,648
9. Kansas	100 UAB	74	03/26/2004	St. Louis, MO	30,000
10. Syracuse	72 Notre Dame	84	02/16/2004	Syracuse, NY	26,913
11. Syracuse	96 Michigan St.	83	01/03/2004	Syracuse, NY	25,869
12. Syracuse	76 Virginia Tech	64	01/31/2004	Syracuse, NY	25,862
13. Kentucky	80 Indiana	41	12/20/2003	Indianapolis, IN	25,686
14. Xavier	63 Duke	66	03/28/2004	Atlanta, GA	24,711
15. Illinois	62 Duke	72	03/26/2004	Atlanta, GA	24,533
Xavier	79 Texas	71	03/26/2004	Atlanta, GA	24,533
17. Louisville	65 null	56	12/27/2003	Lexington, KY	24,328
18. Kentucky	82 Florida	62	03/07/2004	Lexington, KY	24,065
19. Maryland	95 Duke	87	03/14/2004	Greensboro, NC	23,745
Georgia Tech	71 Duke	85	03/13/2004	Greensboro, NC	23,745
North Carolina St.	82 Maryland	85	03/13/2004	Greensboro, NC	23,745
North Carolina	82 Georgia Tech	83	03/12/2004	Greensboro, NC	23,745
Wake Forest	86 Maryland	87	03/12/2004	Greensboro, NC	23,745
Virginia	74 Duke	84	03/12/2004	Greensboro, NC	23,745
Florida St.	71 North Carolina St.	78	03/12/2004	Greensboro, NC	23,745

WINNING STREAK THAT ENDED IN 2003-04

Minimum Number of Wins is 10

Rank Team	Team Lost to	Date Lost	Score	Streak
1 St. Joseph's	Xavier	3/11/2004	67-87	27
2 Stanford	Washington	3/06/2004	62-75	26
1 Gonzaga	Nevada	3/20/2004	72-91	19
3 Duke	North Carolina St.	2/15/2004	74-78	18
1 Pittsburgh	Connecticut	1/19/2004	65-68	18
4 Utah St.	Pacific	2/14/2004	60-64	17
3 Louisville	Marquette	1/31/2004	70-77	16

STATISTICAL LEADERS

Rank	Team	Team Lost to	Date Lost	Score	Streak
2	Pacific	Kansas	3/21/2004	63-78	16
4	Southern Ill.	Northern Iowa	3/01/2004	52-68	16
4	Austin Peay	Wichita St.	2/21/2004	47-62	14
4	UCF	Troy St.	1/31/2004	64-76	14
5	Air Force	UNLV	2/02/2004	50-63	13
3	Cincinnati	Louisville	1/21/2004	66-93	13
2	Mississippi St.	Kentucky	1/13/2004	66-67	13
4	Troy St.	UCF	3/06/2004	55-60	13
4	Boston U.	Conference Tournament	3/06/2004	58-62	12
2	Georgia Tech	Georgia	1/03/2004	80-83	12
3	Ill.-Chicago	Kansas	3/19/2004	53-78	12
4	Illinois	Wisconsin	3/12/2004	53-70	12
6	Texas Tech	Texas	1/26/2004	61-62	12
6	Eastern Wash.	Weber St.	2/26/2004	78-81	11
6	Oklahoma St.	Missouri	2/24/2004	93-92	11
6	Wake Forest	Texas	1/13/2004	81-94	11
1	Florida St.	Pittsburgh	12/22/2003	56-63	10

Rank	Team	Team Lost to	Date Lost	Score	Streak
6	Georgetown	Boston College	1/06/2004	64-72	10
4	Kentucky	UAB	3/21/2004	75-76	10
8	Oklahoma	Connecticut	1/11/2004	59-86	10
1	Oklahoma St.	Georgia Tech	4/03/2004	65-67	10

HOME COURT STREAKS THAT ENDED IN 2003-04
Minimum Number of Wins is 20

Rank When Lost	Team	Lost To	Date Lost	Score	Streak
1	Duke	Georgia Tech	03/03/2004	68-76	41
1	Pittsburgh	Syracuse	02/29/2004	46-49	40
1	Western Ky.	Mississippi St.	11/29/2003	75-81	39
3	Creighton	Southern Ill.	02/07/2004	60-61	28
4	Texas	Oklahoma St.	01/24/2004	67-70	25
5	Wake Forest	Georgia Tech	01/20/2004	66-73	24
4	Illinois	Purdue	01/10/2004	54-58	23

2005 Division I Top Returnees

Career Totals

MOST POINTS

Seniors	Ht.	Yrs.	G	FG	3FG	FT	Pts.	Avg.
1. Chris Thomas, Notre Dame	6-1	3	99	582	250	369	1,783	18.0
2. Taylor Coppenrath, Vermont	6-9	3	83	580	61	444	1,665	20.1
3. Juan Mendez, Niagara	6-7	3	93	529	17	430	1,505	16.2
4. Jerry Johnson, Rider	6-0	3	86	495	224	280	1,494	17.4
5. Ryan Gomes, Providence	6-7	3	85	537	29	365	1,468	17.3
6. Julius Hodge, North Carolina St.	6-7	3	95	468	100	427	1,463	15.4
7. T.J. Sorrentine, Vermont	5-11	3	89	470	238	254	1,432	16.1
8. Keith Langford, Kansas	6-4	3	108	526	71	285	1,408	13.0
9. Lawrence Roberts, Mississippi St.	6-9	2	86	482	49	387	1,400	16.3
10. Michael Harris, Rice	6-6	3	90	543	30	259	1,375	15.3

Juniors	Ht.	Yrs.	G	FG	3FG	FT	Pts.	Avg.
1. Keydren Clark, St. Peter's	5-8	2	58	464	221	348	1,497	25.8
2. Ike Diogu, Arizona St.	6-8	2	59	388	23	423	1,222	20.7
3. Rashad McCants, North Carolina	6-4	2	65	431	150	181	1,193	18.4
3. Craig Smith, Boston College	6-7	2	65	476	10	231	1,193	18.4
5. Darshan Luckey, St. Francis (Pa.)	6-4	2	56	364	77	292	1,097	19.6
6. J.J. Redick, Duke	6-4	2	70	321	197	245	1,084	15.5
7. Brion Rush, Grambling	6-1	2	59	372	182	145	1,071	18.2
8. Gary Neal, La Salle	6-4	2	57	332	150	227	1,041	18.3
9. Tim Smith, East Tenn. St.	5-9	2	63	379	72	210	1,040	16.5
10. Bracey Wright, Indiana	6-3	2	59	319	136	248	1,022	17.3

SCORING AVERAGE

Seniors (Min. 1,200 Pts.)	Ht.	Yrs.	G	FG	3FG	FT	Pts.	Avg.
1. Taylor Coppenrath, Vermont	6-9	3	83	580	61	444	1,665	20.1
2. Jason Conley, Missouri	6-5	3	63	433	125	241	1,232	19.6
3. Chris Thomas, Notre Dame	6-1	3	99	582	250	369	1,783	18.0
4. Jerry Johnson, Rider	6-0	3	86	495	224	280	1,494	17.4
5. Ryan Gomes, Providence	6-7	3	85	537	29	365	1,468	17.3
6. Lawrence Roberts, Mississippi St.	6-9	2	86	482	49	387	1,400	16.3
7. Juan Mendez, Niagara	6-7	3	93	529	17	430	1,505	16.2
8. T.J. Sorrentine, Vermont	5-11	3	89	470	238	254	1,432	16.1
9. Matt Nelson, Colorado St.	7-0	3	77	441	0	328	1,210	15.7
10. Julius Hodge, North Carolina St.	6-7	3	95	468	100	427	1,463	15.4

Juniors (Min. 800 Pts.)	Ht.	Yrs.	G	FG	3FG	FT	Pts.	Avg.
1. Keydren Clark, St. Peter's	5-8	2	58	464	221	348	1,497	25.8
2. Ike Diogu, Arizona St.	6-8	2	59	388	23	423	1,222	20.7
3. Darshan Luckey, St. Francis (Pa.)	6-4	2	56	364	77	292	1,097	19.6
4. Jose Juan Barea, Northeastern	5-11	2	54	338	121	218	1,015	18.8
5. Rashad McCants, North Carolina	6-4	2	65	431	150	181	1,193	18.4
6. Craig Smith, Boston College	6-7	2	65	476	10	231	1,193	18.4
7. Gary Neal, La Salle	6-4	2	57	332	150	227	1,041	18.3
8. Brion Rush, Grambling	6-1	2	59	372	182	145	1,071	18.2
9. Bracey Wright, Indiana	6-3	2	59	319	136	248	1,022	17.3
10. Landy Thompson, Mt. St. Mary's	6-1	2	56	304	133	192	933	16.7

Chevon Troutman of Pittsburgh owns the highest career field-goal percentage among top returning seniors with a 65.6 average.



Photo by Pittsburgh Sports Information

HIGHEST FIELD-GOAL PERCENTAGE

Seniors (Min. 300 FGM)	Ht.	Yrs.	G	FG	FGA	Pct.
1. Chevon Troutman, Pittsburgh	6-7	3	95	335	511	65.6
2. Matt Nelson, Colorado St.	7-0	3	77	441	712	61.9
3. David Lee, Florida	6-9	3	95	383	630	60.8
4. Michael Harris, Rice	6-6	3	90	543	905	60.0
5. David Simon, IPFW	6-9	2	58	300	515	58.3
6. Brandon Crump, Tennessee	6-10	3	88	370	647	57.2
7. Channing Frye, Arizona	6-11	3	96	480	847	56.7
8. Wayne Simien, Kansas	6-9	3	80	394	702	56.1
9. Juan Mendez, Niagara	6-7	3	93	529	943	56.1
10. Marco Killingsworth, Auburn	6-7	3	89	405	726	55.8

Juniors (Min. 240 FGM)	Ht.	Yrs.	G	FG	FGA	Pct.
1. Craig Smith, Boston College	6-7	2	65	476	825	57.7
2. Jai Lewis, George Mason	6-7	2	61	263	456	57.7
3. Ike Diogu, Arizona St.	6-8	2	59	388	682	56.9
4. Shelden Williams, Duke	6-9	2	70	259	464	55.8
5. Eric Williams, Wake Forest	6-9	2	62	252	461	54.7
6. Kelly Whitney, Seton Hall	6-8	2	55	267	490	54.5
7. Ian Crosswhite, Oregon	6-11	2	64	243	449	54.1
8. Ian Johnson, Davidson	6-9	2	56	254	481	52.8
9. John Tofi, UTEP	6-8	2	59	271	515	52.6
10. Hassan Adams, Arizona	6-4	2	62	318	610	52.1

Photo by Bowling Green Sports Information



Bowling Green's John Reimold is the top returning senior in most three-point field goals made per game.

MOST THREE-POINT FIELD GOALS MADE PER GAME

Seniors (Min. 120 3FGM)				
	Ht.	Yrs.	G	3FG Avg.
1. John Reimold, Bowling Green	6-6	3	81	2.69
2. T.J. Sorrentine, Vermont	5-11	3	89	2.67
3. Jerry Johnson, Rider	6-0	3	86	2.60
4. Tony Stockman, Ohio St.	6-6	3	88	2.59
5. Phil Goss, Drexel	6-1	3	87	2.59
6. Chris Hill, Michigan St.	6-3	3	96	2.55
7. Erik Benzel, Denver	6-1	3	87	2.55
8. Chris Thomas, Notre Dame	6-1	3	99	2.53
9. Terrance Johnson, Pepperdine	6-5	3	90	2.46
10. Salim Stoudamire, Arizona	6-1	3	93	2.39

Juniors (Min. 80 3FGM)				
	Ht.	Yrs.	G	3FG Avg.
1. Keydren Clark, St. Peter's	5-8	2	58	2.21
2. Brion Rush, Grambling	6-1	2	59	1.82
3. Gerry McNamara, Syracuse	6-2	2	66	1.90
4. J.J. Redick, Duke	6-4	2	70	1.97
5. Kelly Golob, Northern Ariz.	6-5	2	57	1.57
6. Anthony Roberson, Florida	6-1	2	63	1.73
7. Gary Neal, La Salle	6-4	2	57	1.50
8. Kevin Reed, Maine	6-1	2	60	1.55
9. Aaron Wellington, Md.-East. Shore	5-11	2	57	1.45
10. Sammy Villegas, Toledo	6-6	2	60	1.48

HIGHEST THREE-POINT FIELD-GOAL PERCENTAGE

Seniors (Min. 120 3FGM)					
	Ht.	Yrs.	G	3FG	3FGA Pct.
1. Pat Carroll, St. Joseph's	6-5	3	75	159	350 45.4
2. Trey Guidry, Illinois St.	6-2	3	83	168	382 44.0
3. Tim Begley, Pennsylvania	6-5	3	87	177	405 43.7
4. Salim Stoudamire, Arizona	6-1	3	93	222	509 43.6
5. Thomas Kelati, Washington St.	6-5	3	83	151	350 43.1
6. Chris Hill, Michigan St.	6-3	3	96	245	568 43.1
7. John Reimold, Bowling Green	6-6	3	81	218	522 41.8
8. Daniel Ewing, Duke	6-3	3	105	148	355 41.7
9. Travis Diener, Marquette	6-1	3	97	216	519 41.6
10. Ronny Dawn, Marshall	6-3	3	88	140	341 41.1

Juniors (Min. 80 3FGM)					
	Ht.	Yrs.	G	3FG	3FGA Pct.
1. Steve Novak, Marquette	6-10	2	64	144	316 45.6
2. Matt McKillop, Davidson	6-1	2	56	117	274 42.7
3. Kelly Golob, Northern Ariz.	6-5	2	57	157	368 42.7
4. Brendan Winters, Davidson	6-5	2	56	122	288 42.4
5. Darrel Mitchell, LSU	5-11	2	61	109	259 42.1
6. Ross Schraeder, UC Irvine	6-5	2	56	80	193 41.5
7. Kevin Pittsnogle, West Virginia	6-11	2	60	102	247 41.3
8. J. Robert Merritt, Samford	6-6	2	56	106	257 41.2
9. Rashad McCants, North Carolina	6-4	2	65	150	365 41.1
10. Chris Goodin, Radford	6-5	2	57	86	210 41.0

HIGHEST FREE-THROW PERCENTAGE

Seniors (Min. 170 FTM)					
	Ht.	Yrs.	G	FG	FGA Pct.
1. Chris Thomas, Notre Dame	6-1	3	99	369	428 86.2
2. John Lucas, Oklahoma St.	5-11	3	93	190	222 85.6
3. Salim Stoudamire, Arizona	6-1	3	93	266	312 85.3
4. Travis Diener, Marquette	6-1	3	97	261	312 83.7
5. Jerry Johnson, Rider	6-0	3	86	280	341 82.1
6. Jason McKrieth, Rice	6-4	3	79	274	334 82.0
7. Darryl Peterson, Akron	6-5	3	64	173	211 82.0
8. Tim Keller, Air Force	6-3	3	85	192	235 81.7
9. T.J. Sorrentine, Vermont	5-11	3	89	254	312 81.4
10. Alan Anderson, Michigan St.	6-6	3	93	265	326 81.3

Juniors (Min. 110 FTM)

1. J.J. Redick, Duke	6-4	2	70	245	261 93.9
2. Gerry McNamara, Syracuse	6-2	2	66	213	240 88.8
3. Chris Hernandez, Stanford	6-2	3	61	130	149 87.2
4. Ian Johnson, Davidson	6-9	2	56	126	148 85.1
5. Lester Abram, Michigan	6-6	2	61	202	238 84.9
6. Keydren Clark, St. Peter's	5-8	2	58	348	412 84.5
7. Anthony Roberson, Florida	6-1	2	63	129	153 84.3
8. Anthony Winchester, Western Ky.	6-4	2	61	111	132 84.1
9. Gary Neal, La Salle	6-4	2	57	227	273 83.2
10. Steve Burr, Iona	6-0	2	58	114	138 82.6
Jason Wingate, Manhattan	6-0	2	61	114	138 82.6

MOST REBOUNDS

Seniors				
	Ht.	Yrs.	G	Reb. Avg.
1. Kenny Adeleke, Hofstra	6-8	3	90	837 9.30
2. Lawrence Roberts, Mississippi St.	6-9	2	86	821 9.55
3. Ryan Gomes, Providence	6-7	3	85	773 9.09
4. Michael Harris, Rice	6-6	3	90	748 8.31
5. Juan Mendez, Niagara	6-7	3	93	734 7.89
6. Hakim Warrick, Syracuse	6-8	3	101	731 7.24
7. Jason Ellis, Boise St.	6-7	3	92	697 7.58
8. Channing Frye, Arizona	6-11	3	96	693 7.22
9. Odatrey Blankson, UNLV	6-7	3	89	654 7.35
Jason Maxiell, Cincinnati	6-7	3	96	654 6.81

Juniors				
	Ht.	Yrs.	G	Reb. Avg.
1. Craig Smith, Boston College	6-7	2	65	529 8.14
2. Sheldon Williams, Duke	6-9	2	70	509 7.27
3. Ike Diogu, Arizona St.	6-8	2	59	490 8.31
3. Michael Haddix, Siena	6-6	2	61	490 8.03
5. Mike Hall, George Washington	6-8	2	59	471 7.98
6. Torin Francis, Notre Dame	6-11	2	54	459 8.50
7. Curtis Withers, Charlotte	6-8	2	57	452 7.93
8. James Augustine, Illinois	6-10	2	65	428 6.58
9. Dwayne Jones, St. Joseph's	6-11	2	62	413 6.66
10. Alex Loughton, Old Dominion	6-9	2	56	411 7.34

MOST REBOUNDS PER GAME

Seniors (Min. 500 Rebs.)				
	Ht.	Yrs.	G	Reb. Avg.
1. Lawrence Roberts, Mississippi St.	6-9	2	86	821 9.55
2. Kenny Adeleke, Hofstra	6-8	3	90	837 9.30
3. Ryan Gomes, Providence	6-7	3	85	773 9.09
4. Michael Harris, Rice	6-6	3	90	748 8.31
5. Jeff McMillan, Southern California	6-8	3	82	658 8.02
6. Juan Mendez, Niagara	6-7	3	93	734 7.89
7. Jason Ellis, Boise St.	6-7	3	92	697 7.58
8. Wayne Simien, Kansas	6-9	3	80	597 7.46
9. Odatrey Blankson, UNLV	6-7	3	89	654 7.35
10. Hakim Warrick, Syracuse	6-8	3	101	731 7.24



Providence's Ryan Gomes, a 2004 first-team consensus all-America selection, enters the season among the top senior returnees in most points, scoring average, most rebounds and most rebounds per game.

Photo by Providence Sports Information

Juniors (Min. 280 Rebs.)				
	Ht.	Yrs.	G	Reb. Avg.
1. Sean May, North Carolina	6-8	1	29	285 9.83
2. Torin Francis, Notre Dame	6-11	2	54	459 8.50
3. Ike Diogu, Arizona St.	6-8	2	59	490 8.31
4. Craig Smith, Boston College	6-7	2	65	529 8.14
5. Steven Smith, La Salle	6-8	2	50	406 8.12
6. Michael Haddix, Siena	6-6	2	61	490 8.03
7. Mike Hall, George Washington	6-8	2	59	471 7.98
8. Curtis Withers, Charlotte	6-8	2	57	452 7.93
9. Alex Loughton, Old Dominion	6-9	2	56	411 7.34
10. Sheldon Williams, Duke	6-9	2	70	509 7.27

MOST ASSISTS PER GAME

Seniors (Min. 280 Asts.)

	Ht.	Yrs.	G	Ast.	Avg.
1. Aaron Miles, Kansas.....	6-1	3	108	738	6.83
2. Chris Thomas, Notre Dame.....	6-1	3	99	638	6.44
3. A.W. Hamilton, Marshall.....	6-3	2	54	296	5.48
4. Tory Cavalieri, St. Francis (N.Y.).....	6-0	3	87	460	5.29
5. Corey Santee, TCU.....	6-2	3	88	448	5.09
6. Mike Slattery, Delaware.....	6-0	3	87	439	5.05
7. Jason Forte, Brown.....	6-0	3	82	405	4.94
8. Alvin Cruz, Niagara.....	6-1	3	93	439	4.72
9. Travis Diener, Marquette.....	6-1	3	97	457	4.71
10. Rob Monroe, Quinnipiac.....	6-3	3	79	371	4.70

Juniors (Min. 150 Asts.)

1. Maurice Searight, Grambling.....	6-2	1	28	195	6.96
2. Raymond Felton, North Carolina.....	6-0	2	65	448	6.89
3. Walker Russell, Jacksonville St.....	6-0	1	28	182	6.50
4. Jarrett Jack, Georgia Tech.....	6-3	2	69	398	5.77
5. Matt Witt, Eastern Ky.....	6-0	2	57	304	5.33
6. Deron Williams, Illinois.....	6-3	2	62	330	5.32
7. C.J. Watson, Tennessee.....	6-2	2	58	305	5.26
8. DeAndre Haynes, Kent St.....	6-2	2	62	311	5.02
9. Louis Ford, Howard.....	5-6	2	49	245	5.00
10. Jose Juan Barea, Northeastern.....	5-11	2	54	259	4.80

MOST BLOCKED SHOTS PER GAME

Seniors (Min. 90 Blks.)

	Ht.	Yrs.	G	Blk.	Avg.
1. Deng Gai, Fairfield.....	6-9	3	70	277	3.96
2. Nick Billings, Binghamton.....	7-0	3	78	302	3.87
3. D'or Fischer, West Virginia.....	6-11	2	93	326	3.51
4. Moussa Badiane, East Caro.....	6-10	3	78	239	3.06
5. Michael Southall, La-Lafayette.....	6-10	3	58	165	2.84
6. Vili Morton, UC Riverside.....	6-8	3	54	126	2.33
7. Gabe Lee, Massachusetts.....	6-9	2	42	91	2.17
8. Josh Grant, Winthrop.....	6-10	3	65	125	1.92
9. Danny Granger, New Mexico.....	6-8	3	65	120	1.85
10. Tony Dixon, Towson.....	6-10	3	77	141	1.83

Juniors (Min. 65 Blks.)

1. Sheldon Williams, Duke.....	6-9	2	70	163	2.33
2. Jason Grant, Lamar.....	6-9	2	55	123	2.24
3. Dwayne Jones, St. Joseph's.....	6-11	2	62	123	1.98
4. Keith Butler, Temple.....	7-0	2	62	112	1.81
5. Torin Francis, Notre Dame.....	6-11	2	54	95	1.76
6. Quincy Davis, Tulane.....	6-9	2	48	78	1.63
7. Micheal Morris, Colorado St.....	6-4	2	57	83	1.46
8. Jason Fraser, Villanova.....	6-10	2	51	69	1.35
9. Shavlik Randolph, Duke.....	6-10	2	63	85	1.35
10. Rodney Carney, Memphis.....	6-7	2	58	78	1.34

MOST STEALS PER GAME

Seniors (Min. 120 Stls.)

	Ht.	Yrs.	G	Stl.	Avg.
1. Carlos Morban, Florida Int'l.....	6-2	3	80	204	2.55
2. Rawle Marshall, Oakland.....	6-7	3	58	140	2.41
3. Errick Craven, Southern California.....	6-2	3	88	203	2.31
4. Ian Boylan, Cal St. Northridge.....	6-6	3	87	190	2.18
5. Chakowby Hicks, Norfolk St.....	6-4	3	87	185	2.13
6. Tory Cavalieri, St. Francis (N.Y.).....	6-0	3	87	178	2.05
7. Rawle Marshall, Oakland.....	6-7	3	71	143	2.01
8. Aaron Miles, Kansas.....	6-1	3	108	214	1.98
9. Eddie Basden, Charlotte.....	6-5	3	89	171	1.92
10. Jason Forte, Brown.....	6-0	3	82	154	1.88

Juniors (Min. 70 Stls.)

1. Louis Ford, Howard.....	5-6	2	49	129	2.63
2. Tim Smith, East Tenn. St.....	5-9	2	63	155	2.46
3. Obie Trotter, Alabama A&M.....	6-1	2	56	134	2.39
4. Jeff Gloger, UC Irvine.....	6-4	2	57	135	2.37
5. E.J. Gordon, Stetson.....	6-4	2	53	121	2.28
6. Tyronn Mitchell, Northwestern St.....	6-1	2	53	119	2.25
7. Carldell Johnson, UAB.....	5-10	1	32	71	2.22
8. DaShawn Freeman, Sacramento St.....	5-11	2	57	119	2.09
9. Scottie Rice, Elon.....	6-4	2	56	111	1.98
10. Bryan Hopkins, Southern Methodist.....	6-0	2	58	114	1.97

2004 Division II Individual Leaders



West Virginia State's Mike Taylor (No. 3) averaged 24.4 points a game last season and was Division II's leader in three-point field goals per game.

Points Per Game

Rank	Name, Team	Cl	G	FGM	3FG	FT	PTS	PPG
1.	Lewis Muse, Concord.....	Jr.	26	308	0	125	741	28.5
2.	Rasheim Wright, Dist. Columbia.....	Jr.	27	263	45	155	726	26.9
3.	Ron Christy, Teikyo Post.....	Sr.	31	293	69	172	827	26.7
4.	Kenneth Barrett, Okla. Panhandle.....	Sr.	24	195	80	132	602	25.1
5.	Darnell Hinson, Northeastern St.....	Sr.	26	209	79	138	635	24.4
6.	Mike Taylor, West Virginia St.....	Sr.	32	250	140	141	781	24.4
7.	Flem Tucker, Albany St. (Ga.).....	Sr.	28	205	54	197	661	23.6
8.	Jake Chrisman, BYU-Hawaii.....	Jr.	29	270	23	112	675	23.3
9.	Yandel Brown, Columbus St.....	Jr.	31	254	116	88	712	23.0
10.	Carl Edwards, Charleston (W.V.).....	Sr.	25	215	24	118	572	22.9

Rank	Name, Team	Cl	G	FGM	3FG	FT	PTS	PPG
11.	Brad Oleson, Alas. Fairbanks.....	Jr.	30	230	79	147	686	22.9
12.	Nick Branting, Neb.-Kearney.....	Sr.	33	254	24	205	737	22.3
13.	Trae Fortier, Mont. St.-Billings.....	Jr.	23	172	46	123	513	22.3
14.	Phillip Godfrey, West Va. Tech.....	Sr.	28	212	97	103	624	22.3
15.	Josh Buetner, Michigan Tech.....	Jr.	30	249	33	137	668	22.3
16.	Brandon Hartley, St. Martin's.....	Sr.	27	219	54	105	597	22.1
17.	Chris Mortellaro, Drury.....	Sr.	32	235	6	217	693	21.7
18.	Anton Jenifer, Bowie St.....	Sr.	28	169	58	207	603	21.5
19.	Mark Jennings, Shepherd.....	Sr.	28	218	44	120	600	21.4
20.	Austin Nichols, Humboldt St.....	Sr.	34	239	66	184	728	21.4
21.	Demond Cowins, N.J. Inst. of Tech.....	Sr.	28	201	28	168	598	21.4
22.	Aaron Abrams, Hawaii Pacific.....	Sr.	26	193	70	98	554	21.3
23.	Ismael Caro, New Haven.....	Sr.	30	232	54	121	639	21.3
24.	Tommie King, South Dakota.....	Sr.	24	200	5	104	509	21.2
25.	Robert Day, Western Ore.....	Sr.	27	190	61	131	572	21.2
26.	Spencer Ross, Queens (N.C.).....	Sr.	29	199	84	130	612	21.1
27.	Stephen Bahl, Colorado Mines.....	Jr.	27	182	60	142	566	21.0
28.	Tayron Thomas, Philadelphia U.....	So.	26	200	20	124	544	20.9
29.	Anthony Greenup, Shaw.....	Sr.	24	210	0	81	501	20.9
30.	David Logan, Indianapolis.....	Jr.	30	229	91	69	618	20.6
31.	Terrance Bradley, Wheeling Jesuit.....	So.	28	179	98	119	575	20.5
32.	Charles Hanks, Bemidji St.....	Sr.	30	246	21	103	616	20.5
33.	David Young, N.C. Central.....	Sr.	29	208	66	112	594	20.5
34.	Jamel Staten, Minn. St.-Mankato.....	Jr.	28	193	54	133	573	20.5
35.	Ricardo Scott, Stonehill.....	Sr.	26	205	37	85	532	20.5
36.	Chris Brooks, Fla. Southern.....	Sr.	31	199	54	181	633	20.4
37.	Desmond Peoples, St. Augustine's.....	Sr.	28	210	4	147	571	20.4
38.	Matt Cahill, St. Anselm.....	So.	29	179	94	136	588	20.3
39.	Dallas Logan, Northwood.....	Sr.	29	218	27	124	587	20.2
40.	Bob Presner, Holy Family.....	Jr.	29	232	0	120	584	20.1
41.	Rico Grier, Pfeiffer.....	Jr.	34	224	79	157	684	20.1
42.	Billy McDaniel, Ark.-Monticello.....	So.	27	213	29	86	541	20.0
43.	Jonathan Harris, Elizabeth City St.....	Sr.	28	194	39	132	559	20.0
44.	Eddie Jackson, Pittsburg St.....	So.	29	179	84	132	574	19.8
45.	Chad Ware, Harding.....	Sr.	28	200	18	135	553	19.8
46.	Omari Pearson, Mansfield.....	Sr.	26	170	8	165	513	19.7
47.	Zach Carpenter, Ala.-Huntsville.....	Sr.	27	172	37	151	532	19.7
48.	Elad Inbar, Mass.-Lowell.....	Sr.	34	243	21	162	669	19.7
49.	Rich Baker, East Stroudsburg.....	Sr.	27	193	57	81	524	19.4
	Anthony Parker, Saginaw Valley.....	Jr.	27	175	51	123	524	19.4

Photo by West Virginia State Sports Information

Rank	Name, Team	Cl	G	FGM	3FG	FT	PTS	PPG
51.	Corey Seegers, St. Joseph's (Ind.)	Sr.	28	207	12	116	542	19.4
52.	Dontae Truitt, Ky. Wesleyan	Jr.	27	212	42	54	520	19.3
53.	Brent Walton, Philadelphia U.	Jr.	34	213	111	113	650	19.1
54.	Niko Nunogawa, St. Martin's	So.	27	216	19	65	516	19.1
55.	Rod Prater, West Tex. A&M	Sr.	26	157	64	118	496	19.1
56.	Joshua Helm, Mercyhurst	Sr.	28	215	7	96	533	19.0
57.	Jonathan Levy, Cal St. San B'dino	Sr.	29	187	70	108	552	19.0
58.	Sean Kelly, Western Ore.	Sr.	27	183	57	90	513	19.0
59.	Monta McGhee, Lewis	Sr.	31	208	28	143	587	18.9
60.	Jack Bain, UC-Colo. Spgs.	Sr.	27	185	50	91	511	18.9
	Matt Luedtke, Colorado Mines	Jr.	27	185	87	54	511	18.9
	Mike Wild, Holy Family	Sr.	27	193	50	75	511	18.9
63.	Brian Jamos, Concordia-St. Paul	Jr.	27	173	86	76	508	18.8
64.	Andre Dabney, Bloomfield	Fr.	30	189	59	125	562	18.7
65.	Bob Black, Goldey-Beacom	Jr.	25	178	53	59	468	18.7
66.	Keenan Dunn, Wingate	Sr.	28	181	85	74	521	18.6
67.	Romuald Augustin, Bryant	Sr.	33	194	87	138	613	18.6
68.	Ronald Lewis, Mars Hill	Sr.	29	159	64	156	538	18.6
69.	Anthony Frazier, Cheyney	Sr.	30	208	18	121	555	18.5
70.	Eric Freeman, Ky. Wesleyan	Sr.	27	170	48	111	499	18.5
71.	Peter Bullock, Alas. Anchorage	Sr.	30	196	4	156	552	18.4
72.	Brian Robinson, Assumption	Jr.	28	188	0	139	515	18.4
73.	Jonathan Griffin, Mo.-St. Louis	So.	27	157	29	153	496	18.4
74.	Brian Atkins, Concord	Sr.	29	187	53	104	531	18.3
75.	Jye Watson, Southampton	Sr.	27	179	60	76	494	18.3

Rebounds Per Game

Rank	Name, Team	Cl	G	REB	RPG
1.	Jack Bain, UC-Colo. Spgs.	Sr.	27	336	12.4
2.	Jakim Donaldson, Edinboro	Jr.	28	322	11.5
3.	Nick Wallery, Albany St. (Ga.)	Jr.	28	319	11.4
4.	Omari Pearson, Mansfield	Sr.	26	295	11.3
5.	Jason Chivers, Seattle Pacific	Jr.	26	293	11.3
6.	Desmond Peoples, St. Augustine's	Sr.	28	308	11.0
7.	Demond Cowins, N.J. Inst. of Tech.	Sr.	28	306	10.9
8.	Gordon James, Bridgeport	Sr.	28	305	10.9
9.	Billy McDaniel, Ark.-Monticello	So.	27	294	10.9
10.	Allen Early, Fort Valley St.	Sr.	29	301	10.4
11.	Ryan Pitts, Lenoir-Rhyne	Sr.	27	278	10.3
12.	Chad Jones, North Ala.	Sr.	24	247	10.3
13.	Lauriston Beech, Teikyo Post	Sr.	31	318	10.3
14.	Josh Obiajunwa, Benedict	Fr.	29	297	10.2
15.	Brian Atkins, Concord	Sr.	29	295	10.2
16.	Anthony Greenup, Shaw	Sr.	24	244	10.2
17.	Jerrell Jeffries, Felician	Sr.	29	294	10.1
18.	Ricky Johnson, Fairmont St.	Sr.	28	280	10.0
19.	Kenyon Gamble, Tuskegee	Jr.	28	277	9.9
20.	Eric Crookshank, Cal St. Dom. Hills	Jr.	22	217	9.9
21.	John Thomas, Columbus St.	Sr.	31	301	9.7
22.	Jason Wright, Indianapolis	Sr.	30	290	9.7
23.	Chris Mortellaro, Drury	Sr.	32	307	9.6
24.	Jamey Richardson, Pittsburg St.	Sr.	28	268	9.6
25.	Reggie McKoy, Kennesaw St.	Sr.	38	363	9.6
26.	Ronald Thompson, Morehouse	Sr.	30	282	9.4
27.	Peter Bullock, Alas. Anchorage	Sr.	30	278	9.3
28.	Fred Hooks, Humboldt St.	Sr.	34	312	9.2
29.	Tony Cornett, West Virginia St.	Fr.	32	292	9.1
30.	Alwyn Waldron, Mercy	Jr.	26	237	9.1
31.	Tucker Pierson, Abilene Christian	Sr.	26	236	9.1
32.	Justin Leith, Merrimack	Sr.	29	263	9.1
33.	Kenny Haywood, Fayetteville St.	Sr.	29	262	9.0
34.	Lynell Ingram, West Va. Wesleyan	Jr.	28	251	9.0
35.	Jelani Watson, West Va. Wesleyan	Sr.	28	250	8.9
36.	Austin Christensen, Regis (Colo.)	Jr.	27	240	8.9
37.	Justen Naughton, Cal St. L.A.	Sr.	27	238	8.8
38.	Jamaal Hunnicutt, Eastern N.M.	Jr.	29	254	8.8
	Bilal Salaam, Kutztown	Jr.	29	254	8.8
40.	Monta McGhee, Lewis	Sr.	31	268	8.6
41.	Nick Perez, Barry	Jr.	28	242	8.6
42.	Steve Parillon, Henderson St.	Sr.	30	259	8.6
43.	Kofi Danquah, West Chester	Sr.	28	241	8.6
	Ryan Wells, Clarion	Jr.	28	241	8.6
45.	Maurice Brown, Saginaw Valley	Sr.	22	189	8.6
46.	John Fulton, Johnson Smith	So.	29	249	8.6
47.	Kendrick Harris, Queens (N.C.)	So.	24	206	8.6
48.	Jerett Skrifvars, Mont. St.-Billings	Sr.	26	223	8.6
49.	Derek Fey, St. Joseph's (Ind.)	So.	21	180	8.6
50.	Brandon Norris, Adams St.	Sr.	31	265	8.5

Blocked Shots Per Game

Rank	Name, Team	Cl	G	BLKS	BKPG
1.	Kenyon Gamble, Tuskegee	Jr.	28	142	5.1
2.	Bilal Salaam, Kutztown	Jr.	29	101	3.5
3.	Caleb Halcomb, Bellarmine	Sr.	27	94	3.5
4.	Melvin Whitaker, N.C. Central	Sr.	22	73	3.3
5.	Moustapha Diouf, Queens (N.C.)	Sr.	28	85	3.0
6.	Avis Wyatt, Virginia St.	Sr.	30	84	2.8
7.	Esosa Imoisili, Shepherd	Jr.	28	78	2.8
8.	Jamey Richardson, Pittsburg St.	Sr.	28	77	2.8
	Anthony Greenup, Shaw	Sr.	24	66	2.8
10.	Carlos Silva, West Tex. A&M	Jr.	28	72	2.6
11.	Pat Schumacher, Central Mo. St.	Jr.	23	55	2.4
12.	Bryan Grier, Wingate	Fr.	28	65	2.3
13.	Jay Van Hook, Central Wash.	Sr.	27	62	2.3
14.	Jakim Donaldson, Edinboro	Jr.	28	62	2.2
15.	Andrew Harlie, Okla. Panhandle	Sr.	24	52	2.2
16.	Sam Grannum, West Chester	Sr.	27	58	2.1
17.	Daryl Jacobs, Shaw	Fr.	24	49	2.0
18.	Ryan Boles, California (Pa.)	Sr.	28	57	2.0
19.	Fred Hooks, Humboldt St.	Sr.	34	69	2.0
20.	Demond Cowins, N.J. Inst. of Tech.	Sr.	28	56	2.0
	Oswaldo Haynes, Anderson (S.C.)	Jr.	28	56	2.0
22.	Ronald Thompson, Morehouse	Sr.	30	58	1.9
23.	Chris Whitfield, Minn. St.-Mankato	So.	28	54	1.9
24.	Todd Williams, S.C.-Aiken	Sr.	23	44	1.9
25.	Solomon Wyatt, St. Martin's	Jr.	27	51	1.9
26.	Steve Anderson, South Dakota	Jr.	32	60	1.9
27.	Eric Babers, Southeastern Okla.	Fr.	27	50	1.9
28.	Thaddeus Daggett, Tex. A&M-Commerce	Sr.	27	49	1.8
29.	Jason Chivers, Seattle Pacific	Jr.	26	47	1.8
30.	Jon Rogers, Valdosta St.	So.	29	52	1.8
31.	Seth Scott, Bloomsburg	Jr.	27	48	1.8
32.	Dan Heimos, SIU Edwardsville	Jr.	27	47	1.7
33.	Brian Robinson, Assumption	Jr.	28	48	1.7
34.	Ricky Johnson, Fairmont St.	Sr.	28	47	1.7
	Oneil Morgan, Pace	Fr.	28	47	1.7
36.	Mike Williams, Bryant	Jr.	33	55	1.7
37.	Ryan Pitts, Lenoir-Rhyne	Sr.	27	44	1.6
38.	Lester Strong, Metro St.	Sr.	35	57	1.6
39.	Todd Rypkema, North Dakota	Jr.	27	43	1.6
40.	Roman Davis, Lenoir-Rhyne	Jr.	28	44	1.6
41.	David Henderson, Southwest Baptist	Sr.	25	39	1.6
42.	Louis McCullough, Francis Marion	Jr.	31	48	1.5
43.	Ian Atkins, Bemidji St.	Jr.	24	37	1.5
44.	Michah Davenport, Millersville	Sr.	26	40	1.5
45.	Justin Jefferson, Angelo St.	Jr.	25	38	1.5
46.	Bob Presner, Holy Family	Jr.	29	44	1.5
47.	Jon Krumtinger, Quincy	Jr.	28	42	1.5
	Delbert Randall, St. Michael's	Sr.	26	39	1.5
49.	Nick Branting, Neb.-Kearney	Sr.	33	49	1.5
50.	Bryan Lee, Grand Canyon	Fr.	27	40	1.5

Steals Per Game

Rank	Name, Team	Cl	G	ST	STPG
1.	Luqman Jaaber, Virginia Union	Jr.	30	103	3.4
2.	Luke Kendall, Metro St.	Sr.	34	114	3.4
3.	Fred Nichols, Cal St. Bakersfield	Sr.	28	90	3.2
4.	Ron Harris, Caldwell	Jr.	27	83	3.1
5.	Hiram Ocasio, Mo. Southern St.	Jr.	28	86	3.1
6.	Manix Auriantahl, NYIT	Sr.	30	89	3.0
7.	Matt Vaughn, Colo. Christian	Jr.	28	80	2.9
8.	Marcus Hudson, Shippensburg	So.	27	76	2.8
9.	Andre Dabney, Bloomfield	Fr.	30	83	2.8
10.	John Baiano, Southern N.H.	So.	32	86	2.7
11.	Deshawn Bowman, Columbus St.	Sr.	27	71	2.6
12.	Brandon Hartley, St. Martin's	Sr.	27	70	2.6
13.	Ismael Caro, New Haven	Sr.	30	76	2.5
14.	Cliff Green, Abilene Christian	Sr.	27	68	2.5
15.	C.J. Paul, S.C.-Spartanburg	Jr.	27	67	2.5
16.	Terrence Hill, Kennesaw St.	Sr.	38	94	2.5
17.	Pershin Williams, North Fla.	Sr.	28	69	2.5
18.	Ed Peterson, Indiana (Pa.)	So.	31	76	2.5
19.	Ronald Lewis, Mars Hill	Sr.	29	71	2.4
20.	Ronnie Banks, Mo.-St. Louis	Sr.	27	66	2.4
21.	Aaron Parsons, Dist. Columbia	So.	26	63	2.4
22.	Josh Mueller, South Dakota	Jr.	32	76	2.4
23.	Carlton Epps, Ferris St.	Jr.	28	66	2.4
	Shahar Golan, Assumption	Sr.	28	66	2.4
	Adam Lubbehusen, Oakland City	Jr.	28	66	2.4

Rank	Name, Team	Cl	G	ST	STPG
	Justin Shouse, Mercyhurst	Sr.	28	66	2.4
27.	Eric Castorina, Indiana (Pa.)	Jr.	31	73	2.4
28.	Chris Kozole, Holy Family	So.	29	68	2.3
29.	Dustin Pfeifer, Findlay	So.	32	75	2.3
30.	Travis Williams, Ouachita Baptist	Jr.	28	64	2.3
31.	Andrew Harding, Glenville St.	Sr.	28	63	2.3
32.	Mark Borders, Tampa	So.	29	65	2.2
33.	Terence Wilkins, Teikyo Post	Sr.	31	69	2.2
34.	Nate Lewis, Paine	Sr.	28	62	2.2
35.	Brad Oleson, Alas. Fairbanks	Jr.	30	66	2.2
	Billy White, St. Mary's (Tex.)	Jr.	30	66	2.2
37.	Austin Faber, Lynn	Sr.	28	61	2.2
38.	Marquise Richardson, South Dakota St.	Sr.	34	73	2.1
39.	Ryan Wells, Clarion	Jr.	28	60	2.1
40.	Michael Dupree, Kentucky St.	Sr.	29	62	2.1
41.	Maurice Horton, Mount Olive	So.	30	64	2.1
42.	Jarron Hinton, Francis Marion	Sr.	31	66	2.1
43.	Jack Bain, UC-Colo. Spgs.	Sr.	27	57	2.1
44.	Keenan Dunn, Wingate	Sr.	28	59	2.1
45.	Jerome Givens, Johnson Smith	Fr.	29	61	2.1
	Beau Nobmann, BYU-Hawaii	Sr.	29	61	2.1
47.	Darius Hargrove, Virginia Union	So.	30	63	2.1
48.	Robert Day, Western Ore.	Sr.	27	56	2.1
	Imbert Prosper, Tuskegee	Jr.	27	56	2.1
50.	Thomas Vincent, Emporia St.	Sr.	29	60	2.1

Assists Per Game

Rank	Name, Team	Cl	G	AST	APG
1.	Deshawn Bowman, Columbus St.	Sr.	27	220	8.1
2.	Jamie Holden, St. Joseph's (Ind.)	Sr.	27	208	7.7
3.	Josh Mueller, South Dakota	Jr.	32	246	7.7
4.	Te'Ron Reed, Cal St. San B'dino	Sr.	29	212	7.3
5.	Darnell Miller, West Ga.	Jr.	30	208	6.9
6.	Mark White, Humboldt St.	Sr.	34	235	6.9
7.	Ben Fordham, Charleston (W.V.)	Sr.	30	202	6.7
8.	Eric Faber, Rollins	Jr.	33	215	6.5
9.	Leon Pursoo, Southampton	Jr.	24	156	6.5
10.	Alex Carlson, St. Cloud St.	Sr.	28	180	6.4
11.	Mark Borders, Tampa	So.	29	186	6.4
12.	Kevin Tyner, Western Ore.	So.	26	166	6.4
13.	Rob Thorpe, Le Moyne	Sr.	28	177	6.3
14.	Terence Wilkins, Teikyo Post	Sr.	31	193	6.2
15.	Andre Dabney, Bloomfield	Fr.	30	186	6.2
16.	Dennis Springs, Ferris St.	So.	27	167	6.2
17.	Zak Kirchgassner, Nova Southeastern	Sr.	27	166	6.1
18.	Jerome Givens, Johnson Smith	Fr.	29	178	6.1
19.	Chad Sheffield, Neb.-Kearney	Sr.	33	200	6.1
20.	Derek Olich, Northwest Nazarene	Jr.	25	151	6.0
21.	Christopher Dunn, West Virginia St.	So.	32	189	5.9
22.	Ismael Caro, New Haven	Sr.	30	175	5.8
23.	Steve Smiley, Northern St.	Sr.	31	180	5.8
24.	James Roberson, Bemidji St.	Jr.	29	167	5.8
25.	Pershin Williams, North Fla.	Sr.	28	161	5.8
26.	Rico Grier, Pfeiffer	Jr.	34	193	5.7
27.	Marcus Hudson, Shippensburg	So.	27	152	5.6
28.	David Carse, Mont. St.-Billings	Sr.	26	146	5.6
29.	Hassan Washington, Queens (N.Y.)	Fr.	27	150	5.6
30.	Andrew Harding, Glenville St.	Sr.	28	155	5.5
31.	Luqman Jaaber, Virginia Union	Jr.	30	166	5.5
32.	Abdul Smith, Bridgeport	Sr.	29	160	5.5
33.	Rashad Price, Lenoir-Rhyne	Sr.	28	154	5.5
	Justin Shouse, Mercyhurst	Sr.	28	154	5.5
35.	Spencer Ross, Queens (N.C.)	Sr.	29	159	5.5
36.	Rojelio Grady, Saginaw Valley	Jr.	27	147	5.4
37.	Austin Faber, Lynn	Sr.	28	152	5.4
	Sean Rowland, Northern Ky.	Jr.	28	152	5.4
39.	James Tucker, N.C. Central	Sr.	29	156	5.4
40.	Cliff Green, Abilene Christian	Sr.	27	145	5.4
41.	Bobby Murgo, Merrimack	So.	29	155	5.3
42.	Adrian Porter, Lincoln Memorial	Jr.	27	144	5.3
43.	Adam Bliven, Adams St.	Sr.	31	165	5.3
44.	Ameer Watts, Mo. Southern St.	Sr.	28	149	5.3
45.	Jarron Hinton, Francis Marion	Sr.	31	164	5.3
46.	Chris Kozole, Holy Family	So.	29	153	5.3
47.	Luke Kendall, Metro St.	Sr.	34	178	5.2
48.	Brett Storm, Philadelphia U.	Sr.	33	172	5.2
49.	John Baiano, Southern N.H.	So.	32	166	5.2
50.	Shawn Poppie, Limestone	Fr.	29	150	5.2

Field-Goal Percentage

Min. 5 FGM/G

Rank	Name, Team	Cl	G	FGM	FGA	FG%
1.	Anthony Greenup, Shaw	Sr.	24	210	296	70.9
2.	Ralph Brown, Virginia Union	Jr.	30	175	252	69.4
3.	Brian Robinson, Assumption	Jr.	28	188	273	68.9
4.	Turner Trofholz, South Dakota	So.	32	165	241	68.5
5.	Damien Argrett, Pfeiffer	Jr.	34	190	299	63.5
6.	Brad Hawks, Tusculum	Jr.	27	173	276	62.7
7.	Nick Brooks, Fort Lewis	Jr.	28	141	225	62.7
8.	Lester Strong, Metro St.	Sr.	35	189	303	62.4
9.	Kofi Danquah, West Chester	Sr.	28	155	249	62.2
10.	Pat Schumacher, Central Mo. St.	Jr.	23	117	188	62.2
11.	Lewis Muse, Concord	Jr.	26	308	496	62.1
12.	Shaun Bertin, Queens (N.Y.)	So.	27	180	291	61.9
13.	Brett Cain, Wayne St. (Neb.)	Jr.	28	175	288	60.8
14.	Chris Cobbina, Ohio Valley	So.	28	195	321	60.7
15.	David Stephens, Tarleton St.	Jr.	32	166	279	59.5
16.	Adonist Barber, St. Rose	Jr.	29	154	260	59.2
17.	Charles Hanks, Bemidji St.	Sr.	30	246	416	59.1
18.	Brian Tomko, Philadelphia U.	Jr.	30	158	268	59.0
19.	Bob Presner, Holy Family	Jr.	29	232	396	58.6
20.	Brad Oleson, Alas. Fairbanks	Jr.	30	230	393	58.5
21.	Justen Naughton, Cal St. L.A.	Sr.	27	143	246	58.1
22.	Ronald Thompson, Morehouse	Sr.	30	206	355	58.0
23.	Niko Nunogawa, St. Martin's	So.	27	216	373	57.9
24.	Jake Chrisman, BYU-Hawaii	Jr.	29	270	467	57.8
25.	Solomon Wyatt, St. Martin's	Jr.	27	138	239	57.7
26.	Jeremy Brown, Southeastern Okla.	Jr.	24	153	265	57.7
27.	Audly Wehner, Winston-Salem	Fr.	27	150	260	57.7
28.	Robert Villanueva, Queens (N.Y.)	Sr.	23	132	230	57.4
29.	Chris Johnson, Incarnate Word	Sr.	27	141	246	57.3
30.	Brent Hobba, Colo. Christian	Jr.	28	155	271	57.2
31.	Tyrone Hammonds, Alderson-Broaddus	Sr.	31	167	292	57.2
32.	Matt Hammer, Northern St.	So.	31	164	287	57.1
33.	Austin Christensen, Regis (Colo.)	Jr.	27	161	282	57.1
34.	Roman Davis, Lenoir-Rhyne	Jr.	28	190	333	57.1
35.	Cliff Charles, Tusculum	Sr.	26	139	244	57.0
36.	Randy Williams, Francis Marion	Sr.	31	169	297	56.9
37.	Chad Crawford, Cameron	Sr.	27	145	255	56.9
	Terry George, St. Rose	Jr.	29	145	255	56.9
39.	Dusty Jura, Neb.-Kearney	Fr.	32	179	315	56.8
40.	Stacey Moragne, Mass.-Lowell	So.	34	228	403	56.6
41.	Michah Davenport, Millersville	Sr.	26	148	262	56.5
42.	Geoff Husted, Gannon	Jr.	30	186	330	56.4
43.	Joe Travis, Hawaii-Hilo	Jr.	25	140	249	56.2
44.	Todd Rypkema, North Dakota	Jr.	27	181	322	56.2
45.	Chris Brattell, Phila. Sciences	Jr.	27	138	246	56.1
46.	Aaron Busack, Northern St.	So.	31	163	291	56.0
47.	Danley Shank, Shepherd	So.	28	181	324	55.9
48.	Dontae Truitt, Ky. Wesleyan	Jr.	27	212	380	55.8
49.	Charles Bankhead, Benedict	Jr.	24	128	230	55.7
50.	Travis Robbins, Washburn	Jr.	32	164	296	55.4

Free-Throw Percentage

Minimum 2.5 Free Throws Made per Game

Rank	Name, Team	Cl	G	FT	FTA	FT%
1.	Ralph Steele, Seattle Pacific	Jr.	27	82	90	91.1
2.	Terrence Mirabal, N.M. Highlands	So.	21	56	62	90.3
3.	Dusty Smith, Wayne St. (Neb.)	So.	28	72	80	90.0
4.	Victor Pierson, Bellarmine	Sr.	27	69	77	89.6
5.	Luqman Jaaber, Virginia Union	Jr.	30	91	102	89.2
6.	Rico Grier, Pfeiffer	Jr.	34	157	176	89.2
7.	Jajuan Davis, Slippery Rock	Jr.	23	66	74	89.2
8.	John Green, Barton	Sr.	27	98	110	89.1
	Brett Longpre, Mansfield	Sr.	28	98	110	89.1
10.	Cory Coe, Hillsdale	So.	26	86	97	88.7
11.	Romuald Augustin, Bryant	Sr.	33	138	156	88.5
12.	Tyreek Rameur, Lees-McRae	So.	27	76	86	88.4
13.	Jason Burrell, Western Wash.	Sr.	25	128	145	88.3
14.	Marvin Noble, Hawaii Pacific	Sr.	26	90	102	88.2
15.	Jan Wieland, Goldkey-Beacom	Fr.	25	74	84	88.1

Rank	Name, Team	Cl	G	FT	FTA	FT%
16.	Stephen Dye, Alderson-Broaddus	Jr.	34	95	108	88.0
17.	Zak Kirchgasser, Nova Southeastern	Sr.	27	73	83	88.0
18.	Shawn Oponui, BYU-Hawaii	So.	29	116	132	87.9
19.	Jeremy Mcfall, Central Mo. St.	Sr.	28	79	90	87.8
20.	Ike Muonelo, Mo.-Rolla	Sr.	28	121	138	87.7
21.	Brian Faulstich, Cal St. Chico	Sr.	28	73	84	86.9
22.	Kenneth Barrett, Okla. Panhandle	Sr.	24	132	152	86.8
23.	Tim Forbes, Bentley	So.	29	122	141	86.5
24.	Tarvoris Uzoigwe, Henderson St.	Jr.	29	83	96	86.5
25.	Paul Cordasco, Molloy	Sr.	28	70	81	86.4
26.	Jamel Staten, Minn. St.-Mankato	Jr.	28	133	154	86.4
27.	Josh Mueller, South Dakota	Jr.	32	125	145	86.2
	Terrance Vaughns, Clarion	So.	28	75	87	86.2
29.	Patrick Tunstead, NYIT	Jr.	31	87	101	86.1
30.	Spencer Ross, Queens (N.C.)	Sr.	29	130	151	86.1
31.	Fowzi Abdelsamad, UC Davis	Jr.	27	79	92	85.9
32.	Jimmie Hunt, Franklin Pierce	Sr.	28	127	148	85.8
33.	Brandon Shipman, Limestone	Jr.	29	93	109	85.3
34.	Craig Shoen, Ky. Wesleyan	So.	30	87	102	85.3
35.	Phillip Godfrey, West Va. Tech	Sr.	28	103	121	85.1
	Nate Miller, St. Cloud St.	Jr.	28	103	121	85.1
37.	Danley Shank, Shepherd	So.	28	120	141	85.1
38.	Brent Welton, Philadelphia U.	Jr.	34	113	133	85.0
39.	Mark White, Humboldt St.	Sr.	34	101	119	84.9
40.	Darren McCrillis, Harding	Sr.	28	84	99	84.8
41.	Sky Wilson, Northwest Mo. St.	Jr.	32	134	158	84.8
42.	Austin Nichols, Humboldt St.	Sr.	34	184	217	84.8
43.	Ronald Lewis, Mars Hill	Sr.	29	156	184	84.8
	C.J. Paul, S.C.-Spartanburg	Jr.	27	78	92	84.8
45.	Nick Branting, Neb.-Kearney	Sr.	33	205	242	84.7
46.	John Sikiric, Queens (N.Y.)	Jr.	27	82	97	84.5
47.	Elad Inbar, Mass.-Lowell	Sr.	34	162	192	84.4
48.	Matt Vaughn, Colo. Christian	Jr.	28	113	134	84.3
49.	Mike Johnson, North Dakota	Jr.	28	91	108	84.3
50.	Jim Moore, St. Anselm	So.	29	123	146	84.2

Three-Point Field-Goal Percentage

Minimum 2.5 3-Pt. Field Goals Made per Game

Rank	Name, Team	Cl	G	3FG	3FGA	3FG%
1.	Derek Archer, Wayne St. (Neb.)	Jr.	28	77	142	54.2
	Shawn Oponui, BYU-Hawaii	So.	29	77	142	54.2
3.	Nick Mezyk, Pitt.-Johnstown	So.	26	65	123	52.8
4.	Carlton Epps, Ferris St.	Jr.	28	72	143	50.3
5.	Dean Pogodzinski, Wis.-Parkside	Sr.	27	81	161	50.3
6.	Kemmy Burgess, Alas. Anchorage	Jr.	30	100	200	50.0
	Matt Cahill, St. Anselm	So.	29	94	188	50.0
	Jordan Lee, Seattle Pacific	Jr.	27	68	136	50.0
9.	Mike Patrick, Wheeling Jesuit	Sr.	23	69	139	49.6
10.	Ben Nemmers, North Dakota St.	Sr.	28	74	152	48.7
11.	Tim Granold, Pfeiffer	Jr.	34	100	206	48.5
12.	Chad Dircks, Rollins	Sr.	33	93	194	47.9
13.	Adam Daley, Bemidji St.	Sr.	30	79	165	47.9
14.	Josh Pearson, Oakland City	Sr.	30	106	223	47.5
15.	Craig Roosendaal, Western Wash.	Jr.	25	77	162	47.5
16.	Brad Oleson, Alas. Fairbanks	Jr.	30	79	168	47.0
17.	Kashif Reyes, Chaminade	Sr.	24	67	143	46.9
18.	Darnell Hinson, Northeastern St.	Sr.	26	79	170	46.5
19.	Spencer Ross, Queens (N.C.)	Sr.	29	84	182	46.2
20.	Derek Paben, South Dakota	Sr.	32	89	193	46.1
21.	John Sikiric, Queens (N.Y.)	Jr.	27	71	156	45.5
22.	Rob Neal, West Ga.	Sr.	30	80	176	45.5
23.	Jim Holsworth, St. Anselm	So.	29	77	171	45.0
24.	Kerry Darting, Mo.-Rolla	Sr.	27	90	201	44.8
25.	Brian Jamros, Concordia-St. Paul	Jr.	27	86	194	44.3
26.	Stephen Dye, Alderson-Broaddus	Jr.	34	129	295	43.7
27.	Jarrett Brown, Southwest Baptist	Sr.	26	77	177	43.5
28.	Brett Longpre', Mansfield	Sr.	28	83	195	42.6
29.	Jason Marcotte, Michigan Tech	Jr.	30	103	242	42.6
30.	Braun Dabbs, Carson-Newman	Jr.	28	76	179	42.5
31.	Romuald Augustin, Bryant	Sr.	33	87	205	42.4
32.	Terrance Bradley, Wheeling Jesuit	So.	28	98	231	42.4

Rank	Name, Team	Cl	G	3FG	3FGA	3FG%
33.	Clint Weddle, Oakland City	Sr.	30	108	255	42.4
34.	Thomas Vincent, Emporia St.	Sr.	29	79	187	42.2
35.	William Brown, Tex. A&M-Kingsville	Sr.	30	82	195	42.1
36.	Deon Mingo, Bloomfield	Sr.	29	93	222	41.9
37.	Keenan Dunn, Wingate	Sr.	28	85	203	41.9
38.	J.C. Henry, Livingstone	Sr.	23	71	170	41.8
39.	Jeremy Amos, Cameron	Sr.	27	73	177	41.2
40.	Mike Kelsey, Northern Ky.	Jr.	28	83	202	41.1
41.	Andy Moeller, South Dakota St.	Jr.	34	85	207	41.1
42.	Brent Welton, Philadelphia U.	Jr.	34	111	271	41.0
43.	Mike Jones, St. Paul's	Sr.	28	85	209	40.7
44.	Ike Muonelo, Mo.-Rolla	Sr.	28	77	190	40.5
45.	Derek Cline, Northeastern St.	Sr.	30	86	213	40.4
46.	David Logan, Indianapolis	Jr.	30	91	226	40.3
47.	Brian Vecchio, Colorado St.-Pueblo	Jr.	28	72	180	40.0
48.	Terrence Mirabal, N.M. Highlands	So.	21	56	141	39.7
49.	David Carse, Mont. St.-Billings	Sr.	26	88	224	39.3
50.	Tarvoris Uzoigwe, Henderson St.	Jr.	29	99	255	38.8

Three-Point Field Goals Per Game

Rank	Name, Team	Cl	G	3FG	3PG
1.	Mike Taylor, West Virginia St.	Sr.	32	140	4.4
2.	Michael Gordon, Columbia Union	Sr.	26	101	3.9
3.	Stephen Dye, Alderson-Broaddus	Jr.	34	129	3.8
4.	Yandel Brown, Columbus St.	Jr.	31	116	3.7
5.	Clint Weddle, Oakland City	Sr.	30	108	3.6
6.	Josh Pearson, Oakland City	Sr.	30	106	3.5
7.	Terrance Bradley, Wheeling Jesuit	So.	28	98	3.5
8.	Phillip Godfrey, West Va. Tech	Sr.	28	97	3.5
9.	Jason Marcotte, Michigan Tech	Jr.	30	103	3.4
10.	Aaron Dugger, Lees-McRae	So.	28	96	3.4
11.	Tarvoris Uzoigwe, Henderson St.	Jr.	29	99	3.4
	Allen Van Norden, Bowie St.	Sr.	29	99	3.4
13.	David Carse, Mont. St.-Billings	Sr.	26	88	3.4
14.	Jason Jackson, Western N.M.	Fr.	27	91	3.4
15.	Kemmy Burgess, Alas. Anchorage	Jr.	30	100	3.3
	Kerry Darting, Mo.-Rolla	Sr.	27	90	3.3
	Kenneth Barrett, Okla. Panhandle	Sr.	24	80	3.3
18.	Brent Welton, Philadelphia U.	Jr.	34	111	3.3
19.	Willie Thomas, Ferris St.	Sr.	28	91	3.3
20.	Matt Cahill, St. Anselm	So.	29	94	3.2
21.	Matt Luedtke, Colorado Mines	Jr.	27	87	3.2
22.	Deon Mingo, Bloomfield	Jr.	29	93	3.2
23.	Brian Jamros, Concordia-St. Paul	Jr.	27	86	3.2
24.	Ryan Haigh, Holy Family	So.	29	91	3.1
25.	J.C. Henry, Livingstone	Sr.	23	71	3.1
26.	Craig Roosendaal, Western Wash.	Jr.	25	77	3.1
27.	Darnell Hinson, Northeastern St.	Sr.	26	79	3.0
28.	Keenan Dunn, Wingate	Sr.	28	85	3.0
	Mike Jones, St. Paul's	Sr.	28	85	3.0
30.	Sean Cooke, Bentley	So.	29	88	3.0
31.	David Logan, Indianapolis	Jr.	30	91	3.0
32.	Dean Pogodzinski, Wis.-Parkside	Jr.	27	81	3.0
	Mike Patrick, Wheeling Jesuit	Sr.	23	69	3.0
34.	Germyne Forbes, West Ga.	Sr.	30	89	3.0
35.	Mike Kelsey, Northern Ky.	Jr.	28	83	3.0
	Brett Longpre', Mansfield	Sr.	28	83	3.0
37.	David Baxter, Abilene Christian	Jr.	27	80	3.0
38.	Jarrett Brown, Southwest Baptist	Sr.	26	77	3.0
39.	Tim Granold, Pfeiffer	Jr.	34	100	2.9
40.	Eddie Jackson, Pittsburg St.	So.	29	84	2.9
	Spencer Ross, Queens (N.C.)	Jr.	29	84	2.9
42.	Derek Cline, Northeastern St.	Sr.	30	86	2.9
43.	B.J. Timmons, Queens (N.C.)	Jr.	29	82	2.8
44.	Chad Dircks, Rollins	Sr.	33	93	2.8
45.	Dion Thompson, Dist. Columbia	Sr.	27	76	2.8
	Will Watson, Delta St.	Jr.	27	76	2.8
	Buddy Windy Boy, Mont. St.-Billings	So.	27	76	2.8
48.	Kluis Wimbush, Nova Southeastern	Jr.	26	73	2.8
49.	Kashif Reyes, Chaminade	Sr.	24	67	2.8
50.	Derek Paben, South Dakota	Sr.	32	89	2.8

2004 Division II Game Highs

Individual Highs

POINTS

Rank	Name, Team	Cl	vs. Opponent	Game Date	PTS
1.	Taylor Patterson, Kennesaw St.	Fr.	Carver Bible	12/15/2003	55
2.	Thomas Vincent, Emporia St.	Sr.	Southwest Baptist	2/28/2004	52
3.	Mike Kelsey, Northern Ky.	Jr.	Indianapolis	1/02/2004	50
4.	David Logan, Indianapolis	Jr.	Ky. Wesleyan	2/26/2004	47
	Dontae Truitt, Ky. Wesleyan	Jr.	Bellarmine	2/05/2004	47
	Jonathan Harris, Elizabeth City St.	Sr.	St. Augustine's	1/13/2004	47
7.	Darnell Hinson, Northeastern St.	Sr.	Southwestern Okla.	2/26/2004	46
	William Brown, Tex. A&M-Kingsville	Sr.	Eastern N.M.	2/19/2004	46
	Jack Bain, UC-Colo. Spgs.	Sr.	Johnson & Wales (CO)	2/17/2004	46
	Ismael Caro, New Haven	Sr.	Bentley	1/26/2004	46
11.	Mark Jennings, Shepherd	Sr.	Charleston (W.Va.)	1/24/2004	44
	David Logan, Indianapolis	Jr.	Northern Ky.	1/02/2004	44
13.	Jake Chrisman, BYU-Hawaii	Jr.	Mont. St.-Billings	2/12/2004	42
	Ron Christy, Teikyo Post	Sr.	Phila. Sciences	2/07/2004	42
15.	Nate Miller, St. Cloud St.	Jr.	Central Wash.	11/22/2003	41
16.	Ron Christy, Teikyo Post	Sr.	N.J. Inst. of Tech.	2/04/2004	40
	Lewis Muse, Concord	Jr.	Alderson-Broadus	2/02/2004	40
	Jamel Staten, Minn. St.-Mankato	Jr.	St. Cloud St.	1/31/2004	40
	Andre Dabney, Bloomfield	Fr.	N.J. Inst. of Tech.	1/13/2004	40
	Fred Hooks, Humboldt St.	Sr.	Western Wash.	1/08/2004	40
	Rasheim Wright, Dist. Columbia	Jr.	N.C. Central	12/30/2003	40
	Matt Enriquez, Western N.M.	So.	N.M. Highlands	12/02/2003	40
	Lewis Muse, Concord	Jr.	Bluefield St.	11/28/2003	40

FIELD-GOAL PERCENTAGE

Minimum 10 made

Rank	Name, Team	Cl	vs. Opponent	Game Date	FG%	FGM	FGA
1.	Josh Buettnr, Michigan Tech.	Jr.	Grand Valley St.	2/07/2004	100.0	11	11
	Winfred Craig, Arkansas Tech	Sr.	Delta St.	2/28/2004	100.0	10	10
	Jarred Perry, Mesa St.	Jr.	UC-Colo. Spgs.	2/27/2004	100.0	10	10
	Audy Wehner, Winston-Salem	Fr.	Johnson Smith	1/18/2004	100.0	10	10
5.	Chris Cobbina, Ohio Valley	So.	Concord	2/16/2004	94.1	16	17
	Chad Crawford, Cameron	Sr.	SW'ern of Chr. Min.	11/25/2003	94.1	16	17
7.	Ralph Brown, Virginia Union	Jr.	Fayetteville St.	1/06/2004	93.3	14	15
8.	Brandon Brochinsky, Adams St.	Sr.	Western St.	2/13/2004	92.9	13	14
	Russell Scott, Oakland City	Jr.	OU-Lancaster	11/28/2003	92.9	13	14
10.	Bob Presner, Holy Family	Jr.	Wilmington (Del.)	2/28/2004	91.7	11	12
	Darrell Redmond, Mo. Southern St.	Sr.	Emporia St.	2/11/2004	91.7	11	12
	Aaron Green, North Dakota	St. Fr.	Northern St.	12/30/2003	91.7	11	12
13.	Eric Griffo, Chadron St.	Jr.	Colo. Christian	2/21/2004	90.9	10	11
	Steve Parillon, Henderson St.	Sr.	Southern Ark.	2/09/2004	90.9	10	11
	Matt Hammer, Northern St.	So.	Wayne St. (Neb.)	1/30/2004	90.9	10	11
	Tyler Mitchell, Central Wash.	Sr.	Seattle Pacific	1/22/2004	90.9	10	11
	Ash Cannan, Colo. Christian	Jr.	Western St.	12/13/2003	90.9	10	11
	Kevin White, Ouachita Baptist	Jr.	Philander Smith	12/03/2003	90.9	10	11
	Steve Bradley, North Dakota	Jr.	Minn.-Morris	11/24/2003	90.9	10	11
	Adam Heitzman, Christian Bros.	Sr.	West Va. Wesleyan	11/21/2003	90.9	10	11
	Brian Westre, Mo.-Rolla	Sr.	Mo.-St. Louis	11/15/2003	90.9	10	11

THREE-POINT FIELD GOALS MADE

Rank	Name, Team	Cl	vs. Opponent	Game Date	3FG
1.	Thomas Vincent, Emporia St.	Sr.	Southwest Baptist	2/28/2004	16
2.	Taylor Patterson, Kennesaw St.	Fr.	Carver Bible	12/15/2003	14
3.	Kashif Reyes, Chaminade	Sr.	Hawaii Pacific	3/03/2004	10
	Buddy Windy Boy, Mont. St.-Billings	So.	Hawaii-Hilo	2/21/2004	10
	Deon Mingo, Bloomfield	Sr.	Holy Family	2/12/2004	10
6.	Jeremy Amos, Cameron	Sr.	Central Okla.	2/26/2004	9
	Ryan Haigh, Holy Family	So.	Felician	2/21/2004	9
	Daniel Terrell, Bloomfield	So.	Phila. Sciences	2/18/2004	9
	Jamel Staten, Minn. St.-Mankato	Jr.	St. Cloud St.	1/31/2004	9
	Curtis Williams, Cal St. San B'dino	Jr.	Cal St. Stanislaus	1/30/2004	9
	Cameron Munoz, Mont. St.-Billings	So.	Green Mountain	1/17/2004	9
	Jarod Obering, Northern St.	Jr.	Southwest Minn. St.	1/09/2004	9
	Jason Jackson, Western N.M.	Fr.	Hawaii-Hilo	1/08/2004	9
	Shawn Opunui, BYU-Hawaii	So.	Mont. St.-Billings	1/08/2004	9
	Mike Kelsey, Northern Ky.	Jr.	Indianapolis	1/02/2004	9
	Kenny Smith, Angelo St.	Jr.	Baptist Bible (Mo.)	11/29/2003	9

THREE-POINT FIELD-GOAL PERCENTAGE

Minimum 8 made

Rank	Name, Team	Cl	vs. Opponent	Game Date	3FG%	3FG	3FGA
1.	Justin Collins, Clarion	So.	Indiana (Pa.)	1/24/2004	100.0	8	8
	Brian Faulstich, Cal St. Chico	Sr.	UC San Diego	2/20/2004	100.0	7	7
	Eduardo Caviglia, West Tex. A&M	Sr.	Colorado St.-Pueblo	11/28/2003	100.0	7	7
4.	Ryan Haigh, Holy Family	So.	Felician	2/21/2004	90.0	9	10
	Jamel Staten, Minn. St.-Mankato	Jr.	St. Cloud St.	1/31/2004	90.0	9	10
6.	Steve Bradley, North Dakota	Jr.	Minn.-Morris	11/24/2003	88.9	8	9
7.	Derek Yutzy, Fort Lewis	Jr.	Colo. Christian	1/16/2004	87.5	7	8
	Randle DeFalco, N.J. Inst. of Tech.	Jr.	Bloomfield	1/13/2004	87.5	7	8
	P.J. Randall, Midwestern St.	Sr.	Northeastern St.	1/05/2004	87.5	7	8
10.	Daniel Terrell, Bloomfield	So.	Phila. Sciences	2/18/2004	81.8	9	11
11.	Ryan Haigh, Holy Family	So.	Southern Va.	11/15/2003	80.0	8	10
12.	William Brown, Tex. A&M-Kingsville	Sr.	Eastern N.M.	2/19/2004	77.8	7	9
	Rommel Marentez, UC Davis	So.	Cal St. Stanislaus	1/09/2004	77.8	7	9
	Jeff Miller, Phila. Sciences	Sr.	Felician	1/06/2004	77.8	7	9
	Glenn Gary, Teikyo Post	Sr.	Green Mountain	12/11/2003	77.8	7	9
	Kevin Kobs, Wayne St. (Neb.)	Sr.	Neb. Christian	12/06/2003	77.8	7	9
	Hanson Sabor, Virginia St.	Sr.	Barton	11/18/2003	77.8	7	9
18.	Curtis Williams, Cal St. San B'dino	Jr.	Cal St. Stanislaus	1/30/2004	75.0	9	12
	Shawn Opunui, BYU-Hawaii	So.	Western N.M.	1/08/2004	75.0	9	12
20.	Adam Daley, Bemidji St.	Sr.	Concordia-St. Paul	2/07/2004	72.7	8	11

FREE-THROW PERCENTAGE

Minimum 12 made

Rank	Name, Team	Cl	vs. Opponent	Game Date	FT%	FT	FTA
1	Nate Miller, St. Cloud St.	Jr.	Central Wash.	11/22/2003	100.0	16	16
	Brad Oleson, Alas. Fairbanks	Jr.	Sonoma St.	12/20/2003	100.0	15	15
	Darnell Hinson, Northeastern St.	Sr.	Central Okla.	2/17/2004	100.0	14	14
	Langston Grady, Mo. Western St.	Jr.	Emporia St.	1/28/2004	100.0	14	14

Rank	Name, Team	Cl	vs. Opponent	Game Date	FT%	FT	FTA
	Helgi Magnusson, Catawba.....	So.	S.C.-Spartanburg	12/03/2003	100.0	14	14
	Jamel Staten, Minn. St.-Mankato	Jr.	Neb.-Omaha	2/13/2004	100.0	13	13
	Danley Shank, Shepherd.....	So.	West Virginia St.	2/02/2004	100.0	13	13
	Andy Moeller, South Dakota St.	Jr.	Northern Ky.	11/09/2003	100.0	13	13
	Anthony Abrams, Millersville	Jr.	East Stroudsburg	2/21/2004	100.0	12	12
	Aaron Abrams, Hawaii Pacific	Sr.	Mont. St.-Billings	2/14/2004	100.0	12	12
	Robert Day, Western Ore.	Sr.	Alas. Fairbanks	2/14/2004	100.0	12	12
	Jeff Brickus, Kutztown	Sr.	Mansfield	2/11/2004	100.0	12	12
	Ron Christy, Teikyo Post.....	Sr.	N.J. Inst. of Tech.	2/04/2004	100.0	12	12
	Marc Milbourne Swan, N.J. Inst. of Tech.	Fr.	Teikyo Post	2/04/2004	100.0	12	12
	Zach Carpenter, Ala.-Huntsville	Sr.	Lincoln Memorial	1/24/2004	100.0	12	12
	Justin Cole, C.W. Post	Jr.	Queens (N.Y.)	1/22/2004	100.0	12	12
	Jonathan Braxton, Davis & Elkins	Fr.	Ohio Valley	1/17/2004	100.0	12	12
	Brian Robinson, Assumption	Jr.	Bryant	1/14/2004	100.0	12	12
	Jan Wieland, Goldy-Beacom	Fr.	Wilmington (Del.)	1/06/2004	100.0	12	12
	Geoff Husted, Gannon.....	Jr.	Daemen	12/20/2003	100.0	12	12
	Trenell Eddings, Cal St. San B'dino	Jr.	Cal Poly Pomona	12/13/2003	100.0	12	12
	Patrick Tunstead, NYIT..	Jr.	St. Thomas Aquinas	12/10/2003	100.0	12	12
	Andrew Harding, Glenville St.	Sr.	Pitt.-Johnstown	12/02/2003	100.0	12	12
	Jerome Givens, Johnson Smith	Fr.	Wingate	11/22/2003	100.0	12	12
	Darnell Miller, West Ga.	Jr.	Ouachita Baptist	11/21/2003	100.0	12	12

REBOUNDS

Rank	Name, Team	Cl	vs. Opponent	Game Date	REB
1.	Reggie McKoy, Kennesaw St. ..	Sr.	Augusta St.	1/24/2004	27
2.	Jack Bain, UC-Colo. Spgs.....	Sr.	Western St.	2/24/2004	25
3.	Billy McDaniel, Ark.-Monticello	So.	Delta St.	2/12/2004	23
	Josh Obiajuna, Benedict	Fr.	LeMoyne-Owen	1/31/2004	23
	Kenny Haywood, Fayetteville St.	Sr.	Bowie St.	1/08/2004	23
	Jakim Donaldson, Edinboro	Jr.	Mercyhurst	12/02/2003	23
	Desmond Peoples, St. Augustine's	Sr.	Bloomsburg	11/22/2003	23
8.	Jerrell Jeffries, Felician	Sr.	Teikyo Post	3/14/2004	22
	Reggie McKoy, Kennesaw St. ..	Sr.	Armstrong Atlantic	1/21/2004	22
	Todd Rypkema, North Dakota ..	Jr.	Colorado Mines	12/28/2003	22
11.	Eric Crookshank, Cal St. Dom. Hills	Jr.	Cal St. Chico	2/06/2004	21
	Billy McDaniel, Ark.-Monticello	So.	Southern Ark.	1/22/2004	21
13.	Jack Bain, UC-Colo. Spgs.....	Sr.	Johnson & Wales (CO)	2/17/2004	20
	Demond Cowins, N.J. Inst. of Tech.	Sr.	Bloomfield	2/14/2004	20
	Demond Cowins, N.J. Inst. of Tech.	Sr.	Teikyo Post	2/04/2004	20
	Chris Hootman, Wheeling Jesuit	Sr.	West Liberty St.	2/02/2004	20

Rank	Name, Team	Cl	vs. Opponent	Game Date	REB
	Tony Cornett, West Virginia St.	Fr.	West Va. Tech	1/17/2004	20
	Brian Atkins, Concord	Sr.	Southern Va.	1/12/2004	20
	Lynell Ingram, West Va. Wesleyan	Jr.	Ohio Valley	1/12/2004	20
	Jamey Richardson, Pittsburg St.	Sr.	Bemidji St.	11/22/2003	20

ASSISTS

Rank	Name, Team	Cl	vs. Opponent	Game Date	AST
1.	Darnell Miller, West Ga.	Jr.	West Ala.	2/14/2004	15
	David Carse, Mont. St.-Billings..	Sr.	Great Falls	2/05/2004	15
3.	Adam Lubbehusen, Oakland City	Jr.	East-West U.	2/28/2004	14
	Terrence Martin, St. Paul's	Jr.	Longwood	1/29/2004	14
	Tommy Thompson, Kennesaw St.	Jr.	Columbus St.	1/07/2004	14
	Ivan Lewis, Felician	So.	Phila. Sciences	1/06/2004	14
	Josh Mueller, South Dakota	Jr.	Doane	12/19/2003	14
	Sean Nalen, Northern Colo.	Sr.	Kendall	11/28/2003	14
	Shahar Golan, Assumption	Sr.	Merrimack	11/25/2003	14
10.	Elijah Bryant, N.M. Highlands ..	So.	Adams St.	2/27/2004	13
	Andre Dabney, Bloomfield	Fr.	Wilmington (Del.)	2/26/2004	13
	Darnell Miller, West Ga.	Jr.	Ala.-Huntsville	2/24/2004	13
	Jeff Miller, Phila. Sciences	Sr.	Bloomfield	2/18/2004	13
	Brett Storm, Philadelphia U.	Sr.	Southampton	2/07/2004	13
	Mark White, Humboldt St.	Sr.	Seattle Pacific	2/05/2004	13
	Josh Mueller, South Dakota	Jr.	Hastings	2/03/2004	13
	Ameer Watts, Mo. Southern St.	Sr.	Emporia St.	1/21/2004	13
	Gus Argenal, UC Davis.....	Sr.	UC San Diego	1/16/2004	13
	Wayne Inniss, Southampton	Jr.	Mercy	1/12/2004	13
	Dennis Springs, Ferris St.	So.	Grand Valley St.	1/10/2004	13
	Josh Mueller, South Dakota	Jr.	Dana	1/03/2004	13
	James Roberson, Bemidji St.	Jr.	Concordia-St. Paul	1/02/2004	13
	Marc Palermo, West Liberty St.	So.	Ohio-Eastern	12/01/2003	13
	Alex Carlson, St. Cloud St.	Sr.	Wis.-River Falls	11/29/2003	13
	Rodney Mayes, West Va. Tech	Jr.	West Liberty St.	11/19/2003	13
	Jerrod Coefield, Concord	Jr.	Ohio St.-Newark	11/16/2003	13
	Brandon Glover, Southern Ark.	Sr.	West Ga.	11/15/2003	13

BLOCKED SHOTS

Rank	Name, Team	Cl	vs. Opponent	Game Date	BLKS
1.	Avis Wyatt, Virginia St.	Sr.	Barton	11/18/2003	11
2.	Kenyon Gamble, Tuskegee	Jr.	Paine	2/09/2004	10
3.	Bilal Salaam, Kutztown	Jr.	Phila. Sciences	2/14/2004	9
	Carlos Silva, West Tex. A&M ..	Jr.	Midwestern St.	2/14/2004	9
	Kenyon Gamble, Tuskegee	Jr.	Fort Valley St.	1/07/2004	9
	Sam Grannum, West Chester ..	Sr.	Clarion	1/03/2004	9
	Daryl Jacobs, Shaw	Fr.	Presbyterian	11/25/2003	9
8.	Bilal Salaam, Kutztown	Jr.	Lock Haven	01/09/2004	8
	David Henderson, Southwest Baptist.....	Sr.	Drury	12/02/2003	8
	Bilal Salaam, Kutztown	Jr.	Columbia Union	11/25/2003	8
	Rasheim Wright, Dist. Columbia	Jr.	N.C. Central	11/25/2003	8

STEALS

Rank	Name, Team	Cl	vs. Opponent	Game Date	ST
1	Jerett Skrifvars, Mont. St.-Billings	Sr.	Great Falls	02/05/2004	11
2	Luqman Jaaber, Virginia Union.....	Jr.	Longwood	12/06/2003	10
	Rob Sullivan, Minn. St. Moorhead	Jr.	Valley City St.	11/25/2003	10
4	Hiram Ocasio, Mo. Southern St.	Jr.	Paul Quinn	11/28/2003	9
5	Luke Kendall, Metro St.	Sr.	Fort Hays St.	02/26/2004	8
	Hiram Ocasio, Mo. Southern St.	Jr.	Southwest Baptist	02/14/2004	8
	Hiram Ocasio, Mo. Southern St.	Jr.	Southwest Baptist	01/17/2004	8

2004 Division II Team Leaders

Scoring Offense

Rank	Name	GM	W-L	PTS	PPG
1.	Pfeiffer.....	34	31-3	3,278	96.4
2.	Concord.....	29	22-7	2,747	94.7
3.	Metro St.....	35	32-3	3,269	93.4
4.	Mont. St.-Billings.....	27	17-10	2,515	93.1
5.	West Virginia St.....	32	25-7	2,941	91.9
6.	Neb.-Kearney.....	33	28-5	2,997	90.8
7.	Teikyo Post.....	31	20-11	2,796	90.2
8.	Bowie St.....	29	23-6	2,581	89.0
9.	Southern Wash.....	27	17-10	2,379	88.1
10.	Bloomfield.....	30	15-15	2,634	87.8
11.	Emporia St.....	29	22-7	2,541	87.6
12.	Wheeling Jesuit.....	28	20-8	2,453	87.6
13.	South Dakota St.....	34	27-7	2,941	86.5
14.	Humboldt St.....	34	28-6	2,895	85.1
15.	Southern Ind.....	35	28-7	2,967	84.8
16.	Minn. St.-Mankato.....	28	18-10	2,369	84.6
17.	Fort Lewis.....	28	19-9	2,367	84.5
18.	Bemidji St.....	30	20-10	2,536	84.5
19.	South Dakota.....	32	22-10	2,703	84.5
20.	Ky. Wesleyan.....	30	22-8	2,522	84.1
21.	Washburn.....	32	27-5	2,674	83.6
22.	St. Rose.....	29	19-10	2,418	83.4
23.	Colo. Christian.....	28	19-9	2,330	83.2
24.	Pitt.-Johnstown.....	27	19-8	2,242	83.0
25.	Seattle Pacific.....	27	14-13	2,240	83.0
26.	Alderson-Broaddus.....	34	27-7	2,818	82.9
27.	Mount Olive.....	31	23-8	2,569	82.9
28.	Shepherd.....	28	17-11	2,320	82.9
29.	Mansfield.....	28	21-7	2,295	82.0
30.	Charleston (W.V.).....	30	20-10	2,456	81.9
31.	Cheyney.....	31	23-8	2,535	81.8
32.	Columbus St.....	31	22-9	2,534	81.7
33.	Queens (N.C.).....	29	21-8	2,369	81.7
34.	Fayetteville St.....	29	18-11	2,367	81.6
35.	Indianapolis.....	30	20-10	2,435	81.2
36.	Central Mo. St.....	28	18-10	2,264	80.9
37.	St. Anselm.....	29	17-12	2,338	80.6
38.	St. Joseph's (Ind.).....	28	15-13	2,256	80.6
39.	Holy Family.....	29	14-15	2,334	80.5
40.	Virginia Union.....	30	25-5	2,412	80.4
41.	St. Martin's.....	27	8-19	2,168	80.3
42.	N.C. Central.....	29	16-13	2,326	80.2
43.	Alas. Fairbanks.....	30	23-7	2,401	80.0
44.	BYU-Hawaii.....	29	23-6	2,319	80.0
45.	Indiana (Pa.).....	31	21-10	2,476	79.9
46.	Mo. Southern St.....	28	14-14	2,236	79.9
47.	Central Wash.....	27	9-18	2,156	79.9
48.	St. Augustine's.....	28	19-9	2,235	79.8
49.	Wayne St. (Neb.).....	28	14-14	2,233	79.8
	West Va. Tech.....	28	14-14	2,233	79.8

Scoring Defense

Rank	Name	GM	W-L	OPP PTS	OPP PPG
1.	Valdosta St.....	29	25-4	1,514	52.2
2.	Northeastern St.....	30	19-11	1,734	57.8
3.	Barry.....	28	14-14	1,653	59.0
4.	Mercyhurst.....	28	16-12	1,656	59.1
5.	Central Ark.....	30	20-10	1,826	60.9
6.	Lynn.....	28	17-11	1,721	61.5
7.	Clayton St.....	30	22-8	1,859	62.0
8.	Fla. Southern.....	31	23-8	1,922	62.0
9.	Southwestern Okla.....	29	18-11	1,808	62.3
10.	Cal St. San B'dino.....	29	26-3	1,818	62.7
11.	Cal St. Bakersfield.....	28	22-6	1,764	63.0
	Henderson St.....	30	23-7	1,890	63.0
13.	Findlay.....	32	25-7	2,023	63.2
14.	Clarion.....	28	16-12	1,771	63.3
15.	Rollins.....	33	27-6	2,094	63.5
16.	California (Pa.).....	30	23-7	1,907	63.6
17.	St. Mary's (Tex.).....	30	19-11	1,915	63.8
18.	UC Davis.....	27	18-9	1,728	64.0
19.	Augusta St.....	28	11-17	1,803	64.4
20.	Michigan Tech.....	30	22-8	1,934	64.5

Rank	Name	GM	W-L	OPP PTS	OPP PPG	SCR
21.	Incarinate Word.....	27	16-11	1,742	64.5	
22.	C.W. Post.....	31	25-6	2,006	64.7	
23.	Kennesaw St.....	39	35-4	2,527	64.8	
24.	Tarleton St.....	32	28-4	2,075	64.8	
25.	Adelphi.....	28	15-13	1,819	65.0	
26.	Cal Poly Pomona.....	28	21-7	1,820	65.0	
27.	Presbyterian.....	28	16-12	1,824	65.1	
28.	Southern N.H.....	32	23-9	2,088	65.3	
29.	Metro St.....	35	32-3	2,284	65.3	
30.	Montevallo.....	33	23-10	2,155	65.3	
31.	Cal St. L.A.....	27	9-18	1,766	65.4	
32.	Bryant.....	33	23-10	2,161	65.5	
33.	Erskine.....	29	14-15	1,901	65.6	
34.	Edinboro.....	28	14-14	1,837	65.6	
	SIU Edwardsville.....	28	16-12	1,837	65.6	
36.	Tampa.....	29	16-13	1,904	65.7	
37.	Ala.-Huntsville.....	27	14-13	1,779	65.9	
38.	Northern Mich.....	28	16-12	1,848	66.0	
39.	Francis Marion.....	31	27-4	2,047	66.0	
40.	Wayne St. (Mich.).....	31	19-12	2,050	66.1	
41.	Christian Bros.....	29	23-6	1,924	66.3	
42.	Armstrong Atlantic.....	31	21-10	2,058	66.4	
43.	Paine.....	28	11-17	1,862	66.5	
44.	Lewis.....	31	24-7	2,062	66.5	
45.	West Fla.....	28	17-11	1,865	66.6	
46.	Ouachita Baptist.....	28	19-9	1,866	66.6	
47.	Northwest Mo. St.....	34	29-5	2,279	67.0	
48.	Winston-Salem.....	28	16-12	1,877	67.0	
49.	North Fla.....	28	13-15	1,883	67.3	
	Eckerd.....	32	21-11	2,152	67.3	

Scoring Margin

Rank	Name	W-L	PTS	PPG	OPP PTS	OPP PPG	SCR
1.	Metro St.....	32-3	3,269	93.4	2,284	65.3	28.1
2.	Pfeiffer.....	31-3	3,278	96.4	2,764	81.3	15.1
3.	Wheeling Jesuit.....	20-8	2,453	87.6	2,034	72.6	15.0
4.	Cal St. San B'dino.....	26-3	2,248	77.5	1,818	62.7	14.8
5.	Washburn.....	27-5	2,674	83.6	2,238	69.9	13.6
6.	Neb.-Kearney.....	28-5	2,997	90.8	2,554	77.4	13.4
7.	Kennesaw St.....	35-4	3,040	77.9	2,527	64.8	13.2
8.	Southern Ind.....	28-7	2,967	84.8	2,511	71.7	13.0
9.	Virginia Union.....	25-5	2,412	80.4	2,026	67.5	12.9
10.	Tarleton St.....	28-4	2,484	77.6	2,075	64.8	12.8
11.	Valdosta St.....	25-4	1,873	64.6	1,514	52.2	12.4
12.	Pitt.-Johnstown.....	19-8	2,242	83.0	1,914	70.9	12.1
13.	Clayton St.....	22-8	2,218	73.9	1,859	62.0	12.0
14.	West Virginia St.....	25-7	2,941	91.9	2,560	80.0	11.9
15.	Humboldt St.....	28-6	2,895	85.1	2,506	73.7	11.4
16.	Lewis.....	24-7	2,416	77.9	2,062	66.5	11.4
17.	South Dakota St.....	27-7	2,941	86.5	2,553	75.1	11.4
18.	Fort Lewis.....	19-9	2,367	84.5	2,050	73.2	11.3
19.	Mont. St.-Billings.....	17-10	2,515	93.1	2,218	82.1	11.0
20.	Findlay.....	25-7	2,374	74.2	2,023	63.2	11.0
21.	Charleston (W.V.).....	20-10	2,456	81.9	2,130	71.0	10.9
22.	Indiana (Pa.).....	21-10	2,476	79.9	2,142	69.1	10.8
23.	Central Mo. St.....	18-10	2,264	80.9	1,964	70.1	10.7
24.	C.W. Post.....	25-6	2,331	75.2	2,006	64.7	10.5
25.	Rollins.....	27-6	2,437	73.8	2,094	63.5	10.4
26.	Bowie St.....	23-6	2,581	89.0	2,283	78.7	10.3
27.	Francis Marion.....	27-4	2,364	76.3	2,047	66.0	10.2
28.	Emporia St.....	22-7	2,541	87.6	2,258	77.9	9.8
29.	Alas. Fairbanks.....	23-7	2,401	80.0	2,110	70.3	9.7
30.	Queens (N.C.).....	21-8	2,369	81.7	2,089	72.0	9.7
31.	Northwest Mo. St.....	29-5	2,606	76.6	2,279	67.0	9.6
32.	Henderson St.....	23-7	2,177	72.6	1,890	63.0	9.6

Rank	Name	W-L	PTS	PPG	OPP PTS	OPP PPG	SCR
33.	Alderson-Broaddus.....	27-7	2,818	82.9	2,493	73.3	9.6
34.	Lenoir-Rhyne.....	19-9	2,152	76.9	1,885	67.3	9.5
35.	Bryant.....	23-10	2,475	75.0	2,161	65.5	9.5
36.	Cal St. Bakersfield.....	22-6	2,030	72.5	1,764	63.0	9.5
37.	Ky. Wesleyan.....	22-8	2,522	84.1	2,238	74.6	9.5
38.	Mass.-Lowell.....	28-6	2,659	78.2	2,347	69.0	9.2
39.	Columbus St.....	22-9	2,534	81.7	2,255	72.7	9.0
40.	Central Ark.....	20-10	2,095	69.8	1,826	60.9	9.0
41.	California (Pa.).....	23-7	2,169	72.3	1,907	63.6	8.7
42.	Philadelphia U.....	26-8	2,626	77.2	2,330	68.5	8.7
43.	South Dakota.....	22-10	2,703	84.5	2,427	75.8	8.6
44.	BYU-Hawaii.....	23-6	2,319	80.0	2,069	71.3	8.6
45.	Mansfield.....	21-7	2,295	82.0	2,062	73.6	8.3
46.	Mount Olive.....	23-8	2,569	82.9	2,312	74.6	8.3
47.	Fairmont St.....	18-10	2,226	79.5	1,995	71.3	8.3
48.	Northeastern St.....	19-11	1,981	66.0	1,734	57.8	8.2
49.	Tusculum.....	19-8	2,106	78.0	1,887	69.9	8.1
50.	Oakland City.....	19-11	2,392	79.7	2,149	71.6	8.1

Field-Goal Percentage

Rank	Name	GM	W-L	FGM	FGA	FG%
1.	BYU-Hawaii.....	29	23-6	824	1,573	52.4
2.	Concord.....	29	22-7	1,011	1,968	51.4
3.	Colorado St.-Pueblo.....	28	19-9	788	1,553	50.7
4.	Neb.-Kearney.....	33	28-5	1,070	2,128	50.3
5.	Fort Lewis.....	28	19-9	850	1,697	50.1
6.	Southern Ind.....	35	28-7	1,049	2,100	50.0
7.	Tusculum.....	27	19-8	766	1,537	49.8
8.	Northwest Nazarene.....	26	10-16	704	1,414	49.8
9.	Pitt.-Johnstown.....	27	19-8	823	1,655	49.7
10.	Alderson-Broaddus.....	34	27-7	977	1,966	49.7
11.	Colo. Christian.....	28	19-9	855	1,724	49.6
12.	Queens (N.C.).....	29	21-8	843	1,700	49.6
13.	Northeastern St.....	30	19-11	698	1,413	49.4
14.	Mesa St.....	29	19-10	791	1,602	49.4
15.	Cheyney.....	31	23-8	959	1,945	49.3
16.	Salem Int'l.....	30	18-12	856	1,738	49.3
17.	Humboldt St.....	34	28-6	999	2,031	49.2
18.	Metro St.....	35	32-3	1,196	2,434	49.1
19.	Shepherd.....	28	17-11	847	1,729	49.0
20.	Ky. Wesleyan.....	30	22-8	864	1,765	49.0
21.	Phila. Sciences.....	27	16-11	723	1,477	49.0
22.	Tex. A&M-Kingsville.....	30	19-11	836	1,708	48.9
23.	Mass.-Lowell.....	34	28-6	960	1,968	48.8
24.	Wayne St. (Neb.).....	28	14-14	759	1,558	48.7
25.	Northwood.....	29	17-12	796	1,634	48.7
26.	Washburn.....	32	27-5	938	1,927	48.7
27.	St. Mary's (Tex.).....	30	19-11	797	1,642	48.5
28.						

Field-Goal Percentage Defense

Rank	Name	GM	W-L	OPP FG	OPP FGA	OPP FG%
1.	Central Ark.	30	20-10	624	1,699	36.7
2.	Valdosta St.	29	25-4	545	1,463	37.3
3.	Fla. Southern	31	23-8	651	1,684	38.7
4.	California (Pa.)	30	23-7	681	1,756	38.8
5.	Barry	28	14-14	594	1,524	39.0
6.	Lynn	28	17-11	612	1,567	39.1
7.	Francis Marion	31	27-4	702	1,794	39.1
8.	West Ga.	30	21-9	718	1,817	39.5
9.	Queens (N.C.)	29	21-8	731	1,842	39.7
10.	Clayton St.	30	22-8	623	1,566	39.8
11.	Washburn	32	27-5	767	1,927	39.8
12.	Bryant	33	23-10	765	1,915	39.9
13.	Tusculum	27	19-8	676	1,690	40.0
14.	Edinboro	28	14-14	676	1,688	40.0
15.	Gannon	30	22-8	712	1,777	40.1
16.	Eckerd	32	21-11	753	1,869	40.3
17.	Southern N.H.	32	23-9	737	1,829	40.3
18.	Central Mo. St.	28	18-10	683	1,694	40.3
19.	Adelphi	28	15-13	551	1,366	40.3
20.	Shippensburg	27	10-17	651	1,607	40.5
21.	Morehouse	31	24-7	789	1,942	40.6
22.	West Fla.	28	17-11	635	1,562	40.7
23.	Augusta St.	28	11-17	611	1,498	40.8
24.	Bowie St.	29	23-6	796	1,944	40.9
25.	Northern Mich.	28	16-12	639	1,560	41.0
26.	C.W. Post	31	25-6	740	1,805	41.0
27.	Benedict	29	20-9	775	1,890	41.0
28.	St. Augustine's	28	19-9	697	1,697	41.1
29.	Rollins	33	27-6	749	1,823	41.1
30.	Barton	27	17-10	630	1,532	41.1
31.	Mansfield	28	21-7	734	1,783	41.2
32.	Le Moyne	28	17-11	678	1,641	41.3
33.	Fairmont St.	28	18-10	676	1,631	41.4
34.	Tampa	29	16-13	642	1,548	41.5
35.	Lenoir-Rhyne	28	19-9	672	1,620	41.5
36.	Montevallo	33	23-10	738	1,779	41.5
37.	Incarnate Word	27	16-11	636	1,532	41.5
38.	Southern Ind.	35	28-7	867	2,085	41.6
39.	Henderson St.	30	23-7	677	1,628	41.6
40.	Tex. A&M-Commerce	27	13-14	655	1,573	41.6
41.	St. Rose	29	19-10	799	1,913	41.8
42.	Ark.-Monticello	27	9-18	643	1,536	41.9
43.	Northeastern St.	30	19-11	646	1,543	41.9
44.	Tuskegee	28	15-13	803	1,916	41.9
45.	Michigan Tech.	30	22-8	700	1,670	41.9
46.	Cal St. Bakersfield	28	22-6	586	1,397	41.9
47.	Cal St. San B'dino	29	26-3	627	1,494	42.0
48.	St. Mary's (Tex.)	30	19-11	651	1,551	42.0
49.	Abilene Christian	27	12-15	714	1,701	42.0
50.	Fort Valley St.	29	14-15	725	1,726	42.0

Free-Throw Percentage

Rank	Name	GM	W-L	FT	FTA	FT%
1.	Seattle Pacific	27	14-13	455	573	79.4
2.	St. Anselm	29	17-12	539	687	78.5
3.	Mars Hill	29	11-18	466	598	77.9
4.	UC Davis	27	18-9	398	513	77.6
5.	Okla. Panhandle	24	2-22	333	434	76.7
6.	Michigan Tech.	30	22-8	326	426	76.5
7.	North Dakota	28	14-14	460	602	76.4
8.	Minn. St.-Mankato	28	18-10	515	674	76.4
9.	Humboldt St.	34	28-6	630	825	76.4
10.	Wayne St. (Neb.)	28	14-14	500	656	76.2
11.	West Va. Tech	28	14-14	520	686	75.8
12.	Western Ore.	27	16-11	396	524	75.6
13.	Bryant	33	23-10	441	587	75.1
14.	Mass.-Lowell	34	28-6	521	694	75.1
15.	St. Michael's	26	8-18	442	589	75.0
16.	Sonoma St.	27	11-16	472	629	75.0
17.	Rockhurst	23	12-11	303	405	74.8
18.	Alderson-Broadus	34	27-7	570	762	74.8
19.	Pfeiffer	34	31-3	686	918	74.7
20.	Tex. A&M-Kingsville	30	19-11	473	634	74.6
21.	BYU-Hawaii	29	23-6	480	644	74.5
22.	Henderson St.	30	23-7	503	675	74.5

Rank	Name	GM	W-L	FT	FTA	FT%
23.	Beniley	29	18-11	447	600	74.5
24.	Bowie St.	29	23-6	653	880	74.2
25.	Western Wash.	27	17-10	468	631	74.2
26.	Hawaii-Hilo	25	16-9	418	564	74.1
27.	Phila. Sciences	27	16-11	464	627	74.0
28.	St. Cloud St.	28	17-11	441	596	74.0
29.	Ky. Wesleyan	30	22-8	513	694	73.9
30.	Gannon	30	22-8	493	668	73.8
31.	Mont. St.-Billings	27	17-10	509	691	73.7
32.	Johnson Smith	29	16-13	441	599	73.6
33.	Neb.-Kearney	33	28-5	586	796	73.6
34.	Northwest Mo. St.	34	29-5	530	720	73.6
35.	Goldie-Beacom	27	4-23	394	536	73.5
36.	South Dakota	32	22-10	526	716	73.5
37.	Ala.-Huntsville	27	14-13	398	542	73.4
38.	Cal St. Bakersfield	28	22-6	396	540	73.3
39.	Lenoir-Rhyne	28	19-9	398	543	73.3
40.	Mesa St.	29	19-10	502	685	73.3
41.	Franklin Pierce	28	14-14	419	572	73.3
42.	Minn. Duluth	30	18-12	358	490	73.1
43.	Virginia Union	30	25-5	515	705	73.0
44.	S.C.-Aiken	29	11-18	566	775	73.0
45.	Lake Superior St.	28	9-19	394	540	73.0
46.	Molloy	28	11-17	449	616	72.9
47.	Glenville St.	28	10-18	522	717	72.8
48.	Metro St.	35	32-3	643	884	72.7
49.	Fayetteville St.	29	18-11	532	732	72.7
50.	Mount Olive	31	23-8	537	739	72.7

Rebound Margin

Rank	Name	W-L	REB	RPG	OPP REB	OPP RPG	REB MAR
1.	Washburn	27-5	1,361	42.5	982	30.7	11.8
2.	South Dakota St.	27-7	1,505	44.3	1,119	32.9	11.4
3.	Metro St.	32-3	1,401	40.0	1,051	30.0	10.0
4.	Fayetteville St.	18-11	1,252	43.2	970	33.4	9.7
5.	Kennesaw St.	35-4	1,617	41.5	1,259	32.3	9.2
6.	St. Mary's (Tex.)	19-11	1,071	35.7	838	27.9	7.8
7.	Queens (N.C.)	21-8	1,194	41.2	970	33.4	7.7
8.	Salem Int'l	18-12	1,146	38.2	918	30.6	7.6
9.	Southern Ind.	28-7	1,389	39.7	1,127	32.2	7.5
10.	Fort Hays St.	17-11	1,066	38.1	862	30.8	7.3
11.	Central Ark.	20-10	1,224	40.8	1,007	33.6	7.2
12.	Teikyo Post	20-11	1,483	47.8	1,261	40.7	7.2
13.	St. Augustine's	19-9	1,155	41.3	958	34.2	7.0
14.	Clayton St.	22-8	1,166	38.9	960	32.0	6.9
15.	N.J. Inst. of Tech.	10-18	1,152	41.1	962	34.4	6.8
16.	Cheyney	23-8	1,293	41.7	1,083	34.9	6.8
17.	Mansfield	21-7	1,201	42.9	1,012	36.1	6.8
18.	Bakersfield	22-6	994	35.5	805	28.8	6.8
19.	C.W. Post	25-6	1,200	38.7	1,005	32.4	6.3
20.	Edinboro	14-14	1,219	43.5	1,043	37.3	6.3
21.	Drury	24-8	1,228	38.4	1,040	32.5	5.9
22.	Bridgeport	20-9	1,181	40.7	1,012	34.9	5.8
23.	Eastern N.M.	20-9	1,114	38.4	948	32.7	5.7
24.	Alderson-Broadus	27-7	1,280	37.6	1,087	32.0	5.7
25.	Fairmont St.	18-10	1,186	42.4	1,031	36.8	5.5
26.	Mankato	18-10	1,125	40.2	970	34.6	5.5
27.	Henderson St.	23-7	1,108	36.9	946	31.5	5.4
28.	Bowie St.	23-6	1,299	44.8	1,145	39.5	5.3
29.	Virginia Union	25-5	1,171	39.0	1,014	33.8	5.2
30.	Wheeling Jesuit	20-8	1,198	42.8	1,052	37.6	5.2
31.	Francis Marion	27-4	1,184	38.2	1,023	33.0	5.2
32.	Presbyterian	16-12	956	34.1	811	29.0	5.2
33.	Valdosta St.	25-4	1,080	37.2	932	32.1	5.1
34.	Indiana (Pa.)	21-10	1,299	41.9	1,142	36.8	5.1
35.	West Chester	16-12	1,111	39.7	970	34.6	5.0
36.	Morehouse	24-7	1,287	41.5	1,131	36.5	5.0
37.	St. Rose	19-10	1,255	43.3	1,111	38.3	5.0
38.	Mesa St.	19-10	1,054	36.3	910	31.4	5.0
39.	Tampa	16-13	1,114	38.4	976	33.7	4.8
40.	West Ga.	21-9	1,220	40.7	1,078	35.9	4.7
41.	Alas. Anchorage	20-10	1,051	35.0	919	30.6	4.4
42.	Stonehill	9-17	957	36.8	844	32.5	4.3
43.	Montevallo	23-10	1,253	38.0	1,113	33.7	4.2
44.	Ark.-Monticello	9-18	1,059	39.2	945	35.0	4.2
45.	Neb.-Omaha	22-8	1,132	37.7	1,006	33.5	4.2

Rank	Name	W-L	REB	RPG	OPP REB	OPP RPG	REB MAR
46.	Carson-Newman	18-10	1,008	36.0	892	31.9	4.1
47.	Tarleton St.	28-4	1,174	36.7	1,043	32.6	4.1
48.	Concord	22-7	1,149	39.6	1,032	35.6	4.0
49.	Barton	17-10	1,100	40.7	993	36.8	4.0
50.	Central Mo. St.	8-10	1,083	38.7	974	34.8	3.9

Three-Point Field-Goal Percentage

Minimum 5.0 made per game

Rank	Name	GM	W-L	3FG	3FGA	3FG%	
1.	Alas. Anchorage	30	20-10	280	612	45.8	
2.	Pitt.-Johnstown	27	19-8	245	545	45.0	
3.	Wayne St. (Neb.)	28	14-14	215	494	43.5	
4.	Mo.-Rolla	28	14-14	286	674	42.4	
5.	St. Anselm	29	17-12	287	679	42.3	
6.	Northeastern St.	3	0	19-11	233	553	42.1
7.	Michigan Tech	30	22-8	283	672	42.1	
8.	Oakland City	30	19-11	326	775	42.1	
9.	Northwest Nazarene	26	10-16	173	416	41.6	
10.	Bemidji St.	30	20-10	324	783	41.4	
11.	Concordia (N.Y.)	27	4-23	162	392	41.3	
12.	Western Wash.	27	17-10	241	584	41.3	
13.	Pfeiffer	34	31-3	374	908	41.2	
14.	Mont. St.-Billings	27	17-10	334	812	41.1	
15.	Fort Lewis	28	19-9	254	618	41.1	
16.	Metro St.	35	32-3	234	571	41.0	
17.	Southern Ind.	35	28-7	303	749	40.5	
18.	Seattle Pacific	27	14-13	227	563	40.3	
19.	Emporia St.	29	22-7	265	665	39.8	
20.	St. Cloud St.	28	17-11	216	543	39.8	
21.	Rollins	33	27-6	311	786	39.6	
22.	SIU Edwardsville	28	16-12	141	357	39.5	
23.	West Virginia St.						

Rank	Name	GM	W-L	3FG	3PG
13.	Ky. Wesleyan	30	22-8	281	9.4
14.	Colorado St.-Pueblo	28	19-9	262	9.4
15.	Alas. Anchorage	30	20-10	280	9.3
16.	Emporia St.	29	22-7	265	9.1
17.	Pitt.-Johnstown	27	19-8	245	9.1
18.	Fort Lewis	28	19-9	254	9.1
19.	Bentley	29	18-11	262	9.0
20.	West Virginia St.	32	25-7	289	9.0
21.	Western Wash.	27	17-10	241	8.9
22.	Bloomfield	30	15-15	266	8.9
23.	Angelo St.	27	12-15	235	8.7
	Concordia-St. Paul	27	7-20	235	8.7
25.	Southern Ind.	35	28-7	303	8.7
26.	Alderson-Broaddus	34	27-7	294	8.6
27.	Limestone	29	9-20	250	8.6
28.	NYIT	31	22-9	266	8.6
29.	Ferris St.	28	14-14	238	8.5
30.	Seattle Pacific	27	14-13	227	8.4
	Western Ore.	27	16-11	227	8.4
32.	Ala.-Huntsville	27	14-13	226	8.4
33.	South Dakota	32	22-10	265	8.3
34.	Indianapolis	30	20-10	248	8.3
35.	Colorado Mines	27	7-20	223	8.3
36.	Hillsdale	27	13-14	222	8.2
37.	Neb.-Kearney	33	28-5	271	8.2
38.	Delta St.	27	11-16	221	8.2
39.	Bellarmine	27	9-18	220	8.1
	Lincoln Memorial	27	6-21	220	8.1
41.	Cal St. San B'dino	29	26-3	235	8.1
42.	UC San Diego	27	9-18	218	8.1
43.	Charleston (W.V.)	30	20-10	242	8.1
44.	Lake Superior St.	28	9-19	225	8.0
45.	West Fla.	28	17-11	224	8.0
46.	Western N.M.	27	7-20	215	8.0
47.	Northern Ky.	31	16-15	246	7.9
48.	Minn. St.-Mankato	28	18-10	222	7.9
49.	Cal St. Chico	28	17-11	221	7.9
50.	Grand Valley St.	27	14-13	213	7.9
	Mo.-St. Louis	27	9-18	213	7.9

Won-Lost Percentage

Rank	Name	W	L	Pct
1.	Metro St.	32	3	91.4
2.	Pfeiffer	31	3	91.2
3.	Kennesaw St.	35	4	89.7
4.	Cal St. San B'dino	26	3	89.7
5.	Tarleton St.	28	4	87.5
6.	Francis Marion	27	4	87.1
7.	Valdosta St.	25	4	86.2
8.	Northwest Mo. St.	29	5	85.3
9.	Neb.-Kearney	28	5	84.8
10.	Washburn	27	5	84.4
11.	Virginia Union	25	5	83.3
12.	Humboldt St.	28	6	82.4
	Mass.-Lowell	28	6	82.4
14.	Rollins	27	6	81.8
15.	C.W. Post	25	6	80.6
16.	Southern Ind.	28	7	80.0
17.	South Dakota St.	27	7	79.4
	Alderson-Broaddus	27	7	79.4
19.	Bowie St.	23	6	79.3
	BYU-Hawaii	23	6	79.3
	Christian Bros.	23	6	79.3
22.	Cal St. Bakersfield	22	6	78.6
23.	Findlay	25	7	78.1
	West Virginia St.	25	7	78.1
25.	Lewis	24	7	77.4
	Morehouse	24	7	77.4
	Northern	24	7	77.4
28.	Alas. Fairbanks	23	7	76.7
	California (Pa.)	23	7	76.7
	Henderson St.	23	7	76.7
31.	Philadelphia U.	26	8	76.5
32.	Concord	22	7	75.9
	Emporia St.	22	7	75.9
34.	Drury	24	8	75.0
	Cal Poly Pomona	21	7	75.0
	Mansfield	21	7	75.0
37.	Cheyney	23	8	74.2

Rank	Name	W	L	Pct
	Fla. Southern	23	8	74.2
	Mount Olive	23	8	74.2
40.	Gannon	22	8	73.3
	Ky. Wesleyan	22	8	73.3
	Neb.-Omaha	22	8	73.3
	Michigan Tech	22	8	73.3
	Clayton St.	22	8	73.3
45.	Queens (N.C.)	21	8	72.4
46.	Southern N.H.	23	9	71.9
47.	Wheeling Jesuit	20	8	71.4
48.	Columbus St.	22	9	71.0
	NYIT	22	9	71.0
50.	Pitt.-Johnstown	19	8	70.4
	Tusculum	19	8	70.4
52.	New Haven	21	9	70.0
	West Ga.	21	9	70.0
54.	Bryant	23	10	69.7
	Montevallo	23	10	69.7
56.	Benedict	20	9	69.0
	Bridgeport	20	9	69.0
	Eastern N.M.	20	9	69.0
59.	South Dakota	22	10	68.8
60.	St. Augustine's	19	9	67.9
	Ouachita Baptist	19	9	67.9
	Colorado St.-Pueblo	19	9	67.9
	Colo. Christian	19	9	67.9
	Lenoir-Rhyne	19	9	67.9
	Fort Lewis	19	9	67.9
66.	Armstrong Atlantic	21	10	67.7
	Indiana (Pa.)	21	10	67.7
68.	Alas. Anchorage	20	10	66.7
	Indianapolis	20	10	66.7
	Charleston (W.V.)	20	10	66.7
	Central Ark.	20	10	66.7
	Bemidji St.	20	10	66.7
	UC Davis	18	9	66.7
74.	Eckerd	21	11	65.6
75.	St. Rose	19	10	65.5
	Belmont Abbey	19	10	65.5
	Mesa St.	19	10	65.5

Team Highs

FIELD-GOAL PERCENTAGE

Rank	Name	vs. Opponent	Game Date	FG%	FGM	FGA
1.	Bloomfield	Lock Haven	11/21/2003	76.6	36	47
2.	Delta St.	Harding	02/05/2003	72.5	37	51
3.	BYU-Hawaii	Hawaii Pacific	01/27/2004	71.7	33	46
4.	Bellarmine	SIU Edwardsville	02/14/2004	71.7	38	53
5.	Northern St.	Wayne St. (Neb.)	01/30/2004	70.8	34	48
6.	Tarleton St.	Hillsdale Free Will	12/15/2003	69.2	45	65
7.	Holy Family	Felician	02/21/2004	69.1	38	55
8.	California (Pa.)	Bloomsburg	12/18/2003	69.0	40	58
9.	Mo.-St. Louis	St. Louis Christian	11/17/2003	68.9	42	61
10.	Chaminade	Mont. St.-Billings	02/17/2004	68.3	41	60
11.	Hawaii-Hilo	BYU-Hawaii	02/03/2004	68.1	32	47
12.	Charleston (W.V.)	Ohio-Zanesville	11/16/2003	67.9	53	78
13.	NYIT	Mercy	01/26/2004	67.9	36	53
14.	Mesa St.	Abilene Christian	02/27/2004	67.8	40	59
15.	Bemidji St.	Southwest Minn. St.	02/20/2004	67.3	33	49
	Lenoir-Rhyne	Mars Hill	01/31/2004	67.3	33	49
	Northwest Mo. St.	Rockhurst	11/29/2003	67.3	33	49
18.	Grand Valley St.	Ashland	12/04/2003	67.3	37	55
19.	Metro St.	Bethany (Kan.)	12/19/2003	66.7	50	75
	Wayne St. (Neb.)	Neb. Christian	12/06/2003	66.7	46	69
	Emporia St.	Central Methodist	11/15/2003	66.7	36	54
	Cal St. Bakersfield	UC Davis	03/05/2004	66.7	34	51
	Mars Hill	Lees-McRae	01/02/2004	66.7	32	48
	Northeastern St.	Central Okla.	02/17/2004	66.7	22	33

THREE-POINT FIELD GOALS MADE

Rank	Name	vs. Opponent	Game Date	3FG
1.	Emporia St.	Southwest Baptist	2/28/2004	23
2.	Kennesaw St.	Carver Bible	12/15/2003	22
3.	Mont. St.-Billings	Great Falls	2/05/2004	20
	Mont. St.-Billings	Green Mountain	1/17/2004	20
	South Dakota	Dana	1/03/2004	20

Rank	Name	vs. Opponent	Game Date	3FG
	Southern Ind.	Ill.-Springfield	12/13/2003	20
	Mo.-Rolla	Calvary Bible	12/04/2003	20
8.	UC San Diego	Cal St. Chico	2/20/2004	19
	Hawaii Pacific	Mont. St.-Billings	1/06/2004	19
10.	Ky. Wesleyan	Indianapolis	2/26/2004	18
	Lake Superior St.	Marygrove	2/05/2004	18
	Mont. St.-Billings	Green Mountain	1/16/2004	18
	Alas. Anchorage	Columbia Union	12/29/2003	18
	Minn. Duluth	South Dakota	12/28/2003	18
	Wayne St. (Neb.)	Neb. Christian	12/06/2003	18
16.	Cal St. Chico	Cal Poly Pomona	2/28/2004	17
	Northeastern St.	East Central	2/14/2004	17
	Southern Ind.	Mo.-St. Louis	2/14/2004	17
	Colorado St.-Pueblo	Western St.	2/06/2004	17
	Shepherd	Charleston (W.Va.)	1/24/2004	17
	Mont. St.-Billings	Hawaii-Hilo	1/22/2004	17
	Neb.-Kearney	N.M. Highlands	1/03/2004	17
	West Fla.	Carver Bible	12/05/2003	17

THREE-POINT FIELD-GOAL PERCENTAGE

Minimum 10 made

Rank	Name	vs. Opponent	Game Date	3FG%	3FG	3FGA
1.	Holy Family	Felician	2/21/2004	91.7	11	12
2.	Cal St. Bakersfield	Sonoma St.	1/02/2004	83.3	10	12
3.	Fayetteville St.	Johnson Smith	1/10/2004	76.9	10	13
4.	Northwest Nazarene	Alas. Anchorage	1/22/2004	76.5	13	17
5.	Seattle Pacific	Central Wash.	1/22/2004	75.0	12	16
	Henderson St.	North Ala.	11/16/2003	75.0	12	16
7.	Northeastern St.	Central Okla.	2/17/2004	73.3	11	15
	Concordia (N.Y.)	St. Thomas Aquinas	2/05/2004	73.3	11	15
9.	North Dakota	Minn.-Morris	11/24/2003	72.7	16	22
10.	Alas. Anchorage	Western Ore.	2/12/2004	71.4	10	14
	Colorado St.-Pueblo	Regis (Colo.)	12/15/2003	71.4	10	14
	Goldley-Beacom	East Stroudsburg	11/18/2003	71.4	10	14
13.	Shepherd	Charleston (W.Va.)	1/24/2004	70.8	17	24
14.	Hawaii Pacific	Mont. St.-Billings	1/06/2004	70.4	19	27
15.	Limestone	Mount Olive	2/14/2004	70.0	14	20
	Clarion	Indiana (Pa.)	1/24/2004	70.0	14	20
17.	Southwestern Okla.	Tex. A&M-Kingsville	12/13/2003	68.4	13	19

Rank	Name	vs. Opponent	Game Date	3FG%	3FG	3FGA
18.	Cal St. Chico	Cal Poly Pomona	2/28/2004	68.0	17	25
19.	Southwest Minn. St.	Waldorf	12/01/2003	66.7	12	18
	St. Paul's	Fayetteville St.	1/24/2004	66.7	10	15
	California (Pa.)	Dist. Columbia	12/23/2003	66.7	10	15
	Teikyo Post	Goldkey-Beacom	12/13/2003	66.7	10	15
	Wis.-Parkside	Concordia-St. Paul	12/11/2003	66.7	10	15

Rank	Name	vs. Opponent	Game Date	FT%	FT	FTA
20.	Phila. Sciences	Teikyo Post	3/05/2004	94.7	18	19
	Seattle Pacific	Western Ore.	2/07/2004	94.7	18	19
	Truman	Washburn	1/17/2004	94.7	18	19
	Western Ore.	Western Wash.	1/10/2004	94.7	18	19

FREE-THROW PERCENTAGE

Minimum 15 made

Rank	Name	vs. Opponent	Game Date	FT%	FT	FTA
1.	Henderson St.	Rhema	12/10/2003	100.0	20	20
	Grand Valley St.	Mercyhurst	1/22/2004	100.0	19	19
	Johnson Smith	Wingate	11/22/2003	100.0	18	18
	Minn. Duluth	Wayne St. (Neb.)	3/03/2004	100.0	16	16
	Mo.-Rolla	Central Mo. St.	2/11/2004	100.0	16	16
	Ferris St.	Northwood	1/29/2004	100.0	16	16
7.	Central Wash.	Alas. Anchorage	1/31/2004	96.6	28	29
8.	Mo.-Rolla	Northwest Mo. St.	2/28/2004	96.3	26	27
9.	UC Davis	Cal St. Stanislaus	3/06/2004	95.8	23	24
	Harding	Southwest Baptist	12/13/2003	95.8	23	24
11.	Wayne St. (Neb.)	Northern St.	1/30/2004	95.5	21	22
	Slippery Rock	Cheyney	1/04/2004	95.5	21	22
	St. Michael's	Mansfield	12/29/2003	95.5	21	22
14.	Southwest Minn. St.	Minn.-Crookston	2/21/2004	95.2	20	21
	Hawaii-Hilo	BYU-Hawaii	2/03/2004	95.2	20	21
	West Ga.	West Ala.	1/12/2004	95.2	20	21
17.	Seattle Pacific	Northwest Nazarene	1/17/2004	95.0	19	20
	St. Cloud St.	Northern Mich.	1/03/2004	95.0	19	20
	Harding	Ala.-Huntsville	12/20/2003	95.0	19	20

POINTS

Rank	Name	vs. Opponent	Game Date	PTS	OPP PTS
1.	Charleston (W.V.)	Ohio-Zanesville	11/16/2003	133	52
2.	Mont. St.-Billings	Great Falls	2/05/2004	132	54
3.	Mont. St.-Billings	Green Mountain	1/17/2004	131	49
4.	Bowie St.	Columbia Union	2/12/2004	130	71
	Wheeling Jesuit	Ohio-Zanesville	11/22/2003	130	40
6.	Kennesaw St.	Carver Bible	12/15/2003	129	79
	Washburn	Lock Haven	11/28/2003	129	68
8.	Metro St.	Bethany (Kan.)	12/19/2003	128	51
9.	Mo.-Rolla	Calvary Bible	12/04/2003	127	42
10.	West Fla.	Carver Bible	12/05/2003	126	53
11.	Mont. St.-Billings	Green Mountain	1/16/2004	124	70
12.	Oakland City	Wesley (Miss.)	1/17/2004	123	74
13.	South Dakota	Dana	1/03/2004	122	68
	Washburn	Kan. Wesleyan	11/22/2003	122	57
15.	Ky. Wesleyan	Indianapolis	2/26/2004	121	118
	West Virginia St.	Bluefield St.	11/29/2003	121	94
	Pitt.-Johnstown	Penn St.-Fayette	11/24/2003	121	59
18.	Emporia St.	Southwest Baptist	2/28/2004	120	89
	Pitt.-Johnstown	Penn St.-Beaver	2/24/2004	120	73
	Fairmont St.	Ohio-Zanesville	11/21/2003	120	61

2004 Division III Individual Leaders

Points Per Game

Rank	Name, Team	Cl	G	FGM	3FG	FT	PTS	PPG
1.	Dennis Stanton, Ursinus	Sr.	27	261	140	217	879	32.6
2.	Steve Wood, Grinnell	Sr.	24	235	61	188	719	30.0
3.	Rohan Russell, Johnson & Wales	Sr.	29	266	110	141	783	27.0
4.	Rich Melzer, Wis.-River Falls	Sr.	27	280	5	162	727	26.9
5.	Josh Hinz, Beloit	So.	23	227	10	114	578	25.1
6.	Justin Call, Emory & Henry	Sr.	27	249	76	95	669	24.8
7.	Derek Suttles, MacMurray	Sr.	25	234	30	115	613	24.5
8.	Jeremy Coleman, Phila. Bible	Jr.	25	236	2	138	612	24.5
9.	Bryan Depew, Whitworth	Sr.	25	198	33	162	591	23.6
10.	Benny West, Howard Payne	Sr.	25	205	20	154	584	23.4
11.	Chris Wight, Whittier	Sr.	24	194	61	108	557	23.2
12.	Nick Grimmer, Utica/Rome	Jr.	25	213	61	91	578	23.1
13.	Zareh Avedian, Cal Lutheran	Sr.	23	187	36	121	531	23.1
14.	Mike Maggiasomo, Daniel Webster	Sr.	25	207	52	106	572	22.9
15.	Kanem Johnson, Wesleyan (Conn.)	Sr.	23	189	4	142	524	22.8
16.	Shane Lungwitz, Dallas	Sr.	26	218	28	126	590	22.7
17.	Billy Shivers, Redlands	Sr.	25	170	153	74	567	22.7
18.	Solomon Harris, Neumann	Sr.	27	248	2	114	612	22.7
	Tyler Rhoten, Trinity (Conn.)	So.	27	248	2	114	612	22.7
20.	Adrian Hanks, Cazenovia	Fr.	27	203	67	134	607	22.5
21.	Matt Clement, Maine Maritime	Sr.	19	163	0	98	424	22.3
22.	Ryan Wietor, Concordia (Wis.)	Jr.	26	194	42	150	580	22.3
23.	Anthony Fitzgerald, Villa Julie	So.	25	239	12	60	550	22.0
24.	Charles Ranson, Ramapo	Sr.	25	170	86	122	548	21.9
25.	Keala Mills, Wesleyan (Conn.)	Sr.	23	154	50	144	502	21.8
26.	John Mietus, Lewis & Clark	Sr.	23	197	45	61	500	21.7
27.	Robert Haney, Gallaudet	So.	26	212	35	105	564	21.7
28.	Trayvon Lathan, Chowan	Fr.	24	190	8	129	517	21.5
29.	Scott Landisch, Ripon	Sr.	23	179	31	103	492	21.4
30.	Badou Gaye, Gwynedd-Mercy	Jr.	29	252	0	116	620	21.4
31.	Lorcan Precious, Hunter	Sr.	26	185	81	104	555	21.3
32.	John Urbanek, Wis. Lutheran	Sr.	27	187	99	97	570	21.1
33.	Santo Provenzano, Hood	Fr.	24	191	2	122	506	21.1
34.	Matt Magnusen, Allegheny	Sr.	26	196	44	111	547	21.0
35.	Jim Conrad, Ohio Northern	Sr.	27	195	57	120	567	21.0
36.	Joe Smith, Hamilton	Sr.	27	205	5	151	566	21.0
37.	Pablo Palma, John Jay	Sr.	28	201	66	118	586	20.9
38.	Joshua Didick, Mount Ida	Sr.	26	194	86	69	543	20.9
39.	Travis Schwab, Ohio Wesleyan	Sr.	24	181	18	121	501	20.9
40.	Derek Yvon, Springfield	So.	28	180	82	138	580	20.7

Rank	Name, Team	Cl	G	FGM	3FG	FT	PTS	PPG
41.	Matt Glynn, Puget Sound	Sr.	27	178	67	136	559	20.7
42.	Cedric Isom, East Tex. Baptist	So.	19	156	20	60	392	20.6
43.	Samar Battle, New Jersey City	Sr.	29	235	45	83	598	20.6
44.	Farid Johnson, Manhattanville	Sr.	25	199	14	100	512	20.5
45.	Bryan Lambert, Brandeis	Sr.	23	182	34	73	471	20.5
46.	Ray Strickland, Alvernia	Sr.	28	178	54	159	569	20.3
47.	Ricardo Reimers, Hunter	Sr.	26	186	18	135	525	20.2
48.	Kevin Christensen, Wis. Lutheran	Jr.	27	178	51	138	545	20.2
49.	Tommy Stohlhanske, Texas Lutheran	Jr.	21	155	12	101	423	20.1
50.	Jonathan Pribble, Lycoming	So.	28	202	86	71	561	20.0
51.	Lucas Messer, Heidelberg	Sr.	25	179	9	133	500	20.0
52.	Michael Reich, Colorado Col.	Jr.	25	158	27	156	499	20.0
53.	Chris Rhone, Shenandoah	Jr.	26	169	35	144	517	19.9
54.	Jason Greenlee, La Verne	So.	24	163	59	92	477	19.9
55.	Paul Wright, Anderson (Ind.)	Sr.	26	183	47	103	516	19.8
56.	Josean Vega, Wheaton (Mass.)	Jr.	29	184	57	149	574	19.8
57.	Matt Brennan, Anna Maria	Sr.	24	181	37	76	475	19.8
58.	Brandon Zaleski, Moravian	Jr.	25	186	6	114	492	19.7
59.	Russ Churchwell, Oglethorpe	Sr.	28	196	40	119	551	19.7
60.	Julius Hobert, Newbury	So.	23	171	1	109	452	19.7
61.	Cory Nickel, Lakeland	Sr.	29	182	67	138	569	19.6
62.	Rene Smith, Medaille	Jr.	26	168	2	172	510	19.6
63.	Shacun Malave, City Tech	Jr.	28	200	7	142	549	19.6
64.	Robert Hennigan, Emerson	Sr.	27	165	89	110	529	19.6
65.	Matt Gustafson, Swarthmore	Jr.	25	181	48	77	487	19.5
66.	Marcellus Morgan, Greensboro	Sr.	22	141	53	92	427	19.4
67.	Chris Martin, Elmhurst	So.	25	171	18	125	485	19.4
68.	Ricky Easterling, Bridgewater (Va.)	Jr.	26	181	31	109	502	19.3
	Matt Formato, Kenyon	So.	26	170	57	105	502	19.3
70.	Derick Grant, TCNJ	Jr.	27	179	66	97	521	19.3
71.	David Bostick, Becker	Sr.	25	160	57	104	481	19.2
72.	Joemi Byrd, Clarke	Jr.	27	187	64	81	519	19.2
73.	Scott Veldhuizen, Central (Iowa)	Sr.	26	185	43	86	499	19.2
74.	Rami Almeffy, Rhodes	So.	23	149	41	100	439	19.1
75.	David Glaser, Gettysburg	Jr.	28	180	35	139	534	19.1

Rebounds Per Game

Rank	Name, Team	Cl	G	REB	RPG
1.	Matt Clement, Maine Maritime	Sr.	19	303	15.9
2.	Anthony Fitzgerald, Villa Julie	So.	25	374	15.0
3.	Tommy Stohlhanske, Texas Lutheran	Jr.	21	293	14.0
4.	Chris Braier, Lawrence	So.	29	388	13.4

Rank	Name, Team	Cl	G	REB	RPG
5.	Jeremy Coleman, Phila. Bible	Jr.	25	324	13.0
6.	Badou Gaye, Gwynedd-Mercy	Jr.	29	352	12.1
7.	Dan Sheppard, Coast Guard	So.	23	273	11.9
8.	John Danielski, Manhattanville	Sr.	28	329	11.8
9.	John Mietus, Lewis & Clark	Sr.	23	264	11.5
10.	Josef Woldense, Bard	So.	24	274	11.4
11.	Solomon Harris, Neumann	Sr.	27	305	11.3
12.	Jared Hite, Rensselaer	Sr.	27	300	11.1
13.	Ifesinachi Anosike, Salem St.	Jr.	27	296	11.0
14.	Ron Betts, Daniel Webster	Jr.	24	263	11.0
15.	John Bunch, Lincoln (Pa.)	So.	25	272	10.9
16.	Joe Smith, Hamilton	Sr.	27	292	10.8
17.	Geoffrey Pilgrim, Brooklyn	So.	21	225	10.7
18.	Shacun Malave, City Tech	Jr.	28	299	10.7
19.	Kanem Johnson, Wesleyan (Conn.)	Sr.	23	243	10.6
20.	Brian O'Donnell, Scranton	Jr.	20	210	10.5
21.	Thad Davis, Baldwin-Wallace	Jr.	26	271	10.4
22.	Seth Hauben, Rochester	Jr.	27	277	10.3
23.	Andrew St. Clair, Colby-Sawyer	So.	28	287	10.3
24.	Magen McNeil, Arcadia	So.	22	223	10.1
25.	Johnnie Carter, Plattsburgh St.	Jr.	27	270	10.0
26.	Sime Marnika, Baruch	Jr.	21	209	10.0
27.	Ben Coffin, Williams	Sr.	32	318	9.9
28.	Anthony Oglesby, Plymouth St.	Jr.	30	298	9.9
29.	Chris Martin, Elmhurst	So.	25	247	9.9
30.	Luke Nielsen, Me.-Farmington	Jr.	27	264	9.8
31.	Tsakane Ngobeni, Hamilton	Fr.	27	261	9.7
32.	Julius Hobert, Newbury	So.	23	222	9.7
33.	Bryan Lambert, Brandeis	Sr.	23	219	9.5
34.	Joel Kolmodin, Wheaton (Ill.)	Sr.	24	228	9.5
35.	Mike Drachos, Bethany (W.V.)	So.	27	256	9.5
36.	Craig Coupe, Trinity (Conn.)	Jr.	26	246	9.5
37.	Dallas Green, Stillman	Sr.	25	234	9.4
38.	Benny West, Howard Payne	Sr.	25	233	9.3
39.	Dan Holbrook, Westfield St.	Fr.	20	186	9.3
40.	Brian Hiltner, Richard Stockton	Jr.	28	260	9.3
41.	Paul Henrichs, St. John's (Minn.)	So.	25	232	9.3
42.	Kenneth Lane, Mt. St. Mary (N.Y.)	Jr.	29	269	9.3
43.	Josh Hinz, Beloit	So.	23	213	9.3
44.	Scott Mahan, Wheaton (Mass.)	Sr.	28	258	9.2
45.	Jeff Kotkowski, Becker	So.	25	230	9.2
46.	Sam Porter, Methodist	Jr.	28	257	9.2
47.	Charlie Croff, Brockport St.	Sr.	30	275	9.2
48.	Nick Harrington, Southern Vt.	Fr.	24	220	9.2
49.	Derek Suttles, MacMurray	Sr.	25	228	9.1
50.	Kenny McMillian, Farmingdale	So.	26	237	9.1

Blocked Shots Per Game

Rank	Name, Team	Cl	G	BLKS	BKPG
1.	John Bunch, Lincoln (Pa.)	So.	25	173	6.9
2.	Shacun Malave, City Tech	Jr.	28	167	6.0
3.	Badou Gaye, Gwynedd-Mercy	Jr.	29	131	4.5
4.	Steve Juskin, Frank. & Marsh.	Sr.	30	114	3.8
5.	Sean Devins, Trinity (Tex.)	Jr.	29	107	3.7
6.	Matt Clement, Maine Maritime	Sr.	19	69	3.6
7.	Josef Woldense, Bard	So.	24	85	3.5
8.	Arthur Hatch, Methodist	Sr.	28	96	3.4
9.	Ifesinachi Anosike, Salem St.	Jr.	27	92	3.4
10.	Julius Hobert, Newbury	So.	23	73	3.2
11.	Mike Collins, Stevens Institute	So.	25	75	3.0
12.	Farid Johnson, Manhattanville	Sr.	25	67	2.7
13.	Pierre Bryant, Medaille	Jr.	26	69	2.7
14.	Mike Grunst, Washington-St. Louis	So.	25	65	2.6
15.	Kerry Gibson, Wis.-Oshkosh	Fr.	27	68	2.5
16.	Paul Nordlund, Grinnell	So.	24	60	2.5
17.	Jason Lentz, East. Mennonite	Fr.	24	58	2.4
18.	Neville Lestrade, Staten Island	Sr.	28	65	2.3
19.	Travis Jones, Bethel (Minn.)	Jr.	27	61	2.3
20.	Rocco Cordato, Utica	Jr.	27	60	2.2
	Mike Thompson, Hampden-Sydney	Sr.	27	60	2.2
	Evan Walters, Wilkes	So.	27	60	2.2
23.	Brian Scharrenweber, Roger Williams	Jr.	29	64	2.2
24.	Tori Davis, Baldwin-Wallace	Fr.	26	56	2.2
25.	Daniel Zinchuk, Emerson	Jr.	27	58	2.1
26.	Drew Cohen, Colby	Fr.	20	42	2.1
27.	Jacob Nonemacher, Wis.-Stout	Fr.	22	46	2.1
28.	Dan Sheppard, Coast Guard	So.	23	48	2.1
29.	Jesse Foote, Rochester Inst.	Jr.	26	54	2.1
	Ryan Smalligan, Calvin	Sr.	26	54	2.1
31.	Scott Misiaszek, WPI	Fr.	28	58	2.1
	Andrew St. Clair, Colby-Sawyer	So.	28	58	2.1
33.	Robert Haney, Gallaudet	So.	26	53	2.0
34.	Nick Kane, Franklin	So.	28	57	2.0
35.	Randy Aram, LeTourneau	Sr.	24	46	1.9

Rank	Name, Team	Cl	G	BLKS	BKPG
36.	Phil Sander, Susquehanna	Sr.	22	42	1.9
37.	Kenneth Lane, Mt. St. Mary (N.Y.)	Jr.	29	55	1.9
38.	Walter Fowler, Susquehanna	So.	24	45	1.9
39.	Donta Jenkins, N.C. Wesleyan	Jr.	27	50	1.9
	Daniel Russ, Wittenberg	So.	27	50	1.9
41.	Gary Etienne, Baruch	Sr.	26	48	1.8
42.	Steve Ott, New Paltz St.	Sr.	24	44	1.8
	Nate Sanzo, Fredonia St.	So.	24	44	1.8
44.	Chad Wachs, Thomas More	Jr.	23	42	1.8
45.	Eric Berger, Manchester	So.	27	49	1.8
46.	Brice Assie, Western Conn. St.	Jr.	30	54	1.8
47.	Samar Battle, New Jersey City	Sr.	29	52	1.8
48.	Anthony Taylor, Whittier	Fr.	24	43	1.8
49.	Akeem Washington, Alvernia	Fr.	28	50	1.8
50.	Thad Davis, Baldwin-Wallace	Jr.	26	46	1.8

Steals Per Game

Rank	Name, Team	Cl	G	ST	STPG
1.	Benny West, Howard Payne	Sr.	25	116	4.6
2.	Curtis Smith, Plattsburgh St.	Jr.	27	107	4.0
3.	Curtis Miller, Albertus Magnus	Sr.	25	89	3.6
4.	Travis DePree, Albion	Jr.	27	96	3.6
5.	Isiah Walker, Marywood	Sr.	23	77	3.3
6.	Casey Lefebvre, Anna Maria	Sr.	25	83	3.3
7.	Darnell Edmonds, Hood	Fr.	24	79	3.3
8.	Adam Harper, Amherst	Sr.	32	105	3.3
9.	Jeff Mikos, Milwaukee Engr.	So.	24	78	3.3
10.	Mike McGarvey, Ursinus	So.	27	83	3.1
11.	Justin O'Garrow, Cortland St.	Jr.	28	86	3.1
12.	Lawrence Maroney, Nazareth	Sr.	21	64	3.0
13.	Clyde Forteau, City Tech	So.	28	84	3.0
14.	Brian Horgan, King's (Pa.)	Jr.	26	76	2.9
15.	Anthony Oglesby, Plymouth St.	Jr.	30	86	2.9
16.	Brian Schaefer, Adrian	Sr.	28	80	2.9
17.	Joshua Didick, Mount Ida	Sr.	26	73	2.8
18.	Cliff Foster, La Roche	Sr.	28	78	2.8
19.	Mike Hoyt, Mt. St. Mary (N.Y.)	Fr.	29	80	2.8
20.	Boo Evans, Richard Stockton	So.	28	77	2.8
21.	Danny Del Valle, Kean	Jr.	25	67	2.7
22.	Andy Albright, Lynchburg	So.	27	72	2.7
	Gene Mergenthal, Rutgers-Camden	Sr.	24	64	2.7
	Jack Yulzary, Yeshiva	Sr.	24	64	2.7
25.	Travis Schellhammer, Olivet	Sr.	26	69	2.7
26.	Avain Guardine, CCNY	Jr.	24	63	2.6
27.	Ryan Anderson, Bridgewater St.	Sr.	26	68	2.6
28.	Evan Fowler, Mary Washington	Sr.	28	72	2.6
29.	Tan Kesler, Kean	Jr.	25	64	2.6
30.	John Halas, Trinity (Conn.)	Jr.	27	69	2.6
31.	Steve Wood, Grinnell	Sr.	24	61	2.5
32.	Aaron Kiffer, Pitt-Bradford	Jr.	26	66	2.5
33.	Jeffrey Allen, Concordia-Austin	Sr.	25	63	2.5
34.	Demajio Clemens, Greenville	Sr.	27	68	2.5
35.	David Knowles, Pomona-Pitzer	Fr.	26	65	2.5
	Leonardo Leon, Utica/Rome	Sr.	26	65	2.5
37.	Ed Pagley, Westminster (Pa.)	Jr.	25	62	2.5
38.	Ja'Quaine Coe, Fitchburg St.	Sr.	23	57	2.5
39.	Marcellus Morgan, Greensboro	Sr.	22	54	2.5
40.	James Mooney, Mt. St. Vincent	So.	26	63	2.4
41.	Amin Wright, Ramapo	Jr.	29	70	2.4
42.	Randy Kolinske, Edgewood	Sr.	27	65	2.4
43.	Michael Brown, Sewanee	Sr.	25	60	2.4
	Jamaal Ford, FDU-Florham	So.	25	60	2.4
	Scott Sumner, Louisiana Col.	Jr.	25	60	2.4
46.	Nate Watkins, Pitt-Greensburg	Jr.	26	62	2.4
47.	Evans Cazeau, Lasell	Sr.	29	69	2.4
	Mark Washington, New Jersey City	So.	29	69	2.4
49.	Perry Davis, Buffalo St.	Sr.	24	57	2.4
50.	John Urbanek, Wis. Lutheran	Sr.	27	64	2.4

Assists Per Game

Rank	Name, Team	Cl	G	AST	APG
1.	Michael Crotty, Williams	Sr.	32	249	7.8
2.	Andre Bagot, Lehman	Jr.	28	205	7.3
3.	Cliff Foster, La Roche	Sr.	28	201	7.2
4.	Ryan Anderson, Bridgewater St.	Sr.	26	184	7.1
5.	Ben Fisher, Emory & Henry	Sr.	26	183	7.0
	Gabe Perez, Rochester	Jr.	26	183	7.0
7.	Mike McGarvey, Ursinus	So.	27	186	6.9
8.	J.D. Henderson, Dubuque	Sr.	25	165	6.6
9.	Jesse Farrell, Trinity (Conn.)	Jr.	27	175	6.5
10.	Bobby Jenkins, N.C. Wesleyan	Sr.	25	159	6.4

Rank	Name, Team	CI	G	AST	APG
11.	Evan Fowler, Mary Washington	Sr.	28	175	6.3
12.	Donald Parrish, Rutgers-Newark	Sr.	25	155	6.2
13.	Isiah Walker, Marywood	Sr.	23	140	6.1
14.	Blake Brookman, Chris. Newport	Jr.	26	158	6.1
	Lorcan Precious, Hunter	Sr.	26	158	6.1
16.	Shawn McGuire, Eureka	Sr.	27	162	6.0
17.	Johnny Elefterakis, Haverford	So.	25	149	6.0
18.	Andrew Alhadeff, Redlands	Jr.	23	135	5.9
19.	Demajo Clemens, Greenville	Sr.	27	158	5.9
20.	Andrew McCormack, Bard	So.	24	139	5.8
21.	Malcolm Stanton, Utica/Rome	Sr.	26	144	5.5
22.	Dirk Walker, Simpson	Sr.	27	149	5.5
23.	Shaun Morris, Lycoming	Jr.	28	154	5.5
24.	Alphonse Michalski, Keene St.	Sr.	31	170	5.5
25.	Jeff Mikos, Milwaukee Engr.	So.	24	131	5.5
26.	Jason Bayuk, New York U.	Jr.	28	152	5.4
27.	Cedric Isom, East Tex. Baptist	So.	19	103	5.4
28.	Adam Dauksas, Ill. Wesleyan	So.	28	150	5.4
29.	Tom Harrington, Baldwin-Wallace	Jr.	26	139	5.3
30.	Erin Gram, Pacific (Ore.)	Sr.	25	133	5.3
	Greg Ricker, Whitman	So.	25	133	5.3
32.	Nicholas Perioli, Oswego St.	Fr.	27	143	5.3
33.	Jacob Letendre, Swarthmore	Sr.	25	132	5.3
34.	Danny Del Valle, Kean	Jr.	25	131	5.2
35.	Jon Nielson, Wheaton (Ill.)	Jr.	25	130	5.2
36.	Kevin Christensen, Wis. Lutheran	Jr.	27	140	5.2
37.	Jay Reginatto, Western Conn. St.	Jr.	28	144	5.1
38.	Sean O'Brien, St. John Fisher	So.	29	149	5.1
39.	Casey Pelzer, Buena Vista	Sr.	29	148	5.1
40.	Derek Jacobs, Baptist Bible (Pa.)	So.	23	117	5.1
41.	Andy Fox, Cornell College	Sr.	23	116	5.0
42.	Jon-David Byers, Lebanon Valley	Jr.	29	146	5.0
43.	Clay Sanders, Mount Union	Jr.	28	138	4.9
44.	Ty Wallace, Arcadia	So.	22	108	4.9
45.	Sam Tamargo, Johnson & Wales	Jr.	29	142	4.9
46.	Josh Polantz, Bethany (W.V.)	So.	27	132	4.9
47.	David McMullen, Ripon	Fr.	22	107	4.9
48.	Darnell Edmonds, Hood	Fr.	24	116	4.8
49.	Raul Placeres, Maryville (Tenn.)	Jr.	29	140	4.8
50.	Tom Becker, Ripon	Jr.	23	111	4.8

Field-Goal Percentage

Minimum 5.0 Field Goals Made Per Game

Rank	Name, Team	CI	G	FGM	FGA	FG%
1.	Jon Konzelman, Baptist Bible (Pa.)	So.	26	144	212	67.9
2.	Danny Nawrocki, Johns Hopkins	Fr.	25	138	207	66.7
	Phil Sander, Susquehanna	Sr.	22	116	174	66.7
4.	Adam Novak, Adrian	Sr.	28	142	215	66.0
5.	Ryan Hodges, Cal Lutheran	Sr.	22	137	210	65.2
6.	Stephen Bash, Maryville (Mo.)	Jr.	25	131	207	63.3
7.	Franklyn Beckford, Lake Forest	So.	24	154	245	62.9
8.	Chris Hendershot, FDU-Florham	Jr.	25	160	255	62.7
9.	Matt Rowles, Pitt-Bradford	Sr.	25	182	292	62.3
10.	Andreas Pope, Plymouth St.	Fr.	27	137	220	62.3
11.	Badou Gaye, Gwynedd-Mercy	Jr.	29	252	415	60.7
12.	Ryan Shipley, Nazareth	Jr.	25	147	243	60.5
13.	Kevin Hunter, Roanoke	Jr.	26	145	240	60.4
14.	Tony Wichmann, Kalamazoo	Jr.	26	151	251	60.2
15.	Bob Lynch, Frank. & Marsh.	Jr.	30	168	280	60.0
	Aaron Marshall, St. Lawrence	Jr.	25	165	275	60.0
	Kevin Lauer, Carroll (Wis.)	Sr.	25	126	210	60.0
18.	Bryan Jolly, Claremont-M.S.	So.	24	158	265	59.6
19.	Michael Kippfuth, Eastern Conn. St.	Sr.	26	174	293	59.4
20.	Brice Assie, Western Conn. St.	Jr.	30	166	280	59.3
21.	R.K. Thurman, Thomas More	So.	24	122	206	59.2
22.	Napoleon Sandeford, Lasell	Sr.	29	175	296	59.1
23.	Matt Clement, Maine Maritime	Sr.	19	163	278	58.6
24.	Brandon Parrish, Roger Williams	Fr.	29	145	248	58.5
25.	Tim Dutille, Clark (Mass.)	So.	25	136	233	58.4
26.	Danny Hodgkinson, Denison	Fr.	26	168	288	58.3
27.	Brad Boyles, Bluffton	Sr.	26	139	239	58.2
28.	Brandon Martin, Greenville	Jr.	26	176	303	58.1
29.	Gabe Whitney, Merchant Marine	Sr.	26	133	229	58.1
30.	Trevor Deeter, Albright	So.	27	200	346	57.8
31.	Tori Davis, Baldwin-Wallace	Fr.	26	137	238	57.6
32.	Travis Schwab, Ohio Wesleyan	Sr.	24	181	315	57.5
33.	Jared Hite, Rensselaer	Sr.	27	186	324	57.4
34.	Andy Phillips, Hope	So.	26	156	272	57.4
35.	Troy Bennett, Monmouth (Ill.)	Sr.	23	174	304	57.2
36.	Tommy Stolhandske, Texas Lutheran	Jr.	21	155	271	57.2
37.	Tsakane Ngobeni, Hamilton	Fr.	27	159	278	57.2
38.	Anthony Fitzgerald, Villa Julie	So.	25	239	419	57.0
39.	Jeremy Bass, Haverford	So.	25	156	274	56.9
40.	Brandon Adair, Va. Wesleyan	So.	28	157	276	56.9

Rank	Name, Team	CI	G	FGM	FGA	FG%
41.	Brandon Mills, Brockport St.	Sr.	30	172	303	56.8
42.	Bryan Depew, Whitworth	Sr.	25	198	350	56.6
43.	Ryan Wietor, Concordia (Wis.)	Jr.	26	194	344	56.4
44.	Scott Weber, Buena Vista	Sr.	29	186	330	56.4
45.	Philip Griffith, Rose-Hulman	Jr.	27	151	268	56.3
46.	Shacun Malave, City Tech	Jr.	28	200	355	56.3
47.	Josh Hinz, Beloit	So.	23	227	403	56.3
48.	Jeremy Coleman, Phila. Bible	Jr.	25	236	420	56.2
49.	Nick Schader, St. Thomas (Minn.)	Sr.	26	153	273	56.0
50.	Santo Provenzano, Hood	Fr.	24	191	341	56.0

Free-Throw Percentage

Minimum 2.5 Free Throws Made Per Game

Rank	Name, Team	CI	G	FT	FTA	FT%
1.	Joe Bueckers, Concordia-M'head	Sr.	26	71	75	94.7
2.	Aaron Faulkner, St. Norbert	Jr.	23	64	68	94.1
3.	Casey Taggatz, Wis-La Crosse	Sr.	25	67	72	93.1
4.	Casey Stitzel, Widener	Jr.	25	70	76	92.1
5.	Blair Mills, Catholic	Sr.	30	102	112	91.1
6.	Ryan Wietor, Concordia (Wis.)	Jr.	26	150	166	90.4
7.	Ryan Grabill, Frostburg St.	Sr.	27	84	93	90.3
8.	Brandon Constantine, Wm. Paterson	Sr.	27	70	78	89.7
	Kyle Lefebvre, LaGrange	So.	27	70	78	89.7
10.	Sam Tamargo, Johnson & Wales	Jr.	29	86	96	89.6
11.	Greg Monfre, Carroll (Wis.)	Sr.	25	83	93	89.2
12.	Austin Lutz, Rhodes	Sr.	23	65	73	89.0
13.	Nick Wilkins, Coe	Jr.	27	105	118	89.0
14.	Jon-David Byers, Lebanon Valley	Jr.	29	104	118	88.1
15.	J.P. Johnson, Austin	Jr.	24	90	103	87.4
16.	Tim Dygert, LeTourneau	Sr.	25	96	110	87.3
17.	Brady Barke, Webster	Sr.	25	95	109	87.2
	Justin Call, Emory & Henry	Sr.	27	95	109	87.2
19.	Tony Borghese, Otterbein	Jr.	27	74	85	87.1
20.	Jim Conrad, Ohio Northern	Sr.	27	120	138	87.0
21.	Keala Mills, Wesleyan (Conn.)	Sr.	23	144	166	86.7
22.	Brad Litchfield, Dickinson	So.	25	85	98	86.7
23.	Nick Bennett, Wis.-Stevens Point	Jr.	34	130	150	86.7
	Kevin Broene, Calvin	Sr.	29	78	90	86.7
25.	T.J. Mcleod, Bowdoin	Sr.	25	102	118	86.4
26.	Keith Eckhoff, Concordia-M'head	So.	26	104	121	86.0
	Lorcan Precious, Hunter	Sr.	26	104	121	86.0
28.	Bryan Depew, Whitworth	Sr.	25	162	189	85.7
29.	Shawn Bloom, Salem St.	So.	26	88	103	85.4
30.	Matt Secrease, Hendrix	Fr.	23	64	75	85.3
31.	Beau Wilson, Waynesburg	Fr.	27	75	88	85.2
32.	Derek Yvon, Springfield	So.	28	138	162	85.2
33.	Scott Landisch, Ripon	Sr.	23	103	121	85.1
	Paul Wright, Anderson (Ind.)	Sr.	26	103	121	85.1
35.	J.R. Redovan, Loras	Fr.	20	57	67	85.1
36.	Jim Capelle, Wis.-Oshkosh	Fr.	27	85	100	85.0
37.	Ryan Cain, WPI	Fr.	28	73	86	84.9
38.	Dan Murphy, Occidental	Sr.	25	67	79	84.8
39.	Jamaal Wade, Manchester	Fr.	27	77	91	84.6
40.	Josh Burr, Oglethorpe	So.	28	108	128	84.4
	Aubrey Shelton, Puget Sound	Jr.	27	81	96	84.4
42.	Randy Kolinske, Edgewood	Sr.	27	95	113	84.1
43.	Rami Almefty, Rhodes	So.	23	100	119	84.0
	Tim Gilbert, Bethel (Minn.)	Jr.	27	100	119	84.0
45.	Brian Grasle, Fontbonne	Sr.	25	157	187	84.0
46.	Adam McCoy, Aurora	Jr.	27	68	81	84.0
	Nate Schmidt, Wartburg	So.	27	68	81	84.0
48.	Brad Reitzner, Wis.-Platteville	Jr.	28	162	193	83.9
49.	Ricky Easterling, Bridgewater (Va.)	Jr.	26	109	130	83.8
50.	Dennis Stanton, Ursinus	Sr.	27	217	259	83.8
	Keith Sudler, N.C. Wesleyan	Sr.	26	93	111	83.8

Three-Point Field-Goal Percentage

Minimum 2.5 3-Pt. Field Goals Made per Game

Rank	Name, Team	CI	G	3FG	3FGA	3FG%
1.	Landon Lewis, Chapman	Jr.	24	84	159	52.8
2.	Keelan Amelianovich, Ill. Wesleyan	So.	28	82	162	50.6
3.	Mike Prestileo, WPI	So.	28	84	179	46.9
4.	Lorcan Precious, Hunter	Sr.	26	81	178	45.5
5.	Robert Hennigan, Emerson	Sr.	27	89	196	45.4
6.	Neal Anderson, St. Thomas (Minn.)	Sr.	26	85	188	45.2
7.	Hayes Murray, Gordon	Sr.	25	66	146	45.2
8.	Brandon Constantine, Wm. Paterson	Sr.	27	70	155	45.2
9.	Josh Harner, Clarkson	Sr.	28	87	194	44.8
10.	Jon Hurd, Mary Washington	Jr.	28	74	168	44.0
11.	Justin Call, Emory & Henry	Sr.	27	76	173	43.9

Rank	Name, Team	Cl	G	3FG	3FGA	3FG%
12.	Mike Hoyt, Mt. St. Mary (N.Y.)	Fr.	29	79	180	43.9
13.	Eric Wiebers, Buena Vista	Jr.	29	82	187	43.9
14.	J.P. Johnson, Austin	Jr.	24	62	142	43.7
15.	Matt Blue, St. Lawrence	Fr.	23	58	133	43.6
16.	Kyle Seyboth, Elms	Jr.	26	98	225	43.6
17.	Zach Ross, Muskingum	So.	22	60	138	43.5
18.	Brian Gerrity, Bates	Jr.	26	76	175	43.4
19.	Brett Huckle, LaGrange	Jr.	27	75	173	43.4
20.	Chris Wight, Whittier	Sr.	24	61	141	43.3
21.	Geoff Hensley, Norwich	So.	28	79	183	43.2
22.	Brad Gerard, Mount Union	Jr.	28	82	190	43.2
23.	Jon Furbush, Bates	Jr.	24	67	156	42.9
24.	Jon Young, Whitworth	Fr.	25	80	187	42.8
25.	Ramon Garcia, Bates	Sr.	26	84	197	42.6
26.	Josh Burr, Oglethorpe	So.	28	104	244	42.6
27.	Matt Bahl, Colorado Col.	Sr.	25	86	202	42.6
	Joshua Didick, Mount Ida	Sr.	26	86	202	42.6
29.	Jason Doan, Maryville (Tenn.)	Jr.	29	74	174	42.5
30.	Sidney Hooper, Sul Ross St.	So.	30	86	203	42.4
31.	Brandon Bushey, York (Pa.)	So.	26	79	187	42.2
32.	Greg Cole, Western Conn. St.	So.	27	106	251	42.2
33.	David Guy, Wilmington (Ohio)	Jr.	26	67	159	42.1
34.	Brian Kirchhoff, Cortland St.	So.	26	69	164	42.1
35.	Chet Columbus, Mass. Liberal Arts	Jr.	25	89	212	42.0
36.	Charles Ranson, Ramapo	Sr.	25	86	205	42.0
37.	Andrew Tsai, MIT	Sr.	27	98	234	41.9
38.	Jon-David Byers, Lebanon Valley	Jr.	29	100	239	41.8
39.	Mike Lee, Mary Washington	Fr.	28	75	180	41.7
40.	Roger Redhead, City Tech	Sr.	27	89	214	41.6
41.	Cory Waters, Blackburn	Jr.	24	71	171	41.5
42.	Ryan Smith, Gordon	Sr.	26	88	212	41.5
43.	Matt McManus, New England	So.	27	75	181	41.4
44.	Kamran Alemдар, Rhode Island Col.	Sr.	26	74	179	41.3
45.	Jonathan Pribble, Lycoming	So.	28	86	209	41.1
46.	Jared Kelly, Knox	Jr.	22	58	141	41.1
47.	Jeff Vandenberghe, Wis.-Stout	Sr.	25	76	186	40.9
48.	Josh Hanson, Hamline	Sr.	25	64	157	40.8
49.	Nick Paige, Mississippi Col.	Sr.	27	84	207	40.6
50.	Jacob Gomez, Maranatha Baptist	Sr.	26	77	190	40.5

Three-Point Field Goals Per Game

Rank	Name, Team	Cl	G	3FG	3PG
1.	Billy Shivers, Redlands	Sr.	25	153	6.1
2.	Dennis Stanton, Ursinus	Sr.	27	140	5.2
3.	Steve Nordlund, Grinnell	Sr.	24	114	4.8

Rank	Name, Team	Cl	G	3FG	3PG
4.	Greg Cole, Western Conn. St.	So.	27	106	3.9
5.	Danny Winchester, Lewis & Clark	Sr.	25	98	3.9
6.	Rohan Russell, Johnson & Wales	Sr.	29	110	3.8
7.	Kyle Seyboth, Elms	Jr.	26	98	3.8
8.	Josh Burr, Oglethorpe	So.	28	104	3.7
9.	Amir Mazareei, Redlands	Fr.	25	92	3.7
	Ryan Wells, Lewis & Clark	So.	25	92	3.7
11.	John Urbanek, Wis. Lutheran	Sr.	27	99	3.7
12.	Andrew Tsai, MIT	Sr.	27	98	3.6
13.	Mark DeMonaco, Westminster (Pa.)	So.	28	100	3.6
14.	Chet Columbus, Mass. Liberal Arts	Jr.	25	89	3.6
15.	Casey Meador, Louisiana Col.	So.	25	88	3.5
16.	Landon Lewis, Chapman	Jr.	24	84	3.5
17.	Jon-David Byers, Lebanon Valley	Jr.	29	100	3.4
18.	Matt Bahl, Colorado Col.	Sr.	25	86	3.4
	Charles Ranson, Ramapo	Sr.	25	86	3.4
20.	Nick Malinowski, Grinnell	Sr.	24	82	3.4
21.	Ryan Smith, Gordon	Sr.	26	88	3.4
22.	Brendan Twomey, Mt. St. Mary (N.Y.)	Sr.	29	96	3.3
23.	Joshua Didick, Mount Ida	Sr.	26	86	3.3
24.	Robert Hennigan, Emerson	Sr.	27	89	3.3
	Roger Redhead, City Tech	Sr.	27	89	3.3
26.	Neal Anderson, St. Thomas (Minn.)	Sr.	26	85	3.3
27.	Ramon Garcia, Bates	Sr.	26	84	3.2
28.	Jon Young, Whitworth	Fr.	25	80	3.2
29.	Lorcan Precious, Hunter	Sr.	26	81	3.1
30.	Nick Paige, Mississippi Col.	Sr.	27	84	3.1
31.	Josh Harner, Clarkson	Sr.	28	87	3.1
32.	Curtis Medved, Puget Sound	Fr.	27	83	3.1
	Mike Morgan, Wilkes	Sr.	27	83	3.1
34.	Jonathan Pribble, Lycoming	So.	28	86	3.1
35.	Anthony Beaird, Monmouth (Ill.)	So.	23	70	3.0
36.	Jeff Vandenberghe, Wis.-Stout	Sr.	25	76	3.0
37.	Brandon Bushey, York (Pa.)	So.	26	79	3.0
38.	Mike Prestileo, WPI	So.	28	84	3.0
	Brian Schaefer, Adrian	Sr.	28	84	3.0
40.	Jacob Gomez, Maranatha Baptist	Sr.	26	77	3.0
41.	Cory Waters, Blackburn	Jr.	24	71	3.0
42.	Keelan Amelianovich, Ill. Wesleyan	So.	28	82	2.9
	Brad Gerard, Mount Union	Jr.	28	82	2.9
	Derek Yvon, Springfield	So.	28	82	2.9
45.	Ryan Tozer, Eastern	Jr.	27	79	2.9
46.	Brian Gerrity, Bates	Jr.	26	76	2.9
47.	Ed Pagley, Westminster (Pa.)	Jr.	25	73	2.9
48.	Matthew Brown, Grinnell	Jr.	24	70	2.9
49.	Sidney Hooper, Sul Ross St.	So.	30	86	2.9
50.	Kamran Alemдар, Rhode Island Col.	Sr.	26	74	2.8

2004 Division III Game Highs

Individual Highs

POINTS

Rank	Name, Team	Cl	vs. Opponent	Game Date	PTS
1.	Dennis Stanton, Ursinus	Sr.	Frank. & Marsh.	2/07/2004	55
	Josh Hinz, Beloit	So.	Grinnell	1/30/2004	55
	Steve Wood, Grinnell	Sr.	Beloit	1/30/2004	55
4.	Billy Shivers, Redlands	Sr.	Whittier	2/21/2004	54
5.	Benny West, Howard Payne	Sr.	Concordia-Austin	1/31/2004	52
6.	Rohan Russell, Johnson & Wales	Sr.	Rivier	2/24/2004	50
	Justin Call, Emory & Henry	Sr.	Oakwood	11/30/2003	50
8.	Zareh Avedian, Cal Lutheran	Sr.	Redlands	2/07/2004	48
	Jeremy Coleman, Phila. Bible	Jr.	Valley Forge Chrst.	1/22/2004	48
10.	Steve Wood, Grinnell	Sr.	Carrroll (Wis.)	1/31/2004	47
	Chris Wight, Whittier	Sr.	Redlands	1/28/2004	47
	Mark DeMonaco, Westminster (Pa.)	So.	Case Reserve	1/07/2004	47
13.	Andy Kieck, Ripon	Sr.	Grinnell	2/07/2004	46
14.	Rohan Russell, Johnson & Wales	Sr.	Salem St.	3/04/2004	45
	Dennis Stanton, Ursinus	Sr.	Haverford	2/18/2004	45
	Dennis Stanton, Ursinus	Sr.	Johns Hopkins	1/17/2004	45
	Andy Phillips, Hope	So.	Tri-State	1/07/2004	45
	Russ Churchwell, Oglethorpe	Sr.	Puget Sound	12/06/2003	45
19.	Wade Henninger, Villa Julie	Jr.	Salisbury	2/16/2004	44
20.	Rohan Russell, Johnson & Wales	Sr.	Albertus Magnus	2/14/2004	43

Rank	Name, Team	Cl	vs. Opponent	Game Date	PTS
	Ryan Hodges, Cal Lutheran	Sr.	Redlands	1/14/2004	43
	Shane Lungwitz, Dallas	Sr.	Rice	12/30/2003	43
	Matt Brennan, Anna Maria	Sr.	Becker	12/04/2003	43

FIELD-GOAL PERCENTAGE

Minimum 10 made

Rank	Name, Team	Cl	vs. Opponent	Game Date	FG%	FGM	FGA
1.	Franklyn Beckford, Lake Forest	So.	Grinnell	2/14/2004	100.0	18	18
	Dallin Wilson, Occidental	Jr.	Redlands	2/18/2004	100.0	13	13
	Matt McCann, Cal Lutheran	Sr.	Caltech	1/21/2004	100.0	12	12
	Jeff Stewart, Muhlenberg	Fr.	Elms	11/22/2003	100.0	12	12
	Zach Wiernicki, Messiah	So.	Elizabethtown	2/17/2004	100.0	10	10
	James Lewis, Rust	Sr.	Philander Smith	11/24/2003	100.0	10	10

THREE-POINT FIELD GOALS MADE

Rank	Name, Team	Cl	vs. Opponent	Game Date	3FG
1.	Billy Shivers, Redlands	Sr.	Whittier	2/21/2004	17
2.	Ryan Wells, Lewis & Clark	So.	Whitman	1/12/2004	12
3.	Mark DeMonaco, Westminster (Pa.)	So.	Case Reserve	1/07/2004	11
	Landon Lewis, Chapman	Jr.	Redlands	12/05/2003	11
	Andre Logan, Lincoln (Pa.)	So.	Fisher	11/22/2003	11

Rank	Name, Team	Cl	vs. Opponent	Game Date	3FG
6.	Kyle Seyboth, Elms	Jr.	Castleton St.	2/15/2004	10
	Chase Curtiss, Puget Sound	So.	Whitworth	2/14/2004	10
	Nick Hager, Juniata	Fr.	Elizabethtown	2/11/2004	10
	Dennis Stanton, Ursinus	Sr.	Frank. & Marsh.	2/07/2004	10
	Steve Nordlund, Grinnell	Sr.	Grand View	12/13/2003	10
11.	Rohan Russell, Johnson & Wales	Sr.	Rivier	2/24/2004	9
	Amir Mazarei, Redlands	Fr.	Occidental	1/24/2004	9
	Pat O'Connor, Westminster (Pa.)	Jr.	Waynesburg	1/24/2004	9
	Ryan Wells, Lewis & Clark	So.	Puget Sound	1/24/2004	9
	Ryan Wilde, Springfield	Jr.	Coast Guard	1/21/2004	9
	Anthony Beaird, Monmouth (Ill.)	So.	Grinnell	1/13/2004	9
	Josh Burr, Oglethorpe	So.	Carver Bible	1/09/2004	9
	Billy Shivers, Redlands	So.	Northwestern (Minn.)	1/05/2004	9
	Matt Bahl, Colorado Col.	Sr.	La Verne	1/02/2004	9
	Steve Nordlund, Grinnell	Sr.	St. Joseph's (Me.)	1/02/2004	9
	Jason Fisher, Millikin	Jr.	Lake Erie	12/30/2003	9
	Jeff Vandenberghe, Wis.-Stout	Sr.	Elmhurst	12/13/2003	9
	Billy Shivers, Redlands	Sr.	Chapman	12/05/2003	9
	Patrick McGowan, Colby	Jr.	Husson	11/29/2003	9

THREE-POINT FIELD-GOAL PERCENTAGE
Minimum 7 made

Rank	Name, Team	Cl	vs. Opponent	Game Date	3FG%	3FG	3FGA
1.	Aaron Young, Emerson	Sr.	Suffolk	2/24/2004	100.0	7	7
	Justin Castelli, Franklin	Sr.	Earlham	12/30/2003	100.0	7	7
3.	Patrick McGowan, Colby	Jr.	Husson	11/29/2003	90.0	9	10
4.	Scott Veldhuizen, Central (Iowa)	Sr.	Cornell College	2/21/2004	87.5	7	8
	Jamar Stokes, King's (Pa.)	Sr.	Drew	1/24/2004	87.5	7	8
	Casey Gibbons, Williams	So.	Middlebury	1/17/2004	87.5	7	8
	Marc McCorrison, Maine Maritime	Fr.	Colby	12/04/2003	87.5	7	8
8.	Nick Hager, Juniata	Fr.	Elizabethtown	2/11/2004	83.3	10	12
9.	Bryan Lambert, Brandeis	Sr.	New York U.	2/28/2004	80.0	8	10
10.	Dave Jutton, Cortland St.	Fr.	Geneseo St.	2/06/2004	77.8	7	9
	Steve Weiler, Moravian	Sr.	Susquehanna	1/31/2004	77.8	7	9
	Josh Burr, Oglethorpe	So.	Millsaps	1/07/2004	77.8	7	9
	Chris Packer, Sul Ross St.	So.	Howard Payne	12/13/2003	77.8	7	9
14.	Cameron Leverett, Oberlin	Fr.	Denison	2/11/2004	70.0	7	10
	Joel Formanek, Wartburg	So.	Cornell College	2/06/2004	70.0	7	10
	Roberto King, Mt. St. Mary (N.Y.)	Jr.	Yeshiva	1/22/2004	70.0	7	10
	Jonathan Pribble, Lycoming	So.	Delaware Valley	1/17/2004	70.0	7	10
	Jon Connor, Elizabethtown	Jr.	King's (Pa.)	12/19/2003	70.0	7	10
	Daniel McGraner, LeTourneau	Jr.	Lamar	11/22/2003	70.0	7	10
	Casey Taggatz, Wis.-La Crosse	Sr.	Grand View	11/21/2003	70.0	7	10

FREE-THROW PERCENTAGE
Minimum 10 made

Rank	Name, Team	Cl	vs. Opponent	Game Date	FT%	FT	FTA
1.	Dennis Stanton, Ursinus	Sr.	Frank. & Marsh.	2/07/2004	100.0	19	19
	Ryan Wietor, Concordia (Wis.)	Jr.	Marian (Wis.)	1/10/2004	100.0	17	17
	Keith Eckhoff, Concordia-M'head	So.	Bethel (Minn.)	2/02/2004	100.0	16	16
	Matt Glynn, Puget Sound	Sr.	Pacific Lutheran	1/30/2004	100.0	16	16
	Kyle Conrad, Elizabethtown	Jr.	Albright	12/07/2003	100.0	16	16
	Andrew McCormack, Bard	So.	Berkeley	2/08/2004	100.0	14	14
	Kevin Conlon, Pitt.-Greensburg	Jr.	Penn St.-Behrend	1/28/2004	100.0	14	14
	Chris Martin, Elmhurst	So.	North Central	1/19/2004	100.0	13	13
	Derek Yvon, Springfield	So.	Elizabethtown	1/04/2004	100.0	13	13
	Tim Gilbert, Bethel (Minn.)	Jr.	St. Mary's (Minn.)	12/08/2003	100.0	13	13
	Quinton Owens, East Tex. Baptist	Sr.	Schreiner	12/04/2003	100.0	13	13
	Brandon Constantine, Wm. Paterson	Sr.	New Jersey City	2/26/2004	100.0	12	12
	Mike Hoyt, Mt. St. Mary (N.Y.)	Fr.	Merchant Marine	2/21/2004	100.0	12	12
	David Glaser, Gettysburg	Jr.	Washington (Md.)	2/14/2004	100.0	12	12

Rank	Name, Team	Cl	vs. Opponent	Game Date	FT%	FT	FTA
	Zach Zsilavec, Moravian	So.	Juniata	2/07/2004	100.0	12	12
	Brad Reitzner, Wis.-Platteville	Jr.	Wis.-Stout	1/31/2004	100.0	12	12
	Bryan Yelley, Bluffton	So.	Mt. St. Joseph	1/21/2004	100.0	12	12
	Bryan Depew, Whitworth	Sr.	Pacific Lutheran	1/16/2004	100.0	12	12
	Andy Phillips, Hope	So.	Tri-State	1/07/2004	100.0	12	12
	Brad Reitzner, Wis.-Platteville	Jr.	Wis.-Superior	1/03/2004	100.0	12	12
	Jeff Mikos, Milwaukee Engr.	So.	North Park	12/02/2003	100.0	12	12
	Rohan Russell, Johnson & Wales	Sr.	Salem St.	3/04/2004	100.0	11	11
	Brad Litchfield, Dickinson	So.	Muhlenberg	2/18/2004	100.0	11	11
	Scott Weber, Buena Vista	Sr.	Dubuque	2/10/2004	100.0	11	11
	Craig Biller, Juniata	Sr.	Moravian	1/17/2004	100.0	11	11
	A.J. Johnson, Lake Erie	Sr.	Thiel	1/03/2004	100.0	11	11
	Shacun Malave, Ryan Smith, Gordon	Jr.	Old Westbury	12/30/2003	100.0	11	11
	Josean Vega, Wheaton (Mass.)	Jr.	Emerson	12/04/2004	100.0	10	10
	Tim Gilbert, Bethel (Minn.)	Jr.	Carleton	2/24/2004	100.0	10	10
	Korey Townsend, Emory & Henry	Fr.	Hampden-Sydney	2/22/2004	100.0	10	10
	Anthony Beaird, Monmouth (Ill.)	So.	Knox	2/21/2004	100.0	10	10
	Scott Landisch, Ripon	Sr.	St. Norbert	2/21/2004	100.0	10	10
	Brandon Daniels, Southwestern (Tex.)	So.	Sewanee	2/15/2004	100.0	10	10
	Troy Bennett, Monmouth (Ill.)	Sr.	Illinois Col.	2/14/2004	100.0	10	10
	Jerry Logan, Gordon	Fr.	Wentworth Inst.	2/14/2004	100.0	10	10
	Jamaal Wade, Manchester	Fr.	Transylvania	2/14/2004	100.0	10	10
	Scott Landisch, Ripon	Sr.	Lawrence	2/11/2004	100.0	10	10
	Jake Fish, Coe	Sr.	Buena Vista	2/06/2004	100.0	10	10
	Kareem Lee, Rose-Hulman	So.	Trinity (Tex.)	2/06/2004	100.0	10	10
	Marcus Jones, Curry	Fr.	Nichols	2/05/2004	100.0	10	10
	Chris Wight, Whittier	Sr.	La Verne	2/04/2004	100.0	10	10
	L.J. Huggler, Lycoming	Sr.	Drew	1/31/2004	100.0	10	10
	Ryan Singleton, Thiel	Fr.	Waynesburg	1/31/2004	100.0	10	10
	J.R. Redovan, Loras	Fr.	Cornell College	1/30/2004	100.0	10	10
	Zack Wheatley, Chapman	So.	UC Santa Cruz	1/29/2004	100.0	10	10
	Scott Hood, Carthage	Fr.	North Central	1/28/2004	100.0	10	10
	Justin Moyer, Randolph-Macon	Jr.	Wash. & Lee	1/25/2004	100.0	10	10
	Scott Mahan, Wheaton (Mass.)	Sr.	MIT	1/24/2004	100.0	10	10
	Justin Wansley, Randolph-Macon	So.	Roanoke	1/24/2004	100.0	10	10
	Scott Stone, Washington-St. Louis	So.	New York U.	1/23/2004	100.0	10	10
	Mike Drahos, Bethany (W.V.)	So.	Waynesburg	1/21/2004	100.0	10	10
	Scott Mahan, Wheaton (Mass.)	Sr.	WPI	1/17/2004	100.0	10	10
	Rohan Russell, Johnson & Wales	Sr.	Western New Eng.	1/17/2004	100.0	10	10
	Ricky Shilts, Calvin	Jr.	Olivet	1/17/2004	100.0	10	10
	Kevin Menard, Carthage	Jr.	North Central	1/10/2004	100.0	10	10
	Michael Venafra, DeSales	Jr.	Albright	1/10/2004	100.0	10	10
	Wesley Jones, LaGrange	Sr.	SCAD	12/07/2003	100.0	10	10
	Munchie Muskeyvalley, Rose-Hulman	So.	Fontbonne	12/02/2003	100.0	10	10
	Justin Call, Emory & Henry	Sr.	Oakwood	11/30/2003	100.0	10	10
	Clayton Fuller, Emory	Jr.	Sewanee	11/25/2003	100.0	10	10
	Matt Secrease, Hendrix	Fr.	Central Baptist	11/21/2003	100.0	10	10

REBOUNDS

Rank	Name, Team	Cl	vs. Opponent	Game Date	REB
1.	John Danielski, Manhattanville	Sr.	Stevens Institute	2/14/2004	30
2.	John Danielski, Manhattanville	Sr.	Mt. St. Mary (N.Y.)	2/26/2004	27
3.	Anthony Fitzgerald, Villa Julie	So.	Juniata	1/06/2004	26
	Anthony Fitzgerald, Villa Julie	So.	Washington (Md.)	12/13/2003	26
5.	Anthony Fitzgerald, Villa Julie	So.	Misericordia	1/19/2004	24

Rank	Name, Team	CI	vs. Opponent	Game Date	REB
6.	Rashad Cope, Fitchburg St.	Sr.	Mass. Liberal Arts	2/19/2004	23
	Steven Drury, St. Joseph's (L.I.)	Sr.	New Jersey City	12/13/2003	23
8.	Matt Clement, Maine Maritime	Sr.	Bowdoin	2/09/2004	22
	Ron Betts, Daniel Webster	Jr.	Western New Eng.	1/22/2004	22
	Matt Stackhouse, Lycoming	Sr.	Elmira	12/15/2003	22
	John Bunch, Lincoln (Pa.)	So.	Valley Forge Chrst.	12/13/2003	22
	Matt Clement, Maine Maritime	Sr.	Colby	12/04/2003	22
	Jeremy Coleman, Phila. Bible	Jr.	Westminster (Pa.)	11/21/2003	22
14.	Ben Coffin, Williams	Sr.	Keene St.	3/13/2004	21
	Tim Troy, Utica	Sr.	Rochester Inst.	2/28/2004	21
	Chris Braier, Lawrence	So.	Grinnell	1/24/2004	21
	James Lewis, Rust	Sr.	Oakwood	1/24/2004	21
	Chris Blakely, Mount Union	Jr.	Otterbein	12/13/2003	21
	Josef Woldense, Bard	So.	Albany Pharmacy	12/02/2003	21
20.	Chris Braier, Lawrence	So.	Buena Vista	3/06/2004	20
	Matt Clement, Maine Maritime	Sr.	Thomas	2/17/2004	20
	Ilesinachi Anosike, Salem St.	Jr.	Mass. Liberal Arts	2/16/2004	20
	Matt Clement, Maine Maritime	Sr.	Husson	2/05/2004	20
	Thad Davis, Baldwin-Wallace	Jr.	Heidelberg	1/21/2004	20
	Nemanja Marinkovic, Endicott	Fr.	Gordon	1/20/2004	20
	Dan Sheppard, Coast Guard	So.	Albertus Magnus	1/08/2004	20
	Travis DePree, Albion	Jr.	SCAD	12/30/2003	20
	Chris Braier, Lawrence	So.	Carthage	12/18/2003	20
	Tommy Stolhandske, Texas Lutheran	Jr.	East Tex. Baptist	12/06/2003	20
	John Danielski, Manhattanville	Sr.	Hunter	11/26/2003	20
	Chris Braier, Lawrence	So.	North Central	11/22/2003	20

ASSISTS

Rank	Name, Team	CI	vs. Opponent	Game Date	AST
1.	J.D. Henderson, Dubuque	Sr.	Sanford Brown	11/25/2003	19
2.	Ken Heiser, Grinnell	Sr.	Grand View	12/13/2003	16
	Andre Bagot, Lehman	Jr.	Hunter	1/07/2003	16
4.	David McMullen, Ripon	Fr.	Grinnell	2/07/2004	15
	Adam Merino, Lewis & Clark	Jr.	Puget Sound	1/24/2004	15
	Donald Parrish, Rutgers-Newark	Sr.	Waynesburg	1/03/2004	15
	Ben Fisher, Emory & Henry	Sr.	Guilford	12/13/2003	15
8.	Michael Crotty, Williams	Sr.	Salem St.	3/06/2004	14
	Davis Doino, Va. Wesleyan	Sr.	Guilford	2/21/2004	14
	Jeff Mikos, Milwaukee Engr.	So.	Concordia (Wis.)	2/10/2004	14
	Dan Murphy, Occidental	Sr.	Redlands	1/24/2004	14
	Adam Dauksas, Ill. Wesleyan	So.	Benedictine (Ill.)	12/22/2003	14
13.	Cliff Foster, La Roche	So.	Oberlin	12/09/2004	13
	Gabe Perez, Rochester	Jr.	Keene St.	3/12/2004	13
	Stuart Pradia, Brandeis	Jr.	Emory	2/06/2004	13
	Ben Fisher, Emory & Henry	Sr.	Va. Wesleyan	1/10/2004	13
	Cliff Foster, La Roche	Sr.	Carnegie Mellon	1/06/2004	13
	Jesse Farrell, Trinity (Conn.)	Jr.	Ursinus	1/03/2004	13

BLOCKED SHOTS

Rank	Name, Team	CI	vs. Opponent	Game Date	BLKS
1.	John Bunch, Lincoln (Pa.)	So.	New Jersey City	1/19/2004	18
	John Bunch, Lincoln (Pa.)	So.	Valley Forge Chrst.	12/13/2003	18

Rank	Name, Team	CI	vs. Opponent	Game Date	BLKS
3.	Evan Walters, Wilkes	So.	Marywood	1/03/2004	12
4.	Shacun Malave, City Tech	Jr.	Polytechnic (N.Y.)	11/29/2003	10
	Shacun Malave, City Tech	Jr.	Vassar	11/25/2003	10
6.	Josef Woldense, Bard	So.	Pratt	2/01/2004	9
	Steve Juskin, Frank. & Marsh.	Sr.	Washington (Md.)	1/17/2004	9
	Evan Walters, Wilkes	So.	Marywood	1/03/2004	9
	Sean Devins, Trinity (Tex.)	Jr.	Augustana (Ill.)	12/29/2003	9
	Matt Clement, Maine Maritime	Sr.	Becker	12/13/2003	9
	Pierre Bryant, Medaille	Jr.	Grove City	12/03/2003	9
12.	Jason Murren, Monmouth (Ill.)	Jr.	Lake Forest	2/18/2004	8
	Badou Gaye, Gwynedd-Mercy	Jr.	Cabrini	1/17/2004	8
	Steve Juskin, Frank. & Marsh.	Sr.	Ursinus	1/10/2004	8
	Jacob Nonemacher, Wis.-Stout	Fr.	Wis.-Platteville	1/10/2004	8
	Mike Collins, Stevens Institute	So.	New York U.	1/02/2004	8
	Josef Woldense, Bard	So.	Pratt	12/09/2003	8
	Paul Nordlund, Grinnell	So.	William Penn	12/04/2003	8
	Josef Woldense, Bard	So.	Hunter	11/23/2003	8
20.	Farid Johnson, Manhattanville	Sr.	Mt. St. Vincent	2/17/2004	7
	Jacob Nonemacher, Wis.-Stout	Fr.	Wis.-Whitewater	1/17/2004	7
	Nate Sanzo, Fredonia St.	So.	New Paltz St.	1/17/2004	7
	Tori Davis, Baldwin-Wallace	Fr.	MacMurray	12/30/2003	7
	Chris Collier, Salve Regina	Jr.	New England	12/06/2003	7
	Walter Fowler, Susquehanna	So.	Elizabethtown	12/03/2003	7
	Rich Phillips, Utica/Rome	Jr.	St. Joseph's (Me.)	11/21/2003	7

STEALS

Rank	Name, Team	CI	vs. Opponent	Game Date	ST
1.	Curtis Miller, Albertus Magnus	Sr.	Emmanuel (Mass.)	1/22/2004	12
	Benny West, Howard Payne	Jr.	Sul Ross St.	12/13/2003	12
3.	Jeff Mikos, Milwaukee Engr.	So.	Northland Bapt.	2/07/2004	11
4.	Travis Schellhammer, Olivet	Sr.	Andrews (Mich.)	12/04/2003	10
5.	Chris Collier, Salve Regina	Jr.	Wentworth Inst.	1/27/2004	9
	Gene Mergenthal, Rutgers-Camden	Sr.	Arcadia	1/08/2004	9
7.	Curtis Smith, Plattsburgh St.	Jr.	Oswego St.	2/24/2004	8
	Casey Lefebvre, Anna Maria	Sr.	Gordon	2/12/2004	8
	Benny West, Howard Payne	Sr.	Texas Lutheran	2/12/2004	8
	Keith Darden, Concordia-Austin	Jr.	Howard Payne	2/07/2004	8
	Terry Bailey, Oglethorpe	Fr.	Rhodes	2/06/2004	8
	Brandon Hansen, St. Norbert	Jr.	Grinnell	2/06/2004	8
	Curtis Miller, Albertus Magnus	Sr.	Southern Vt.	1/31/2004	8
	Benny West, Howard Payne	Sr.	Mary Hardin-Baylor	1/29/2004	8
	Matt Magnusen, Allegheny	Sr.	Denison	1/24/2004	8
	Tommy Mcconnell, Juniata	So.	Pitt.-Greensburg	1/19/2004	8
	De'Andre Pruitt, Olivet	So.	Alma	1/15/2004	8
	Brian Pelkey, Keuka	Sr.	St. John Fisher	1/14/2004	8
	Nick Hager, Juniata	Fr.	Villa Julie	1/06/2004	8
	Benny West, Howard Payne	Sr.	Austin	1/03/2004	8
	Travis DePree, Albion	Jr.	SCAD	12/30/2003	8
	Brian Schaefer, Adrian	Sr.	Indiana Tech	12/29/2003	8
	Jon Connor, Elizabethtown	Jr.	Scranton	12/17/2003	8
	Kyle MacGillis, Lawrence	So.	Palm Beach Atl.	12/17/2003	8
	Nick Thomas, Dubuque	Fr.	Mt. Mercy	12/11/2003	8
	Clyde Forteau, City Tech	So.	Medgar Evers	12/09/2003	8
	Brian Horgan, King's (Pa.)	Jr.	Delaware Valley	12/07/2003	8

2004 Division III Team Leaders

Scoring Offense				
Rank	Name	GM	W-L	PTS PPG
1.	Grinnell	24	18-6	3,029 126.2
2.	Redlands	25	14-11	2,885 115.4
3.	Puget Sound	27	24-3	2,790 103.3
4.	Westminster (Pa.)	28	15-13	2,481 88.6
5.	Greenville	27	19-8	2,360 87.4
6.	Amherst	32	27-5	2,786 87.1
7.	LaGrange	27	15-12	2,323 86.0
8.	Ramapo	29	23-6	2,481 85.6
9.	Sul Ross St.	30	21-9	2,566 85.5
10.	Williams	32	30-2	2,707 84.6
11.	Howard Payne	25	16-9	2,110 84.4
12.	La Verne	25	12-13	2,104 84.2
13.	Maryville (Tenn.)	29	23-6	2,433 83.9
14.	Plymouth St.	30	24-6	2,515 83.8
15.	Salem St.	29	24-5	2,416 83.3

Rank	Name	GM	W-L	PTS PPG
16.	Hope	26	21-5	2,162 83.2
17.	Calvin	29	19-10	2,411 83.1
18.	McMurry	25	15-10	2,075 83.0
19.	Baptist Bible (Pa.)	26	16-10	2,149 82.7
20.	Bethany (W.V.)	27	18-9	2,218 82.1
21.	Carroll (Wis.)	25	17-8	2,052 82.1
22.	Lasell	29	25-4	2,378 82.0
23.	Emory & Henry	27	17-10	2,211 81.9
24.	Western Conn. St.	30	19-11	2,455 81.8
25.	Ursinus	27	16-11	2,204 81.6
26.	Thomas More	25	12-13	2,039 81.6
27.	Elizabethtown	27	18-9	2,200 81.5
28.	N.C. Wesleyan	27	16-11	2,199 81.4
29.	Frank. & Marsh. Whittier	30	26-4	2,436 81.2
	Whittier	25	13-12	2,030 81.2
31.	Hampden-Sydney	30	25-5	2,434 81.1
32.	Lawrence	29	24-5	2,346 80.9
33.	Hamilton	27	19-8	2,183 80.9

Rank	Name	GM	W-L	PTS PPG
34.	Brockport St.	30	22-8	2,423 80.8
35.	Ripon	23	14-9	1,857 80.7
36.	Wesleyan (Conn.)	23	12-11	1,856 80.7
37.	Washington (Md.)	25	10-15	2,016 80.6
38.	Cazenovia	27	7-20	2,175 80.6
39.	Keene St.	31	25-6	2,497 80.5
40.	East Tex. Baptist	25	12-13	2,003 80.1
41.	Buena Vista	29	24-5	2,320 80.0
42.	Louisiana Col.	25	12-13	1,999 80.0
43.	Chapman	24	16-8	1,916 79.8
44.	LeTourneau	25	6-19	1,992 79.7
45.	Hunter	26	10-16	2,066 79.5
46.	New Jersey City	29	22-7	2,302 79.4
47.	Adrian	28	16-12	2,212 79.0
48.	Gwynedd-Mercy	29	26-3	2,284 78.8
49.	Ozarks (Ark.)	25	11-14	1,968 78.7
	Cal Lutheran	25	19-6	1,968 78.7

Scoring Defense

Rank Name	GM	W-L	PTS	OPP PPG	OPP PPG
1. Penn St.-Behrend	26	22-4	1,366	52.5	52.5
2. Rochester	27	25-2	1,498	55.5	55.5
3. Hanover	28	26-2	1,583	56.5	56.5
4. Edgewood	27	15-12	1,549	57.4	57.4
5. Gust. Adolphus	28	22-6	1,610	57.5	57.5
6. Carleton	26	15-11	1,514	58.2	58.2
7. Wittenberg	29	24-5	1,719	59.3	59.3
8. Wm. Paterson	27	16-11	1,602	59.3	59.3
9. Wooster	30	26-4	1,784	59.5	59.5
10. Wis.-Stevens Point	34	29-5	2,026	59.6	59.6
11. Roger Williams	29	18-11	1,740	60.0	60.0
12. Wis.-Oshkosh	27	14-13	1,626	60.2	60.2
13. Muskingum	27	12-15	1,632	60.4	60.4
14. Trinity (Tex.)	29	24-5	1,764	60.8	60.8
15. Bates	26	18-8	1,597	61.4	61.4
16. WPI	28	20-8	1,746	62.4	62.4
17. Rose-Hulman	27	19-8	1,686	62.4	62.4
18. Benedictine (Ill.)	28	20-8	1,753	62.6	62.6
19. Wis.-Platteville	28	16-12	1,758	62.8	62.8
20. Wheaton (Ill.)	25	21-4	1,570	62.8	62.8
21. Norwich	28	17-11	1,761	62.9	62.9
22. Wis.-River Falls	27	20-7	1,700	63.0	63.0
23. Endicott	28	23-5	1,767	63.1	63.1
24. Wis.-La Crosse	25	11-14	1,578	63.1	63.1
25. Potsdam St.	30	19-11	1,903	63.4	63.4
26. Randolph-Macon	28	23-5	1,778	63.5	63.5
27. Utica	28	16-12	1,782	63.6	63.6
28. Kean	25	17-8	1,592	63.7	63.7
29. Wis.-Eau Claire	26	11-15	1,657	63.7	63.7
30. Rutgers-Newark	25	13-12	1,594	63.8	63.8
31. Union (N.Y.)	28	20-8	1,787	63.8	63.8
32. Texas Lutheran	25	17-8	1,599	64.0	64.0
33. Pomona-Pitzer	27	19-8	1,728	64.0	64.0
34. Gettysburg	28	15-13	1,793	64.0	64.0
35. Richard Stockton	28	16-12	1,795	64.1	64.1
36. Luther	26	9-17	1,667	64.1	64.1
37. St. Mary's (Md.)	24	9-15	1,539	64.1	64.1
38. DeSales	29	24-5	1,863	64.2	64.2
39. Frank. & Marsh.	30	26-4	1,930	64.3	64.3
40. Albion	27	20-7	1,741	64.5	64.5
41. Yeshiva	25	11-14	1,613	64.5	64.5
42. Occidental	25	16-9	1,615	64.6	64.6
43. Ohio Wesleyan	27	19-8	1,747	64.7	64.7
44. Wis.-Stout	25	14-11	1,618	64.7	64.7
45. MIT	27	14-13	1,748	64.7	64.7
46. Buffalo St.	25	13-12	1,622	64.9	64.9
47. Va. Wesleyan	28	20-8	1,819	65.0	65.0
48. Chicago	25	12-13	1,625	65.0	65.0
Wash. & Lee	25	7-18	1,625	65.0	65.0
50. King's (Pa.)	26	20-6	1,691	65.0	65.0

Scoring Margin

Rank Name	W-L	PTS	PPG	OPP PTS	OPP PPG	SCR PPG MAR
1. Amherst	27-5	2,786	87.1	2,120	66.3	20.8
2. Rochester	25-2	1,981	73.4	1,498	55.5	17.9
3. Williams	30-2	2,707	84.6	2,141	66.9	17.7
4. Frank. & Marsh.	26-4	2,436	81.2	1,930	64.3	16.9
5. Wooster	26-4	2,278	75.9	1,784	59.5	16.5
6. Lasell	25-4	2,378	82.0	1,921	66.2	15.8
7. PennSt.-Behrend	22-4	1,764	67.8	1,366	52.5	15.3
8. Hampden-Sydney	25-5	2,434	81.1	1,977	65.9	15.2
9. Lawrence	24-5	2,346	80.9	1,913	66.0	14.9
10. Wheaton (Ill.)	21-4	1,937	77.5	1,570	62.8	14.7
11. Bates	18-8	1,977	76.0	1,597	61.4	14.6
12. Wittenberg	24-5	2,141	73.8	1,719	59.3	14.6
13. Puget Sound	24-3	2,790	103.3	2,409	89.2	14.1
14. Wis.-Stevens Point	29-5	2,491	73.3	2,026	59.6	13.7
15. Hanover	26-2	1,949	69.6	1,583	56.5	13.1
16. Hope	21-5	2,162	83.2	1,826	70.2	12.9
17. Gwynedd-Mercy	26-3	2,284	78.8	1,913	66.0	12.8
18. Maryville (Tenn.)	23-6	2,433	83.9	2,074	71.5	12.4

Rank Name	W-L	PTS	PPG	OPP PTS	OPP PPG	SCR PPG MAR
19. Plymouth St.	24-6	2,515	83.8	2,146	71.5	12.3
20. Grinnell	18-6	3,029	126.2	2,735	114.0	12.3
Chapman	16-8	1,916	79.8	1,622	67.6	12.3
22. DeSales	24-5	2,199	75.8	1,863	64.2	11.6
23. Gust. Adolphus	22-6	1,930	68.9	1,610	57.5	11.4
24. Trinity (Conn.)	22-5	2,120	78.5	1,817	67.3	11.2
25. King's (Pa.)	20-6	1,982	76.2	1,691	65.0	11.2
26. Buena Vista	24-5	2,320	80.0	2,003	69.1	10.9
27. Salem St.	24-5	2,416	83.3	2,101	72.4	10.9
28. Catholic	24-6	2,296	76.5	1,978	65.9	10.6
29. Pomona-Pitzer	19-8	2,013	74.6	1,728	64.0	10.6
30. Ramapo	23-6	2,481	85.6	2,180	75.2	10.4
31. Randolph-Macon	23-5	2,066	73.8	1,778	63.5	10.3
32. Wis.-Whitewater	20-6	1,983	76.3	1,716	66.0	10.3
33. New York U.	21-7	2,152	76.9	1,872	66.9	10.0
34. Keene St.	25-6	2,497	80.5	2,192	70.7	9.8
35. Calvin	19-10	2,411	83.1	2,127	73.3	9.8
36. Ill. Wesleyan	21-7	2,176	77.7	1,903	68.0	9.8
37. Albion	20-7	2,001	74.1	1,741	64.5	9.6
38. Rowan	21-6	2,072	76.7	1,814	67.2	9.6
39. Occidental	16-9	1,853	74.1	1,615	64.6	9.5
40. Benedictine (Ill.)	20-8	2,017	72.0	1,753	62.6	9.4
41. Brockport St.	22-8	2,423	80.8	2,147	71.6	9.2
42. Whitworth	19-6	1,928	77.1	1,699	68.0	9.2
43. Augustana (Ill.)	16-9	1,912	76.5	1,685	67.4	9.1
44. Redlands	14-11	2,885	115.4	2,661	106.4	9.0
45. Cal Lutheran	19-6	1,968	78.7	1,745	69.8	8.9
46. Johnson & Wales	21-8	2,195	75.7	1,938	66.8	8.9
47. Trinity (Tex.)	24-5	2,020	69.7	1,764	60.8	8.8
48. WPI	20-8	1,990	71.1	1,746	62.4	8.7
49. Hamilton	19-8	2,183	80.9	1,951	72.3	8.6
50. Washington-St. Louis	19-6	1,945	77.8	1,731	69.2	8.6

Field-Goal Percentage

Rank Name	GM	W-L	FGM	FGA	FG%
1. Chapman	24	16-8	648	1,266	51.2
2. Occidental	25	16-9	693	1,354	51.2
3. Cal Lutheran	25	19-6	694	1,360	51.0
4. Wis.-Stevens Point	34	29-5	904	1,775	50.9
5. Baptist Bible (Pa.)	26	16-10	792	1,568	50.5
6. Wheaton (Ill.)	25	21-4	672	1,332	50.5
7. Wis.-Whitewater	26	20-6	699	1,391	50.3
8. Gust. Adolphus	28	22-6	699	1,392	50.2
9. Geneseo St.	29	20-9	754	1,508	50.0
10. DeSales	29	24-5	812	1,629	49.8
11. Bridgewater (Va.)	26	13-13	722	1,452	49.7
12. Mount Union	28	18-10	787	1,584	49.7
13. Concordia-M'head	26	18-8	657	1,323	49.7
14. Frank. & Marsh.	30	26-4	874	1,760	49.7
15. Hope	26	21-5	776	1,570	49.4
16. Carroll (Wis.)	25	17-8	731	1,484	49.3
17. Franklin	28	16-12	728	1,480	49.2
18. Rochester	27	25-2	726	1,482	49.0
19. Otterbein	27	20-7	736	1,504	48.9
20. Amherst	32	27-5	971	1,986	48.9
21. Randolph-Macon	28	23-5	746	1,530	48.8
22. Wooster	30	26-4	833	1,709	48.7
23. Simpson	27	16-11	715	1,470	48.6
24. Greenville	27	19-8	859	1,767	48.6
25. Albright	27	17-10	788	1,621	48.6
26. St. Lawrence	25	17-8	675	1,390	48.6
27. Trinity (Tex.)	29	24-5	743	1,538	48.3
28. Wis.-River Falls	27	20-7	699	1,450	48.2
29. Howard Payne	25	16-9	793	1,645	48.2
30. Grove City	27	14-13	711	1,477	48.1
31. Buena Vista	29	24-5	810	1,686	48.0
32. Lycoming	29	21-8	759	1,580	48.0
33. Salem St.	29	24-5	898	1,870	48.0
34. Thomas More	25	12-13	734	1,529	48.0
35. Southern Vt.	29	18-11	774	1,614	48.0
36. Ill. Wesleyan	28	21-7	760	1,586	47.9
37. Lake Forest	24	13-11	574	1,201	47.8
38. Whitman	25	7-18	666	1,401	47.5
39. Maryville (Tenn.)	29	23-6	836	1,762	47.4
40. Kean	25	17-8	674	1,421	47.4

Rank Name	GM	W-L	FGM	FGA	FG%
41. Lasell	29	25-4	901	1,900	47.4
42. Ripon	23	14-9	687	1,451	47.3
43. New York U.	28	21-7	818	1,729	47.3
44. Bluffton	26	10-16	613	1,296	47.3
45. Baldwin-Wallace	26	18-8	685	1,450	47.2
46. Capital	26	17-9	684	1,448	47.2
47. Rowan	27	21-6	746	1,580	47.2
48. Lawrence	29	24-5	816	1,729	47.2
49. Whitworth	25	19-6	667	1,414	47.2
50. Hanover	28	26-2	722	1,531	47.2

Field-Goal Percentage Defense

Rank Name	GM	W-L	OPP FG	OPP FGA	OPP FG%
1. Kean	25	17-8	517	1,398	37.0
2. Maine Maritime	24	13-11	589	1,583	37.2
3. Pomona-Pitzer	27	19-8	557	1,493	37.3
4. Gwynedd-Mercy	29	26-3	689	1,843	37.4
5. Williams	32	30-2	776	2,054	37.8
6. Trinity (Tex.)	29	24-5	593	1,566	37.9
7. Me.-Farmington	27	14-13	647	1,708	37.9
8. Plymouth St.	30	24-6	721	1,878	38.4
9. Rochester	27	25-2	568	1,479	38.4
10. Bates	26	18-8	571	1,479	38.6
11. Wheaton (Ill.)	25	21-4	571	1,476	38.7
12. Wm. Paterson	27	16-11	507	1,308	38.8
13. Penn St.-Behrend	26	22-4	504	1,299	38.8
14. Wooster	30	26-4	634	1,634	38.8
15. Bard	24	11-13	605	1,554	38.9
16. Roger Williams	29	18-11	640	1,643	39.0
17. Hanover	28	26-2	567	1,454	39.0
18. Norwich	28	17-11	612	1,567	39.1
19. Rose-Hulman	27	19-8	541	1,384	39.1
20. Greensboro	25	12-13	606	1,548	39.1
21. Endicott	28	23-5	622	1,588	39.2
22. Southern Vt.	29	18-11	718	1,832	39.2
23. Lehman	29	22-7	706	1,801	39.2
24. Rowan	27	21-6	641	1,632	39.3
25. Methodist	28	18-10	655	1,660	39.5
26. Wittenberg	29	24-5	631	1,598	39.5
27. City Tech	28	16-12	759	1,912	39.7
28. Union (N.Y.)	28	20-8	642	1,615	39.8
29. Baruch	26	15-11	645	1,621	39.8
30. Nichols	26	17-9	656	1,643	39.9
31. Gust. Adolphus	28	22-6	571	1,430	39.9
32. Salem St.	29	24-5	765	1,915	39.9
33. Simpson	27				

Rank	Name	GM	W-L	FT	FTA	FT%
11.	Calvin	29	19-10	542	710	76.3
12.	Concordia (Wis.)	26	17-9	427	561	76.1
13.	Webster	25	16-9	326	429	76.0
14.	Clark (Mass.)	25	13-12	386	509	75.8
15.	Wis.-Oshkosh	27	14-13	356	470	75.7
16.	Maryville (Tenn.)	29	23-6	505	668	75.6
17.	Lewis & Clark	25	15-10	222	294	75.5
18.	Wis.-Stevens Point	34	29-5	468	621	75.4
	Kenyon	26	9-17	312	414	75.4
20.	Warburg	28	20-8	455	604	75.3
21.	Juniata	25	13-12	387	514	75.3
22.	Catholic	30	24-6	573	764	75.0
23.	Wheaton (Ill.)	25	21-4	446	596	74.8
24.	Chapman	24	16-8	422	564	74.8
25.	Carroll (Wis.)	25	17-8	383	513	74.7
26.	Wesleyan (Conn.)	23	12-11	444	595	74.6
27.	Emory	25	11-14	423	567	74.6
28.	Elizabethtown	27	18-9	555	744	74.6
29.	Oglethorpe	28	12-16	492	660	74.5
30.	Baldwin-Wallace	26	18-8	453	608	74.5
31.	Eureka	27	17-10	420	565	74.3
32.	Emory & Henry	27	17-10	465	627	74.2
33.	Johnson & Wales	29	21-8	417	563	74.1
34.	Hope	26	21-5	451	611	73.8
35.	LaGrange	27	15-12	594	805	73.8
36.	Centre	26	18-8	430	583	73.8
37.	Williams	32	30-2	382	518	73.7
38.	Haverford	25	12-13	355	483	73.5
39.	Hunter	26	10-16	379	516	73.4
40.	Willamette	25	17-8	356	485	73.4
41.	Ill. Wesleyan	28	21-7	455	621	73.3
42.	Muskingum	27	12-15	263	359	73.3
43.	St. Thomas (Minn.)	26	11-15	323	441	73.2
44.	Ohio Wesleyan	27	19-8	344	470	73.2
45.	Baptist Bible (Pa.)	26	16-10	445	608	73.2
46.	Whittier	25	13-12	351	480	73.1
47.	Clarke	27	12-15	378	517	73.1
48.	Occidental	25	16-9	339	464	73.1
49.	Edgewood	27	15-12	352	482	73.0
50.	Cal Lutheran	25	19-6	419	574	73.0

Rebound Margin

Rank	Name	W-L	REB	RPG	OPP REB	OPP RPG	REB MAR
1.	Wooster	26-4	1,217	40.6	833	27.8	12.8
2.	Lycoming	21-8	1,199	41.3	876	30.2	11.1
3.	Rochester	25-2	1,043	38.6	753	27.9	10.7
4.	Williams	30-2	1,456	45.5	1,121	35.0	10.5
5.	Merchant Marine	15-11	1,063	40.9	808	31.1	9.8
6.	Utica	16-12	1,146	40.9	874	31.2	9.7
7.	Gwynedd-Mercy	26-3	1,329	45.8	1,087	37.5	8.3
8.	Wittenberg	24-5	1,129	38.9	888	30.6	8.3
9.	New York U.	21-7	1,148	41.0	924	33.0	8.0
10.	Lawrence	24-5	1,135	39.1	908	31.3	7.8
11.	Penn St-Behrend	22-4	914	35.2	715	27.5	7.7
12.	Wheaton (Ill.)	21-4	942	37.7	762	30.5	7.2
13.	Pomona-Pitzer	19-8	1,087	40.3	893	33.1	7.2
14.	Methodist	18-10	1,223	43.7	1,028	36.7	7.0
15.	Frank. & Marsh	26-4	1,132	37.7	926	30.9	6.9
16.	Salem St.	24-5	1,271	43.8	1,072	37.0	6.9
17.	Salve Regina	8-18	1,032	39.7	854	32.8	6.8
18.	Augustana (Ill.)	16-9	967	38.7	796	31.8	6.8
19.	Lasell	25-4	1,182	40.8	986	34.0	6.8
20.	Southern Vt.	18-11	1,081	37.3	889	30.7	6.6
21.	Bates	18-8	1,061	40.8	889	34.2	6.6
22.	ClaremontMS	14-11	966	38.6	803	32.1	6.5
23.	Trinity (Tex.)	24-5	1,060	36.6	880	30.3	6.2
24.	Occidental	16-9	883	33.5	728	29.1	6.2
25.	Rensselaer	16-11	1,103	40.9	937	34.7	6.1
26.	Albion	20-7	993	36.8	828	30.7	6.1
27.	Plymouth St.	24-6	1,336	44.5	1,157	38.6	6.0
28.	DeSales	24-5	1,030	35.5	860	29.7	5.9
29.	Elmhurst	11-14	908	36.3	762	30.5	5.8
30.	Johns Hopkins	17-10	1,000	37.0	843	31.2	5.8
31.	Webster	16-9	988	39.5	845	33.8	5.7
32.	Texas Lutheran	17-8	960	38.4	819	32.8	5.6
33.	Manchester	18-9	1,039	38.5	887	32.9	5.6
34.	Hampden-Sydney	25-5	1,225	40.8	1,057	35.2	5.6
35.	Fontbonne	16-9	1,003	40.1	864	34.6	5.6
36.	Hope	21-5	966	37.2	822	31.6	5.5
37.	Benedictine (Ill.)	20-8	1,035	37.0	884	31.6	5.4

Rank	Name	W-L	REB	RPG	OPP REB	OPP RPG	REB MAR
38.	New Jersey City	22-7	1,256	43.3	1,001	37.9	5.4
39.	King's (Pa.)	20-6	987	38.0	851	32.7	5.2
40.	TCNJ	18-9	1,071	39.7	931	34.5	5.2
41.	Wheaton (Mass.)	17-12	1,107	38.2	958	33.0	5.1
42.	Neb. Wesleyan	13-12	916	36.6	788	31.5	5.1
43.	Mt. St. Joseph	10-16	1,005	38.7	872	33.5	5.1
	Capital	17-9	912	35.1	779	30.0	5.1
45.	McMurry	15-10	1,052	42.1	925	37.0	5.1
46.	Ill. Wesleyan	21-7	1,057	37.8	915	32.7	5.1
	Wis.-Platteville	16-12	908	32.4	766	27.4	5.1
48.	Westfield St.	13-11	1,047	43.6	931	38.8	4.8
49.	Keene St.	25-6	1,337	43.1	1,188	38.3	4.8
50.	Lake Forest	13-11	835	34.8	720	30.0	4.8

Three-Point Field-Goal Percentage

Rank	Name	GM	W-L	3FG	3FGA	3FG%
1.	Ill. Wesleyan	28	21-7	201	458	43.9
2.	WPI	28	20-8	188	432	43.5
3.	Mount Union	28	18-10	200	460	43.5
4.	Chapman	24	16-8	198	468	42.3
5.	Franklin	28	16-12	177	419	42.2
6.	Greenville	27	19-8	224	531	42.2
7.	Gust. Adolphus	28	22-6	170	403	42.2
8.	DeSales	29	24-5	275	656	41.9
9.	Concordia-Mhead	26	18-8	172	412	41.7
10.	Geneseo St.	29	20-9	176	424	41.5
11.	St. Thomas (Minn.)	26	11-15	155	374	41.4
12.	Wis.-Whitewater	26	20-6	174	422	41.2
13.	Southwestern (Tex.)	27	17-10	191	470	40.6
14.	Cal Lutheran	25	19-6	161	397	40.6
15.	Wis.-Stevens Point	34	29-5	215	536	40.1
16.	LaGrange	27	15-12	209	522	40.0
17.	Occidental	25	16-9	128	320	40.0
18.	Whittier	25	13-12	219	548	40.0
19.	Blackburn	24	7-17	217	547	39.7
20.	La Verne	25	12-13	237	598	39.6
21.	Springfield	28	12-16	219	553	39.6
22.	Bates	26	18-8	268	678	39.5
23.	Mt. St. Mary (N.Y.)	29	19-10	254	643	39.5
24.	Lebanon Valley	29	17-12	224	568	39.4
25.	Cornell College	26	9-17	222	564	39.4
26.	Williams	32	30-2	301	765	39.3
27.	Randolph-Macon	28	23-5	195	496	39.3
28.	Whitworth	25	19-6	203	517	39.3
29.	Concordia (Wis.)	26	17-9	188	480	39.2
30.	Wooster	30	26-4	224	572	39.2
31.	St. Lawrence	25	17-8	177	452	39.2
32.	Amherst	32	27-5	304	777	39.1
33.	Claremont-MS	25	14-11	181	464	39.0
34.	Carroll (Wis.)	25	17-8	207	531	39.0
35.	Wheaton (Ill.)	25	21-4	147	378	39.0
36.	Trinity (Tex.)	29	24-5	196	506	38.7
37.	Colorado Col.	25	15-10	205	530	38.7
38.	Penn St-Behrend	26	22-4	179	463	38.7
39.	Clarkson	28	16-12	191	495	38.6
40.	Brockport St.	30	22-8	199	516	38.6
41.	Bethel (Minn.)	27	19-8	232	602	38.5
42.	Baldwin-Wallace	26	18-8	146	379	38.5
43.	Maryville (Tenn.)	29	23-6	256	666	38.4
44.	Carleton	26	15-11	184	479	38.4
45.	Wesleyan (Conn.)	23	12-11	134	349	38.4
46.	Oglethorpe	28	12-16	279	727	38.4
47.	Muskingum	27	12-15	194	506	38.3
48.	Rochester	27	25-2	141	369	38.2
49.	Central (Iowa)	26	6-20	168	440	38.2
50.	Piedmont	26	9-17	192	504	38.1

Three-Point Field Goals Per Game

Rank	Name	GM	W-L	3FG	3PG
1.	Redlands	25	14-11	585	23.4
2.	Grinnell	24	18-6	530	22.1
3.	Westminster (Pa.)	28	15-13	347	12.4
4.	Puget Sound	27	24-3	329	12.2
5.	Lewis & Clark	25	15-10	296	11.8

Rank	Name	GM	W-L	3FG	3PG
6.	LeTourneau	25	6-19	258	10.3
7.	Bates	26	18-8	268	10.3
8.	Oglethorpe	28	12-16	279	10.0
9.	Louisiana Col.	25	12-13	243	9.7
10.	Gordon	26	14-12	251	9.7
11.	Amherst	32	27-5	304	9.5
12.	DeSales	29	24-5	275	9.5
13.	La Verne	25	12-13	237	9.5
14.	Williams	32	30-2	301	9.4
15.	Juniata	25	13-12	227	9.1
16.	Blackburn	24	7-17	217	9.0
17.	Sul Ross St.	30	21-9	269	9.0
18.	Johnson & Wales	29	21-8	260	9.0
19.	Mass. Liberal Arts	25	1-24	223	8.9
20.	Ursinus	27	16-11	240	8.9
21.	Maryville (Tenn.)	29	23-6	256	8.8
22.	Clark (Mass.)	25	13-12	219	8.8
	Whittier	25	13-12	219	8.8
24.	Mt. St. Mary (N.Y.)	29	19-10	254	8.8
25.	Mary Washington	28	20-8	244	8.7
26.	Ramapo	29	23-6	252	8.7
27.	Bethel (Minn.)	27	19-8	232	8.6
28.	Cornell College	26	9-17	222	8.5
29.	Norwich	28	17-11	239	8.5
30.	Millsaps	25	5-20	213	8.5
31.	Whitman	25	7-18	212	8.5
32.	Knox	23	10-13	193	8.4
33.	Wilmington (Ohio)	26	1-25	217	8.3
34.	Washington (Md.)	25	10-15	208	8.3
35.	Greenville	27	19-8	224	8.3
36.	Carroll (Wis.)	25	17-8	207	8.3
37.	Monmouth (Ill.)	23	9-14	190	8.3
38.	Waynesburg	27	11-16	223	8.3
39.	Chapman	24	16-8	198	8.3
40.	Colorado Col.	25	15-10	205	8.2
41.	Whitworth	25	19-6	203	8.1
42.	Utica/Rome	26	13-13	211	8.1
43.	St. Norbert	23	12-11	185	8.0
4					

Rank	Name	W	L	Pct	Rank	Name	W	L	Pct	Rank	Name	W	L	Pct
	Washington-St. Louis	19	6	76.0										
37.	Lehman	22	7	75.9	51.	Benedictine (Ill.)	20	8	71.4	66.	Sul Ross St.	21	9	70.0
	New Jersey City	22	7	75.9		Mary Washington	20	8	71.4	67.	Baldwin-Wallace	18	8	69.2
	St. John Fisher	22	7	75.9		WPI	20	8	71.4		Mary Hardin-Baylor	18	8	69.2
40.	Ill. Wesleyan	21	7	75.0		Warb.urg	20	8	71.4		Widener	18	8	69.2
	New York U.	21	7	75.0		Va. Wesleyan	20	8	71.4		Concordia-M'head	18	8	69.2
	Alvernia	21	7	75.0		Union (N.Y.)	20	8	71.4		Centre	18	8	69.2
	John Jay	21	7	75.0	57.	Aurora	19	8	70.4		Bates	18	8	69.2
	Grinnell	18	6	75.0		Greenville	19	8	70.4		73. Geneseo St.	20	9	69.0
45.	Albion	20	7	74.1		Ohio Wesleyan	19	8	70.4		74. Carroll (Wis.)	17	8	68.0
	Otterbein	20	7	74.1		Rose-Hulman	19	8	70.4		St. Lawrence	17	8	68.0
	Wis.-River Falls	20	7	74.1		Pomona-Pitzer	19	8	70.4		Texas Lutheran	17	8	68.0
48.	Brockport St.	22	8	73.3		Ohio Northern	19	8	70.4		Willamette	17	8	68.0
49.	Lycoming	21	8	72.4		Mississippi Col.	19	8	70.4		Kean	17	8	68.0
	Johnson & Wales	21	8	72.4		Bethel (Minn.)	19	8	70.4					
						Hamilton	19	8	70.4					

Team Highs

FIELD-GOAL PERCENTAGE

Rank	Name	vs. Opponent	Game Date	FG%	FGM	FGA
1.	Lake Forest	Grinnell	02/14/2004	82.5	47	57
2.	St. Thomas (Minn.)	St. Mary's (Minn.)	01/31/2004	73.5	25	34
3.	La Verne	Caltech	01/28/2004	72.2	39	54
4.	Lake Forest	Grinnell	12/06/2003	71.9	41	57
5.	Ripon	Grinnell	02/07/2004	70.2	59	84
6.	Occidental	Redlands	02/18/2004	69.9	58	83
7.	Rust	Philander Smith	11/24/2003	69.8	30	43
8.	Carroll (Wis.)	Grinnell	02/27/2004	68.8	53	77
9.	Whitworth	Wis. Lutheran	01/02/2004	68.6	35	51
10.	Rutgers-Newark	Waynesburg	01/03/2004	68.5	37	54
11.	Concordia-M'head	St. Mary's (Minn.)	01/19/2004	68.3	28	41
12.	Gust. Adolphus	St. John's (Minn.)	01/14/2004	67.6	25	37

THREE-POINT FIELD GOALS MADE

Rank	Name	vs. Opponent	Game Date	3FG
1.	Redlands	La Sierra	12/13/2003	37
2.	Redlands	Whittier	2/21/2004	35
3.	Grinnell	Martin Luther	11/22/2003	32
4.	Grinnell	Carroll (Wis.)	2/27/2004	30
	Redlands	Caltech	1/31/2004	30
6.	Grinnell	St. Joseph's (Me.)	1/02/2004	29
7.	Redlands	Northwestern (Minn.)	1/05/2004	28
8.	Redlands	Whittier	1/28/2004	27
	Grinnell	Colby	1/03/2004	27
10.	Redlands	Claremont-M-S	2/26/2004	26
11.	Westminster (Pa.)	Wash. & Jeff.	2/18/2004	25
	Redlands	Cal Lutheran	1/14/2004	25
	Grinnell	Illinois Col.	1/10/2004	25
	Grinnell	Grand View	12/13/2003	25
	Redlands	Chapman	12/05/2003	25
16.	Redlands	Caltech	2/23/2004	24
	Grinnell	Carroll (Wis.)	1/31/2004	24
	Grinnell	Carroll (Wis.)	1/23/2004	24
	Grinnell	Mt. Mercy	1/07/2004	24
	Redlands	Pomona-Pitzer	12/06/2003	24
	Redlands	UC Santa Cruz	12/04/2003	24
	Redlands	Villanova	11/22/2003	24

THREE-POINT FIELD-GOAL PERCENTAGE

Minimum 10 made

Rank	Name	vs. Opponent	Game Date	3FG%	3FG	3FGA
1.	Manhattanville	Mt. St. Vincent	12/13/2004	84.6	11	13
2.	Johns Hopkins	Gettysburg	2/18/2004	78.6	11	14
	Geneseo St.	Oneonta St.	1/31/2004	78.6	11	14
	Cornell College	Luther	1/27/2004	78.6	11	14
5.	Denison	Wabash	1/17/2004	75.0	12	16
6.	Carroll (Wis.)	Ripon	12/13/2003	71.4	15	21
	Wittenberg	Ohio Northern	12/22/2003	71.4	10	14
8.	Claremont-M-S	Whittier	1/31/2004	68.8	11	16
	North Park	Albion	12/18/2003	68.8	11	16
	Franklin	Berea	12/13/2003	68.8	11	16

Rank	Name	vs. Opponent	Game Date	3FG%	3FG	3FGA
11.	Rowan	Kean	1/28/2004	68.4	13	19
12.	Potsdam St.	Oneonta St.	2/20/2004	68.2	15	22
13.	Central (Iowa)	Cornell College	2/21/2004	66.7	16	24
	Wis. Lutheran	Concordia (Wis.)	2/22/2004	66.7	12	18
	Muhlenberg	Frank. & Marsh.	1/13/2004	66.7	10	15
	Rochester	Hobart	12/10/2003	66.7	10	15
	Dubuque	Buena Vista	12/02/2003	66.7	10	15


FREE-THROW PERCENTAGE

Minimum 15 made

Rank	Name	vs. Opponent	Game Date	FT%	FT	FTA
1.	Concordia-M'head	Bethel (Minn.)	2/02/2004	100.0	25	25
	Ursinus	Lebanon Valley	11/30/2003	100.0	21	21
	Emory & Henry	Hampden-Sydney	2/22/2004	100.0	20	20
	Whitworth	Lewis & Clark	1/11/2004	100.0	20	20
	Muskingum	Otterbein	2/14/2003	100.0	17	17
	Bethel (Minn.)	Carleton	2/24/2004	100.0	15	15
	Elmhurst	Millikin	2/07/2004	100.0	15	15
8.	Baptist Bible (Pa.)	Cazenovia	2/17/2004	96.8	30	31
9.	Wittenberg	Wooster	1/17/2004	96.4	27	28
10.	Washington (Md.)	Haverford	1/21/2004	96.3	26	27
11.	Oglethorpe	Rose-Hulman	2/28/2004	96.2	25	26
	Otterbein	Ohio Northern	1/21/2004	96.2	25	26
13.	East Tex. Baptist	Sul Ross St.	1/08/2004	95.8	23	24
	St. Norbert	Northern Mich.	12/18/2003	95.8	23	24
15.	Scranton	Merchant Marine	1/08/2004	95.7	22	23
16.	Wis.-Platteville	Wis.-Stout	1/31/2004	95.5	21	22
	Chapman	UC Santa Cruz	1/29/2004	95.5	21	22
	Wis.-Platteville	Wis.-Superior	1/03/2004	95.5	21	22
	Concordia (Wis.)	Lakeland	12/06/2003	95.5	21	22
20.	Colby	Williams	1/31/2004	95.2	20	21
	Wis.-Eau Claire	Wis.-Whitewater	1/31/2004	95.2	20	21
	Concordia-M'head	St. Olaf	11/29/2003	95.2	20	21

POINTS

Rank	Name	vs. Opponent	Game Date	PTS	OPP PTS
1.	Redlands	Whittier	2/21/2004	155	125
	Grinnell	Beloit	1/30/2004	155	138
3.	Redlands	Chapman	12/05/2003	154	153
4.	Chapman	Redlands	12/05/2003	153	154
5.	Redlands	La Sierra	12/13/2003	149	111
6.	Grinnell	St. Joseph's (Me.)	1/02/2004	147	103
7.	Grinnell	Martin Luther	11/22/2003	144	103
8.	Carroll (Wis.)	Grinnell	2/27/2004	143	127
	Grinnell	Mt. Mercy	1/07/2004	143	113
10.	Grinnell	Illinois Col.	1/10/2004	141	92
	Grinnell	Grand View	12/13/2003	141	127
12.	Grinnell	Carroll (Wis.)	1/31/2004	138	133
	Beloit	Grinnell	1/30/2004	138	155
14.	Whittier	Redlands	1/28/2004	137	113
15.	Grinnell	Northwestern (Iowa)	11/29/2003	135	128
16.	Carroll (Wis.)	Grinnell	1/23/2004	134	129
17.	Carroll (Wis.)	Grinnell	1/23/2004	133	138
18.	Occidental	Redlands	2/18/2004	131	96
19.	La Verne	Redlands	2/14/2004	130	126
	Redlands	Anderson (Ind.)	1/02/2004	130	120



Conferences

2004 Division I Conference Standings	236
Division I Conference Champions Season By Season	238
Division I Conference Alignment History	250
Division I Alignment History	253
2004 Division II Conference Standings	255
2004 Division III Conference Standings	257



2004 Division I Conference Standings

AMERICA EAST CONFERENCE

Team	Conference			Full Season		
	W	L	Pct.	W	L	Pct.
Boston U.	17	1	.944	23	6	.793
Vermont #	15	3	.833	22	9	.710
Northeastern	13	5	.722	19	11	.633
Maine	12	6	.667	20	10	.667
Binghamton	10	8	.556	14	16	.467
Hartford	6	12	.333	12	17	.414
New Hampshire	5	13	.278	10	20	.333
Stony Brook	5	13	.278	10	20	.333
UMBC	4	14	.222	7	21	.250
Albany (N.Y.)	3	15	.167	5	23	.179

ATLANTIC COAST CONFERENCE

Team	Conference			Full Season		
	W	L	Pct.	W	L	Pct.
Duke	13	3	.813	31	6	.838
North Carolina St.	11	5	.688	21	10	.677
Georgia Tech	9	7	.563	28	10	.737
Wake Forest	9	7	.563	21	10	.677
North Carolina	8	8	.500	19	11	.633
Maryland #	7	9	.438	20	12	.625
Florida St.	6	10	.375	19	14	.576
Virginia	6	10	.375	18	13	.581
Clemson	3	13	.188	10	18	.357

ATLANTIC SUN CONFERENCE

Team	Conference			Full Season		
	W	L	Pct.	W	L	Pct.
Troy St.	18	2	.900	24	7	.774
UCF #	17	3	.850	25	6	.806
Belmont	15	5	.750	21	9	.700
Georgia St.	14	6	.700	20	9	.690
Stetson	10	10	.500	12	15	.444
Mercer	9	11	.450	12	18	.400
Jacksonville	8	12	.400	13	15	.464
Fla. Atlantic	6	14	.300	9	19	.321
Gardner-Webb	6	14	.300	9	20	.310
Lipscomb	4	16	.200	7	21	.250
Campbell	3	17	.150	3	24	.111

ATLANTIC 10 CONFERENCE

East Division	Conference			Full Season		
	W	L	Pct.	W	L	Pct.
St. Joseph's	16	0	1.000	30	2	.938
Temple	9	7	.563	15	14	.517
Rhode Island	7	9	.438	20	14	.588
Massachusetts	4	12	.250	10	19	.345
*St. Bonaventure	3	13	.188	7	21	.250
Fordham	3	13	.188	6	22	.214

*Ineligible for NCAA tournament

West Division	Conference			Full Season		
	W	L	Pct.	W	L	Pct.
Dayton	12	4	.750	24	9	.727
George Washington	11	5	.688	18	12	.600
Richmond	10	6	.625	20	13	.606
Xavier #	10	6	.625	26	11	.703
Duquesne	6	10	.375	12	17	.414
La Salle	5	11	.313	10	20	.333

BIG EAST CONFERENCE

Team	Conference			Full Season		
	W	L	Pct.	W	L	Pct.
Pittsburgh	13	3	.813	31	5	.861
Connecticut #	12	4	.750	33	6	.846
Providence	11	5	.688	20	9	.690
Syracuse	11	5	.688	23	8	.742
Boston College	10	6	.625	24	10	.706
Seton Hall	10	6	.625	21	10	.677
Notre Dame	9	7	.563	19	13	.594
Virginia Tech	7	9	.438	15	14	.517
Rutgers	7	9	.438	20	13	.606
West Virginia	7	9	.438	17	14	.548
Villanova	6	10	.375	18	17	.514
Georgetown	4	12	.250	13	15	.464
Miami (Fla.)	4	12	.250	14	16	.467
St. John's (N.Y.)	1	15	.063	6	21	.222

BIG SKY CONFERENCE

Team	Conference			Full Season		
	W	L	Pct.	W	L	Pct.
Eastern Wash. #	11	3	.786	17	13	.567
Northern Ariz.	7	7	.500	15	14	.517
Idaho St.	7	7	.500	13	18	.419
Sacramento St.	7	7	.500	13	15	.464
Weber St.	7	7	.500	15	14	.517
Montana	6	8	.429	10	18	.357
Montana St.	6	8	.429	14	13	.519
Portland St.	5	9	.357	11	16	.407

BIG SOUTH CONFERENCE

Team	Conference			Full Season		
	W	L	Pct.	W	L	Pct.
Birmingham So.	12	4	.750	20	7	.741
Liberty #	12	4	.750	18	15	.545
High Point	10	6	.625	19	11	.633
Winthrop	10	6	.625	16	12	.571
Coastal Caro.	8	8	.500	14	15	.483
Radford	7	9	.438	12	16	.429
UNC Asheville	6	10	.375	9	20	.310
VMI	4	12	.250	6	22	.214
Charleston So.	3	13	.188	6	22	.214

BIG TEN CONFERENCE

Team	Conference			Full Season		
	W	L	Pct.	W	L	Pct.
Illinois	13	3	.813	26	7	.788
Wisconsin #	12	4	.750	25	7	.781
Michigan St.	12	4	.750	18	12	.600
Iowa	9	7	.563	16	13	.552
Michigan	8	8	.500	23	11	.676
Northwestern	8	8	.500	14	15	.483
Purdue	7	9	.438	17	14	.548
Indiana	7	9	.438	14	15	.483
Ohio St.	6	10	.375	14	16	.467
Minnesota	3	13	.188	12	18	.400
Penn St.	3	13	.188	9	19	.321

BIG 12 CONFERENCE

Team	Conference			Full Season		
	W	L	Pct.	W	L	Pct.
Oklahoma St. #	14	2	.875	31	4	.886
Texas	12	4	.750	25	8	.758
Kansas	12	4	.750	24	9	.727
Colorado	10	6	.625	18	11	.621
Texas Tech	9	7	.563	23	11	.676
Missouri	9	7	.563	16	14	.533
Oklahoma	8	8	.500	20	11	.645
Iowa St.	7	9	.438	20	13	.606
Kansas St.	6	10	.375	14	14	.500
Nebraska	6	10	.375	18	13	.581
Baylor	3	13	.188	8	21	.276
Texas A&M	0	16	.000	7	21	.250

BIG WEST CONFERENCE

Team	Conference			Full Season		
	W	L	Pct.	W	L	Pct.
Utah St.	17	1	.944	25	4	.862
Pacific #	17	1	.944	25	8	.758
UC Santa Barb.	10	8	.556	16	12	.571
Idaho	9	9	.500	14	16	.467
UC Riverside	7	11	.389	11	17	.393
Cal St. Northridge	7	11	.389	14	16	.467
Cal St. Fullerton	7	11	.389	11	17	.393
Cal Poly	6	12	.333	11	16	.407
UC Irvine	6	12	.333	11	17	.393
Long Beach St.	4	14	.222	6	21	.222

COLONIAL ATHLETIC ASSOCIATION

Team	Conference			Full Season		
	W	L	Pct.	W	L	Pct.
Va. Commonwealth #	14	4	.778	23	8	.742
Drexel	13	5	.722	18	11	.621
George Mason	12	6	.667	23	10	.697
Old Dominion	11	7	.611	17	12	.586
Delaware	10	8	.556	16	12	.571
Hofstra	10	8	.556	14	15	.483
UNC Wilmington	9	9	.500	15	15	.500
Towson	4	14	.222	8	21	.276
William & Mary	4	14	.222	7	21	.250
James Madison	3	15	.167	7	21	.250

CONFERENCE USA

Team	Conference			Full Season		
	W	L	Pct.	W	L	Pct.
DePaul	12	4	.750	22	10	.688
Memphis	12	4	.750	22	8	.733
Cincinnati #	12	4	.750	25	7	.781
UAB	12	4	.750	22	10	.688
Charlotte	12	4	.750	21	9	.700
Louisville	9	7	.563	20	10	.667
St. Louis	9	7	.563	19	13	.594
Marquette	8	8	.500	19	12	.613
TCU	7	9	.438	12	17	.414
Southern Miss.	6	10	.375	13	15	.464
East Caro.	5	11	.313	13	14	.481
Tulane	4	12	.250	11	17	.393
Houston	3	13	.188	9	18	.333
South Fla.	1	15	.063	7	20	.259

HORIZON LEAGUE

Team	Conference			Full Season		
	W	L	Pct.	W	L	Pct.
Wis.-Milwaukee	13	3	.813	20	11	.645
Ill.-Chicago #	12	4	.750	24	8	.750
Wis.-Green Bay	11	5	.688	17	11	.607
Detroit	10	6	.625	19	11	.633
Wright St.	10	6	.625	14	14	.500
Butler	8	8	.500	16	14	.533
Loyola (Ill.)	4	12	.250	9	20	.310
Youngtown St.	4	12	.250	8	20	.286
Cleveland St.	0	16	.000	4	25	.138

IVY GROUP

Team	Conference			Full Season		
	W	L	Pct.	W	L	Pct.
Princeton	13	1	.929	20	8	.714
Brown	10	4	.714	14	13	.519
Pennsylvania	10	4	.714	17	10	.630
Yale	7	7	.500	12	15	.444
Columbia	6	8	.429	10	17	.370
Cornell	6	8	.429	11	16	.407
Harvard	3	11	.214	4	23	.148
Dartmouth	1	13	.071	3	25	.107

METRO ATLANTIC ATHLETIC CONFERENCE

Team	Conference			Full Season		
	W	L	Pct.	W	L	Pct.
Centenary (La.)	10	6	.625	16	12	.571
Oral Roberts	10	6	.625	17	11	.607
UMKC	9	7	.563	15	14	.517
Chicago St.	9	7	.563	12	20	.375
Southern Utah	6	10	.375	10	18	.357
Oakland	6	10	.375	13	17	.433
Western Ill.	1	15	.063	3	25	.107

MID-EASTERN ATHLETIC CONFERENCE

Team	Conference			Full Season		
	W	L	Pct.	W	L	Pct.
South Carolina St.	14	4	.778	18	11	.621
Coppin St.	14	4	.778	18	14	.563
Delaware St.	11	7	.611	13	15	.464
Hampton	11	7	.611	13	17	.433
Florida A&M #	10	8	.556	15	17	.469
Norfolk St.	10	8	.556	12	17	.414
Morgan St.	9	9	.500	11	16	.407
Bethune-Cookman	7	11	.389	8	21	.276
Md.-East. Shore	6	12	.333	8	21	.276
Howard	4	14	.222	6	22	.214
N.C. A&T	3	15	.167	3	25	.107

MISSOURI VALLEY CONFERENCE

Team	Conference			Full Season		
	W	L	Pct.	W	L	Pct.
Southern Ill.	17	1	.944	25	5	.833
Creighton	12	6	.667	20	9	.690
Northern Iowa #	12	6	.667	21	10	.677
Wichita St.	12	6	.667	21	11	.656
Southwest Mo. St.	9	9	.500	19	14	.576
Bradley	7	11	.389	15	16	.484
Drake	7	11	.389	12	16	.429
Indiana St.	5	13	.278	9	19	.321
Evansville	5	13	.278	7	22	.241
Illinois St.	4	14	.222	10	19	.345

MOUNTAIN WEST CONFERENCE

Team	Conference			Full Season		
	W	L	Pct.	W	L	Pct.
Air Force	12	2	.857	22	7	.759
Brigham Young	10	4	.714	21	9	.700
Utah #	9	5	.643	24	9	.727
UNLV	7	7	.500	18	13	.581
New Mexico	5	9	.357	14	14	.500
San Diego St.	5	9	.357	14	16	.467
Colorado St.	4	10	.286	13	16	.448
Wyoming	4	10	.286	11	17	.393

NORTHEAST CONFERENCE

Team	Conference			Full Season		
	W	L	Pct.	W	L	Pct.
Monmouth #	12	6	.667	21	12	.636
St. Francis (N.Y.)	12	6	.667	15	13	.536
Fairleigh Dickinson	11	7	.611	17	12	.586
Robert Morris	10	8	.556	14	15	.483
St. Francis (Pa.)	10	8	.556	13	15	.464
Wagner	10	8	.556	13	16	.448
Central Conn. St.	9	9	.500	14	14	.500
Sacred Heart	8	10	.444	12	15	.444
Mt. St. Mary's	8	10	.444	10	19	.345
Quinnipiac	5	13	.278	9	20	.310
Long Island	4	14	.222	8	19	.296

OHIO VALLEY CONFERENCE

Team	Conference			Full Season		
	W	L	Pct.	W	L	Pct.
Austin Peay	16	0	1.000	22	10	.688
Murray St. #	14	2	.875	28	6	.824
Morehead St.	10	6	.625	16	13	.552
Eastern Ky.	8	8	.500	14	15	.483
Jacksonville St.	7	9	.438	14	14	.500
Tennessee Tech	7	9	.438	13	15	.464
Samford	7	9	.438	12	16	.429
Tennessee St.	6	10	.375	7	21	.250

Team	Conference			Full Season		
	W	L	Pct.	W	L	Pct.
Tenn.-Martin	5	11	.313	10	18	.357
Southeast Mo. St.	4	12	.250	11	16	.407
Eastern Ill.	4	12	.250	6	21	.222

PACIFIC-10 CONFERENCE

Team	Conference			Full Season		
	W	L	Pct.	W	L	Pct.
Stanford #	17	1	.944	30	2	.938
Washington	12	6	.667	19	12	.613
Arizona	11	7	.611	20	10	.667
Oregon	9	9	.500	18	13	.581
California	9	9	.500	13	15	.464
Southern California	8	10	.444	13	15	.464
Washington St.	7	11	.389	13	16	.448
UCLA	7	11	.389	11	17	.393
Oregon St.	6	12	.333	12	16	.429
Arizona St.	4	14	.222	10	17	.370

PATRIOT LEAGUE

Team	Conference			Full Season		
	W	L	Pct.	W	L	Pct.
Lehigh #	10	4	.714	20	11	.645
American	10	4	.714	18	13	.581
Lafayette	9	5	.643	18	10	.643
Bucknell	9	5	.643	14	15	.483
Holy Cross	7	7	.500	13	15	.464
Colgate	6	8	.429	15	14	.517
Army	3	11	.214	6	21	.222
Navy	2	12	.143	5	23	.179

SOUTHEASTERN CONFERENCE

Eastern Division	Conference			Full Season		
	W	L	Pct.	W	L	Pct.
Kentucky #	13	3	.813	27	5	.844
Florida	9	7	.563	20	11	.645
South Carolina	8	8	.500	23	11	.676
Vanderbilt	8	8	.500	23	10	.697
Georgia	7	9	.438	16	14	.533
Tennessee	7	9	.438	15	14	.517

Western Division	Conference			Full Season		
	W	L	Pct.	W	L	Pct.
Mississippi St.	14	2	.875	26	4	.867
Alabama	8	8	.500	20	13	.606
LSU	8	8	.500	18	10	.643
Auburn	5	11	.313	14	14	.500
Mississippi	5	11	.313	13	15	.464
Arkansas	4	12	.250	12	16	.429

SOUTHERN CONFERENCE

North Division	Conference			Full Season		
	W	L	Pct.	W	L	Pct.
East Tenn. St. #	15	1	.938	27	6	.818
Chattanooga	10	6	.625	19	11	.633
Elon	7	9	.438	12	18	.400
UNC Greensboro	7	9	.438	11	17	.393
Western Caro.	6	10	.375	13	15	.464
Appalachian St.	4	12	.250	9	21	.300

South Division	Conference			Full Season		
	W	L	Pct.	W	L	Pct.
Ga. Southern	11	5	.688	21	8	.724
Davidson	11	5	.688	17	12	.586
Col. of Charleston	11	5	.688	20	9	.690
Furman	8	8	.500	17	12	.586
Wofford	4	12	.250	9	20	.310
Citadel	2	14	.125	6	22	.214

SOUTHLAND CONFERENCE

Team	Conference			Full Season		
	W	L	Pct.	W	L	Pct.
Southeastern La.	11	5	.688	20	9	.690
Texas-Arlington	11	5	.688	17	12	.586
Texas-San Antonio #	11	5	.688	19	14	.576
Stephen F. Austin	10	6	.625	21	9	.700
Sam Houston St.	8	8	.500	13	15	.464
Texas St.	8	8	.500	13	15	.464
Northwestern St.	8	8	.500	11	17	.393

Team	Conference			Full Season		
	W	L	Pct.	W	L	Pct.
La.-Monroe	8	8	.500	12	19	.387
McNeese St.	7	9	.438	11	16	.407
Lamar	5	11	.313	11	18	.379
Nicholls St.	1	15	.063	6	21	.222

SOUTHWESTERN ATHLETIC CONFERENCE

Team	Conference			Full Season		
	W	L	Pct.	W	L	Pct.
Mississippi Val.	16	2	.889	22	7	.759
Alabama St. #	11	7	.611	16	15	.516
Texas Southern	10	8	.556	14	15	.483
Southern U.	9	9	.500	12	16	.429
Alabama A&M	9	9	.500	13	17	.433
Jackson St.	9	9	.500	12	17	.414
Grambling	9	9	.500	11	18	.379
Alcorn St.	9	9	.500	11	18	.379
Prairie View	7	11	.389	7	20	.259
Ark.-Pine Bluff	1	17	.056	1	26	.037

SUN BELT CONFERENCE

East Division	Conference			Full Season		
	W	L	Pct.	W	L	Pct.
Ark.-Little Rock	9	5	.643	17	12	.586
Western Ky.	8	6	.571	15	13	.536
Middle Tenn.	8	6	.571	17	12	.586
Arkansas St.	7	7	.500	17	11	.607
Florida Int'l	1	13	.071	5	22	.185

West Division	Conference			Full Season		
	W	L	Pct.	W	L	Pct.
La.-Lafayette #	12	3	.800	20	9	.690
New Orleans	9	6	.600	17	14	.548
North Texas	8	7	.533	13	15	.464
South Ala.	6	9	.400	12	16	.429
Denver	6	9	.400	14	13	.519
New Mexico St.	6	9	.400	13	14	.481

WEST COAST CONFERENCE

Team	Conference			Full Season		
	W	L	Pct.	W	L	Pct.
Gonzaga #	14	0	1.000	28	3	.903
St. Mary's (Cal.)	9	5	.643	19	12	.613
Pepperdine	9	5	.643	15	16	.484
San Francisco	7	7	.500	17	14	.548
Santa Clara	6	8	.429	16	16	.500
Loyola Marymount	5	9	.357	15	14	.517
Portland	5	9	.357	11	17	.393
San Diego	1	13	.071			

Division I Conference Champions Season By Season

Regular-season and conference tournament champions; No. refers to the number of teams in the conference or tournament.

AMERICA EAST CONFERENCE

Season	No.	Regular Season
1980	10	Boston U./Northeastern
1981	9	Northeastern
1982	9	Northeastern
1983	9	Boston U./New Hampshire
1984	8	Northeastern
1985	9	Northeastern/Canisius
1986	10	Northeastern
1987	10	Northeastern
1988	10	Siena
1989	10	Siena
1990	7	Northeastern
1991	6	Northeastern
1992	8	Delaware
1993	8	Drexel/Northeastern
1994	8	Drexel
1995	9	Drexel
1996	10	Drexel
1997	10	Boston U.
1998	10	Delaware/Boston U.
1999	10	Delaware/Drexel
2000	10	Hofstra
2001	10	Hofstra
2002	9	Boston U./Vermont
2003	9	Boston U.
2004	10	Boston U.

Season	No.	Conference Tournament
1980	8	Holy Cross
1981	6	Northeastern
1982	6	Northeastern
1983	9	Boston U.
1984	8	Northeastern
1985	9	Northeastern
1986	10	Northeastern
1987	10	Northeastern
1988	10	Boston U.
1989	10	Siena
1990	7	Boston U.
1991	6	Northeastern
1992	8	Delaware
1993	8	Delaware
1994	8	Drexel
1995	9	Drexel
1996	10	Drexel
1997	10	Boston U.
1998	10	Delaware
1999	10	Delaware
2000	10	Hofstra
2001	10	Hofstra
2002	8	Boston U.
2003	8	Vermont
2004	10	Vermont

AMERICAN SOUTH CONFERENCE

Season	No.	Regular Season
1988	6	Louisiana Tech/New Orleans
1989	6	New Orleans
1990	6	Louisiana Tech/New Orleans
1991	7	New Orleans/Arkansas St.

Season	No.	Conference Tournament
1988	6	Louisiana Tech
1989	6	Louisiana Tech
1990	6	New Orleans
1991	7	Louisiana Tech

AMERICAN WEST CONFERENCE

Season	No.	Regular Season
1995	4	Southern Utah
1996	4	Cal Poly

Season	No.	Conference Tournament
1995	4	Southern Utah
1996	4	Southern Utah

ATLANTIC COAST CONFERENCE

Season	No.	Regular Season
1954	8	Duke
1955	8	North Carolina St.
1956	8	North Carolina St./North Carolina

Season	No.	Regular Season
1957	8	North Carolina
1958	8	Duke
1959	8	North Carolina St./North Carolina
1960	8	North Carolina
1961	8	North Carolina
1962	8	Wake Forest
1963	8	Duke
1964	8	Duke
1965	8	Duke
1966	8	Duke
1967	8	North Carolina
1968	8	North Carolina
1969	8	North Carolina
1970	8	South Carolina
1971	8	North Carolina
1972	7	North Carolina
1973	7	North Carolina St.
1974	7	North Carolina St.
1975	7	Maryland
1976	7	North Carolina
1977	7	North Carolina
1978	7	North Carolina
1979	7	Duke/North Carolina
1980	8	Maryland
1981	8	Virginia
1982	8	North Carolina/Virginia
1983	8	North Carolina/Virginia
1984	8	North Carolina
1985	8	Georgia Tech/North Carolina/

1986	8	Duke
1987	8	North Carolina
1988	8	North Carolina
1989	8	North Carolina St.
1990	8	Clemson
1991	8	Duke
1992	9	Duke
1993	9	North Carolina
1994	9	Duke
1995	9	Maryland/North Carolina/

Season	No.	Conference Tournament
1954	8	North Carolina St.
1955	8	North Carolina St.
1956	8	North Carolina St.
1957	8	North Carolina
1958	8	Maryland
1959	8	North Carolina St.
1960	8	Duke
1961	7	Wake Forest
1962	8	Wake Forest
1963	8	Duke
1964	8	Duke
1965	8	North Carolina St.
1966	8	Duke
1967	8	North Carolina
1968	8	North Carolina
1969	8	North Carolina
1970	8	North Carolina St.
1971	8	South Carolina
1972	7	North Carolina
1973	7	North Carolina St.
1974	7	North Carolina St.
1975	7	North Carolina
1976	7	Virginia
1977	7	North Carolina
1978	7	Duke
1979	7	North Carolina
1980	8	Duke
1981	8	North Carolina
1982	8	North Carolina
1983	8	North Carolina St.
1984	8	Maryland
1985	8	Georgia Tech
1986	8	Duke
1987	8	North Carolina St.
1988	8	Duke

Season	No.	Conference Tournament
1989	8	North Carolina
1990	8	Georgia Tech
1991	7	North Carolina
1992	9	Duke
1993	9	Georgia Tech
1994	9	North Carolina
1995	9	Wake Forest
1996	9	Wake Forest
1997	9	North Carolina
1998	9	North Carolina
1999	9	Duke
2000	9	Duke
2001	9	Duke
2002	9	Duke
2003	9	Duke
2004	9	Maryland

ATLANTIC SUN CONFERENCE

Season	No.	Regular Season
1979	8	La.-Monroe
1980	7	La.-Monroe
1981	9	Houston Baptist
1982	9	Ark.-Little Rock
1983	8	Ark.-Little Rock
1984	8	Houston Baptist
1985	8	Ga. Southern
1986	8	Ark.-Little Rock
1987	10	Ark.-Little Rock
1988	10	Ark.-Little Rock/Ga. Southern
1989	10	Ga. Southern
1990	9	Centenary (La.)
1991	8	Texas-San Antonio
1992	8	Ga. Southern
1993	7	Florida Int'l
1994	10	Col. of Charleston
1995	11	Col. of Charleston
1996	12	Col. of Charleston (East)/Samford
1997	12	Col. of Charleston (East)/

Season	No.	Conference Tournament
1997	12	Samford (West)
1998	12	Col. of Charleston (East)/
1999	11	Georgia St. (West)
2000	10	Samford
2001	10	Georgia St./Troy St.
2002	10	Georgia St.
2003	11	Georgia St./Troy St.
2004	11	Belmont (North)/Mercer
		(South)/Troy St. (South)
		Troy St.

ATLANTIC 10 CONFERENCE

Season	No.	Regular Season
1977	8	Rutgers (Eastern)/West Virginia
1978	8	(Western)/Penn. St. (Western)
1979	8	Rutgers/Villanova
1980	8	Villanova
1981	8	Villanova/Duquesne/Rutgers
		Rhode Island/Duquesne

Season	No.	Regular Season
1982	8	West Virginia
1983	10	Rutgers (Eastern)/St. Bonaventure (Western)/West Virginia (Western)
1984	10	Temple
1985	10	West Virginia
1986	10	St. Joseph's
1987	10	Temple
1988	10	Temple
1989	10	West Virginia
1990	10	Temple
1991	10	Rutgers
1992	9	Massachusetts
1993	8	Massachusetts
1994	9	Massachusetts
1995	9	Massachusetts
1996	12	Massachusetts (East)/George Washington (West)/Virginia Tech (West)
1997	12	St. Joseph's (East)/Xavier (West)
1998	12	Temple (East)/Xavier (West)/George Washington (West)/Dayton (West)
1999	12	Temple (East)/George Washington (West)
2000	12	Temple (East)/Dayton (West)
2001	11	St. Joseph's
2002	12	Temple (East)/St. Joseph's (East)/Xavier (West)
2003	12	St. Joseph's (East)/Xavier (West)
2004	12	St. Joseph's (East)/Dayton (West)

Season	No.	Conference Tournament
1977	8	Duquesne
1978	8	Villanova
1979	8	Rutgers
1980	8	Villanova
1981	8	Pittsburgh
1982	8	Pittsburgh
1983	10	West Virginia
1984	10	West Virginia
1985	10	Temple
1986	10	St. Joseph's
1987	10	Temple
1988	10	Temple
1989	10	Rutgers
1990	10	Temple
1991	10	Penn St.
1992	9	Massachusetts
1993	8	Massachusetts
1994	9	Massachusetts
1995	9	Massachusetts
1996	12	Massachusetts
1997	12	St. Joseph's
1998	12	Xavier
1999	12	Rhode Island
2000	12	Temple
2001	11	Temple
2002	12	Xavier
2003	11	Dayton
2004	12	Xavier

BIG EAST CONFERENCE

Season	No.	Regular Season
1980	7	Syracuse/Georgetown/St. John's (N.Y.)
1981	8	Boston College
1982	8	Villanova
1983	9	Boston College/Villanova/St. John's (N.Y.)
1984	9	Georgetown
1985	9	St. John's (N.Y.)
1986	9	St. John's (N.Y.)/Syracuse
1987	9	Syracuse/Georgetown/Pittsburgh
1988	9	Pittsburgh
1989	9	Georgetown
1990	9	Connecticut/Syracuse
1991	9	Syracuse
1992	10	Seton Hall/Georgetown/St. John's (N.Y.)
1993	10	Seton Hall
1994	10	Connecticut
1995	10	Connecticut
1996	13	Georgetown (Big East 7)/Connecticut (Big East 6)
1997	13	Georgetown (Big East 7)/Villanova (Big East 6)/Boston College (Big East 6)
1998	13	Syracuse (Big East 7)/Connecticut (Big East 6)
1999	13	Connecticut
2000	13	Syracuse/Miami (Fla.)

Season	No.	Regular Season
2001	14	Boston College (East)/Notre Dame (West)
2002	14	Connecticut (East)/Pittsburgh (West)
2003	14	Boston College (East)/Connecticut (East)/Pittsburgh (West)/Syracuse (West)
2004	14	Pittsburgh

Season	No.	Conference Tournament
1980	7	Georgetown
1981	8	Syracuse
1982	8	Georgetown
1983	9	St. John's (N.Y.)
1984	9	Georgetown
1985	9	Georgetown
1986	9	St. John's (N.Y.)
1987	9	Georgetown
1988	9	Syracuse
1989	9	Georgetown
1990	9	Connecticut
1991	9	Seton Hall
1992	10	Syracuse
1993	10	Seton Hall
1994	10	Providence
1995	10	Villanova
1996	13	Connecticut
1997	13	Boston College
1998	13	Connecticut
1999	13	Connecticut
2000	13	St. John's (N.Y.)
2001	12	Boston College
2002	12	Connecticut
2003	12	Pittsburgh
2004	12	Connecticut

BIG EIGHT CONFERENCE

(Note: The Big Eight and Missouri Valley conferences share the same history from 1908-28.)

Season	No.	Regular Season
1908	6	Kansas
1909	6	Kansas
1910	6	Kansas
1911	5	Kansas
1912	6	Nebraska/Kansas
1913	6	Nebraska
1914	7	Kansas/Nebraska
1915	7	Kansas
1916	7	Nebraska
1917	7	Kansas St.
1918	7	Missouri
1919	8	Kansas St.
1920	8	Missouri
1921	9	Missouri
1922	9	Missouri/Kansas
1923	9	Kansas
1924	9	Kansas
1925	9	Kansas
1926	10	Kansas
1927	10	Kansas
1928	10	Oklahoma
1929	6	Oklahoma
1930	6	Missouri
1931	6	Kansas
1932	6	Kansas
1933	6	Kansas
1934	6	Kansas
1935	6	Iowa St.
1936	6	Kansas
1937	6	Kansas/Nebraska
1938	6	Kansas
1939	6	Missouri/Oklahoma
1940	6	Kansas/Missouri/Oklahoma
1941	6	Iowa St./Kansas
1942	6	Kansas/Oklahoma
1943	6	Kansas
1944	6	Iowa St./Oklahoma
1945	6	Iowa St.
1946	6	Kansas
1947	6	Oklahoma
1948	7	Kansas St.
1949	7	Nebraska/Oklahoma
1950	7	Kansas/Kansas St./Nebraska
1951	7	Kansas St.
1952	7	Kansas
1953	7	Kansas
1954	7	Kansas/Colorado
1955	7	Colorado
1956	7	Kansas St.
1957	7	Kansas
1958	7	Kansas St.
1959	8	Kansas St.

Season	No.	Regular Season
1960	8	Kansas/Kansas St.
1961	8	Kansas St.
1962	8	Colorado
1963	8	Colorado/Kansas St.
1964	8	Kansas St.
1965	8	Oklahoma St.
1966	8	Kansas
1967	8	Kansas
1968	8	Kansas St.
1969	8	Colorado
1970	8	Kansas St.
1971	8	Kansas
1972	8	Kansas St.
1973	8	Kansas St.
1974	8	Kansas
1975	8	Kansas
1976	8	Missouri
1977	8	Kansas St.
1978	8	Kansas
1979	8	Oklahoma
1980	8	Missouri
1981	8	Missouri
1982	8	Missouri
1983	8	Missouri
1984	8	Oklahoma
1985	8	Oklahoma
1986	8	Kansas
1987	8	Missouri
1988	8	Oklahoma
1989	8	Oklahoma
1990	8	Missouri
1991	8	Oklahoma St./Kansas
1992	8	Kansas
1993	8	Kansas
1994	8	Missouri
1995	8	Kansas
1996	8	Kansas

Season	No.	Conference Tournament
1977	8	Kansas St.
1978	8	Missouri
1979	8	Oklahoma
1980	8	Kansas St.
1981	8	Kansas
1982	8	Missouri
1983	8	Oklahoma St.
1984	8	Kansas
1985	8	Oklahoma
1986	8	Kansas
1987	8	Missouri
1988	8	Oklahoma
1989	8	Missouri
1990	8	Oklahoma
1991	8	Missouri
1992	8	Kansas
1993	8	Missouri
1994	8	Nebraska
1995	8	Oklahoma St.
1996	8	Iowa St.

BIG SKY CONFERENCE

Season	No.	Regular Season
1964	6	Montana St.
1965	6	Weber St.
1966	6	Weber St./Gonzaga
1967	6	Gonzaga/Montana St.
1968	6	Weber St.
1969	6	Weber St.
1970	6	Weber St.
1971	6	Weber St.
1972	8	Weber St.
1973	8	Weber St.
1974	8	Idaho St./Montana
1975	8	Montana
1976	8	Boise St./Weber St./Idaho St.
1977	8	Idaho St.
1978	8	Montana
1979	8	Weber St.
1980	8	Weber St.
1981	8	Idaho
1982	8	Idaho
1983	8	Weber St./Nevada
1984	8	Weber St.
1985	8	Nevada
1986	8	Northern Ariz./Montana
1987	8	Montana St.
1988	9	Boise St.
1989	9	Boise St./Idaho
1990	9	Idaho
1991	9	Montana

Season	No.	Regular Season
1992	8	Montana
1993	8	Idaho
1994	8	Weber St./Idaho St.
1995	8	Montana/Weber St.
1996	8	Montana St.
1997	9	Northern Ariz.
1998	9	Northern Ariz.
1999	9	Weber St.
2000	9	Montana/Eastern Wash.
2001	9	Cal St. Northridge
2002	8	Montana St.
2003	8	Weber St.
2004	8	Eastern Wash.

Season	No.	Conference Tournament
1976	8	Boise St.
1977	8	Idaho St.
1978	8	Weber St.
1979	8	Weber St.
1980	8	Weber St.
1981	8	Idaho
1982	8	Idaho
1983	8	Weber St.
1984	8	Nevada
1985	8	Nevada
1986	7	Montana St.
1987	8	Idaho St.
1988	9	Boise St.
1989	9	Idaho
1990	9	Idaho
1991	9	Montana
1992	6	Montana
1993	6	Boise St.
1994	6	Boise St.
1995	6	Weber St.
1996	6	Montana St.
1997	6	Montana
1998	6	Northern Ariz.
1999	6	Weber St.
2000	6	Northern Ariz.
2001	6	Cal St. Northridge
2002	6	Montana
2003	6	Weber St.
2004	6	Eastern Wash.

BIG SOUTH CONFERENCE

Season	No.	Regular Season
1986	8	Charleston So.
1987	8	Charleston So.
1988	7	Coastal Caro.
1989	7	Coastal Caro.
1990	7	Coastal Caro.
1991	8	Coastal Caro.
1992	8	Radford
1993	9	Towson
1994	10	Towson
1995	9	UNC Greensboro
1996	9	UNC Greensboro
1997	8	Liberty/UNC Asheville
1998	7	UNC Asheville
1999	6	Winthrop
2000	8	Radford
2001	8	Radford
2002	8	Winthrop/UNC Asheville
2003	8	Winthrop
2004	9	Birmingham So./Liberty

Season	No.	Conference Tournament
1986	8	Charleston So.
1987	8	Charleston So.
1988	7	Winthrop
1989	7	UNC Asheville
1990	7	Coastal Caro.
1991	8	Coastal Caro.
1992	8	Campbell
1993	9	Coastal Caro.
1994	8	Liberty
1995	8	Charleston So.
1996	8	UNC Greensboro
1997	8	Charleston So.
1998	7	Radford
1999	6	Winthrop
2000	6	Winthrop
2001	6	Winthrop
2002	8	Winthrop
2003	8	UNC Asheville
2004	8	Liberty

BIG TEN CONFERENCE

Season	No.	Regular Season
1906	6	Minnesota
1907	5	Chicago/Minnesota/Wisconsin
1908	5	Chicago/Wisconsin
1909	8	Chicago
1910	8	Chicago
1911	8	Purdue/Minnesota
1912	8	Purdue/Wisconsin
1913	9	Wisconsin
1914	9	Wisconsin
1915	9	Illinois
1916	9	Wisconsin
1917	9	Minnesota/Illinois
1918	10	Wisconsin
1919	10	Minnesota
1920	10	Chicago
1921	10	Michigan/Wisconsin/Purdue
1922	10	Purdue
1923	10	Iowa/Wisconsin
1924	10	Wisconsin/Illinois/Chicago
1925	10	Ohio St.
1926	10	Purdue/Indiana/Michigan/Iowa
1927	10	Michigan
1928	10	Indiana/Purdue
1929	10	Wisconsin/Michigan
1930	10	Purdue
1931	10	Northwestern
1932	10	Purdue
1933	10	Northwestern/Ohio St.
1934	10	Purdue
1935	10	Purdue/Illinois/Wisconsin
1936	10	Indiana/Purdue
1937	10	Minnesota/Illinois
1938	10	Purdue
1939	10	Ohio St.
1940	10	Purdue
1941	10	Wisconsin
1942	10	Illinois
1943	10	Illinois
1944	10	Ohio St.
1945	10	Iowa
1946	10	Ohio St.
1947	9	Wisconsin
1948	9	Michigan
1949	9	Illinois
1950	9	Ohio St.
1951	10	Illinois
1952	10	Illinois
1953	10	Indiana
1954	10	Indiana
1955	10	Iowa
1956	10	Iowa
1957	10	Indiana/Michigan St.
1958	10	Indiana
1959	10	Michigan St.
1960	10	Ohio St.
1961	10	Ohio St.
1962	10	Ohio St.
1963	10	Ohio St./Illinois
1964	10	Michigan/Ohio St.
1965	10	Michigan
1966	10	Michigan
1967	10	Indiana/Michigan St.
1968	10	Ohio St./Iowa
1969	10	Purdue
1970	10	Iowa
1971	10	Ohio St.
1972	10	Minnesota
1973	10	Indiana
1974	10	Indiana/Michigan
1975	10	Indiana
1976	10	Indiana
1977	10	Michigan
1978	10	Michigan St.
1979	10	Michigan St./Purdue/Iowa
1980	10	Indiana
1981	10	Indiana
1982	10	Minnesota
1983	10	Indiana
1984	10	Illinois/Purdue
1985	10	Michigan
1986	10	Michigan
1987	10	Indiana/Purdue
1988	10	Purdue
1989	10	Indiana
1990	10	Michigan St.

Season	No.	Regular Season
1991	10	Ohio St./Indiana
1992	10	Ohio St.
1993	11	Indiana
1994	11	Purdue
1995	11	Purdue
1996	11	Purdue
1997	11	Minnesota
1998	11	Michigan St./Illinois
1999	11	Michigan St.
2000	11	Michigan St./Ohio St.
2001	11	Michigan St./Illinois
2002	11	Illinois/Ohio St./Indiana/Wisconsin
2003	11	Wisconsin
2004	11	Illinois

Season	No.	Conference Tournament
1998	11	Michigan
1999	11	Michigan St.
2000	11	Michigan St.
2001	11	Iowa
2002	11	Ohio St.
2003	11	Illinois
2004	11	Wisconsin

BIG 12 CONFERENCE

Season	No.	Regular Season
1997	12	Kansas
1998	12	Kansas
1999	12	Texas
2000	12	Iowa St.
2001	12	Iowa St.
2002	12	Kansas
2003	12	Kansas
2004	12	Oklahoma St.

Season	No.	Conference Tournament
1997	12	Kansas
1998	12	Kansas
1999	12	Kansas
2000	12	Iowa St.
2001	12	Oklahoma
2002	12	Oklahoma
2003	12	Oklahoma
2004	11	Oklahoma St.

BIG WEST CONFERENCE

Season	No.	Regular Season
1970	6	Long Beach St.
1971	6	Long Beach St.
1972	7	Long Beach St.
1973	7	Long Beach St.
1974	7	Long Beach St.
1975	6	Long Beach St.
1976	6	Long Beach St./Cal St. Fullerton
1977	7	Long Beach St./San Diego St.
1978	8	Fresno St./San Diego St.
1979	8	Pacific
1980	8	Utah St.
1981	8	Fresno St.
1982	8	Fresno St.
1983	9	UNLV
1984	10	UNLV
1985	10	UNLV
1986	10	UNLV
1987	10	UNLV
1988	10	UNLV
1989	10	UNLV
1990	10	UNLV
1991	10	UNLV
1992	10	UNLV
1993	10	New Mexico St.
1994	10	New Mexico St.
1995	10	Utah St.
1996	10	Long Beach St.
1997	12	Nevada (Eastern)/New Mexico St. (Eastern)/Pacific (Western)
1998	1	Utah St. (Eastern)/Pacific (Western)
1999	12	Boise St. (Eastern)/New Mexico St. (Eastern)/UC Santa Barb. (Western)
2000	12	Utah St. (Eastern)/Long Beach St. (Western)
2001	9	UC Irvine
2002	10	Utah St./UC Irvine
2003	10	UC Santa Barb.
2004	10	Utah St./Pacific

Season	No.	Conference Tournament
1976	4	San Diego St.
1977	7	Long Beach St.
1978	7	Cal St. Fullerton
1979	8	Pacific
1980	7	San Jose St.
1981	7	Fresno St.
1982	7	Fresno St.
1983	8	UNLV
1984	8	Fresno St.
1985	8	UNLV
1986	8	UNLV
1987	8	UNLV
1988	10	Utah St.
1989	10	UNLV
1990	10	UNLV
1991	8	UNLV
1992	8	New Mexico St.
1993	8	Long Beach St.
1994	10	New Mexico St.
1995	10	Long Beach St.
1996	6	San Jose St.
1997	8	Pacific
1998	8	Utah St.
1999	8	New Mexico St.
2000	8	Utah St.
2001	8	Utah St.
2002	8	UC Santa Barb.
2003	8	Utah St.
2004	8	Pacific

BORDER CONFERENCE

Season	No.	Regular Season
1932	5	Arizona
1933	6	Texas Tech
1934	6	Texas Tech
1935	6	Texas Tech
1936	7	Arizona
1937	7	New Mexico St.
1938	7	New Mexico St.
1939	7	New Mexico St.
1940	7	New Mexico St.
1941		DNP
1942	9	West Tex. A&M
1943	8	West Tex. A&M
1944	4	Northern Ariz.
1945	9	New Mexico
1946	9	Arizona
1947	9	Arizona
1948	9	Arizona
1949	9	Arizona
1950	9	Arizona
1951	9	Arizona
1952	8	New Mexico St./West Tex. A&M
1953	8	Arizona/Hardin-Simmons
1954	7	Texas Tech
1955	7	Texas Tech/West Tex. A&M
1956	7	Texas Tech
1957	6	UTEP
1958	6	Arizona St.
1959	6	Arizona St./New Mexico St./UTEP
1960	6	New Mexico St.
1961	6	Arizona St./New Mexico St.
1962	5	Arizona St.

COLONIAL ATHLETIC ASSOCIATION

Season	No.	Regular Season
1983	6	William & Mary
1984	6	Richmond
1985	8	Navy/Richmond
1986	8	Navy
1987	8	Navy
1988	8	Richmond
1989	8	Richmond
1990	8	James Madison
1991	8	James Madison
1992	8	Richmond/James Madison
1993	8	James Madison/Old Dominion
1994	8	James Madison/Old Dominion
1995	8	Old Dominion
1996	9	Va. Commonwealth
1997	9	Old Dominion/UNC Wilmington
1998	9	William & Mary/UNC Wilmington
1999	9	George Mason
2000	9	James Madison/George Mason
2001	9	Richmond
2002	10	UNC Wilmington
2003	10	UNC Wilmington
2004	10	Va. Commonwealth

Season	No.	Conference Tournament
1983	6	James Madison
1984	6	Richmond
1985	8	Navy
1986	8	Navy
1987	8	Navy
1988	8	Richmond
1989	8	George Mason
1990	8	Richmond
1991	8	Richmond
1992	8	Old Dominion
1993	8	East Caro.
1994	8	James Madison
1995	8	Old Dominion
1996	9	Va. Commonwealth
1997	9	Old Dominion
1998	9	Richmond
1999	9	George Mason
2000	9	UNC Wilmington
2001	6	George Mason
2002	10	UNC Wilmington
2003	10	UNC Wilmington
2004	10	Va. Commonwealth

CONFERENCE USA

Season	No.	Regular Season
1996	11	Tulane (Red)/Memphis (White)/Cincinnati (Blue)
1997	12	Tulane (Red)/Memphis (White)/Charlotte (White)/Cincinnati (Blue)
1998	12	Cincinnati (American)/Memphis (National)
1999	12	Cincinnati (American)/UAB (National)
2000	12	Cincinnati (American)/Tulane (National)/South Fla. (National)
2001	12	Cincinnati (American)/Southern Miss. (National)
2002	14	Cincinnati (American)/Memphis (National)
2003	14	Marquette (American)/Memphis (National)
2004	14	DePaul/Memphis/Cincinnati/UAB/Charlotte

Season	No.	Conference Tournament
1996	11	Cincinnati
1997	12	Marquette
1998	12	Cincinnati
1999	12	Charlotte
2000	12	St. Louis
2001	12	Charlotte
2002	12	Cincinnati
2003	12	Louisville
2004	12	Cincinnati

EAST COAST CONFERENCE

Season	No.	Regular Season
1959	10	St. Joseph's
1960	10	St. Joseph's
1961	10	St. Joseph's
1962	10	St. Joseph's
1963	9	St. Joseph's
1964	8	Temple
1965	8	St. Joseph's
1966	10	St. Joseph's
1967	12	Temple
1968	11	La Salle
1969	12	Temple
1970	12	St. Joseph's (East)/Rider (West)/Lehigh (West)/Lafayette (West)
1971	13	St. Joseph's (East)/Lafayette (West)
1972	13	Temple (East)/Rider (West)
1973	13	St. Joseph's (East)/Lafayette (West)
1974	13	St. Joseph's (East)/La Salle (East)/Rider (West)
1975	12	American (East)/La Salle (East)/Lafayette (West)
1976	12	St. Joseph's (East)/Lafayette (West)
1977	12	Temple (East)/Hofstra (East)/Lafayette (West)
1978	12	La Salle (East)/Lafayette (West)
1979	12	Temple (East)/Bucknell (West)
1980	12	St. Joseph's (East)/Lafayette (West)

Season	No.	Regular Season
1981	12	American (East)/Lafayette (West)/Rider (West)
1982	12	Temple (East)/West Chester (West)
1983	10	American (East)/La Salle (East)/Hofstra (East)/Rider (West)
1984	9	Bucknell
1985	8	Bucknell
1986	8	Drexel
1987	8	Bucknell
1988	8	Lafayette
1989	8	Bucknell
1990	8	Towson/Hofstra/Lehigh
1991	7	Towson
1992	7	Hofstra
1993		DNP
1994	6	Troy St.

Season	No.	Conference Tournament
1975	12	La Salle
1976	12	Hofstra
1977	12	Hofstra
1978	12	La Salle
1979	12	Temple
1980	12	La Salle
1981	12	St. Joseph's
1982	12	St. Joseph's
1983	10	La Salle
1984	9	Rider
1985	8	Lehigh
1986	8	Drexel
1987	8	Bucknell
1988	8	Lehigh
1989	8	Bucknell
1990	8	Towson
1991	7	Towson
1992	7	Towson
1993		DNP
1994	6	Hofstra

EASTERN INTERCOLLEGIATE CONFERENCE

Season	No.	Regular Season
1933	5	Pittsburgh
1934	6	Pittsburgh
1935	5	Pittsburgh/West Virginia
1936	6	Carnegie Mellon/Pittsburgh
1937	6	Pittsburgh/Tempe
1938	6	Tempe
1939	6	Carnegie Mellon/Georgetown

GREAT MIDWEST CONFERENCE

Season	No.	Regular Season
1992	6	DePaul/Cincinnati
1993	6	Cincinnati
1994	7	Marquette
1995	7	Memphis

Season	No.	Conference Tournament
1992	6	Cincinnati
1993	6	Cincinnati
1994	7	Cincinnati
1995	7	Cincinnati

GULF STAR CONFERENCE

Season	No.	Regular Season
1985	6	Southeast La.
1986	6	Sam Houston St.
1987	6	Stephen F. Austin

HORIZON LEAGUE CONFERENCE

Season	No.	Regular Season
1980	6	Loyola (Ill.)
1981	7	Xavier
1982	7	Evansville
1983	8	Loyola (Ill.)
1984	8	Oral Roberts
1985	8	Loyola (Ill.)
1986	7	Xavier
1987	7	Evansville/Loyola (Ill.)
1988	6	Xavier
1989	7	Evansville
1990	8	Xavier
1991	8	Xavier
1992	6	Evansville
1993	8	Evansville/Xavier
1994	6	Xavier
1995	11	Xavier

Season	No.	Regular Season
1996	9	Wis.-Green Bay
1997	9	Butler
1998	8	Detroit/Ill.-Chicago
1999	8	Detroit
2000	8	Butler
2001	8	Butler
2002	9	Butler
2003	9	Butler
2004	9	Wis.-Milwaukee

Season	No.	Conference Tournament
1980	6	Oral Roberts
1981	7	Oklahoma City
1982	7	Evansville
1983	8	Xavier
1984	8	Oral Roberts
1985	8	Loyola (Ill.)
1986	7	Xavier
1987	7	Xavier
1988	6	Xavier
1989	7	Evansville
1990	8	Dayton
1991	8	Xavier
1992	6	Evansville
1993	8	Evansville
1994	6	Detroit
1995	10	Wis.-Green Bay
1996	8	Northern Ill.
1997	9	Butler
1998	8	Butler
1999	8	Detroit
2000	8	Butler
2001	8	Butler
2002	9	Ill.-Chicago
2003	9	Wis.-Milwaukee
2004	9	Ill.-Chicago

IVY GROUP

Season	No.	Regular Season
1902	5	Yale
1903	5	Yale
1904	6	Columbia
1905	5	Columbia
1906	6	Pennsylvania
1907	6	Yale
1908	5	Pennsylvania
1909-10	5	DNP
1911	5	Columbia
1912	6	Columbia
1913	5	Cornell
1914	6	Cornell/Columbia
1915	6	Yale
1916	6	Pennsylvania
1917	6	Yale
1918	6	Pennsylvania
1919	5	Pennsylvania
1920	6	Pennsylvania
1921	6	Pennsylvania
1922	6	Princeton
1923	6	Yale
1924	6	Cornell
1925	6	Princeton
1926	6	Columbia
1927	6	Dartmouth
1928	6	Pennsylvania
1929	6	Pennsylvania
1930	6	Columbia
1931	6	Columbia
1932	6	Princeton
1933	6	Yale
1934	7	Pennsylvania
1935	7	Pennsylvania
1936	7	Columbia
1937	7	Pennsylvania
1938	7	Dartmouth
1939	7	Dartmouth
1940	7	Dartmouth
1941	7	Dartmouth
1942	7	Dartmouth
1943	7	Dartmouth
1944	5	Dartmouth
1945	4	Pennsylvania
1946	5	Dartmouth
1947	7	Columbia
1948	7	Columbia
1949	7	Yale
1950	7	Princeton
1951	7	Columbia
1952	7	Princeton
1953	7	Pennsylvania

Season	No.	Regular Season
1954	8	Cornell
1955	8	Princeton
1956	8	Dartmouth
1957	8	Yale
1958	8	Dartmouth
1959	8	Dartmouth
1960	8	Princeton
1961	8	Princeton
1962	8	Yale
1963	8	Princeton
1964	8	Princeton
1965	8	Princeton
1966	8	Pennsylvania
1967	8	Princeton
1968	8	Columbia
1969	8	Princeton
1970	8	Pennsylvania
1971	8	Pennsylvania
1972	8	Pennsylvania
1973	8	Pennsylvania
1974	8	Pennsylvania
1975	8	Pennsylvania
1976	8	Princeton
1977	8	Princeton
1978	8	Pennsylvania
1979	8	Pennsylvania
1980	8	Pennsylvania
1981	8	Princeton
1982	8	Pennsylvania
1983	8	Princeton
1984	8	Princeton
1985	8	Pennsylvania
1986	8	Brown
1987	8	Pennsylvania
1988	8	Cornell
1989	8	Princeton
1990	8	Princeton
1991	8	Princeton
1992	8	Princeton
1993	8	Pennsylvania
1994	8	Pennsylvania
1995	8	Pennsylvania
1996	8	Princeton
1997	8	Princeton
1998	8	Princeton
1999	8	Pennsylvania
2000	8	Pennsylvania
2001	8	Princeton
2002	8	Pennsylvania/Yale/Princeton
2003	8	Pennsylvania
2004	8	Princeton

METRO ATLANTIC ATHLETIC CONFERENCE

Season	No.	Regular Season
1982	6	St. Peter's
1983	6	Iona
1984	8	La Salle/St. Peter's/Iona
1985	8	Iona
1986	8	Fairfield
1987	8	St. Peter's
1988	8	La Salle
1989	8	La Salle
1990	12	Holy Cross (North)/La Salle (South)
1991	9	Siena
1992	9	Manhattan
1993	8	Manhattan
1994	8	Canisius
1995	8	Manhattan
1996	8	Fairfield/Iona
1997	8	Iona
1998	10	Iona
1999	10	Niagara/Siena
2000	10	Siena
2001	10	Iona/Siena/Niagara
2002	10	Marist/Rider
2003	10	Manhattan
2004	10	Manhattan

Season	No.	Conference Tournament
1982	6	Fordham
1983	6	Fordham
1984	8	Iona
1985	8	Iona
1986	8	Fairfield
1987	8	Fairfield
1988	8	La Salle
1989	8	La Salle
1990	12	La Salle

Season	No.	Conference Tournament
1991	9	St. Peter's
1992	9	La Salle
1993	8	Manhattan
1994	8	Loyola (Md.)
1995	8	St. Peter's
1996	8	Canisius
1997	8	Fairfield
1998	10	Iona
1999	10	Siena
2000	10	Iona
2001	10	Iona
2002	10	Siena
2003	10	Manhattan
2004	10	Manhattan

METROPOLITAN COLLEGIATE ATHLETIC CONFERENCE

Season	No.	Regular Season
1976	6	Tulane
1977	7	Louisville
1978	7	Florida St.
1979	7	Louisville
1980	7	Louisville
1981	7	Louisville
1982	7	Memphis
1983	7	Louisville
1984	8	Memphis/Louisville
1985	8	Memphis
1986	7	Louisville
1987	7	Louisville
1988	7	Louisville
1989	7	Florida St.
1990	8	Louisville
1991	8	Southern Miss.
1992	7	Tulane
1993	7	Louisville
1994	7	Louisville
1995	7	Charlotte

Season	No.	Conference Tournament
1976	6	Cincinnati
1977	7	Cincinnati
1978	7	Louisville
1979	7	Virginia Tech
1980	7	Louisville
1981	7	Louisville
1982	7	Memphis
1983	7	Louisville
1984	8	Memphis
1985	8	Memphis
1986	7	Louisville
1987	7	Memphis
1988	7	Louisville
1989	5	Louisville
1990	8	Louisville
1991	8	Florida St.
1992	7	Charlotte
1993	7	Louisville
1994	7	Louisville
1995	7	Louisville

METROPOLITAN NEW YORK CONFERENCE

Season	No.	Regular Season
1943	8	St. John's (N.Y.)
1944-45	8	DNP
1946	7	New York U./St. John's (N.Y.)
1947	7	St. John's (N.Y.)
1948	7	New York U.
1949	7	Manhattan/St. John's (N.Y.)
1950	7	CCNY
1951	7	St. John's (N.Y.)
1952	7	St. John's (N.Y.)
1953	7	Manhattan
1954	7	St. Francis (N.Y.)
1955	7	Manhattan
1956	7	St. Francis (N.Y.)
1957	7	New York U.
1958	7	St. John's (N.Y.)
1959	7	Manhattan
1960	7	New York U.
1961	7	St. John's (N.Y.)
1962	7	St. John's (N.Y.)
1963	7	Fordham

MID-AMERICAN ATHLETIC CONFERENCE

Season	No.	Regular Season
1947	5	Butler/Cincinnati
1948	6	Cincinnati
1949	6	Cincinnati
1950	6	Cincinnati
1951	5	Cincinnati
1952	7	Miami (Ohio)/Western Mich.
1953	7	Miami (Ohio)
1954	8	Toledo
1955	8	Miami (Ohio)
1956	7	Marshall
1957	7	Miami (Ohio)
1958	7	Miami (Ohio)
1959	7	Bowling Green
1960	7	Ohio
1961	7	Ohio
1962	7	Bowling Green
1963	7	Bowling Green
1964	7	Ohio
1965	7	Ohio
1966	7	Miami (Ohio)
1967	7	Toledo
1968	7	Bowling Green
1969	7	Miami (Ohio)
1970	6	Ohio
1971	6	Miami (Ohio)
1972	6	Ohio
1973	7	Miami (Ohio)
1974	7	Ohio
1975	8	Central Mich.
1976	10	Western Mich.
1977	10	Central Mich.
1978	10	Miami (Ohio)
1979	10	Toledo
1980	10	Toledo
1981	10	Ball St./Northern Ill./Toledo/ Western Mich./Bowling Green
1982	10	Ball St.
1983	10	Bowling Green
1984	10	Miami (Ohio)
1985	10	Ohio
1986	10	Miami (Ohio)
1987	9	Central Mich.
1988	9	Eastern Mich.
1989	9	Ball St.
1990	9	Ball St.
1991	9	Eastern Mich.
1992	8	Miami (Ohio)
1993	10	Ball St./Miami (Ohio)
1994	10	Ohio
1995	10	Miami (Ohio)
1996	10	Eastern Mich.
1997	10	Bowling Green/Miami (Ohio)
1998	12	Akron (East)/Ball St. (West)
1999	13	Miami (Ohio)(East)/Toledo (West)
2000	13	Bowling Green (East)/ Ball St. (West)/Toledo (West)
2001	13	Kent St. (East)/ Central Mich. (West)
2002	13	Kent St. (East)/Ball St. (West)
2003	13	Kent St. (East)/Central Mich. (West)
2004	13	Kent St. (East)/Western Mich. (West)

Season	No.	Conference Tournament
1980	7	Toledo
1981	7	Ball St.
1982	7	Northern Ill.
1983	7	Ohio
1984	7	Miami (Ohio)
1985	7	Ohio
1986	7	Ball St.
1987	7	Central Mich.
1988	7	Eastern Mich.
1989	8	Ball St.
1990	8	Ball St.
1991	8	Eastern Mich.
1992	8	Miami (Ohio)
1993	10	Ball St.
1994	8	Ohio
1995	8	Ball St.
1996	8	Eastern Mich.
1997	8	Miami (Ohio)
1998	8	Eastern Mich.
1999	8	Kent St.
2000	13	Ball St.
2001	13	Kent St.
2002	13	Kent St.
2003	13	Central Mich.
2004	13	Western Mich.

MID-CONTINENT CONFERENCE

Season	No.	Regular Season
1983	8	Western Ill.
1984	8	Ill.-Chicago
1985	8	Cleveland St.
1986	8	Cleveland St.
1987	8	Southwest Mo. St.
1988	8	Southwest Mo. St.
1989	8	Southwest Mo. St.
1990	7	Southwest Mo. St.
1991	9	Northern Ill.
1992	9	Wis.-Green Bay
1993	9	Cleveland St.
1994	10	Wis.-Green Bay
1995	10	Valparaiso
1996	10	Valparaiso
1997	8	Valparaiso
1998	9	Valparaiso
1999	8	Valparaiso
2000	9	Oakland
2001	9	Southern Utah/Valparaiso
2002	8	Valparaiso
2003	8	Valparaiso
2004	9	Valparaiso

Season	No.	Conference Tournament
1984	8	Western Ill.
1985	8	Eastern Ill.
1986	8	Cleveland St.
1987	8	Southwest Mo. St.
1988	8	DNP
1989	7	Southwest Mo. St.
1990	7	Northern Iowa
1991	8	Wis.-Green Bay
1992	8	Eastern Ill.
1993	8	Wright St.
1994	8	Wis.-Green Bay
1995	6	Valparaiso
1996	8	Valparaiso
1997	8	Valparaiso
1998	7	Valparaiso
1999	7	Valparaiso
2000	7	Valparaiso
2001	8	Southern Utah
2002	8	Valparaiso
2003	8	IUPUI
2004	8	Valparaiso

Season	No.	Conference Tournament
1972	7	N.C. A&T
1973	7	Md.-East. Shore
1974	7	Md.-East. Shore/Morgan St.
1975	7	N.C. A&T
1976	7	N.C. A&T/Morgan St.
1977	7	South Carolina St.
1978	7	N.C. A&T
1979	7	N.C. A&T
1980	7	Howard
1981	6	N.C. A&T
1982	7	N.C. A&T
1983	7	Howard
1984	6	N.C. A&T
1985	7	N.C. A&T
1986	8	N.C. A&T
1987	8	Howard
1988	9	N.C. A&T
1989	9	South Carolina St.
1990	9	Coppin St.
1991	9	Coppin St.
1992	9	N.C. A&T/Howard
1993	9	Coppin St.
1994	9	Coppin St.
1995	9	Coppin St.
1996	10	Coppin St./South Carolina St.
1997	10	Coppin St.
1998	11	Coppin St.
1999	11	Coppin St./South Carolina St.
2000	11	South Carolina St.
2001	11	Hampton/South Carolina St.
2002	11	Hampton
2003	11	South Carolina St.
2004	11	South Carolina St./Coppin St.

Season	No.	Conference Tournament
1972	7	N.C. A&T
1973	7	N.C. A&T
1974	7	Md.-East. Shore
1975	7	N.C. A&T

Season	No.	Conference Tournament
1976	7	N.C. A&T
1977	7	Morgan St.
1978	7	N.C. A&T
1979	7	N.C. A&T
1980	7	Howard
1981	6	Howard
1982	7	N.C. A&T
1983	7	N.C. A&T
1984	6	N.C. A&T
1985	6	N.C. A&T
1986	6	N.C. A&T
1987	7	N.C. A&T
1988	7	N.C. A&T
1989	8	South Carolina St.
1990	8	Coppin St.
1991	9	Florida A&M
1992	9	Howard
1993	9	Coppin St.
1994	9	N.C. A&T
1995	9	N.C. A&T
1996	8	South Carolina St.
1997	9	Coppin St.
1998	9	South Carolina St.
1999	10	Florida A&M
2000	11	South Carolina St.
2001	11	Hampton
2002	11	Hampton
2003	11	South Carolina St.
2004	11	Florida A&M

MISSOURI VALLEY CONFERENCE

(Note: The Big Eight and Missouri Valley conferences share the same history from 1908-28.)

Season	No.	Regular Season
1908	6	Kansas
1909	6	Kansas
1910	6	Kansas
1911	5	Kansas
1912	6	Nebraska/Kansas
1913	6	Nebraska
1914	7	Kansas/Nebraska
1915	7	Kansas
1916	7	Nebraska
1917	7	Kansas St.
1918	7	Missouri
1919	8	Kansas St.
1920	8	Missouri
1921	9	Missouri
1922	9	Missouri/Kansas
1923	9	Kansas
1924	9	Kansas
1925	9	Kansas
1926	10	Kansas
1927	10	Kansas
1928	10	Oklahoma
1929	5	Washington (Mo.)
1930	5	Creighton/Washington (Mo.)
1931	5	Creighton/Oklahoma St.
1932	5	Creighton
1933	6	Butler
1934	6	Butler
1935	7	Creighton/Drake
1936	7	Creighton/Oklahoma St./Drake
1937	7	Oklahoma St.
1938	7	Oklahoma St.
1939	8	Oklahoma St./Drake
1940	7	Oklahoma St.
1941	7	Creighton
1942	6	Oklahoma St./Creighton
1943	6	Creighton
1944	4	Oklahoma St.
1945	5	Oklahoma St.
1946	7	Oklahoma St.
1947	7	St. Louis
1948	6	Oklahoma St.
1949	6	Oklahoma St.
1950	7	Bradley
1951	8	Oklahoma St.
1952	6	St. Louis
1953	6	Oklahoma St.
1954	6	Oklahoma St.
1955	6	Tulsa/St. Louis
1956	7	Houston
1957	8	St. Louis
1958	8	Cincinnati
1959	8	Cincinnati
1960	8	Cincinnati
1961	7	Cincinnati
1962	7	Bradley/Cincinnati

Season	No.	Regular Season
1963	7	Cincinnati
1964	7	Drake/Wichita St.
1965	8	Wichita St.
1966	8	Cincinnati
1967	8	Louisville
1968	9	Louisville
1969	9	Drake/Louisville
1970	9	Drake
1971	8	Drake/Louisville/St. Louis
1972	8	Memphis/Louisville
1973	10	Memphis
1974	9	Louisville
1975	8	Louisville
1976	7	Wichita St.
1977	7	Southern Ill./New Mexico St.
1978	9	Creighton
1979	9	Indiana St.
1980	9	Bradley
1981	9	Wichita St.
1982	10	Bradley
1983	10	Wichita St.
1984	9	Tulsa/Illinois St.
1985	9	Tulsa
1986	9	Bradley
1987	8	Tulsa
1988	8	Bradley
1989	8	Creighton
1990	8	Southern Ill.
1991	9	Creighton
1992	10	Southern Ill./Illinois St.
1993	10	Illinois St.
1994	10	Southern Ill./Tulsa
1995	11	Tulsa
1996	11	Bradley
1997	10	Illinois St.
1998	10	Illinois St.
1999	10	Evansville
2000	10	Indiana St.
2001	10	Creighton
2002	10	Southern Ill./Creighton
2003	10	Southern Ill.
2004	10	Southern Ill.

Season	No.	Conference Tournament
1977	8	Southern Ill.
1978	9	Creighton
1979	8	Indiana St.
1980	8	Bradley
1981	8	Creighton
1982	8	Tulsa
1983	8	Illinois St.
1984	8	Tulsa
1985	8	Wichita St.
1986	8	Tulsa
1987	7	Wichita St.
1988	8	Bradley
1989	8	Creighton
1990	8	Illinois St.
1991	9	Creighton
1992	8	Southwest Mo. St.
1993	8	Southern Ill.
1994	8	Southern Ill.
1995	8	Southern Ill.
1996	8	Tulsa
1997	10	Illinois St.
1998	10	Illinois St.
1999	10	Creighton
2000	10	Creighton
2001	10	Indiana St.
2002	10	Creighton
2003	10	Creighton
2004	10	Northern Iowa

MOUNTAIN STATES CONFERENCE

Season	No.	Regular Season
1938	7	Colorado/Utah
1939	7	Colorado
1940	7	Colorado
1941	7	Wyoming
1942	7	Colorado
1943	5	Wyoming
1944	7	Utah
1945	7	Utah
1946	7	Wyoming
1947	7	Wyoming
1948	6	Brigham Young
1949	6	Wyoming
1950	6	Brigham Young
1951	6	Brigham Young
1952	8	Wyoming

Season	No.	Regular Season
1953	8	Wyoming
1954	8	Colorado
1955	8	Utah
1956	8	Utah
1957	8	Brigham Young
1958	8	Wyoming
1959	8	Utah
1960	8	Utah
1961	8	Colorado St./Utah
1962	8	Utah

MOUNTAIN WEST

Season	No.	Regular Season
2000	8	UNLV/Utah
2001	8	Brigham Young/Wyoming/Utah
2002	8	Wyoming
2003	8	Brigham Young/Utah
2004	8	Air Force

Season	No.	Conference Tournament
2000	8	UNLV
2001	7	Brigham Young
2002	8	San Diego St.
2003	8	Colorado St.
2004	8	Utah

NEW ENGLAND CONFERENCE

Season	No.	Regular Season
1938	5	Rhode Island
1939	5	Rhode Island
1940	5	Rhode Island
1941	5	Rhode Island
1942	5	Rhode Island
1943	5	Rhode Island
1944	4	Rhode Island
1945		DNP
1946	5	Rhode Island

NEW JERSEY-NEW YORK 7 CONFERENCE

Season	No.	Regular Season
1977	7	Columbia/Seton Hall
1978	7	Rutgers/St. John's (N.Y.)
1979	7	Rutgers

NORTHEAST CONFERENCE

Season	No.	Regular Season
1982	11	Fairleigh Dickinson (North)/Robert Morris (South)
1983	10	Long Island (North)/Robert Morris (South)
1984	9	Long Island/Robert Morris
1985	8	Marist
1986	9	Fairleigh Dickinson
1987	9	Marist
1988	9	Fairleigh Dickinson/Marist
1989	9	Robert Morris
1990	9	Robert Morris
1991	9	St. Francis (Pa.)/Fairleigh Dickinson
1992	9	Robert Morris
1993	10	Rider
1994	10	Rider
1995	10	Rider
1996	10	Mt. St. Mary's
1997	10	Long Island
1998	9	Long Island
1999	11	UMBC
2000	12	Central Conn. St.
2001	12	St. Francis (N.Y.)
2002	12	Central Conn. St.
2003	12	Wagner
2004	11	Monmouth/St. Francis (N.Y.)

Season	No.	Conference Tournament
1982	8	Robert Morris
1983	8	Robert Morris
1984	8	Long Island
1985	8	Fairleigh Dickinson
1986	8	Marist
1987	6	Marist
1988	6	Fairleigh Dickinson
1989	6	Robert Morris
1990	6	Robert Morris
1991	7	St. Francis (Pa.)
1992	9	Robert Morris
1993	10	Rider

Season	No.	Conference Tournament
1994	10	Rider
1995	10	Mt. St. Mary's
1996	10	Monmouth
1997	8	Long Island
1998	8	Fairleigh Dickinson
1999	8	Mt. St. Mary's
2000	8	Central Conn. St.
2001	7	Monmouth
2002	8	Central Conn. St.
2003	8	Wagner
2004	8	Monmouth

OHIO VALLEY CONFERENCE

Season	No.	Regular Season
1949	8	Western Ky.
1950	7	Western Ky.
1951	7	Murray St.
1952	7	Morehead St.
1953	6	Eastern Ky.
1954	6	Western Ky.
1955	6	Western Ky.
1956	6	Morehead St./Tennessee Tech/Western Ky.
1957	6	Morehead St./Western Ky.
1958	7	Tennessee Tech
1959	7	Eastern Ky.
1960	7	Western Ky.
1961	7	Morehead St./Western Ky./Eastern Ky.

1962	6	Western Ky.
1963	7	Tennessee Tech/Morehead St.
1964	8	Murray St.
1965	8	Eastern Ky.
1966	8	Western Ky.
1967	8	Western Ky.
1968	8	East Tenn. St./Murray St.
1969	8	Murray St./Morehead St.
1970	8	Western Ky.
1971	8	Western Ky.
1972	8	Eastern Ky./Morehead St./Western Ky.

1973	8	Austin Peay
1974	8	Austin Peay/Morehead St.
1975	8	Middle Tenn.
1976	8	Western Ky.
1977	8	Austin Peay
1978	8	Middle Tenn./Eastern Ky.
1979	7	Eastern Ky.
1980	7	Western Ky./Murray St.
1981	8	Western Ky.
1982	8	Murray St./Western Ky.
1983	8	Murray St.
1984	8	Morehead St.
1985	8	Tennessee Tech
1986	8	Akron/Middle Tenn.
1987	8	Middle Tenn.
1988	8	Murray St.
1989	7	Middle Tenn./Murray St.
1990	7	Murray St.
1991	7	Murray St.
1992	8	Murray St.
1993	9	Tennessee St.
1994	9	Murray St.
1995	9	Murray St./Tennessee St.
1996	9	Murray St.
1997	10	Austin Peay/Murray St.
1998	10	Murray St.
1999	10	Murray St.
2000	10	Southeast Mo. St./Murray St.
2001	9	Tennessee Tech
2002	9	Tennessee Tech
2003	9	Austin Peay/Morehead St.
2004	11	Austin Peay

Season	No.	Conference Tournament
1949	8	Western Ky.
1950	7	Eastern Ky.
1951	7	Murray St.
1952	7	Western Ky.
1953	6	Western Ky.
1954	6	Western Ky.
1955	6	Eastern Ky.
1956-63		DNP
1964	8	Murray St.
1965	8	Western Ky.
1966	8	Western Ky.
1967	8	Tennessee Tech
1968-74		DNP
1975	4	Middle Tenn.
1976	8	Western Ky.

Season	No.	Conference Tournament
1977	4	Middle Tenn.
1978	4	Western Ky.
1979	4	Eastern Ky.
1980	4	Western Ky.
1981	4	Western Ky.
1982	4	Middle Tenn.
1983	4	Morehead St.
1984	4	Morehead St.
1985	7	Middle Tenn.
1986	7	Akron
1987	7	Austin Peay
1988	7	Murray St.
1989	7	Middle Tenn.
1990	7	Murray St.
1991	7	Murray St.
1992	7	Murray St.
1993	6	Tennessee St.
1994	7	Tennessee St.
1995	7	Murray St.
1996	7	Austin Peay
1997	8	Murray St.
1998	8	Murray St.
1999	8	Murray St.
2000	8	Southeast Mo. St.
2001	8	Eastern Ill.
2002	8	Murray St.
2003	8	Austin Peay
2004	8	Murray St.

PACIFIC-10 CONFERENCE

Season	No.	Regular Season
1916	3	California/Oregon St.
1917	6	Washington St.
1918		DNP
1919	6	Oregon
1920	6	Stanford
1921	6	Stanford
1922	8	Idaho
1923	8	Idaho
1924	9	California
1925	8	California
1926	9	California
1927	9	California
1928	10	Southern California
1929	10	California
1930	9	Southern California
1931	9	Washington
1932	9	California
1933	9	Oregon St.
1934	9	Washington
1935	9	Southern California
1936	9	Stanford
1937	9	Stanford
1938	10	Stanford
1939	9	Oregon
1940	9	Southern California
1941	9	Washington St.
1942	9	Stanford
1943	9	Washington
1944	8	Washington (North)/California (South)
1945	8	Oregon (North)/UCLA (South)
1946	9	California
1947	9	Oregon St.
1948	9	Washington
1949	9	Oregon St.
1950	9	UCLA
1951	9	Washington
1952	9	UCLA
1953	9	Washington
1954	9	Southern California
1955	9	Oregon St.
1956	9	UCLA
1957	9	California
1958	9	Oregon St./California
1959	9	California
1960	5	California
1961	5	Southern California
1962	5	UCLA
1963	5	UCLA/Stanford
1964	6	UCLA
1965	8	UCLA
1966	8	Oregon St.
1967	8	UCLA
1968	8	UCLA
1969	8	UCLA
1970	8	UCLA
1971	8	UCLA
1972	8	UCLA

Season	No.	Regular Season
1973	8	UCLA
1974	8	UCLA
1975	8	UCLA
1976	8	UCLA
1977	8	UCLA
1978	8	UCLA
1979	10	UCLA
1980	10	Oregon St.
1981	10	Oregon St.
1982	10	Oregon St.
1983	10	UCLA
1984	10	Washington/Oregon St.
1985	10	Washington/Southern California
1986	10	Arizona
1987	10	UCLA
1988	10	Arizona
1989	10	Arizona
1990	10	Oregon St./Arizona
1991	10	Arizona
1992	10	UCLA
1993	10	Arizona
1994	10	Arizona
1995	10	UCLA
1996	10	UCLA
1997	10	UCLA
1998	10	Arizona
1999	10	Stanford
2000	10	Arizona/Stanford
2001	10	Stanford
2002	10	Oregon
2003	10	Arizona
2004	10	Stanford

Season	No.	Conference Tournament
1987	10	UCLA
1988	10	Arizona
1989	10	Arizona
1990	10	Arizona
1991-2001		DNP
2002	8	Arizona
2003	8	Oregon
2004	8	Stanford

PATRIOT LEAGUE

Season	No.	Regular Season
1991	7	Fordham
1992	8	Bucknell/Fordham
1993	8	Bucknell
1994	8	Navy/Fordham/Colgate/Holy Cross
1995	8	Bucknell/Colgate
1996	7	Colgate/Navy
1997	7	Navy
1998	7	Lafayette/Navy
1999	7	Lafayette
2000	7	Lafayette/Navy
2001	7	Holy Cross
2002	8	American
2003	8	Holy Cross
2004	8	Lehigh/American

Season	No.	Conference Tournament
1991	7	Fordham
1992	8	Fordham
1993	8	Holy Cross
1994	8	Navy
1995	8	Colgate
1996	7	Colgate
1997	7	Navy
1998	7	Navy
1999	7	Lafayette
2000	7	Lafayette
2001	7	Holy Cross
2002	8	Holy Cross
2003	8	Holy Cross
2004	8	Lehigh

ROCKY MOUNTAIN CONFERENCE

Season	No.	Regular Season
1922	6	Colorado Col.
1923	5	Colorado Col.
1924	6	Colorado Col.
1925	12	Colorado Col. (East)/Brigham Young (West)
1926	12	Colorado St. (East)/Utah (West)
1927	12	Colorado Col. (East)/Montana St. (West)
1928	12	Wyoming (East)/Montana St. (West)

Season	No.	Regular Season
1929	12	Colorado (East)/Montana St. (West)
1929	12	Colorado (East)/Montana St. (West)
1930	12	Colorado (East)/Montana St. (West)/Utah St. (West)
1931	12	Wyoming (East)/Utah (West)
1932	12	Wyoming (East)/Brigham Young (West)/Utah (West)
1933	12	Wyoming (East)/Colorado St. (East)/Brigham Young (West)/Utah (West)
1934	12	Wyoming (East)/Brigham Young (West)
1935	12	Northern Colo. (East)/Utah St. (West)
1936	12	Wyoming (East)/Utah (West)
1937	12	Denver (East)/Colorado (East)/Montana St. (West)/Utah (West)
1938	5	Montana St.
1939	5	Northern Colo.
1940	5	Northern Colo.
1941	5	Northern Colo.
1942	5	Northern Colo.
1943	3	Northern Colo.
1944	3	Colorado Col.
1945	3	Colorado Col.
1946	5	Colorado St.
1947	5	Montana St.
1948	4	Colorado St.
1949	5	Colorado St.
1950	6	Montana St.
1951	6	Montana St.
1952	6	Colorado St./Montana St.
1953	6	Idaho St.
1954	6	Idaho St.
1955	6	Idaho St.
1956	6	Idaho St.
1957	6	Idaho St.
1958	6	Idaho St.
1959	6	Idaho St.
1960	6	Idaho St.

SOUTHEASTERN CONFERENCE

Season	No.	Regular Season
1933	13	Kentucky
1934	13	Alabama
1935	13	LSU/Kentucky
1936	13	Tennessee
1937	13	Kentucky
1938	13	Georgia Tech
1939	13	Kentucky
1940	13	Kentucky
1941	12	Tennessee
1942	12	Kentucky
1943	12	Tennessee
1944	6	Kentucky
1945	12	Kentucky
1946	12	Kentucky
1947	12	Kentucky
1948	12	Kentucky
1949	12	Kentucky
1950	12	Kentucky
1951	12	Kentucky
1952	12	Kentucky
1953	11	LSU
1954	12	Kentucky/LSU
1955	12	Kentucky
1956	12	Alabama
1957	12	Kentucky
1958	12	Kentucky
1959	12	Mississippi St.
1960	12	Auburn
1961	12	Mississippi St.
1962	12	Mississippi St./Kentucky
1963	12	Mississippi St.
1964	12	Kentucky
1965	11	Vanderbilt
1966	11	Kentucky
1967	10	Tennessee
1968	10	Kentucky
1969	10	Kentucky
1970	10	Kentucky
1971	10	Kentucky
1972	10	Tennessee/Kentucky
1973	10	Kentucky
1974	10	Vanderbilt/Alabama
1975	10	Kentucky/Alabama
1976	10	Alabama

Season	No.	Regular Season
1977	10	Kentucky/Tennessee
1978	10	Kentucky
1979	10	LSU
1980	10	Kentucky
1981	10	LSU
1982	10	Kentucky/Tennessee
1983	10	Kentucky
1984	10	Kentucky
1985	10	LSU
1986	10	Kentucky
1987	10	Alabama
1988	10	Kentucky*
1989	10	Florida
1990	10	Georgia
1991	10	Mississippi St./LSU
1992	12	Kentucky (Eastern)/ Arkansas (Western)
1993	12	Vanderbilt (Eastern)/ Arkansas (Western)
1994	12	Florida (Eastern)/ Kentucky (Eastern)/ Arkansas (Western)
1995	12	Kentucky (Eastern)/ Arkansas (Western)/ Mississippi St. (Western)
1996	12	Kentucky (Eastern)/ Mississippi St. (Western)
1997	12	South Carolina (Eastern)/ Mississippi (Western)
1998	12	Kentucky (Eastern)/ Mississippi (Western)
1999	12	Tennessee (Eastern)/ Auburn (Western)
2000	12	Tennessee (Eastern)/ Florida (Eastern)/Kentucky (Eastern)/ LSU (Western)
2001	12	Florida (Eastern)/ Kentucky (Eastern)/ Mississippi (Western)
2002	12	Georgia (Eastern)/Kentucky (Eastern)/Florida (Eastern)/Alabama (Western)
2003	12	Kentucky (Eastern)/Mississippi St. (Western)
2004	12	Kentucky (Eastern)/Mississippi St. (Western)

Season	No.	Conference Tournament
1933	13	Kentucky
1934	10	Alabama
1935		DNP
1936	9	Tennessee
1937	8	Kentucky
1938	11	Georgia Tech
1939	12	Kentucky
1940	12	Kentucky
1941	12	Tennessee
1942	12	Kentucky
1943	11	Tennessee
1944	6	Kentucky
1945	11	Kentucky
1946	12	Kentucky
1947	12	Kentucky
1948	12	Kentucky
1949	12	Kentucky
1950	12	Kentucky
1951	12	Vanderbilt
1952	12	Kentucky
1953-78		DNP
1979	10	Tennessee
1980	10	LSU
1981	10	Mississippi
1982	10	Alabama
1983	10	Georgia
1984	10	Kentucky
1985	10	Auburn
1986	10	Kentucky
1987	10	Alabama
1988	10	Kentucky*
1989	10	Alabama
1990	9	Alabama
1991	9	Alabama
1992	11	Kentucky
1993	12	Kentucky
1994	12	Kentucky
1995	12	Kentucky
1996	12	Mississippi St.
1997	12	Kentucky
1998	12	Kentucky
1999	12	Kentucky
2000	12	Arkansas
2001	12	Kentucky

Season	No.	Conference Tournament
2002	12	Mississippi St.
2003	11	Kentucky
2004	12	Kentucky

* later vacated

SOUTHERN CONFERENCE

Season	No.	Regular Season
1922	13	Virginia
1923	19	North Carolina
1924	21	Tulane
1925	21	North Carolina
1926	22	Kentucky
1927	22	South Carolina
1928	22	Auburn
1929	23	Wash. & Lee
1930	23	Alabama
1931	22	Georgia
1932	23	Kentucky/Maryland
1933	10	South Carolina
1934	10	South Carolina
1935	10	North Carolina
1936	10	Wash. & Lee
1937	16	Wash. & Lee
1938	15	North Carolina
1939	15	Wake Forest
1940	15	Duke
1941	15	North Carolina
1942	16	Duke
1943	15	Duke
1944	12	North Carolina
1945	14	South Carolina
1946	16	North Carolina
1947	16	North Carolina St.
1948	16	North Carolina St.
1949	16	North Carolina St.
1950	16	North Carolina St.
1951	17	North Carolina St.
1952	17	West Virginia
1953	17	North Carolina St.
1954	10	George Washington
1955	10	West Virginia
1956	10	George Washington/West Virginia
1957	10	West Virginia
1958	10	West Virginia
1959	9	West Virginia
1960	9	Virginia Tech
1961	9	West Virginia
1962	9	West Virginia
1963	9	West Virginia
1964	9	Davidson
1965	10	Davidson
1966	9	Davidson
1967	9	West Virginia
1968	9	Davidson
1969	8	Davidson
1970	8	Davidson
1971	7	Davidson
1972	8	Davidson
1973	8	Davidson
1974	8	Furman
1975	8	Furman
1976	8	VMI
1977	10	Furman/VMI
1978	8	Appalachian St.
1979	9	Appalachian St.
1980	9	Furman
1981	9	Appalachian St./Davidson/ Chattanooga
1982	9	Chattanooga
1983	9	Chattanooga
1984	9	Marshall
1985	9	Chattanooga
1986	9	Chattanooga
1987	9	Marshall
1988	9	Marshall
1989	8	Chattanooga
1990	8	East Tenn. St.
1991	8	East Tenn. St./Furman/ Chattanooga
1992	8	East Tenn. St./Chattanooga
1993	10	Chattanooga
1994	10	Chattanooga
1995	10	Marshall (Northern)/ Chattanooga (Southern)
1996	10	Davidson (Northern)/ Western Caro. (Southern)

Season	No.	Regular Season
1997	10	Davidson (Northern)/ Marshall (Northern)/ Chattanooga (Southern)
1998	11	Appalachian St. (North)/Davidson (North)/Chattanooga (South)
1999	12	Appalachian St.(North)/ Col. of Charleston (South)
2000	12	Appalachian St. (North)/ Col. of Charleston (South)
2001	12	East Tenn. St. (North)/ Col. of Charleston (South)
2002	12	Davidson (North)/ UNC Greensboro (North)/East Tenn. St. (North)/ Col. of Charleston (South)/ Ga. Southern(South)/Chattanooga (South)
2003	12	Appalachian St. (North)/Davidson (North)/East Tenn. St. (North)/ Col. of Charleston (South)
2004	12	East Tenn. St. (North)/ Ga. Southern (South)/Davidson (South)/ Col. of Charleston (South)

Season	No.	Conference Tournament
1921		Kentucky
1922	23	North Carolina
1923	22	Mississippi St.
1924	16	North Carolina
1925	17	North Carolina
1926	16	North Carolina
1927	14	Vanderbilt
1928	16	Mississippi
1929	16	North Carolina St.
1930	16	Alabama
1931	16	Maryland
1932	16	Georgia
1933	8	South Carolina
1934	8	Wash. & Lee
1935	8	North Carolina
1936	8	North Carolina
1937	8	Wash. & Lee
1938	8	Duke
1939	11	Clemson
1940	8	North Carolina
1941	8	Duke
1942	8	Duke
1943	8	George Washington
1944	8	Duke
1945	8	North Carolina
1946	8	Duke
1947	8	North Carolina St.
1948	10	North Carolina St.
1949	8	North Carolina St.
1950	8	North Carolina St.
1951	8	North Carolina St.
1952	8	North Carolina St.
1953	8	Wake Forest
1954	8	George Washington
1955	8	West Virginia
1956	8	West Virginia
1957	8	West Virginia
1958	8	West Virginia
1959	8	West Virginia
1960	8	West Virginia
1961	8	George Washington
1962	8	West Virginia
1963	8	West Virginia
1964	8	VMI
1965	8	West Virginia
1966	8	Davidson
1967	8	West Virginia
1968	8	Davidson
1969	8	Davidson
1970	8	Davidson
1971	7	Furman
1972	8	East Caro.
1973	8	Furman
1974	8	Furman
1975	8	Furman
1976	8	VMI
1977	7	VMI
1978	8	Furman
1979	8	Appalachian St.
1980	8	Furman
1981	8	Chattanooga
1982	8	Chattanooga
1983	8	Chattanooga
1984	8	Marshall
1985	8	Marshall
1986	8	Davidson
1987	8	Marshall
1988	8	Chattanooga

Season	No.	Conference Tournament
1989	8	East Tenn. St.
1990	8	East Tenn. St.
1991	8	East Tenn. St.
1992	8	East Tenn. St.
1993	10	Chattanooga
1994	10	Chattanooga
1995	10	Chattanooga
1996	9	Western Caro.
1997	10	Chattanooga
1998	10	Davidson
1999	12	Col. of Charleston
2000	12	Appalachian St.
2001	12	UNC Greensboro
2002	12	Davidson
2003	12	East Tenn. St.
2004	12	East Tenn. St.

SOUTHLAND CONFERENCE

Season	No.	Regular Season
1964	5	Lamar
1965	5	Abilene Christian/Arkansas St.
1966	5	Abilene Christian
1967	5	Arkansas St.
1968	5	Abilene Christian
1969	5	Trinity (Tex.)
1970	5	Lamar
1971	5	Arkansas St.
1972	7	Louisiana Tech
1973	7	Louisiana Tech
1974	3	Arkansas St.
1975	5	McNeese St.
1976	6	Louisiana Tech
1977	6	La-Lafayette
1978	6	McNeese St./Lamar
1979	6	Lamar
1980	6	Lamar
1981	6	Lamar
1982	6	La-Lafayette
1983	7	Lamar
1984	7	Lamar
1985	7	Louisiana Tech
1986	7	La-Monroe
1987	6	Louisiana Tech
1988	8	North Texas
1989	8	North Texas
1990	8	La-Monroe
1991	8	La-Monroe
1992	10	Texas-San Antonio
1993	10	La-Monroe
1994	10	La-Monroe
1995	10	Nicholls St.
1996	10	La-Monroe
1997	10	McNeese St./La-Monroe/ Texas St.
1998	10	Nicholls St.
1999	10	Texas St.
2000	11	Sam Houston St.
2001	11	McNeese St.
2002	11	McNeese St.
2003	11	Sam Houston St.
2004	11	Southeastern La./ Texas-Arlington/Texas-San Antonio

Season	No.	Conference Tournament
1981	6	Lamar
1982	5	La-Lafayette
1983	7	Lamar
1984	7	Louisiana Tech
1985	7	Louisiana Tech
1986	7	La-Monroe
1987	6	Louisiana Tech
1988	6	North Texas
1989	6	McNeese St.
1990	7	La-Monroe
1991	4	La-Monroe
1992	6	La-Monroe
1993	6	La-Monroe
1994	8	Texas St.
1995	8	Nicholls St.
1996	6	La-Monroe
1997	6	Texas St.
1998	6	Nicholls St.
1999	6	Texas-San Antonio
2000	8	Lamar
2001	8	Northwestern St.
2002	6	McNeese St.
2003	6	Sam Houston St.
2004	8	Texas-San Antonio

SOUTHWEST CONFERENCE

Season	No.	Regular Season
1915	5	Texas
1916	5	Texas
1917	3	Texas
1918	5	Rice
1919	5	Texas
1920	6	Texas A&M
1921	5	Texas A&M
1922	6	Texas A&M
1923	6	Texas A&M
1924	8	Texas
1925	8	Oklahoma St.
1926	7	Arkansas
1927	7	Arkansas
1928	7	Arkansas
1929	7	Arkansas
1930	7	Arkansas
1931	7	TCU
1932	7	Baylor
1933	7	Texas
1934	7	TCU
1935	7	Arkansas/Rice/ Southern Methodist
1936	7	Arkansas
1937	7	Southern Methodist
1938	7	Arkansas
1939	7	Texas
1940	7	Rice
1941	7	Arkansas
1942	7	Rice/Arkansas
1943	7	Texas/Rice
1944	7	Arkansas/Rice
1945	7	Rice
1946	7	Baylor
1947	7	Texas
1948	7	Baylor
1949	7	Arkansas/Baylor/Rice
1950	7	Baylor/Arkansas
1951	7	Texas A&M/TCU/ Texas
1952	7	TCU
1953	7	TCU
1954	7	Rice/Texas
1955	7	Southern Methodist
1956	7	Southern Methodist
1957	7	Southern Methodist
1958	8	Arkansas/Southern Methodist
1959	8	TCU
1960	8	Texas
1961	8	Texas Tech
1962	8	Southern Methodist/Texas Tech
1963	8	Texas
1964	8	Texas A&M
1965	8	Southern Methodist/Texas
1966	8	Southern Methodist
1967	8	Southern Methodist
1968	8	TCU
1969	8	Texas A&M
1970	8	Rice
1971	8	TCU
1972	8	Texas/Southern Methodist
1973	8	Texas Tech
1974	8	Texas
1975	8	Texas A&M
1976	9	Texas A&M
1977	9	Arkansas
1978	9	Texas/Arkansas
1979	9	Texas/Arkansas
1980	9	Texas A&M
1981	9	Arkansas
1982	9	Arkansas
1983	9	Houston
1984	9	Houston
1985	9	Texas Tech
1986	9	TCU/Texas/ Texas A&M
1987	9	TCU
1988	9	Southern Methodist
1989	9	Arkansas
1990	9	Arkansas
1991	9	Arkansas
1992	8	Houston/Texas
1993	8	Southern Methodist
1994	8	Texas
1995	8	Texas/Texas Tech
1996	8	Texas Tech
1976	9	Texas Tech
1977	9	Arkansas

Season	No.	Conference Tournament
1978	9	Houston
1979	9	Arkansas
1980	9	Texas A&M
1981	9	Houston
1982	9	Arkansas
1983	9	Houston
1984	9	Houston
1985	8	Texas Tech
1986	8	Texas Tech
1987	8	Texas A&M
1988	8	Southern Methodist
1989	8	Arkansas
1990	8	Arkansas
1991	9	Arkansas
1992	8	Houston
1993	8	Texas Tech
1994	8	Texas
1995	7	Texas
1996	8	Texas Tech

SOUTHWESTERN ATHLETIC CONFERENCE

Season	No.	Regular Season
1957	6	Texas Southern
1958	6	Texas Southern
1959	8	Grambling
1960	8	Grambling
1961	8	Prairie View
1962	7	Prairie View
1963	8	Grambling
1964	8	Grambling/Jackson St.
1965	8	Southern U.
1966	8	Alcorn St./Grambling
1967	8	Alcorn St./Ark.-Pine Bluff/ Grambling
1968	8	Alcorn St./Jackson St.
1969	8	Alcorn St.
1970	8	Jackson St.
1971	7	Grambling
1972	7	Grambling
1973	7	Alcorn St.
1974	7	Jackson St.
1975	7	Jackson St.
1976	7	Alcorn St.
1977	7	Texas Southern
1978	7	Jackson St./Southern U.
1979	7	Alcorn St.
1980	7	Alcorn St.
1981	7	Alcorn St./Southern U.
1982	7	Alcorn St./Jackson St.
1983	8	Texas Southern
1984	8	Alcorn St.
1985	8	Alcorn St.
1986	8	Alcorn St./Southern U.
1987	8	Grambling
1988	8	Southern U.
1989	8	Grambling/Southern U./ Texas Southern
1990	8	Southern U.
1991	8	Jackson St.
1992	8	Mississippi Val./Texas Southern
1993	8	Jackson St.
1994	8	Texas Southern
1995	8	Texas Southern
1996	8	Jackson St./Mississippi Val.
1997	8	Mississippi Val.
1998	9	Texas Southern
1999	9	Alcorn St.
2000	10	Alcorn St.
2001	10	Alabama St.
2002	10	Alcorn St.
2003	10	Prairie View
2004	10	Mississippi St.
1980	7	Alcorn St.
1981	7	Southern U.
1982	7	Alcorn St.
1983	7	Alcorn St.
1984	8	Alcorn St.
1985	4	Southern U.
1986	8	Mississippi Val.
1987	8	Southern U.
1988	8	Southern U.
1989	8	Southern U.
1990	8	Texas Southern
1991	8	Jackson St.
1992	8	Mississippi Val.
1993	8	Southern U.
1994	8	Texas Southern

Season	No.	Conference Tournament
1995	6	Texas Southern
1996	6	Mississippi Val.
1997	8	Jackson St.
1998	8	Prairie View
1999	8	Alcorn St.
2000	8	Jackson St.
2001	8	Alabama St.
2002	8	Alcorn St.
2003	8	Texas Southern
2004	8	Alabama St.

SUN BELT CONFERENCE

Season	No.	Regular Season
1977	6	Charlotte
1978	6	Charlotte
1979	6	South Ala.
1980	8	South Ala.
1981	7	Va. Commonwealth/ South Ala./UAB
1982	6	UAB
1983	8	Va. Commonwealth/ Old Dominion
1984	8	Va. Commonwealth
1985	8	Va. Commonwealth
1986	8	Old Dominion
1987	8	Western Ky.
1988	8	Charlotte
1989	8	South Ala.
1990	8	UAB
1991	8	South Ala.
1992	11	Louisiana Tech/La-Lafayette
1993	10	New Orleans
1994	10	Western Ky.
1995	10	Western Ky.
1996	10	Ark.-Little Rock/New Orleans
1997	10	New Orleans/South Ala.
1998	10	South Ala./Arkansas St.
1999	8	Louisiana Tech
2000	9	La-Lafayette/South Ala.
2001	12	Western Ky. (East)/ South Ala. (West)
2002	11	Western Ky. (East)/La-Lafayette (West)/New Mexico St. (West)
2003	12	Western Ky. (East)/ La-Lafayette (West)
2004	11	Ark.-Little Rock (East)/ La-Lafayette (West)

Season	No.	Conference Tournament
1977	6	Charlotte
1978	6	New Orleans
1979	6	Jacksonville
1980	8	Va. Commonwealth
1981	7	Va. Commonwealth
1982	6	UAB
1983	8	UAB
1984	8	UAB
1985	8	Va. Commonwealth
1986	8	Jacksonville
1987	8	UAB
1988	8	Charlotte
1989	8	South Ala.
1990	8	South Fla.
1991	8	South Ala.
1992	11	La-Lafayette
1993	9	Western Ky.
1994	10	La-Lafayette
1995	10	Western Ky.
1996	10	New Orleans
1997	10	South Ala.
1998	10	South Ala.
1999	8	Arkansas St.
2000	9	La-Lafayette
2001	11	Western Ky.
2002	11	Western Ky.
2003	11	Western Ky.
2004	8	La-Lafayette

WEST COAST CONFERENCE

Season	No.	Regular Season
1953	5	Santa Clara
1954	5	Santa Clara
1955	5	San Francisco
1956	8	San Francisco
1957	8	San Francisco
1958	7	San Francisco
1959	7	St. Mary's (Cal.)
1960	7	Santa Clara
1961	7	Loyola Marymount

Season	No.	Regular Season
1962	7	Pepperdine
1963	7	San Francisco
1964	7	San Francisco
1965	8	San Francisco
1966	8	Pacific
1967	8	Pacific
1968	8	Santa Clara
1969	8	Santa Clara
1970	8	Santa Clara
1971	8	Pacific
1972	8	San Francisco
1973	8	San Francisco
1974	8	San Francisco
1975	8	UNLV
1976	7	Pepperdine
1977	8	San Francisco
1978	8	San Francisco
1979	8	San Francisco
1980	9	San Francisco/St. Mary's (Cal.)
1981	8	San Francisco/Pepperdine
1982	8	Pepperdine
1983	7	Pepperdine
1984	7	San Diego
1985	7	Pepperdine
1986	8	Pepperdine
1987	8	San Diego
1988	8	Loyola Marymount
1989	8	St. Mary's (Cal.)
1990	8	Loyola Marymount
1991	8	Pepperdine
1992	8	Pepperdine
1993	8	Pepperdine
1994	8	Gonzaga
1995	8	Santa Clara
1996	8	Gonzaga/Santa Clara
1997	8	St. Mary's (Cal.)/Santa Clara
1998	8	Gonzaga
1999	8	Gonzaga
2000	8	Pepperdine
2001	8	Gonzaga
2002	8	Gonzaga/Pepperdine
2003	8	Gonzaga
2004	8	Gonzaga

Season	No.	Conference Tournament
1987	8	Santa Clara
1988	8	Loyola Marymount
1989	8	Loyola Marymount
1990	8	DNP
1991	8	Pepperdine
1992	8	Pepperdine
1993	8	Santa Clara
1994	8	Pepperdine
1995	8	Gonzaga
1996	8	Portland
1997	8	St. Mary's (Cal.)
1998	8	San Francisco
1999	8	Gonzaga
2000	8	Gonzaga
2001	8	Gonzaga
2002	8	Gonzaga
2003	6	San Diego
2004	8	Gonzaga

WESTERN ATHLETIC CONFERENCE

Season	No.	Regular Season
1963	6	Arizona St.
1964	6	New Mexico/Arizona St.
1965	6	Brigham Young
1966	6	Utah
1967	6	Wyoming/Brigham Young
1968	6	New Mexico
1969	6	Brigham Young/Wyoming
1970	8	UTEP
1971	8	Brigham Young
1972	8	Brigham Young
1973	8	Arizona St.
1974	8	New Mexico
1975	8	Arizona St.
1976	8	Arizona
1977	8	Utah
1978	8	New Mexico
1979	7	Brigham Young
1980	8	Brigham Young
1981	9	Utah/Wyoming
1982	9	Wyoming
1983	9	UTEP/Utah
1984	9	UTEP
1985	9	UTEP
1986	9	Wyoming/UTEP/Utah

Season	No.	Regular Season
1987	9	UTEP
1988	9	Brigham Young
1989	9	Colorado St.
1990	9	Colorado St./Brigham Young
1991	9	Utah
1992	9	UTEP/Brigham Young
1993	10	Brigham Young/Utah
1994	10	New Mexico
1995	10	Utah
1996	10	Utah
1997	16	Fresno St. (Pacific)/ Hawaii (Pacific)/Utah (Mountain)
1998	16	TCU (Pacific)/ Utah (Mountain)
1999	16	UNLV (Mountain)/ Tulsa (Mountain)/Utah (Pacific)
2000	8	Tulsa
2001	9	Fresno St.
2002	10	Hawaii/Tulsa
2003	10	Fresno St.
2004	10	UTEP/Nevada

Season	No.	Conference Tournament
1984	9	UTEP
1985	9	San Diego St.
1986	9	UTEP
1987	9	Wyoming
1988	9	Wyoming
1989	9	UTEP
1990	9	UTEP
1991	9	Brigham Young
1992	8	Brigham Young
1993	10	New Mexico
1994	10	Hawaii
1995	10	Utah
1996	10	New Mexico
1997	12	Utah
1998	12	UNLV
1999	12	Utah
2000	8	Fresno St.
2001	9	Hawaii
2002	10	Hawaii
2003	9	Tulsa
2004	10	Nevada

**WESTERN NEW YORK
LITTLE THREE CONFERENCE**

Season	No.	Regular Season
1947	3	Canisius
1948	3	Niagara
1949	3	Niagara
1950	3	Canisius/Niagara/St. Bonaventure
1951	3	St. Bonaventure
1952	3	DNP
1953	3	Niagara
1954	3	Niagara
1955	3	Niagara
1956	3	Canisius
1957	3	Canisius/St. Bonaventure
1958	3	St. Bonaventure

YANKEE CONFERENCE

Season	No.	Regular Season
1947	6	Vermont
1948	6	Connecticut
1949	6	Connecticut
1950	6	Rhode Island
1951	6	Connecticut
1952	6	Connecticut
1953	6	Connecticut
1954	6	Connecticut
1955	6	Connecticut
1956	6	Connecticut
1957	6	Connecticut
1958	6	Connecticut
1959	6	Connecticut
1960	6	Connecticut
1961	6	Rhode Island
1962	6	Massachusetts
1963	6	Connecticut
1964	6	Connecticut/Rhode Island
1965	6	Connecticut
1966	6	Connecticut/Rhode Island
1967	6	Connecticut
1968	6	Massachusetts/Rhode Island
1969	6	Massachusetts
1970	6	Connecticut/Massachusetts
1971	6	Massachusetts
1972	6	Rhode Island

Season	No.	Regular Season
1973	7	Massachusetts
1974	7	Massachusetts
1975	7	Massachusetts

INDEPENDENTS

(Best Record)

Season	No.	Regular Season
1946	30	Yale
1947	32	Duquesne
1948	40	Bradley
1949	34	Villanova
1950	36	Toledo
1951	37	Dayton
1952	42	Seton Hall
1953	42	Seattle
1954	39	Holy Cross/Seattle
1955	41	Marquette
1956	35	Temple
1957	32	Seattle
1958	29	Temple
1959	32	St. Bonaventure
1960	34	Providence
1961	35	Memphis
1962	34	Loyola (Ill.)
1963	47	Loyola (Ill.)
1964	51	UTEP
1965	45	Providence
1966	44	UTEP
1967	47	Boston College
1968	47	Houston
1969	47	Boston College
1970	52	Jacksonville
1971	55	Marquette
1972	59	Oral Roberts
1973	68	Providence
1974	73	Notre Dame
1975	79	Tex.-Pan American
1976	79	Rutgers
1977	73	UNLV
1978	70	DePaul
1979	68	Syracuse
1980	55	DePaul
1981	54	DePaul
1982	52	DePaul
1983	19	New Orleans
1984	19	DePaul
1985	22	Notre Dame
1986	17	Notre Dame
1987	18	DePaul
1988	18	Akron
1989	22	Akron
1990	19	Wright St.
1991	17	DePaul
1992	12	Penn St.
1993	14	Wis.-Milwaukee
1994	6	Southern Utah
1995	2	Notre Dame
1996	2	Oral Roberts
1997	3	Oral Roberts
1998	0	
1999	2	Denver
2000	5	Tex.-Pan American
2001	5	Stony Brook
2002	3	Tex.-Pan American
2003	6	Centenary (La.)
2004	4	Tex. A&M-Corp. Chris.

CONSECUTIVE REGULAR-SEASON WINNER

No.	Team	Conference	Seasons
13	UCLA	Pacific-10	1967-79
10	Connecticut	Yankee	1951-60
10	UNLV	Big West	1983-92
9	Kentucky	Southeastern	1944-52
8	Idaho St.	Rocky Mountain	1953-60
8	Long Beach St.	Big West	1970-77
7	Cincinnati	Conference USA	1996-2002
7	Coppin St.	Mid-Eastern	1993-99
7	Dartmouth	Ivy	1938-44
7	Murray St.	Ohio Valley	1994-2000
7	Rhode Island	New England	1938-44
6	Arizona	Border	1946-51
6	Col. of Charleston	Southern	1999-2004
6	Cincinnati	Missouri Valley	1958-63
6	Davidson	Southern	1968-73
6	Kansas	Missouri Valley	1922-27
6	Kentucky	Southeastern	1968-73

No.	Team	Conference	Seasons
6	Pennsylvania	Ivy	1970-75
6	Weber St.	Big Sky	1968-73

CONSECUTIVE CONFERENCE TOURNAMENT WINNER

No.	Team	Conference	Seasons
7	Kentucky	Southeastern	1944-50
7	N.C. A&T	Mid-Eastern	1982-88
6	North Carolina St.	Southern	1947-52
6	Valparaiso	Mid-Continent	1995-2000
6	West Virginia	Southern	1955-60
5	Duke	Atlantic Coast	1999-2003
5	Massachusetts	Atlantic 10	1992-96
4	Arizona	Pacific-10	1988-90, 2002
4	Cincinnati	Great Midwest	1992-95
4	East Tenn. St.	Southern	1989-92
4	Gonzaga	West Coast	1999-2002
4	Kentucky	Southeastern	1992-95
4	La.-Monroe	Southland	1990-93
4	Northwestern	America East	1984-87
4	Winthrop	Big South	1999-2002
3	26 tied		

DIVISION I UNDEFEATED IN CONFERENCE PLAY

Minimum 6 conference games.

Year	Conference	Team	Conference		Overall
			W-L	W-L	
1904	Ivy	Columbia	10-0	14-0	
1905	Ivy	Columbia	8-0	13-0	
1908	Ivy	Pennsylvania	8-0	23-4	
1908	Missouri Valley	Kansas	6-0	18-6	
1909	Big Ten	Chicago	12-0	12-0	
1912	Big Ten	Purdue	12-0	12-0	
1912	Big Ten	Wisconsin	12-0	15-0	
1912	Missouri Valley	Nebraska	8-0	14-1	
1913	Big Ten	Wisconsin	12-0	14-1	
1913	Missouri Valley	Nebraska	10-0	17-2	
1914	Big Ten	Wisconsin	12-0	15-0	
1914	Missouri Valley	Nebraska	7-0	15-3	
1915	Big Ten	Illinois	12-0	16-0	
1916	Big Ten	Wisconsin	12-0	20-1	
1916	Missouri Valley	Nebraska	12-0	13-1	
1916	Southwest	Texas	6-0	12-0	
1920	Ivy	Pennsylvania	10-0	22-1	
1920	Southwest	Texas A&M	16-0	19-0	
1922	Pacific Coast	Idaho	7-0	19-1	
1923	Missouri Valley	Kansas	16-0	17-1	
1924	Southwest	Texas	20-0	23-0	
1926	Pacific Coast	California	7-0	14-0	
1927	Pacific Coast	California	7-0	13-0	
1928	Missouri Valley	Oklahoma	18-0	18-0	
1928	Southwest	Arkansas	12-0	19-1	
1929	Big Six	Oklahoma	10-0	13-2	
1929	Missouri Valley	Wash. (Mo.)	7-0	11-7	
1929	Pacific Coast	California	11-0	17-3	
1930	Big Ten	Purdue	10-0	13-2	
1931	Ivy	Columbia	10-0	20-2	
1932	Missouri Valley	Creighton	8-0	17-4	
1934	Eastern				
	Intercollegiate	Pittsburgh	8-0	18-4	
1936	Big Six	Kansas	10-0	21-2	
1936	Ivy	Columbia	12-0	19-3	
1937	Ivy	Pennsylvania	12-0	17-3	
1938	Border	New Mex. St.	18-0	22-3	
1940	Missouri Valley	Oklahoma St.	12-0	26-3	
1941	Southwest	Arkansas	12-0	20-3	
1942	Border	West Texas St.	16-0	28-3	
1943	Big Six	Kansas	10-0	22-6	
1943	Big Ten	Illinois	12-0	17-1	
1943	Border	West Texas St.	10-0	15-7	
1943	Missouri Valley	Creighton	10-0	16-1	
1944	Ivy	Dartmouth	8-0	19-2	
1945	Border	New Mexico	12-0	14-2	
1945	Southwest	Rice	12-0	20-1	
1946	Big Six	Kansas	10-0	19-2	
1946	Missouri Valley	Oklahoma St.	12-0	31-2	
1947	Southwest	Texas	12-0	26-2	
1948	Missouri Valley	Oklahoma St.	10-0	27-4	
1948	Southeastern	Kentucky	9-0	36-3	
1949	Southeastern	Kentucky	13-0	32-2	
1951	Ivy	Columbia	12-0	22-1	
1951	Southeastern	Kentucky	14-0	32-2	
1952	Southeastern	Kentucky	14-0	29-3	
1953	Rocky Mountain	Idaho St.	10-0	18-7	
1953	Southeastern	LSU	13-0	22-3	
1954	Southeastern	Kentucky	14-0	25-0	
1954	Southeastern	LSU	14-0	20-5	

Year	Conference	Team	W-L	Overall
1954	Southern	George		
		Washington	10-0	23-3
1954	Yankee	Connecticut	7-0	23-3
1955	West Coast	San Francisco	12-0	28-1
1955	Yankee	Connecticut	7-0	20-5
1956	Pacific Coast	UCLA	16-0	22-6
1956	Southeastern	Alabama	14-0	21-3
1956	Southwest	Southern		
		Methodist	12-0	25-4
1956	West Coast	San Francisco	14-0	29-0
1957	Atlantic Coast	North Carolina	14-0	32-0
1957	Rocky Mountain	Idaho St.	12-0	25-4
1957	Southern	West Virginia	12-0	25-5
1957	Yankee	Connecticut	8-0	17-8
1958	Mid-American	Miami (Ohio)	12-0	18-9
1958	Rocky Mountain	Idaho St.	10-0	22-6
1958	Southern	West Virginia	12-0	26-2
1958	West Coast	San Francisco	12-0	25-2
1958	Yankee	Connecticut	10-0	17-10
1959	Big Eight	Kansas St.	14-0	25-2
1959	Middle Atlantic	St. Joseph's	7-0	22-5
1959	Southern	West Virginia	11-0	29-5
1960	Rocky Mountain	Idaho St.	8-0	21-5
1961	Big Ten	Ohio St.	14-0	27-1
1961	Middle Atlantic	St. Joseph's	8-0	25-5
1962	Border	Arizona St.	8-0	23-4
1963	Atlantic Coast	Duke	14-0	27-3
1963	Middle Atlantic	St. Joseph's	8-0	23-5
1964	AAWU	UCLA	15-0	30-0
1964	West Coast	San Francisco	12-0	23-5
1965	AAWU	UCLA	14-0	28-2
1965	Southern	Davidson	12-0	24-2
1965	Yankee	Connecticut	10-0	23-3
1966	Ohio Valley	Western Ky.	14-0	25-3
1967	AAWU	UCLA	14-0	30-0
1967	West Coast	Pacific	14-0	24-4
1968	AAWU	UCLA	14-0	29-1
1969	Big Sky	Weber St.	15-0	27-3
1969	Ivy	Princeton	14-0	19-7
1969	Southern	Davidson	9-0	27-3
1970	Atlantic Coast	South Carolina	14-0	25-3
1970	Big Ten	Iowa	14-0	20-5
1970	Ivy	Princeton	14-0	25-2
1970	Ohio Valley	Western Ky.	14-0	22-3
1970	Pacific Coast	Long Beach St.	10-0	24-5
1970	Southern	Davidson	10-0	22-5
1971	Big Eight	Kansas	14-0	27-3
1971	Ivy	Pennsylvania	14-0	28-1
1971	Middle			
	Atlantic (E)	St. Joseph's	6-0	19-9
1971	Pacific Coast	Long Beach St.	10-0	24-5
1971	Pacific-8	UCLA	14-0	29-1
1971	Yankee	Massachusetts	10-0	23-4
1972	Middle			
	Atlantic (E)	Temple	6-0	23-8
1972	Pacific-8	UCLA	14-0	30-0
1972	Southland	La.-Lafayette	8-0	25-4
1973	Atlantic Coast	North Caro. St.	12-0	27-0
1973	Middle			
	Atlantic (E)	St. Joseph's	6-0	22-6
1973	Pacific-8	UCLA	14-0	30-0
1973	Southland	La.-Lafayette	12-0	24-5
1974	Atlantic Coast	North Caro. St.	12-0	30-1
1974	Pacific Coast	Long Beach St.	12-0	24-2
1975	Big Ten	Indiana	18-0	31-1
1975	Southern	Furman	13-0	22-7
1976	Big Ten	Indiana	18-0	32-0
1976	Ivy	Princeton	14-0	22-5
1977	Southwest	Arkansas	16-0	26-2
1977	West Coast	San Francisco	14-0	29-2
1978	East Coast (W)	Lafayette	10-0	23-8
1978	Pacific-8	UCLA	14-0	25-3
1979	East Coast	Temple	13-0	25-4
1979	Missouri Valley	Indiana St.	16-0	33-1
1979	New Jersey-			
	New York 7	Rutgers	6-0	22-9
1979	Southwestern	Alcorn St.	12-0	28-1
1979	Sun Belt	South Ala.	10-0	20-7
1980	Louisville	Metro	12-0	33-3
1980	Southwestern	Alcorn St.	12-0	28-2
1980	Trans America	La.-Monroe	6-0	17-11
1981	East Coast (E)	American	11-0	24-6
1982	East Coast	Temple	11-0	19-8
1982	West Coast	Pepperdine	14-0	22-7
1983	ECAC South	William		
		& Mary	9-0	20-9
1983	Metro	Louisville	12-0	32-4
1983	Southwest	Houston	16-0	31-3
1984	Atlantic 10	Temple	18-0	26-5

Year	Conference	Team	Conference Overall		Year	Conference	Team	Conference Overall		Year	Conference	Team	Conference Overall	
			W-L	W-L				W-L	W-L				W-L	W-L
1984	Atlantic Coast	North Carolina	14-0	28-3	1992	West Coast	Pepperdine	14-0	24-7	1998	Western			
1984	ECAC North				1993	Ivy	Pennsylvania	14-0	22-5		Athletic (P)	TCU	14-0	27-6
	Atlantic	Northeastern	14-0	27-5	1993	Mid-Eastern	Coppin St.	16-0	22-8	1999	Atlantic Coast	Duke	16-0	37-2
1986	Missouri Valley	Bradley	16-0	32-3	1993	Sun Belt	New Orleans	18-0	26-4	1999	Southern (S)	Col. of Charleston	16-0	28-3
1987	Atlantic Coast	North Carolina	14-0	32-4	1994	Big Eight	Missouri	14-0	28-4		Western			
1987	Gulf Star	Stephen F. Austin	10-0	22-6	1994	Ivy	Pennsylvania	14-0	25-3	1999	Athletic (P)	Utah	14-0	28-5
1987	Pacific Coast	UNLV	18-0	37-2	1994	Mid-Eastern	Coppin St.	16-0	22-8	2000	Big West (E)	Utah St.	16-0	28-6
1988	Atlantic 10	Temple	18-0	32-2	1995	American West	Southern Utah	6-0	17-11	2000	Conference USA (A)	Cincinnati	16-0	29-4
1988	Metro Atlantic	La Salle	14-0	24-10	1995	Ivy	Pennsylvania	14-0	22-6	2000	Ivy	Pennsylvania	14-0	21-8
1988	Mid-Eastern	N.C. A&T	16-0	26-3	1995	Midwestern	Xavier	14-0	23-5	2002	Big 12	Kansas	16-0	33-4
1988	West Coast	Loyola Marymount	14-0	28-4	1996	Midwestern	Wis.-G.B.	16-0	25-4	2003	Big Sky	Weber St.	14-0	26-6
1990	Metro Atlantic	La Salle	16-0	30-2	1996	Southeastern (E)	Kentucky	16-0	34-2	2003	Ivy	Pennsylvania	14-0	22-6
1991	Big West	UNLV	18-0	34-1	1996	Southern	Davidson	14-0	25-5	2003	Southeastern	Kentucky	16-0	32-4
1991	Ivy	Princeton	14-0	24-3	1996	Southwest	Texas Tech	14-0	30-2	2004	Atlantic 10 (E)	St. Joseph's	16-0	30-2
1992	Big West	UNLV	18-0	26-2	1997	Ivy	Princeton	14-0	24-4	2004	Ohio Valley	Austin Peay	16-0	22-10
1992	North Atlantic	Delaware	14-0	27-4	1997	Trans America (E)	Col. of Charleston	16-0	29-3	2004	West Coast	Gonzaga	14-0	28-3
					1998	Ivy	Princeton	14-0	27-2					

Division I Conference Alignment History

CHANGES FOR 2004-05

Team	Old Conference	New Conference
Miami (Fla.)	Big East	Atlantic Coast
Virginia Tech	Big East	Atlantic Coast

AMERICA EAST CONFERENCE (1980-present)

ECAC North (1980-82)
ECAC North Atlantic (1983-89)
North Atlantic (1990-96)
America East (1997-present)

Albany (N.Y.)	2002-present
Binghamton	2002-present
Boston U.	1980-present
Canisius	1980-89
Colgate	1980-90
Delaware	1992-2001
Drexel	1992-2001
Hartford	1986-present
Hofstra	1995-2001
Holy Cross	1980-83
Maine	1980-present
UMBC	2004-present
New Hampshire	1980-present
Niagara	1980-89
Northeastern	1980-present
Rhode Island	1980
Siena	1985-89
Stony Brook	2002-present
Towson	1996-2001
Vermont	1980-present

AMERICAN SOUTH CONFERENCE (1988-91)

Arkansas St.	1988-91
UCF	1991
Lamar	1988-91
Louisiana Tech	1988-91
New Orleans	1988-91
La.-Lafayette	1988-91
Tex.-Pan American	1988-91

AMERICAN WEST CONFERENCE (1995-96)

Cal Poly	1995-96
Cal St. Northridge	1995-96
Sacramento St.	1995-96
Southern Utah	1995-96

ATLANTIC COAST CONFERENCE (1954-present)

Clemson	1954-present
Duke	1954-present
Florida St.	1992-present
Georgia Tech	1980-present

Maryland	1954-present
Miami (Fla.)	2005-present
North Carolina	1954-present
North Carolina St.	1954-present
South Carolina	1954-71
Virginia	1954-present
Virginia Tech	2005-present
Wake Forest	1954-present

ATLANTIC SUN CONFERENCE (1979-present)

Trans America Athletic (1979-2001)

Ark.-Little Rock	1981-91
Belmont	2002-present
Campbell	1995-present
Centenary (La.)	1979-99
UCF	1993-present
Col. of Charleston	1993-98
Fla. Atlantic	1994-present
Florida Int'l	1992-98
Gardner-Webb	2003-present
Georgia Southern	1981-92
Georgia St.	1985-present
Hardin-Simmons	1979-89
Houston Baptist	1979-89
Jacksonville	1999-present
Jacksonville St.	1996-2003
Lipscomb	2004-present
Mercer	1979-present
Nicholls St.	1983-84
La.-Monroe	1979-82
Northwestern St.	1981-84
Oklahoma City	1979
Samford	1979-2003
Southeastern La.	1992-97
Stetson	1987-present
Tex.-Pan American	1979-80
Troy St.	1998-present

ATLANTIC 10 CONFERENCE (1977-present)

Eastern Collegiate Basketball League (1977-78)

Eastern AA (1979-82)

Eastern 8
Atlantic 10 (1983-present)

Dayton	1996-present
Duquesne	1977-92, 94-present
Fordham	1996-present
George Washington	1977-present
La Salle	1996-present
Massachusetts	1977-present
Penn St.	1977-79, 83-91
Pittsburgh	1977-82
Rhode Island	1981-present
Richmond	2002-present
Rutgers	1977-95
St. Bonaventure	1980-present
St. Joseph's	1983-present

Temple	1983-present
Villanova	1977-80
Virginia Tech	1996-2000
West Virginia	1977-95
Xavier	1996-present

BIG EAST CONFERENCE (1980-present)

Boston College	1980-present
Connecticut	1980-present
Georgetown	1980-present
Miami (Fla.)	1992-2004
Notre Dame	1996-present
Pittsburgh	1983-present
Providence	1980-present
Rutgers	1996-present
St. John's (N.Y.)	1980-present
Seton Hall	1980-present
Syracuse	1980-present
Villanova	1981-present
Virginia Tech	2001-2004
West Virginia	1996-present

BIG EIGHT CONFERENCE (1908-96)

Missouri Valley (1908-28)

Big Six (1929-47)

Big Seven (1948-58)

Big Eight (1959-96)

Colorado	1948-96
Drake	1908-28
Grinnell	1919-28
Iowa St.	1908-96
Kansas	1908-96
Kansas St.	1914-96
Missouri	1908-96
Nebraska	1908-19, 21-96
Oklahoma	1920-96
Oklahoma St.	1926-28, 59-96
Washington (Mo.)	1908-10, 12-28

BIG SKY CONFERENCE (1964-present)

Boise St.	1971-96
Cal St. Northridge	1997-2001
Eastern Wash.	1988-present
Gonzaga	1964-79
Idaho	1964-96
Idaho St.	1964-present
Montana	1964-present
Montana St.	1964-present
Nevada	1980-92
Northern Ariz.	1971-present
Portland St.	1999-present
Sacramento St.	1997-present
Weber St.	1964-present

**BIG SOUTH CONFERENCE
(1986-present)**

Armstrong Atlantic	1986-87
Augusta St.	1986-91
Birmingham-So.	2004-present
Campbell	1986-94
Charleston So.	1986-present
Coastal Caro.	1986-present
Davidson	1991-92
Elon	2000-2003
High Point	2000-present
Liberty	1992-present
UMBC	1993-98
UNC Asheville	1986-present
UNC Greensboro	1993-97
Radford	1986-present
Towson	1993-95
VMI	2004-present
Winthrop	1986-present

**BIG TEN CONFERENCE
(1895-present)**

**Intercollegiate Conference of Faculty
Representatives**

Western Intercollegiate

Big Nine (1947-48)

Big Ten (1912-46, 49-present)

Chicago	1895-46
Illinois	1895-present
Indiana	1899-present
Iowa	1899-present
Michigan	1895-present
Michigan St.	1949-present
Minnesota	1895-present
Northwestern	1895-present
Ohio St.	1912-present
Penn St.	1993-present
Purdue	1895-present
Wisconsin	1895-present

**BIG 12 CONFERENCE
(1997-present)**

Baylor	1997-present
Colorado	1997-present
Iowa St.	1997-present
Kansas	1997-present
Kansas St.	1997-present
Missouri	1997-present
Nebraska	1997-present
Oklahoma	1997-present
Oklahoma St.	1997-present
Texas	1997-present
Texas A&M	1997-present
Texas Tech	1997-present

**BIG WEST CONFERENCE
(1970-present)**

Pacific Coast (1970-88)

Big West (1989-present)

Boise St.	1997-2001
UC Irvine	1978-present
UC Riverside	2002-present
UC Santa Barb.	1970-74, 77-present
Cal Poly	1997-present
Cal St. Fullerton	1975-present
Cal St. Los Angeles	1970-74
Cal St. Northridge	2002-present
Fresno St.	1970-92
Idaho	1997-present
Long Beach St.	1970-present
Nevada	1993-2000
UNLV	1983-96
New Mexico St.	1984-2000
North Texas	1997-2000
Pacific	1972-present
San Diego St.	1970-78
San Jose St.	1970-96
Utah St.	1979-present

**BORDER CONFERENCE
(1932-40, 42-62)**

Arizona	1932-40, 42-61
Arizona St.	1932-40, 42-43, 44-62
Hardin-Simmons	1942-43, 45-62
New Mexico	1932-40, 42, 45-51
New Mexico St.	1932-40, 42-62

Northern Ariz.	1932-40, 42-53
Texas Tech	1933-40, 42-56
UTEP	1936-40, 42-43, 44-62
West Tex. A&M	1942-43, 45-62

**COLONIAL ATHLETIC ASSOCIATION
(1983-present)**

American	1985-2001
Delaware	2002-present
Drexel	2002-present
East Caro.	1983-2001
George Mason	1983-present
Hofstra	2002-present
James Madison	1983-present
Navy	1983-91
UNC Wilmington	1985-present
Old Dominion	1992-present
Richmond	1983-2001
Towson	2002-present
Va. Commonwealth	1996-present
William & Mary	1983-present

**CONFERENCE USA
(1996-present)**

UAB	1996-present
Charlotte	1996-present
Cincinnati	1996-present
DePaul	1996-present
East Caro.	2002-present
Houston	1997-present
Louisville	1996-present
Marquette	1996-present
Memphis	1996-present
St. Louis	1996-present
South Fla.	1996-present
Southern Miss.	1996-present
TCU	2002-present
Tulane	1996-present

**EAST COAST CONFERENCE
(1959-92, 94)**

Middle Atlantic (1959-74)

East Coast (1975-92, 94)

American	1967-84
Brooklyn	1992
Bucknell	1959-90
Buffalo	1992, 94
Central Conn. St.	1991-92, 94
Chicago St.	1994
Delaware	1959-91
Drexel	1959-91
Gettysburg	1959-74
Hofstra	1966-92, 94
Lafayette	1959-90
La Salle	1959-83
Lehigh	1959-90
UMBC	1991-92
Muhlenberg	1959-64
Northeastern Ill.	1994
Rider	1967-92
Rutgers	1959-62
St. Joseph's	1959-82
Temple	1959-82
Towson	1983-92
Troy St.	1994
West Chester	1966-67, 69-74

**EASTERN INTERCOLLEGIATE
CONFERENCE
(1933-39)**

Bucknell	1934
Carnegie Mellon	1933-39
Georgetown	1933-39
Penn St.	1936-39
Pittsburgh	1933-39
Temple	1933-39
West Virginia	1933-39

**GREAT MIDWEST CONFERENCE
(1992-95)**

UAB	1992-95
Cincinnati	1992-95
Dayton	1994-95
DePaul	1992-95
Marquette	1992-95

Memphis	1992-95
St. Louis	1992-95

**GULF STAR CONFERENCE
(1985-87)**

Nicholls St.	1985-87
Northwestern St.	1985-87
Sam Houston St.	1985-87
Southeastern La.	1985-87
Stephen F. Austin	1985-87
Texas St.	1985-87

**HORIZON LEAGUE
(1980-present)**

Midwestern Collegiate (1980-2001)

Butler	1980-present
Cleveland St.	1995-present
Dayton	1989-93
Detroit	1981-present
Duquesne	1993
Evansville	1980-94
Ill.-Chicago	1995-present
La Salle	1993-95
Loyola (Ill.)	1980-present
Marquette	1990-91
Northern Ill.	1995-97
Oklahoma City	1980-85
Oral Roberts	1980-87
St. Louis	1983-91
Wis.-Green Bay	1995-present
Wis.-Milwaukee	1995-present
Wright St.	1995-present
Xavier	1980-95
Youngstown St.	2002-present

**IVY GROUP
(1902-08, 11-18, 20-present)**

Eastern Intercollegiate League

Brown	1954-present
Columbia	1902-08, 11-18, 20-present
Cornell	1902-08, 11-18, 20-present
Dartmouth	1912-18, 20-present
Harvard	1902-04, 06-07, 34-43, 47-present
Pennsylvania	1904-08, 11-18, 20-present
Princeton	1902-08, 11-18, 20-44, 46-present
Yale	1902-08, 11-18, 20-43, 47-present

**METRO ATLANTIC
ATHLETIC CONFERENCE
(1982-present)**

Army	1982-90
Canisius	1990-present
Fairfield	1982-present
Fordham	1982-90
Holy Cross	1984-90
Iona	1982-present
La Salle	1984-92
Loyola (Md.)	1990-present
Manhattan	1982-present
Marist	1998-present
Niagara	1990-present
Rider	1998-present
St. Peter's	1982-present
Siena	1990-present

**METROPOLITAN COLLEGIATE
ATHLETIC CONFERENCE
(1976-95)**

Charlotte	1992-95
Cincinnati	1976-91
Florida St.	1977-91
Georgia Tech	1976-78
Louisville	1976-95
Memphis	1976-91
St. Louis	1976-82
South Carolina	1984-91
South Fla.	1992-95
Southern Miss.	1983-95
Tulane	1976-85, 90-95
Va. Commonwealth	1992-95
Virginia Tech	1979-95

METROPOLITAN COLLEGIATE CONFERENCE (1966-69)

Fairleigh Dickinson	1966-69
Hofstra	1966-69
Iona	1966-69
Long Island	1966-69
Manhattan	1966-69
New York U.	1966-67
St. Peter's	1966-69
St. Francis (N.Y.)	1966-68
Seton Hall	1966-69
Wagner	1966-69

METROPOLITAN NEW YORK CONFERENCE (1943, 46-63)

CCNY	1943, 46-63
Brooklyn	1943, 46-63
Fordham	1943, 46-63
Hofstra	1943
Manhattan	1943, 46-63
New York U.	1943, 46-63
St. Francis (N.Y.)	1943, 46-63
St. John's (N.Y.)	1943, 46-63

MID-AMERICAN ATHLETIC CONFERENCE (1947-present)

Akron	1993-present
Ball St.	1976-present
Bowling Green	1954-present
Buffalo	1999-present
Butler	1947-50
Case Reserve	1947-55
Central Mich.	1973-present
Cincinnati	1947-53
Eastern Mich.	1975-present
Kent St.	1952-present
Marshall	1954-69, 98-present
Miami (Ohio)	1948-present
Northern Ill.	1976-86, 98-present
Ohio	1947-present
Toledo	1952-present
Wayne St. (Mich.)	1947
Western Mich.	1948-present

MID-CONTINENT CONFERENCE (1983-present)

Akron	1991-92
Buffalo	1995-98
Central Conn. St.	1995-97
Centenary (La.)	2004-present
Chicago St.	1995-present
Cleveland St.	1983-94
Eastern Ill.	1983-96
Ill.-Chicago	1983-94
IUPUI	1999-present
UMKC	1995-present
Northeastern Ill.	1995-98
Northern Ill.	1991-94
Northern Iowa	1983-91
Oakland	2000-present
Oral Roberts	1998-present
Southern Utah	1998-present
Southwest Mo. St.	1983-90
Troy St.	1995-97
Valparaiso	1983-present
Western Ill.	1983-present
Wis.-Green Bay	1983-94
Wis.-Milwaukee	1994
Wright St.	1992-94
Youngstown St.	1993-2001

MID-EASTERN ATHLETIC CONFERENCE (1972-present)

Bethune-Cookman	1981-present
Coppin St.	1986-present
Delaware St.	1972-87, 89-present
Florida A&M	1981-83, 88-present
Hampton	1996-present
Howard	1972-present
Md.-East. Shore	1972-79, 83-present
Morgan St.	1972-80, 85-present
Norfolk St.	1998-present
N.C. A&T	1972-present

N.C. Central	1972-80
South Carolina St.	1972-present

MISSOURI VALLEY CONFERENCE (1908-present)

Bradley	1949-51, 56-present
Butler	1933-34
Cincinnati	1958-70
Creighton	1928-43, 46-48, 78-present
Detroit	1950-57
Drake	1908-51, 57-present
Evansville	1995-present
Grinnell	1919-39
Houston	1951-60
Illinois St.	1982-present
Indiana St.	1978-present
Iowa St.	1908-28
Kansas	1908-28
Kansas St.	1914-28
Louisville	1965-75
Memphis	1968-73
Missouri	1908-28
Nebraska	1908-19, 21-28
New Mexico St.	1973-83
Northern Iowa	1992-present
North Texas	1958-75
Oklahoma	1920-28
Oklahoma St.	1926-57
St. Louis	1938-43, 45-74
Southern Ill.	1976-present
Southwest Mo. St.	1991-present
Tulsa	1935-96
Washburn	1935-41
Washington (Mo.)	1908-10, 12-47
West Tex. A&M	1973-86
Wichita St.	1946-present

MOUNTAIN STATES CONFERENCE (1911-43, 46-62)

Also known as:
Rocky Mountain (1911-37)
Big Seven (1938-43, 46-47)
Skyline Six (1948-51)
Skyline Eight (1952-62)
Mountain States (1938-43, 46-62)

Brigham Young	1924-42, 46-62
Colorado	1911-42, 46-47
Colorado Col.	1911-37
Colorado Mines	1911-37
Colorado St.	1911-22, 24-42, 46-62
Denver	1911-42, 46-62
Montana	1952-62
Montana St.	1925-37
New Mexico	1952-62
Northern Colo.	1925-37
Utah	1924-42, 46-62
Utah St.	1924-42, 46-62
Western St.	1925-37
Wyoming	1923-43, 46-62

MOUNTAIN WEST CONFERENCE (2000-present)

Air Force	2000-present
Brigham Young	2000-present
Colorado St.	2000-present
UNLV	2000-present
New Mexico	2000-present
San Diego St.	2000-present
Utah	2000-present
Wyoming	2000-present

NEW JERSEY-NEW YORK 7 CONFERENCE (1977-79)

Columbia	1977-79
Fordham	1977-79
Manhattan	1977-79
Princeton	1977-79
Rutgers	1977-79
St. John's (N.Y.)	1977-79
Seton Hall	1977-79

NORTHEAST CONFERENCE (1982-present)

ECAC Metro (1982-88)
Northeast (1989-present)

Baltimore	1982-83
-----------	---------

Central Conn. St.	1998-present
Fairleigh Dickinson	1982-present
Long Island	1982-present
Loyola (Md.)	1982-89
Marist	1982-97
UMBC	1999-2003
Monmouth	1986-present
Mt. St. Mary's	1990-present
Quinnipiac	1999-present
Rider	1993-97
Robert Morris	1982-present
Sacred Heart	2000-present
St. Francis (N.Y.)	1982-present
St. Francis (Pa.)	1982-present
Siena	1982-84
Towson	1982
Wagner	1982-present

OHIO VALLEY CONFERENCE (1949-present)

Akron	1981-87
Austin Peay	1964-present
Eastern Ill.	1997-present
Eastern Ky.	1949-present
East Tenn. St.	1958-78
Evansville	1949-52
Jacksonville St.	2004-present
Louisville	1949
Marshall	1949-52
Middle Tenn.	1953-2000
Morehead St.	1949-present
Murray St.	1949-present
Samford	2004-present
Southeast Mo. St.	1992-present
Tenn.-Martin	1993-present
Tennessee St.	1988-present
Tennessee Tech	1949-present
Western Ky.	1949-82
Youngstown St.	1982-88

PACIFIC-10 CONFERENCE (1916-17, 19-present)

Pacific Coast (1916-59)

Big Five (1960-62)

Big Six (1963)

Athletic Association of Western Universities—

AAWU (1963-68)

Pacific 8 (1969-78)

Pacific-10 (1979-present)

Arizona	1979-present
Arizona St.	1979-present
California	1916-17, 19-present
Idaho	1922-59
Montana	1924-29
Oregon	1917, 19-59, 65-present
Oregon St.	1916-17, 19-59, 65-present
Southern California	1922-24, 26-present
Stanford	1917, 19-43, 46-present
UCLA	1928-present
Washington	1916-17, 19-present
Washington St.	1917, 19-59, 64-present

PATRIOT LEAGUE (1991-present)

American	2002-present
Army	1991-present
Bucknell	1991-present
Colgate	1991-present
Fordham	1991-95
Holy Cross	1991-present
Lafayette	1991-present
Lehigh	1991-present
Navy	1992-present

SOUTHEASTERN CONFERENCE (1933-present)

Alabama	1933-43, 45-present
Arkansas	1992-present
Auburn	1933-43, 45-present
Florida	1933-43, 45-present
Georgia	1933-present
Georgia Tech	1933-64
Kentucky	1933-52, 54-present
LSU	1933-present
Mississippi	1933-43, 45-present
Mississippi St.	1933-43, 45-present
Sewanee	1933-40

South Carolina	1992-present
Tennessee	1933-43, 45-present
Tulane	1933-66
Vanderbilt	1933-present

**SOUTHERN CONFERENCE
(1922-present)**

**Southern Intercollegiate Athletic Association—
SIAA (1895-1921)**

Appalachian St.	1973-present
Alabama	1922-32
Auburn	1922-32
Col. of Charleston	1999-present
Chattanooga	1977-present
Citadel	1937-present
Clemson	1922-53
Davidson	1937-88, 93-present
Duke	1929-53
East Caro.	1966-77
East Tenn. St.	1979-present
Elon	2004-present
Florida	1923-32
Furman	1937-42, 45-present
George Washington	1942-43, 46-70
Georgia	1922-32
Ga. Southern	1993-present
Ga. Tech	1922-32
Kentucky	1922-32
LSU	1923-32
Marshall	1977-97
Maryland	1924-53
Mississippi	1923-32
Mississippi St.	1922-30, 32
North Carolina	1922-53
UNC Greensboro	1998-present
North Carolina St.	1922-53
Richmond	1937-76
South Carolina	1923-53
Sewanee	1924-32
Tennessee	1922-32
Tulane	1923-32
Vanderbilt	1923-32
Virginia	1922-37
VMI	1926-2003
Virginia Tech	1922-65
Wake Forest	1937-43, 45-53
Wash. & Lee	1922-43, 46-58
West Virginia	1951-68
Western Caro.	1977-present
William & Mary	1937-77
Wofford	1998-present

**SOUTHLAND CONFERENCE
(1964-present)**

Abilene Christian	1964-73
Arkansas St.	1964-87
Lamar	1964-87, 99-present
Louisiana Tech	1972-87
La.-Lafayette	1972-82
La.-Monroe	1983-present
McNeese St.	1973-present
Nicholls St.	1992-present
North Texas	1983-96

Northwestern St.	1988-present
Sam Houston St.	1988-present
Southeastern La.	1998-present
Southwest Tex. St.	1988-present
Stephen F. Austin	1988-present
Texas-Arlington	1964-86, 88-present
Texas-San Antonio	1992-present
Texas St.	1988-present
Trinity (Tex.)	1964-72

**SOUTHWEST CONFERENCE
(1915-96)**

Arkansas	1924-91
Baylor	1915-96
Houston	1976-96
Oklahoma St.	1918, 22-25
Phillips	1920
Rice	1915-16, 18-96
Southern Methodist	1919-96
Southwestern (Tex.)	1915-16
Texas	1915-96
Texas A&M	1915-96
TCU	1924-96
Texas Tech	1958-96

**SOUTHWESTERN
ATHLETIC CONFERENCE
(1978-present)**

Alabama A&M	2000-present
Alabama St.	1983-present
Alcorn St.	1978-present
Ark.-Pine Bluff	1999-present
Grambling	1978-present
Jackson St.	1978-present
Mississippi Val.	1978-present
Prairie View	1978-present
Southern U.	1978-present
Texas Southern	1978-present

**SUN BELT CONFERENCE
(1977-present)**

UAB	1980-91
Ark.-Little Rock	1992-present
Arkansas St.	1992-present
UCF	1992
Charlotte	1977-91
Denver	2000-present
Florida Int'l	1999-present
Georgia St.	1977-81
Jacksonville	1977-98
Lamar	1992-98
La.-Lafayette	1992-present
Louisiana Tech	1992-2001
Middle Tenn.	2001-present
New Mexico St.	2001-present
New Orleans	1977-80, 92-present
North Texas	2001-present
Old Dominion	1983-91
South Ala.	1977-present
South Fla.	1977-91
Tex.-Pan American	1992-98

Va. Commonwealth	1980-91
Western Ky.	1983-present

**WEST COAST CONFERENCE
(1953-present)**

UC Santa Barb.	1965-69
Fresno St.	1956-57
Gonzaga	1980-present
Loyola Marymount	1956-present
Nevada	1970-79
UNLV	1970-75
Pacific	1953-71
Pepperdine	1956-present
Portland	1977-present
St. Mary's (Cal.)	1953-present
San Diego	1980-present
San Francisco	1953-82, 86-present
San Jose St.	1953-69
Santa Clara	1953-present
Seattle	1972-80

**WESTERN ATHLETIC CONFERENCE
(1963-present)**

Air Force	1981-99
Arizona	1963-78
Arizona St.	1963-78
Boise St.	2002-present
Brigham Young	1963-99
Colorado St.	1970-99
Fresno St.	1993-present
Hawaii	1980-99
Louisiana Tech	2002-present
Nevada	2001-present
UNLV	1997-99
New Mexico	1963-present
Rice	1997-99
San Diego St.	1979-present
San Jose St.	1997-present
Southern Methodist	1997-present
TCU	1997-2001
Tulsa	1997-present
UTEP	1970-present
Utah	1963-99
Wyoming	1963-99

**WESTERN NEW YORK
LITTLE THREE CONFERENCE
(1947-51, 53-58)**

Canisius	1947-51, 53-58
Niagara	1947-51, 53-58
St. Bonaventure	1947-51, 53-58

**YANKEE CONFERENCE
(1938-43, 46-76)**

Boston U.	1973-76
Connecticut	1938-43, 46-76
Maine	1938-43, 46-76
Massachusetts	1947-76
New Hampshire	1938-43, 46-76
Northeastern	1938-43, 46
Rhode Island	1938-43, 46-76
Vermont	1947-76

Division I Alignment History

Abilene Christian	1971-73
Air Force	1958-present
Akron	1948-50, 1981-present
Alabama	1948-present
Alabama A&M	2000-present
Alabama St.	1983-present
UAB	1980-present
Albany (N.Y.)	2000-present
Alcorn St.	1978-present
American	1967-present
Appalachian St.	1974-present
Arizona	1948, 1951-present
Arizona St.	1951-present
Arkansas	1948-present
Ark.-Little Rock	1979-present

Ark.-Pine Bluff	1999-present
Arkansas St.	1971-present
Armstrong St.	1987
Army	1948-present
Auburn	1948-present
Augusta	1985-91
Austin Peay	1964-present
Baldwin-Wallace	1948-53
Ball St.	1972-present
Baltimore	1979-83
Baylor	1948-present
Belmont	2000-present
Bethune-Cookman	1981-present
Binghamton	2002-present
Birmingham-So.	2004-present

Boise St.	1972-present
Boston College	1948-present
Boston U.	1948-49, 1958-present
Bowling Green	1948-present
Bradley	1948-present
Brigham Young	1948-present
Brooklyn	1948-49, 1983-92
Brown	1948-present
Bucknell	1948-present
Buffalo	1974-77, 1992-present
Butler	1948-present
California	1948-present
UC Irvine	1978-present
UC Riverside	2002-present
UC Santa Barb.	1964-present

Cal Poly	1995-present	Idaho St.	1959-present	North Carolina	1948-present
Cal St. Fullerton	1975-present	Illinois	1948-present	UNC Asheville	1987-present
Cal St. L.A.	1971-75	Ill.-Chicago	1982-present	UNC Greensboro	1992-present
Cal St. Northridge	1991-present	Illinois St.	1972-present	UNC Wilmington	1977-present
Campbell	1978-present	Indiana	1948-present	N.C. A&T	1974-present
Canisius	1948-present	Indiana St.	1948, 1972-present	North Carolina St.	1948-present
Case Reserve	1948-55	IPFW	2003-present	North Texas	1958-present
Catholic	1977-81	IUPUI	1999-present	Northeastern	1973-present
Centenary (La.)	1960-present	Iona	1954-present	Northeastern Ill.	1991-98
Central Conn. St.	1987-present	Iowa	1948-present	Northern Ariz.	1951-53, 1972-present
UCF	1985-present	Iowa St.	1948-present	Northern Colo.	1974-78
Central Mich.	1974-present	Jackson St.	1978-present	Northern Ill.	1968-present
Col. of Charleston	1992-present	Jacksonville	1967-present	Northern Iowa	1981-present
Charleston So.	1975-present	Jacksonville St.	1996-present	Northwestern	1948-present
Charlotte	1973-present	James Madison	1977-present	Northwestern La.	1977-present
Chattanooga	1978-present	John Carroll	1948-55	Notre Dame	1948-present
Chicago St.	1985-present	Kansas	1948-present	Oakland	2000-present
Cincinnati	1948-present	Kansas St.	1948-present	Ohio	1948-present
Citadel	1948-present	Kent St.	1948, 1952-present	Ohio St.	1948-present
CCNY	1948-53	Kentucky	1948-52, 1954-present	Oklahoma	1948-present
Clemson	1948-present	Ky. Wesleyan	1957-58	Oklahoma City	1951-85
Cleveland St.	1973-present	La Salle	1948-present	Oklahoma St.	1948-present
Coastal Caro.	1987-present	Lafayette	1948-present	Old Dominion	1977-present
Colgate	1948-present	Lamar	1970-present	Oral Roberts	1972-89, 1994-present
Colorado	1948-present	Lawrence Tech	1948	Oregon	1948-present
Colorado St.	1948-present	Lehigh	1948-present	Oregon St.	1948-present
Columbia	1948-present	Liberty	1989-present	Pacific	1954-present
Connecticut	1948, 1952-present	Lipscomb	2004-present	Penn St.	1948-present
Coppin St.	1986-present	Long Beach St.	1970-present	Pennsylvania	1948-present
Cornell	1948-present	Long Island	1948-51, 1969-present	Pepperdine	1956-present
Creighton	1948-56, 1960-present	La.-Lafayette	1972-73, 1976-present	Pittsburgh	1948-present
Dartmouth	1948-present	La.-Monroe	1974-present	Portland	1954-present
Davidson	1948-present	LSU	1948-present	Portland St.	1973-81, 1999-present
Dayton	1948-present	Louisiana Tech	1974-present	Prairie View	1981-present
Delaware	1958-present	Louisville	1948-present	Princeton	1948-present
Delaware St.	1974-present	Loyola Marymount	1950-present	Providence	1949, 1958-present
Denver	1948-80, 1999-present	Loyola (La.)	1952-53, 1955-72	Purdue	1948-present
DePaul	1948-present	Loyola (Ill.)	1948-present	Quinnipiac	1999-present
Detroit	1948-present	Loyola (Md.)	1948-50, 1982-present	Radford	1985-present
Drake	1948-present	Maine	1962-present	Regis	1962-64
Drexel	1974-present	Manhattan	1948-present	Rhode Island	1948-present
Duke	1948-present	Marist	1982-present	Rice	1948-present
Duquesne	1948-present	Marquette	1948-present	Richmond	1948-present
East Caro.	1965-present	Marshall	1948, 1954-present	Rider	1968-present
East Tenn. St.	1959-present	Maryland	1948-present	Robert Morris	1977-present
Eastern Ill.	1982-present	UMBC	1987-present	Rutgers	1948-present
Eastern Ky.	1948, 1952-present	Md.-East. Shore	1974-75, 1982-present	Sacramento St.	1992-present
Eastern Mich.	1974-present	Massachusetts	1962-present	Sacred Heart	2000-present
Eastern Wash.	1984-present	McNeese St.	1974-present	St. Bonaventure	1948-present
Elon	2000-present	Memphis St.	1956-present	St. Francis (N.Y.)	1948-present
Evansville	1978-present	Mercer	1974-present	St. Francis (Pa.)	1956-present
Fairfield	1965-present	Miami (Fla.)	1949-53, 1955-71, 1986-present	St. John's (N.Y.)	1948-present
Fairleigh Dickinson	1968-present	Miami (Ohio)	1948-present	St. Joseph's	1948-present
Florida	1948-present	Michigan	1948-present	St. Louis	1948-present
Florida A&M	1979-present	Michigan St.	1948-present	St. Mary's (Cal.)	1948-present
Fla. Atlantic	1994-present	Middle Tenn.	1959-present	St. Peter's	1965-present
Florida Int'l	1988-present	Minnesota	1948-present	Sam Houston St.	1987-present
Florida St.	1957-present	Mississippi	1948-present	Samford	1973-present
Fordham	1948-present	Mississippi St.	1948-present	San Diego	1980-present
Fresno St.	1956-58, 1971-present	Mississippi Val.	1980-present	San Diego St.	1971-present
Furman	1948-present	Missouri	1948-present	San Francisco	1948-82, 1986-present
Gardner-Webb	2003-present	UMKC	1990-present	San Jose St.	1953-present
George Mason	1979-present	Monmouth	1984-present	Santa Clara	1948-present
George Washington	1948-present	Montana	1948, 1952-present	Savannah St.	2003-present
Georgetown	1948-present	Montana St.	1948, 1958-present	Scranton	1948
Georgia	1948-present	Morehead St.	1956-present	Seattle	1953-80
Gettysburg	1948-51, 1959-73	Morgan St.	1985-present	Seton Hall	1948-present
Ga. Southern	1974-present	Morris Brown	2002-03	Siena	1948-49, 1951-60, 1977-present
Georgia St.	1974-present	Mt. St. Mary's	1989-present	South Ala.	1972-present
Georgia Tech	1948-present	Muhlenberg	1948-63	South Carolina	1948-present
Gonzaga	1953-present	Murray St.	1954-present	South Carolina St.	1974-present
Grambling	1978-present	Navy	1948-present	South Fla.	1974-present
Hamline	1948	Nebraska	1948-present	Southeast Mo. St.	1992-present
Hampton	1996-present	UNLV	1970-present	Southeastern La.	1981-89, 1991-present
Hardin-Simmons	1951-63, 1965-90	Nevada	1948, 1970-present	Southern U.	1978-present
Hartford	1985-present	New Hampshire	1962-present	Southern California	1948-present
Harvard	1948-present	New Mexico	1951-present	Southern Ill.	1968-present
Hawaii	1971-present	New Mexico St.	1951-present	Southern Methodist	1948-present
High Point	2000-present	New Orleans	1976-present	Southern Miss.	1969, 1973-present
Hofstra	1967-present	New York U.	1948-71; 84	Southern Utah St.	1989-present
Holy Cross	1948-present	Niagara	1948-present	Southwest Mo. St.	1983-present
Houston	1951-present	Nicholls St.	1981-present	Stanford	1948-present
Houston Baptist	1974-89	Norfolk St.	1998-present		
Howard	1974-present				
Idaho	1948-present				

#won conference tournament; *ineligible for conference championship

Stephen F. Austin	1987-present
Stetson	1972-present
Stony Brook	2000-present
Syracuse	1948-present
Temple	1948-present
Tennessee	1948-present
Tenn.-Martin	1993-present
Tennessee St.	1978-present
Tennessee Tech	1956-present
Texas	1948-present
Texas-Arlington	1969-present
Texas A&M	1948-present
Tex. A&M-Corp. Chris.	1973, 2003-present
TCU	1948-present
Tex.-Pan American	1969-present
UTEP	1951-present
Texas-San Antonio	1982-present
Texas Southern	1978-present
Texas St.	1985-present
Texas Tech	1951-present
Texas Wesleyan	1948
Toledo	1948-present
Towson	1980-present

Trinity (Texas)	1971-73
Troy St.	1994-present
Tulane	1948-85, 1990-present
Tulsa	1948-present
UCLA	1948-present
U.S. Int'l	1982-91
Utah	1948-present
Utah St.	1948-present
Utica	1982-87
Valparaiso	1948-58, 1977-present
Vanderbilt	1948-present
Vermont	1962-present
Villanova	1948-present
Virginia	1948-present
Va. Commonwealth	1974-present
VMI	1948-present
Virginia Tech	1948-present
Wagner	1977-present
Wake Forest	1948-present
Washington	1948-present
Washington (Mo.)	1948-50, 1954-60
Wash. & Lee	1948-59

Washington St.	1948-present
Wayne St. (Neb.)	1948-50
Weber St.	1964-present
West Chester	1974-82
West Texas	1951-86
West Virginia	1948-present
Western Caro.	1977-present
Western Ill.	1982-present
Western Ky.	1948-present
Western Mich.	1948-present
Wichita St.	1948-present
William & Mary	1948-present
Winthrop	1987-present
Wisconsin	1948-present
Wis.-Green Bay	1982-present
Wis.-Milwaukee	1974-80, 1991-present
Wofford	1996-present
Wright St.	1988-present
Wyoming	1948-present
Xavier	1948-present
Yale	1948-present
Youngstown St.	1948, 1982-present

2004 Division II Conference Standings

CALIFORNIA COLLEGIATE ATHLETIC ASSOCIATION

Team	Conference			Full Season		
	W	L	Pct.	W	L	Pct.
Cal St. San B'dino.....	21	1	.955	26	3	.897
Cal St. Bakersfield.....	18	4	.818	22	6	.786
Cal Poly Pomona.....	17	5	.773	21	7	.750
UC Davis.....	15	7	.682	18	9	.667
Cal St. Chico.....	14	8	.636	17	11	.607
Sonoma St.....	10	12	.455	11	16	.407
UC San Diego.....	9	13	.409	9	18	.333
San Fran. St.....	8	14	.364	10	16	.385
Cal St. L.A.....	6	16	.273	9	18	.333
Cal St. Dom. Hills.....	6	16	.273	8	19	.296
Cal St. Stanislaus.....	6	16	.273	8	19	.296
Grand Canyon.....	2	20	.091	3	24	.111

CAROLINAS-VIRGINIA ATHLETIC CONFERENCE

Team	Conference			Full Season		
	W	L	Pct.	W	L	Pct.
Pfeiffer.....	18	2	.900	31	3	.912
Mount Olive.....	15	5	.750	23	8	.742
Queens (N.C.).....	15	5	.750	21	8	.724
Belmont Abbey.....	12	8	.600	19	10	.655
Barton.....	12	8	.600	17	10	.630
Anderson (S.C.).....	9	11	.450	13	15	.464
Erskine.....	8	12	.400	14	15	.483
Limestone.....	7	13	.350	9	20	.310
Lees-McRae.....	6	14	.300	10	18	.357
Coker.....	4	16	.200	8	20	.286
St. Andrews.....	4	16	.200	6	22	.214

CENTRAL ATLANTIC ATHLETIC ASSOCIATION

Team	Conference			Full Season		
	W	L	Pct.	W	L	Pct.
Teikyo Post.....	16	4	.800	20	11	.645
Felician.....	16	4	.800	18	11	.621
Phila. Sciences.....	15	5	.750	16	11	.593
Bloomfield.....	11	9	.550	15	15	.500
Nyack.....	10	10	.500	14	18	.438
Dominican (N.Y.).....	10	10	.500	11	17	.393
N.J. Inst. of Tech.....	9	11	.450	10	18	.357
Holy Family.....	8	12	.400	14	15	.483
Caldwell.....	8	12	.400	9	18	.333
Wilmington (Del.).....	4	16	.200	7	20	.259
Goldey Beacom.....	3	17	.150	4	23	.148

CENTRAL INTERCOLLEGIATE ATHLETIC ASSOCIATION

Eastern Division	Conference			Full Season		
	W	L	Pct.	W	L	Pct.
Bowie St.....	9	1	.900	23	6	.793
Virginia Union.....	8	2	.800	25	5	.833
Shaw.....	5	5	.500	12	16	.429
Virginia St.....	3	7	.300	16	14	.533
Elizabeth City St.....	3	7	.300	11	17	.393
St. Paul's.....	2	8	.200	3	25	.107
Western Division	Conference			Full Season		
St. Augustine's.....	7	3	.700	19	9	.679
Fayetteville St.....	7	3	.700	18	11	.621
Johnson Smith.....	7	3	.700	16	13	.552
N.C. Central.....	6	4	.600	16	13	.552
Winston-Salem.....	3	7	.300	16	12	.571
Livingstone.....	0	10	.000	3	24	.111

GREAT LAKES INTERCOLLEGIATE ATHLETIC CONFERENCE

North Division	Conference			Full Season		
	W	L	Pct.	W	L	Pct.
Ferris St.....	14	4	.778	14	14	.500
Michigan Tech.....	13	5	.722	22	8	.733
Northernwood.....	10	8	.556	17	12	.586
Northern Mich.....	10	8	.556	16	12	.571
Grand Valley St.....	6	12	.333	14	13	.519
Saginaw Valley.....	3	15	.167	9	18	.333
Lake Superior St.....	2	16	.111	9	19	.321
South Division	Conference			Full Season		
Findlay.....	13	4	.765	25	7	.781
Gannon.....	12	5	.706	22	8	.733
Wayne St. (Mich.).....	11	6	.647	19	12	.613
Mercyhurst.....	10	7	.588	16	12	.571
Hillsdale.....	6	11	.353	13	14	.481
Ashland.....	4	13	.235	11	16	.407

GREAT LAKES VALLEY CONFERENCE

Team	Conference			Full Season		
	W	L	Pct.	W	L	Pct.
Lewis.....	16	4	.800	24	7	.774
Southern Ind.....	15	5	.750	28	7	.800
Ky. Wesleyan.....	14	6	.700	22	8	.733
Indianapolis.....	12	8	.600	20	10	.667
SIU Edwardsville.....	11	9	.550	16	12	.571
St. Joseph's (Ind.).....	11	9	.550	15	13	.536
Northern Ky.....	9	11	.450	16	15	.516
Quincy.....	7	13	.350	11	17	.393
Bellarmine.....	6	14	.300	9	18	.333

Team	Conference			Full Season		
	W	L	Pct.	W	L	Pct.
Mo.-St. Louis.....	5	15	.250	9	18	.333
Wis.-Parkside.....	4	16	.200	8	19	.296

GREAT NORTHWEST ATHLETIC CONFERENCE

Team	Conference			Full Season		
	W	L	Pct.	W	L	Pct.
Humboldt St.....	15	3	.833	28	6	.824
Alas. Fairbanks.....	14	4	.778	23	7	.767
Western Wash.....	11	7	.611	17	10	.630
Alas. Anchorage.....	10	8	.556	20	10	.667
Western Ore.....	10	8	.556	16	11	.593
Seattle Pacific.....	10	8	.556	14	13	.519
Central Wash.....	6	12	.333	9	18	.333
Seattle.....	5	13	.278	9	18	.333
Northwest Nazarene.....	4	14	.222	10	16	.385
St. Martin's.....	4	14	.222	8	19	.296

GULF SOUTH CONFERENCE

East Division	Conference			Full Season		
	W	L	Pct.	W	L	Pct.
Valdosta St.....	13	1	.929	25	4	.862
West Ga.....	10	4	.714	21	9	.700
Montevallo.....	9	5	.643	23	10	.697
West Fla.....	8	6	.571	17	11	.607
North Ala.....	7	7	.500	12	16	.429
Ala.-Huntsville.....	6	8	.429	14	13	.519
West Ala.....	2	12	.143	5	22	.185
Lincoln Memorial.....	1	13	.071	6	21	.222
West Division	Conference			Full Season		
Henderson St.....	13	3	.813	23	7	.767
Ouachita Baptist.....	12	4	.750	19	9	.679
Christian Bros.....	11	5	.688	23	6	.793
Harding.....	11	5	.688	18	10	.643
Central Ark.....	9	7	.563	20	10	.667
Ark.-Monticello.....	5	11	.313	9	18	.333
Southern Ark.....	4	12	.250	10	17	.370
Arkansas Tech.....	4	12	.250	7	20	.259
Delta St.....	3	13	.188	11	16	.407

HEARTLAND CONFERENCE

Team	Conference			Full Season		
	W	L	Pct.	W	L	Pct.
Drury.....	11	1	.917	24	8	.750
St. Mary's (Tex.).....	9	3	.750	19	11	.633
Rockhurst.....	8	4	.667	15	13	.536
Incarnate Word.....	7	5	.583	16	11	.593
St. Edward's.....	4	8	.333	8	19	.296

Team	Conference			Full Season		
	W	L	Pct.	W	L	Pct.
Okla. Panhandle.....	2	10	.167	2	22	.083
Lincoln (Mo.).....	1	11	.091	3	22	.120

LONE STAR CONFERENCE

Team	Conference			Full Season		
	W	L	Pct.	W	L	Pct.
North Division						
Tarleton St.....	11	1	.917	28	4	.875
Northeastern St.....	9	3	.750	19	11	.633
Central Okla.....	7	5	.583	11	17	.393
Southwestern Okla....	6	6	.500	18	11	.621
Southeastern Okla....	5	7	.417	13	14	.481
East Central.....	3	9	.250	8	19	.296
Cameron.....	1	11	.091	6	21	.222
South Division						
Eastern N.M.....	10	2	.833	20	9	.690
Tex. A&M-Kingsville..	9	3	.750	19	11	.633
West Tex. A&M.....	8	4	.667	18	10	.643
Midwestern St.....	6	6	.500	16	12	.571
Tex. A&M-Commerce	4	8	.333	13	14	.481
Abilene Christian.....	3	9	.250	12	15	.444
Angelo St.....	2	10	.167	12	15	.444

Team	Conference			Full Season		
	W	L	Pct.	W	L	Pct.
Washburn.....	15	3	.833	27	5	.844
Northwest Mo. St.....	14	4	.778	29	5	.853
Emporia St.....	14	4	.778	22	7	.759
Central Mo. St.....	10	8	.556	18	10	.643
Pittsburg St.....	9	9	.500	18	11	.621
Mo.-Rolla.....	7	11	.389	14	14	.500
Mo. Southern St.....	7	11	.389	14	14	.500
Mo. Western St.....	7	11	.389	14	15	.483
Southwest Baptist.....	4	14	.222	7	20	.259
Truman.....	3	15	.167	6	21	.222

MID-AMERICA INTERCOLLEGIATE ATHLETICS ASSOCIATION

Team	Conference			Full Season		
	W	L	Pct.	W	L	Pct.
Francis Marion.....	15	1	.938	27	4	.871
Augusta St.....	9	7	.563	11	17	.393
S.C. Upstate.....	7	9	.438	14	14	.500
S.C.-Aiken.....	5	11	.313	11	18	.379
Lander.....	3	13	.188	7	21	.250
UNC Pembroke.....	2	14	.125	3	25	.107

NEW YORK COLLEGIATE ATHLETIC CONFERENCE

Team	Conference			Full Season		
	W	L	Pct.	W	L	Pct.
Philadelphia U.....	20	4	.833	26	8	.765
C.W. Post.....	19	5	.792	25	6	.806
Bridgeport.....	18	6	.750	20	9	.690
NYIT.....	18	6	.750	22	9	.710
New Haven.....	17	7	.708	21	9	.700
Adelphi.....	13	11	.542	15	13	.536
St. Thomas Aquinas..	11	13	.458	12	15	.444
Queens (N.Y.).....	11	13	.458	12	15	.444
Molloy.....	11	13	.458	11	17	.393
Southampton.....	7	16	.304	7	20	.259
Mercy.....	4	19	.174	6	20	.231
Concordia (N.Y.).....	4	20	.167	4	23	.148
Dowling.....	3	21	.125	4	23	.148

NORTH CENTRAL CONFERENCE

Team	Conference			Full Season		
	W	L	Pct.	W	L	Pct.
South Dakota St.....	9	5	.643	27	7	.794
South Dakota.....	8	6	.571	22	10	.688
North Dakota St.....	8	6	.571	16	13	.552
Minn. St. Mankato...	7	7	.500	18	10	.643
St. Cloud St.....	7	7	.500	17	11	.607
North Dakota.....	5	9	.357	14	14	.500
Augustana (S.D.).....	2	12	.143	6	21	.222

NORTHEAST-10 CONFERENCE

Team	Conference			Full Season		
	W	L	Pct.	W	L	Pct.
Mass.-Lowell.....	17	5	.773	28	6	.824
Southern N.H.....	15	7	.682	23	9	.719
Bentley.....	15	7	.682	18	11	.621
Bryant.....	14	8	.636	23	10	.697
Le Moyne.....	14	8	.636	17	11	.607
St. Rose.....	13	9	.591	19	10	.655
St. Anselm.....	13	9	.591	17	12	.586
Pace.....	12	10	.545	17	11	.607
Merrimack.....	11	11	.500	17	12	.586
Franklin Pierce.....	10	12	.455	14	14	.500
Assumption.....	9	13	.409	14	14	.500
American Int'l.....	7	15	.318	10	18	.357
Stonehill.....	5	17	.227	9	17	.346

Team	Conference			Full Season		
	W	L	Pct.	W	L	Pct.
St. Michael's.....	5	17	.227	8	18	.308
Southern Conn. St....	5	17	.227	5	22	.185

NORTHERN SUN INTERCOLLEGIATE CONFERENCE

Team	Conference			Full Season		
	W	L	Pct.	W	L	Pct.
Bemidji St.....	14	2	.875	20	10	.667
Northern St.....	13	3	.813	24	7	.774
Winona St.....	10	6	.625	17	12	.586
Minn. Duluth.....	9	7	.563	18	12	.600
Wayne St. (Neb.)....	8	8	.500	14	14	.500
Southwest Minn. St....	6	10	.375	12	16	.429
Minn. St.-Moorhead..	5	11	.313	12	16	.429
Concordia-St.Paul....	5	11	.313	7	21	.250
Minn.-Crookston.....	2	14	.125	4	23	.148

PACIFIC WEST CONFERENCE

Team	Conference			Full Season		
	W	L	Pct.	W	L	Pct.
BYU-Hawaii.....	12	3	.800	23	5	.821
Hawaii-Hilo.....	8	7	.533	16	9	.640
Chaminade.....	8	7	.533	11	14	.440
Mont. St.-Billings...	7	8	.467	17	10	.630
Hawaii Pacific.....	6	9	.400	9	17	.346
Western N.M.....	4	11	.267	7	20	.259

PEACH BELT ATHLETIC CONFERENCE

Team	Conference			Full Season		
	W	L	Pct.	W	L	Pct.
Francis Marion.....	15	1	.938	27	4	.871
Augusta St.....	9	7	.563	11	17	.393
S.C. Upstate.....	7	9	.438	14	14	.500
S.C.-Aiken.....	5	11	.313	11	18	.379
Lander.....	3	13	.188	7	21	.250
UNC Pembroke.....	2	14	.125	3	25	.107

PENNSYLVANIA STATE ATHLETIC CONFERENCE

Team	Conference			Full Season		
	W	L	Pct.	W	L	Pct.
Cheyney.....	10	2	.833	23	8	.742
Mansfield.....	8	4	.667	21	7	.750
West Chester.....	6	6	.500	16	12	.571
Kutztown.....	6	6	.500	18	11	.621
Millersville.....	6	6	.500	13	13	.500
East Stroudsburg.....	5	7	.417	13	14	.481
Bloomsburg.....	1	11	.083	6	21	.222

Team	Conference			Full Season		
	W	L	Pct.	W	L	Pct.
California (Pa.).....	11	1	.917	23	7	.767
Edinboro.....	8	4	.667	14	14	.500
Indiana (Pa.).....	7	5	.583	21	10	.677
Clarion.....	6	6	.500	16	12	.571
Slippery Rock.....	5	7	.417	8	19	.296
Lock Haven.....	3	9	.250	4	23	.148
Shippensburg.....	2	10	.167	10	17	.370

ROCKY MOUNTAIN ATHLETIC CONFERENCE

Team	Conference			Full Season		
	W	L	Pct.	W	L	Pct.
Metro St.....	19	0	1.000	32	3	.914
Neb.-Kearney.....	16	3	.842	28	5	.848
Colo.-Christian.....	12	7	.632	19	9	.679
Fort Hays St.....	11	8	.579	17	11	.607
Regis (Colo.).....	8	11	.421	14	13	.519
Chadron St.....	4	15	.211	8	19	.296
Colorado Mines.....	4	15	.211	7	20	.259
West Division						
Fort Lewis.....	14	5	.737	19	9	.679
Mesa St.....	14	5	.737	19	10	.655
Colorado St.-Pueblo..	12	7	.632	19	9	.679
Adams St.....	10	9	.526	17	14	.548
N.M. Highlands.....	4	15	.211	8	19	.333

Team	Conference			Full Season		
	W	L	Pct.	W	L	Pct.
UC-Colo. Spgs.....	4	15	.211	5	22	.185
Western St.....	1	18	.053	2	25	.074

SOUTH ATLANTIC CONFERENCE

Team	Conference			Full Season		
	W	L	Pct.	W	L	Pct.
Lenoir-Rhyne.....	10	4	.714	19	9	.679
Tusculum.....	10	4	.714	19	8	.704
Carson-Newman.....	9	5	.643	18	10	.643
Newberry.....	8	6	.571	16	13	.552
Presbyterian.....	7	7	.500	16	12	.571
Wingate.....	5	9	.357	9	19	.321
Catawba.....	4	10	.286	12	19	.387
Mars Hill.....	3	11	.214	11	18	.379

SOUTHERN INTERCOLLEGIATE ATHLETIC CONFERENCE

Team	Conference			Full Season		
	W	L	Pct.	W	L	Pct.
Morehouse.....	16	4	.800	24	7	.774
Benedict.....	15	5	.750	20	9	.690
Lane.....	14	6	.700	19	10	.655
Albany St. (Ga.).....	13	7	.650	17	11	.607
Tuskegee.....	13	7	.650	15	13	.536
Fort Valley St.....	10	10	.500	14	15	.483
Miles.....	10	10	.500	14	15	.483
Paine.....	9	11	.450	12	16	.429
Clark Atlanta.....	4	16	.200	7	21	.250
Kentucky St.....	3	17	.150	8	21	.276
LeMoyne-Owen.....	3	17	.150	3	25	.107

SUNSHINE STATE CONFERENCE

Team	Conference			Full Season		
	W	L	Pct.	W	L	Pct.
Rollins.....	12	2	.857	27	6	.818
Fla. Southern.....	12	2	.857	23</		

2004 Division III Conference Standings

ALLEGHENY MOUNTAIN COLLEGIATE CONFERENCE

Team	Conference			Full Season		
	W	L	Pct.	W	L	Pct.
Penn St. Behrend.....	11	1	.917	22	4	.846
Pitt.-Greensburg.....	7	5	.583	14	13	.519
Frostburg St.....	6	6	.500	15	13	.536
La Roche.....	5	7	.417	14	14	.500
Pitt.-Bradford.....	5	7	.417	11	15	.423
Lake Erie.....	5	7	.417	9	17	.346
Penn St. Altoona.....	3	9	.250	7	18	.280

AMERICAN SOUTHWEST CONFERENCE

Team	Conference			Full Season		
	W	L	Pct.	W	L	Pct.
Mississippi Col.....	10	4	.714	19	8	.704
Texas-Dallas.....	10	4	.714	15	11	.577
Louisiana Col.....	8	6	.571	12	13	.480
Ozarks (Ark.).....	8	6	.571	11	14	.440
East Tex. Baptist.....	7	7	.500	12	13	.480
Texas-Tyler.....	6	8	.429	8	17	.320
LeTourneau.....	5	9	.357	6	19	.240
Austin.....	2	12	.143	4	20	.167

Team	Conference			Full Season		
	W	L	Pct.	W	L	Pct.
Sul Ross St.....	11	3	.786	21	9	.700
Mary Hardin-Baylor.....	10	4	.714	18	8	.692
Texas Lutheran.....	9	5	.643	17	8	.680
Howard Payne.....	8	6	.571	16	9	.640
McMurry.....	8	6	.571	15	10	.600
Hardin-Simmons.....	5	9	.357	7	18	.280
Concordia-Austin.....	4	10	.286	11	14	.440
Schreiner.....	1	13	.071	8	17	.320

CAPITAL ATHLETIC CONFERENCE

Team	Conference			Full Season		
	W	L	Pct.	W	L	Pct.
Catholic.....	12	2	.857	24	6	.800
Mary Washington.....	12	2	.857	20	8	.714
Marymount (Va.).....	8	6	.571	10	16	.385
York (Pa.).....	7	7	.500	11	15	.423
St. Mary's (Md.).....	7	7	.500	9	15	.375
Goucher.....	6	8	.429	13	13	.500
Salisbury.....	3	11	.214	7	18	.280
Gallaudet.....	1	13	.071	7	19	.269

CENTENNIAL CONFERENCE

Team	Conference			Full Season		
	W	L	Pct.	W	L	Pct.
Frank. & Marsh.....	17	1	.944	26	4	.867
Johns Hopkins.....	12	6	.667	17	10	.630
Ursinus.....	12	6	.667	16	11	.593
Gettysburg.....	10	8	.556	15	13	.536
Haverford.....	10	8	.556	12	13	.480
Swarthmore.....	9	9	.500	12	13	.480
Washington (Md.).....	7	11	.389	10	15	.400
Muhlenberg.....	6	12	.333	8	17	.320
Dickinson.....	4	14	.222	5	20	.200
McDaniel.....	3	15	.167	6	19	.240

CITY UNIVERSITY OF NEW YORK ATHLETIC CONFERENCE

Team	Conference			Full Season		
	W	L	Pct.	W	L	Pct.
Staten Island.....	11	2	.846	19	9	.679
Lehman.....	10	3	.769	22	7	.759
John Jay.....	10	3	.769	21	7	.750
Baruch.....	9	4	.692	15	11	.577
NYCCT.....	8	5	.615	16	12	.571
Hunter.....	6	7	.462	10	16	.385
York (N.Y.).....	4	9	.308	8	17	.320
CCNY.....	3	10	.231	7	18	.280
Brooklyn.....	2	11	.154	4	20	.167
Medgar Evers.....	2	11	.154	3	21	.125

COMMONWEALTH COAST CONFERENCE

Team	Conference			Full Season		
	W	L	Pct.	W	L	Pct.
North Division						
Endicott.....	14	2	.875	23	5	.821
Colby-Sawyer.....	13	3	.813	19	9	.679
Gordon.....	11	5	.688	14	12	.538
New England.....	5	11	.313	8	19	.296
Wentworth Inst.....	5	11	.313	5	19	.208
New England Col.....	2	14	.125	4	21	.160

Team	Conference			Full Season		
	W	L	Pct.	W	L	Pct.
South Division						
Curry.....	12	4	.750	15	12	.556
Roger Williams.....	10	6	.625	18	11	.621
Nichols.....	9	7	.563	17	9	.654
Salve Regina.....	7	9	.438	8	18	.308
Anna Maria.....	4	12	.250	7	18	.280
Eastern Nazarene.....	4	12	.250	6	19	.240

EMPIRE 8 ATHLETIC ASSOCIATION

Team	Conference			Full Season		
	W	L	Pct.	W	L	Pct.
St. John Fisher.....	12	2	.857	22	7	.759
Rochester Inst.....	11	3	.786	16	10	.615
Utica.....	10	4	.714	16	12	.571
Ithaca.....	8	6	.571	13	13	.500
Nazareth.....	7	7	.500	13	12	.520
Elmira.....	4	9	.308	9	16	.360
Alfred.....	2	12	.143	3	22	.120
Hartwick.....	1	12	.077	2	22	.083

GREAT NORTHEAST ATHLETIC CONFERENCE

Team	Conference			Full Season		
	W	L	Pct.	W	L	Pct.
Johnson & Wales.....	15	3	.833	21	8	.724
Southern Vt.....	14	4	.778	18	11	.621
Norwich.....	12	6	.667	17	11	.607
Emerson.....	11	7	.611	14	13	.519
Suffolk.....	11	7	.611	13	13	.500
Western New Eng.....	10	8	.556	12	14	.462
Emmanuel (Mass.).....	8	10	.444	9	17	.346
Rivier.....	5	13	.278	9	16	.360
Albertus Magnus.....	3	15	.167	3	22	.120
Daniel Webster.....	1	17	.056	5	20	.200

GREAT SOUTH ATHLETIC CONFERENCE

Team	Conference			Full Season		
	W	L	Pct.	W	L	Pct.
Maryville (Tenn.).....	8	0	1.000	23	6	.793
Fisk.....	5	3	.625	13	13	.500
LaGrange.....	4	4	.500	14	13	.519
Huntingdon*.....	3	5	.375	16	11	.593
Piedmont.....	0	8	.000	9	17	.346

HEARTLAND COLLEGIATE ATHLETIC CONFERENCE

Team	Conference			Full Season		
	W	L	Pct.	W	L	Pct.
Hanover.....	14	0	1.000	26	2	.929
Manchester.....	11	3	.786	18	9	.667
Transylvania*.....	9	5	.643	16	10	.615
Franklin.....	6	8	.429	16	12	.571
Defiance.....	5	9	.357	12	14	.462
Mt. St. Joseph.....	4	10	.286	10	16	.385
Anderson (Ind.).....	4	10	.286	8	18	.308
Bluffton.....	3	11	.214	10	16	.385

COLLEGE CONFERENCE OF ILLINOIS & WISCONSIN

Team	Conference			Full Season		
	W	L	Pct.	W	L	Pct.
Ill. Wesleyan.....	12	2	.857	21	7	.750
Wheaton (Ill.).....	10	4	.714	21	4	.840
Augustana (Ill.).....	10	4	.714	16	9	.640
Carthage.....	7	7	.500	15	10	.600
Millikin.....	6	8	.429	14	11	.560
North Central.....	5	9	.357	12	12	.500
Elmhurst.....	3	11	.214	11	14	.440
North Park.....	3	11	.214	8	17	.320

IOWA INTERCOLLEGIATE ATHLETIC CONFERENCE

Team	Conference			Full Season		
	W	L	Pct.	W	L	Pct.
Buena Vista.....	14	3	.824	24	5	.828
Simpson.....	11	5	.688	16	11	.593
Wartburg.....	11	6	.647	20	8	.714
Coe.....	10	6	.625	15	12	.556
Loras.....	9	7	.563	16	10	.615
Cornell College.....	6	10	.375	9	17	.346
Luther.....	5	11	.313	9	17	.346
Central (Iowa).....	5	11	.313	6	20	.231
Dubuque.....	2	14	.125	6	19	.240

LAKE MICHIGAN CONFERENCE

Team	Conference			Full Season		
	W	L	Pct.	W	L	Pct.
Concordia (Wis.).....	10	2	.833	17	9	.654
Edgewood.....	9	3	.750	15	12	.556
Lakeland.....	8	4	.667	16	13	.552
Milwaukee Engr.....	5	7	.417	9	17	.346
Wis. Lutheran.....	4	8	.333	12	15	.444
Maranatha Baptist.....	3	9	.250	11	15	.423
Marian (Wis.).....	3	9	.250	7	19	.269

LITTLE EAST CONFERENCE

Team	Conference			Full Season		
	W	L	Pct.	W	L	Pct.
Keene St.....	13	1	.929	25	6	.806
Plymouth St.....	11	3	.786	24	6	.800
Western Conn. St.....	8	6	.571	19	11	.633
Eastern Conn. St.....	8	6	.571	14	12	.538
Rhode Island Col.....	7	7	.500	11	15	.423
Mass.-Dartmouth.....	5	9	.357	13	14	.481
Southern Me.....	3	11	.214	9	17	.346
Mass.-Boston.....	1	13	.071	5	21	.192

MASSACHUSETTS STATE COLLEGE ATHLETIC CONFERENCE

Team	Conference			Full Season		
	W	L	Pct.	W	L	Pct.
Salem St.....	12	0	1.000	24	5	.828
Bridgewater St.....	8	4	.667	13	13	.500
Westfield St.....	7	5	.583	13	11	.542
Worcester St.....	6	6	.500	12	14	.462
Fitchburg St.....	5	7	.417	10	14	.417
Framingham St.....	4	8	.333	8	14	.364
Mass. Liberal Arts.....	0	12	.000	1	24	.040

MICHIGAN INTERCOLLEGIATE ATHLETIC ASSOCIATION

Team	Conference			Full Season		
	W	L	Pct.	W	L	Pct.
Hope.....	10	2	.833	21	5	.808
Albion.....	9	3	.750	20	7	.741

MIDDLE ATLANTIC CONFERENCE

Commonwealth League	Conference			Full Season		
	W	L	Pct.	W	L	Pct.
Widener	10	4	.714	18	8	.692
Albright	10	4	.714	17	10	.630
Elizabethtown	8	6	.571	18	9	.667
Lebanon Valley	8	6	.571	17	12	.586
Susquehanna	7	7	.500	15	9	.625
Juniata	6	8	.429	13	12	.520
Messiah	5	9	.357	13	12	.520
Moravian	2	12	.143	10	15	.400
Freedom League						
DeSales	12	2	.857	24	5	.828
King's (Pa.)	11	3	.786	20	6	.769
Lycoming	10	4	.714	21	8	.724
Wilkes	9	5	.643	18	9	.667
FDU-Florham	5	9	.357	11	14	.440
Drew	3	11	.214	6	17	.261
Scranton	3	11	.214	5	20	.200
Delaware Valley	3	11	.214	4	20	.167

MIDWEST CONFERENCE

Team	Conference			Full Season		
	W	L	Pct.	W	L	Pct.
Lawrence	13	3	.813	24	5	.828
Carroll (Wis.)	12	4	.750	17	8	.680
Grinnell	11	5	.688	18	6	.750
Lake Forest	10	6	.625	13	11	.542
St. Norbert	9	7	.563	12	11	.522
Ripon	8	8	.500	14	9	.609
Illinois Col.	6	10	.375	8	15	.348
Knox	4	12	.250	10	13	.435
Monmouth (Ill.)	4	12	.250	9	14	.391
Beloit	3	13	.188	4	19	.174

MINNESOTA INTERCOLLEGIATE ATHLETIC CONFERENCE

Team	Conference			Full Season		
	W	L	Pct.	W	L	Pct.
Gust. Adolphus	18	2	.900	22	6	.786
Macalester	16	4	.800	18	9	.667
Concordia-M'head	14	6	.700	18	8	.692
Bethel (Minn.)	13	7	.650	19	8	.704
Carleton	12	8	.600	15	11	.577
St. Thomas (Minn.)	9	11	.450	11	15	.423
St. Olaf	7	13	.350	10	15	.400
Augsburg	6	14	.300	9	16	.360
St. John's (Minn.)	6	14	.300	8	17	.320
St. Mary's (Minn.)	6	14	.300	7	18	.280
Hamline	3	17	.150	6	19	.240

NEW ENGLAND SMALL COLLEGE ATHLETIC CONFERENCE

Team	Conference			Full Season		
	W	L	Pct.	W	L	Pct.
Williams	9	0	1.000	30	2	.938
Amherst	7	2	.778	27	5	.844
Trinity (Conn.)	7	2	.778	22	5	.815
Bowdoin	6	3	.667	16	9	.640
Bates	5	4	.556	18	8	.692
Wesleyan (Conn.)	5	4	.556	12	11	.522
Middlebury	2	7	.222	12	12	.500
Tufts	2	7	.222	8	17	.320
Colby	2	7	.222	6	17	.261
Connecticut Col.	0	9	.000	5	18	.217

NEW ENGLAND WOMEN'S & MEN'S ATHLETIC CONFERENCE

Team	Conference			Full Season		
	W	L	Pct.	W	L	Pct.
Babson	9	3	.750	21	8	.724
WPI	9	3	.750	20	8	.714
Clark (Mass.)	8	4	.667	13	12	.520
Wheaton (Mass.)	6	6	.500	17	12	.586
Springfield	6	6	.500	12	16	.429
MIT	4	8	.333	14	13	.519
Coast Guard	0	12	.000	3	20	.130

NEW JERSEY ATHLETIC CONFERENCE

Blue Division	Conference			Full Season		
	W	L	Pct.	W	L	Pct.
New Jersey City	10	3	.769	22	7	.759
TCNJ	7	6	.538	18	9	.667
Wm. Paterson	6	7	.462	16	11	.593
Montclair St.	4	8	.333	13	10	.565
Rutgers-Camden	2	10	.167	5	19	.208

Gold Division	Conference			Full Season		
	W	L	Pct.	W	L	Pct.
Rowan	10	3	.769	21	6	.778
Ramapo	9	4	.692	23	6	.793
Richard Stockton	7	6	.538	16	12	.571
Kean	5	8	.385	17	8	.680
Rutgers-Newark	4	9	.308	13	12	.520

NORTH ATHLETIC CONFERENCE

Team	Conference			Full Season		
	W	L	Pct.	W	L	Pct.
Lasell	17	1	.944	25	4	.862
Husson	13	5	.722	16	11	.593
Castleton St.	13	5	.722	16	13	.552
Elms	12	6	.667	13	13	.500
Maine Maritime	11	7	.611	13	11	.542
Me.-Farmington	11	7	.611	14	13	.519
Mount Ida	6	12	.333	11	15	.423
Thomas	4	14	.222	5	20	.200
Becker	2	16	.111	4	21	.160
Johnson St.	1	17	.056	3	22	.120

NORTH COAST ATHLETIC CONFERENCE

Team	Conference			Full Season		
	W	L	Pct.	W	L	Pct.
Wittenberg	16	0	1.000	24	5	.828
Wooster	14	2	.875	26	4	.867
Ohio Wesleyan	12	4	.750	19	8	.704
Wabash	9	7	.563	12	15	.444
Allegheny	7	9	.438	11	15	.423
Earlham	6	10	.375	9	17	.346
Kenyon	6	10	.375	9	17	.346
Denison	4	12	.250	6	20	.231
Oberlin	3	13	.188	7	18	.280
Hiram	3	13	.188	5	20	.200

NORTHEASTERN ATHLETIC CONFERENCE

Team	Conference			Full Season		
	W	L	Pct.	W	L	Pct.
D'Youville	6	2	.750	11	16	.407
Medaille	6	2	.750	10	17	.370
Keuka	4	4	.500	10	13	.435
Cazenovia	2	6	.250	7	20	.259
Hilbert	2	6	.250	5	21	.192

NORTHERN ILLINOIS-IOWA INTERCOLLEGIATE CONFERENCE

Team	Conference			Full Season		
	W	L	Pct.	W	L	Pct.
Aurora	10	2	.833	19	8	.704
Benedictine (Ill.)	9	3	.750	20	8	.714
Eureka	9	3	.750	17	10	.630
Rockford	7	5	.583	13	13	.500
Clarke	5	7	.417	12	15	.444
Domincan (Ill.)	2	10	.167	3	22	.120
Concordia (Ill.)	0	12	.000	3	23	.115

NORTHWEST CONFERENCE

Team	Conference			Full Season		
	W	L	Pct.	W	L	Pct.
Puget Sound	15	1	.938	24	3	.889
Whitworth	12	4	.750	19	6	.760
Willamette	12	4	.750	17	8	.680
Linfield	9	7	.563	14	11	.560
Lewis & Clark	8	8	.500	15	10	.600
Pacific (Ore.)	7	9	.438	11	14	.440
George Fox	4	12	.250	7	18	.280
Pacific Lutheran	3	13	.188	6	19	.240
Whitman	2	14	.125	7	18	.280

OHIO ATHLETIC CONFERENCE

Team	Conference			Full Season		
	W	L	Pct.	W	L	Pct.
John Carroll	14	4	.778	27	6	.818
Otterbein	13	5	.722	20	7	.741
Baldwin-Wallace	13	5	.722	18	8	.692
Ohio Northern	12	6	.667	19	8	.704
Capital	11	7	.611	17	9	.654
Mount Union	11	7	.611	18	10	.643
Muskingum	7	11	.389	12	15	.444
Marietta	5	13	.278	10	16	.385
Heidelberg	3	15	.167	6	21	.222
Wilmington (Ohio)	1	17	.056	1	25	.038

OLD DOMINION ATHLETIC CONFERENCE

Team	Conference			Full Season		
	W	L	Pct.	W	L	Pct.
Randolph-Macon	16	2	.889	23	5	.821
Hampden-Sydney	14	4	.778	25	5	.833
Va. Wesleyan	11	7	.611	20	8	.714
Emory & Henry	11	7	.611	17	10	.630
Guilford	11	7	.611	15	11	.577
Bridgewater (Va.)	7	11	.389	13	13	.500
Roanoke	6	12	.333	12	14	.462
Lynchburg	5	13	.278	9	18	.333
Wash. & Lee	5	13	.278	7	18	.280
East. Mennonite	4	14	.222	6	19	.240

PENNSYLVANIA ATHLETIC CONFERENCE

Team	Conference			Full Season		
	W	L	Pct.	W	L	Pct.
Gwynedd-Mercy	14	2	.875	26	3	.897
Alvernia	14	2	.875	21	7	.750
Neumann	12	4	.750	15	12	.556
Cabrini	9	7	.563	14	11	.560
Eastern	8	8	.500	12	15	.444
Misericordia	6	10	.375	10	16	.385
Wesley	4	12	.250	7	17	.292
Marywood	3	13	.188	6	18	.250
Arcadia	2	14	.125	3	22	.120

PRESIDENTS' ATHLETIC CONFERENCE

Team	Conference			Full Season		
	W	L	Pct.	W	L	Pct.
Westminster (Pa.)	8	2	.800	15	13	.536
Bethany (W.V.)	7	3	.700	18	9	.667
Grove City	7	3	.700	14	13	.519
Waynesburg	4	6	.400	11	16	.407
Thiel	3	7	.300	9	17	.346
Wash. & Jeff.	1	9	.100	7	19	.269

ST. LOUIS INTERCOLLEGIATE ATHLETIC CONFERENCE

Team	Conference			Full Season		
	W	L	Pct.	W	L	Pct.
Maryville (Mo.)	12	2	.857	15	11	.577
Greenville	11	3	.786			

SOUTHERN COLLEGIATE ATHLETIC CONFERENCE

Team	Conference			Full Season		
	W	L	Pct.	W	L	Pct.
Trinity (Tex.).....	13	2	.867	24	5	.828
Rose-Hulman.....	11	3	.786	19	8	.704
Centre.....	10	4	.714	18	8	.692
Southwestern (Tex.)...	9	5	.643	17	10	.630
DePauw.....	9	5	.643	16	10	.615
Oglethorpe.....	6	9	.400	12	16	.429
Rhodes.....	5	9	.357	9	14	.391
Sewanee.....	4	10	.286	7	18	.280
Millsaps.....	4	10	.286	5	20	.200
Hendrix.....	0	14	.000	0	23	.000

STATE UNIVERSITY OF NEW YORK ATHLETIC CONFERENCE

Team	Conference			Full Season		
	W	L	Pct.	W	L	Pct.
Brockport St.....	15	1	.938	22	8	.733
Oswego St.....	11	5	.688	18	9	.667
Geneseo St.....	10	6	.625	20	9	.690
Potsdam St.....	10	6	.625	19	11	.633
Cortland St.....	8	8	.500	17	11	.607
Buffalo St.....	7	9	.438	13	12	.520
Plattsburgh St.....	7	9	.438	14	13	.519
Utica/Rome.....	7	9	.438	13	13	.500
Fredonia St.....	6	10	.375	10	15	.400
New Paltz St.....	4	12	.250	6	18	.250
Oneonta St.....	3	13	.188	4	20	.167

USA SOUTH ATHLETIC CONFERENCE

Team	Conference			Full Season		
	W	L	Pct.	W	L	Pct.
Methodist.....	11	3	.786	18	10	.643
Shenandoah.....	10	4	.714	16	10	.615
Greensboro.....	10	4	.714	12	13	.480
Christ. Newport.....	9	5	.643	15	11	.577
N.C. Wesleyan.....	8	6	.571	16	11	.593
Chowan.....	5	9	.357	11	15	.423

Team	Conference			Full Season		
	W	L	Pct.	W	L	Pct.
Ferrum.....	3	11	.214	9	17	.346
Averett.....	0	14	.000	0	25	.000

UNIVERSITY ATHLETIC ASSOCIATION

Team	Conference			Full Season		
	W	L	Pct.	W	L	Pct.
Rochester.....	13	1	.929	25	2	.926
Washington-St. Louis	11	3	.786	19	6	.760
New York U.....	8	6	.571	21	7	.750
Chicago.....	8	6	.571	12	13	.480
Carnegie Mellon.....	6	8	.429	14	11	.560
Emory.....	5	9	.357	11	14	.440
Brandeis.....	3	11	.214	7	18	.280
Case Reserve.....	2	12	.143	4	21	.160

UPSTATE COLLEGIATE ATHLETIC ASSOCIATION

Team	Conference			Full Season		
	W	L	Pct.	W	L	Pct.
Hamilton.....	10	5	.667	19	8	.704
St. Lawrence.....	9	5	.643	17	8	.680
Clarkson.....	9	5	.643	16	12	.571
Rensselaer.....	9	6	.600	16	11	.593
Union (N.Y.).....	8	6	.571	20	8	.714
Skidmore.....	7	7	.500	16	10	.615
Hobart.....	4	10	.286	9	16	.360
Vassar.....	1	13	.071	5	20	.200

WISCONSIN INTERCOLLEGIATE ATHLETIC CONFERENCE

Team	Conference			Full Season		
	W	L	Pct.	W	L	Pct.
Wis.-River Falls.....	12	4	.750	20	7	.741
Wis.-Stevens Point.....	11	5	.688	29	5	.853
Wis.-Whitewater.....	11	5	.688	20	6	.769

Team	Conference			Full Season		
	W	L	Pct.	W	L	Pct.
Wis.-Platteville.....	8	8	.500	16	12	.571
Wis.-Stout.....	8	8	.500	14	11	.560
Wis.-Oshkosh.....	7	9	.438	14	13	.519
Wis.-Superior.....	6	10	.375	12	14	.462
Wis.-Eau Claire.....	5	11	.313	11	15	.423
Wis.-La Crosse.....	4	12	.250	11	14	.440

DIVISION III INDEPENDENTS

Team	Full Season		
	W	L	Pct.
Rust.....	17	8	.680
Chapman.....	16	8	.667
Cal St. Hayward.....	18	10	.643
Baptist Bible (Pa.).....	16	10	.615
Palm Beach Atlantic *.....	22	14	.611
Colorado Col.....	15	10	.600
Hood.....	13	11	.542
Neb. Wesleyan.....	13	12	.520
Phila. Bible.....	13	12	.520
Polytechnic (N.Y.).....	13	12	.520
St. Scholastica.....	15	14	.517
Dallas.....	13	13	.500
Eastern Ore.....	13	13	.500
Thomas More.....	12	13	.480
Bard.....	11	13	.458
Chestnut Hill.....	11	13	.458
Newbury.....	10	13	.435
St. Joseph's (Me.).....	9	16	.360
Villa Julie.....	9	16	.360
Finlandia *.....	8	16	.333
Lincoln (Pa.).....	8	17	.320
Martin Luther.....	6	20	.231
Northland.....	5	21	.192
Menlo.....	4	21	.160
UC Santa Cruz.....	3	21	.125

* Provisional Member

Photo by Brett Wilhelm/NCAA Photos



Attendance Records

Cumulative Summary	262
Division I Championship Tournament.....	262
Conferences	262
Leading Teams	263
Annual Attendance	266
Division I Attendance Records	268



Attendance

2004 Attendance Summary

(For All NCAA Varsity Teams)

	Total Teams	Games or Sessions	2004 Attendance	Avg.	Change in Total	Change in Avg.
Home Attendance, NCAA Div. I.....	*326	*4,473	*23,052,946	5,154	315,514	29
NCAA Championship Tournament.....		*35	716,899	20,483	1,819	52
Other Div. I Neutral-Site Attendance.....		186	*1,778,623	9,562	229,457	1,050
NCAA DIVISION I TOTALS.....	*326	*4,694	*25,548,468	5,443	546,790	71
Home Attendance, NCAA Division II.....	*271	3,595	3,107,628	864	30,824	9
Home Attendance, NCAA Division III.....	*384	*4,560	1,944,957	427	75,365	1
Neutral-Site Attendance for Divisions II & III.....		*190	*141,204	743	-	-
NCAA Division II Tournament Neutral Sites.....		18	13,514	751	-	-
NCAA Division III Tournament Neutral Sites.....		3	4,739	*1,580	-	-
NATIONAL TOTALS FOR 2004.....	*981	*13,060	*30,760,510	2,355	636,206	16

* Record high. NOTES: The neutral-site attendance for Division II and III does not include any tournaments. The total attendance figures for the Division II Tournament were 41,126 for a 1,142 average over 36 sessions and the Division III Tournament figures were 66,693 for a 1,588 average over 42 sessions.

Division I Championship Tournament

Round	Site	Att.	Site	Att.	Site	Att.	Site	Att.
Opening Round	Dayton	7,808						
1st Round	Buffalo	18,456	Denver	19,286	Milwaukee	18,866	Raleigh	19,722
	Buffalo	18,698	Denver	19,405	Milwaukee	18,866	Raleigh	19,722
	Columbus	19,588	Kansas City	16,840	Orlando	15,199	Seattle	15,512
	Columbus	19,588	Kansas City	17,667	Orlando	15,961	Seattle	15,827
2nd Round	Buffalo	18,686	Denver	19,405	Milwaukee	18,866	Raleigh	19,722
	Columbus	19,588	Kansas City	17,667	Orlando	15,640	Seattle	15,827
Regional Semifinal	Atlanta	24,533	East Rutherford	19,557	Phoenix	17,684	St. Louis	30,801
Regional Final	Atlanta	24,711	East Rutherford	19,779	Phoenix	17,889	St. Louis	30,648
Final Four								
National Semifinal	San Antonio	44,417						
National Final	San Antonio	44,468						
Final Four Total		88,885						
Total Tournament Attendance		716,899						
Average Per Session		20,483						

All Division I Conferences

	Total Teams	Games or Sessions	Entire Season 2004			Change In Avg.	Conference Tournament		
			Attendance	Average			Total Sessions	Total Attendance	Average
1. Big Ten.....	11	166	2,122,586	12,787	253	5	77,012	15,402	
2. Atlantic Coast.....	9	148	*1,774,475	*11,990	448	5	112,191	22,438	
3. Southeastern.....	12	195	*2,230,546	11,439	333	6	195,630	32,605	
4. Big 12.....	12	198	1,931,355	9,754	-356	6	105,610	17,602	
5. Mountain West.....	8	122	1,189,340	*9,749	55	4	33,288	8,322	
6. Big East.....	14	235	*2,184,497	9,296	-113	6	116,813	19,469	
7. Pacific 10.....	10	150	1,255,774	8,372	491	4	60,126	15,032	
8. Conference USA.....	14	223	1,862,308	8,351	-11	6	82,386	13,731	
9. Missouri Valley.....	10	150	1,093,599	7,291	675	5	50,033	10,007	
10. Western Athletic.....	10	154	985,889	6,402	1,141	5	30,241	6,048	
11. Atlantic 10.....	12	173	1,013,659	5,859	185	6	63,964	10,661	
12. Mid-American.....	13	177	670,806	3,790	51	9	52,123	5,791	
13. Colonial.....	10	137	509,622	3,720	243	5	28,420	5,684	
14. Horizon.....	9	123	455,207	3,701	58	6	23,167	3,861	
15. Sun Belt.....	11	148	519,059	3,507	-80	4	16,717	4,179	
16. Ohio Valley #.....	11	150	*446,485	2,977	-220	6	18,104	3,017	
17. Big West.....	10	134	391,621	2,923	149	4	12,955	3,239	
18. Big Sky.....	8	103	275,217	2,672	-459	4	12,003	3,001	
19. West Coast.....	8	107	269,211	2,516	266	4	18,000	4,500	
20. Mid-Continent #.....	9	124	304,960	2,459	-35	4	10,474	2,619	
21. Southern #.....	12	162	386,804	2,388	-138	6	24,914	4,152	
22. Ivy.....	8	94	223,183	2,374	-30	-	-	-	
23. Metro Atlantic.....	10	126	293,013	2,326	-185	4	23,048	5,762	
24. Southwestern.....	10	115	205,953	1,791	-19	4	6,869	1,717	
25. Southland.....	11	154	266,685	1,732	24	7	16,204	2,315	
26. Mid-Eastern.....	11	128	214,733	1,678	-271	7	15,225	2,175	
27. Big South #.....	9	119	*195,471	1,643	61	7	24,860	3,551	
28. America East #.....	10	127	202,456	1,594	291	5	10,554	2,111	
29. Patriot.....	8	107	170,243	1,591	-116	3	9,072	3,024	
30. Atlantic Sun #.....	11	148	213,811	1,445	-17	4	5,824	1,456	
31. Northeast #.....	11	134	157,081	1,172	-69	4	6,389	1,597	
Independent #.....	4	45	76,486	1,700	369	-	-	-	

* Record high for that conference. # Different lineups in 2003.

NOTE: Entire season total attendance includes the conference tournaments.

Leading Division II Conferences

Rank	Division II	Total Teams	Games or Sessions	2004 Attendance	Average	Change In Avg.
1.	North Central.....	8	117	301,111	2,574	101
2.	CIAA.....	12	146	271,176	1,857	300
3.	Mid-America.....	10	138	255,506	1,851	105
4.	Great Lakes Valley..	11	163	191,235	1,173	47
5.	Great Northwest.....	10	135	158,163	1,172	4
6.	Northern Sun.....	9	124	137,895	1,112	40
7.	SIAC.....	11	140	153,011	1,093	-16
8.	Rocky Mountain.....	14	188	185,568	987	-93
9.	Lone Star.....	14	184	175,552	954	-81
10.	California.....	12	166	158,131	953	184

Leading Division III Conferences

Rank	Division III	Total Teams	Games or Sessions	2004 Attendance	Average	Change In Avg.
1.	Michigan.....	8	84	88,153	1,049	-1
2.	Wisconsin.....	9	114	103,202	905	90
3.	Illinois & Wisconsin	8	98	84,178	859	-125
4.	Northwest.....	9	95	70,602	743	78
5.	Ohio.....	10	122	86,857	712	27
6.	North Coast.....	10	126	76,130	604	-55
7.	Midwest.....	10	116	69,940	603	81
8.	Iowa.....	9	106	63,738	601	16
9.	USA South.....	8	91	51,907	570	35
10.	Minnesota.....	11	132	75,026	568	-10

Leading Teams

DIVISION I

Rank	School	G	Attendance	Average
1.	Kentucky.....	13	295,227	22,710
2.	Syracuse.....	17	371,018	21,825
3.	North Carolina.....	14	291,223	20,802
4.	Louisville.....	15	291,643	19,443
5.	Maryland.....	16	287,200	17,950
6.	Wisconsin.....	15	257,130	17,142
7.	Indiana.....	13	214,331	16,487
8.	Kansas.....	14	228,200	16,300
9.	Illinois.....	13	208,935	16,072
10.	Memphis.....	15	231,481	15,432
11.	Brigham Young.....	13	198,906	15,300
12.	Marquette.....	18	275,241	15,291
13.	Arkansas.....	16	236,676	14,792
14.	Michigan St.....	14	206,626	14,759
15.	New Mexico.....	18	264,227	14,679
16.	North Carolina St.....	16	233,223	14,576
17.	Arizona.....	15	218,418	14,561
18.	Ohio St.....	15	217,817	14,521
19.	Fresno St.....	17	232,663	13,686
20.	Connecticut.....	18	243,876	13,549
21.	Tennessee.....	17	228,248	13,426
22.	Wake Forest.....	15	197,950	13,197
23.	Iowa.....	14	181,680	12,977
24.	Cincinnati.....	19	243,290	12,805
25.	Dayton.....	18	226,738	12,597
26.	Missouri.....	14	171,928	12,281
27.	Minnesota.....	17	207,878	12,228
28.	South Carolina.....	17	204,760	12,045
29.	Creighton.....	16	192,258	12,016
30.	Oklahoma.....	17	204,041	12,002

2004 DIVISION I TEAM-BY-TEAM ATTENDANCE

Team	G	Attendance	Avg.
Air Force.....	13	50,881	3,914
Akron.....	13	35,883	2,760
Alabama.....	15	145,252	9,683
Alabama A&M.....	11	17,245	1,568
Alabama St.....	11	20,198	1,836
Albany (N.Y.).....	13	15,508	1,193
Alcorn St.....	12	23,893	1,991
American.....	11	12,838	1,167
Appalachian St.....	11	26,155	2,378
Arizona.....	15	218,418	14,561
Arizona St.....	16	143,250	8,953
Ark.-Little Rock.....	14	54,882	3,920
Ark.-Pine Bluff.....	10	8,394	839
Arkansas.....	16	236,676	14,792
Arkansas St.....	14	73,614	5,258
Army.....	15	16,742	1,116
Auburn.....	17	114,726	6,749
Austin Peay.....	13	43,527	3,348
Ball St.....	15	74,364	4,958
Baylor.....	17	82,474	4,851
Belmont.....	16	26,158	1,635
Bethune-Cookman.....	11	7,382	671
Binghamton.....	11	30,938	2,813
Birmingham-So.....	13	13,218	1,017
Boise St.....	16	85,691	5,356
Boston College.....	16	83,894	5,243
Boston U.....	13	12,427	956
Bowling Green.....	15	37,466	2,498

Team	G	Attendance	Avg.
Bradley.....	15	137,667	9,178
Brigham Young.....	13	198,906	15,300
Brown.....	11	19,041	1,731
Bucknell.....	12	18,935	1,578
Buffalo.....	14	44,713	3,194
Butler.....	17	71,122	4,184
Cal Poly.....	13	36,292	2,792
Cal St. Fullerton.....	14	13,730	981
Cal St. Northridge.....	13	15,276	1,175
California.....	15	162,585	10,839
Campbell.....	12	9,983	832
Canisius.....	12	15,724	1,310
Centenary (La.).....	14	25,894	1,850
Central Conn. St.....	12	23,881	1,990
Central Mich.....	13	34,605	2,662
Charleston So.....	10	5,008	501
Charlotte.....	13	95,955	7,381
Chattanooga.....	14	60,487	4,321
Chicago St.....	11	8,035	730
Cincinnati.....	19	243,290	12,805
Citadel.....	16	22,212	1,388
Clemson.....	16	122,900	7,681
Cleveland St.....	13	32,327	2,487
Coastal Caro.....	14	12,265	876
Col. of Charleston.....	12	41,363	3,447
Colgate.....	13	5,252	404
Colorado.....	15	83,892	5,593
Colorado St.....	12	58,521	4,877
Columbia.....	11	17,421	1,584
Connecticut.....	18	243,876	13,549
Coppin St.....	9	7,641	849
Cornell.....	12	20,826	1,736
Creighton.....	16	192,258	12,016
Dartmouth.....	13	13,811	1,062
Davidson.....	13	35,582	2,737
Dayton.....	18	226,738	12,597
Delaware.....	13	57,662	4,436
Delaware St.....	10	19,221	1,922
Denver.....	13	20,398	1,569
DePaul.....	15	135,615	9,041
Detroit.....	15	37,705	2,514
Drake.....	13	74,847	5,757
Drexel.....	14	32,171	2,298
Duke.....	15	139,710	9,314
Duquesne.....	16	64,511	4,032
East Caro.....	15	79,598	5,307
East Tenn. St.....	12	52,893	4,408
Eastern Ill.....	13	23,475	1,806
Eastern Ky.....	14	35,243	2,517
Eastern Mich.....	13	33,855	2,604
Eastern Wash.....	12	33,184	2,765
Elon.....	13	11,977	921
Evansville.....	12	79,421	6,618
Fairfield.....	11	27,578	2,507
Fairleigh Dickinson.....	13	11,542	888
Fla. Atlantic.....	14	7,382	527
Florida.....	15	165,705	11,047
Florida A&M.....	12	23,049	1,921
Florida Int'l.....	14	8,333	595
Florida St.....	18	135,249	7,514
Fordham.....	12	25,265	2,105
Fresno St.....	17	232,663	13,686
Furman.....	14	26,457	1,890
Ga. Southern.....	13	31,188	2,399
Gardner-Webb.....	12	21,996	1,833

Team	G	Attendance	Avg.	Team	G	Attendance	Avg.
George Mason	15	57,962	3,864	Navy	15	27,422	1,828
George Washington	12	41,143	3,429	Nebraska	18	144,663	8,037
Georgetown	16	134,890	8,431	Nevada	15	120,918	8,061
Georgia	16	137,902	8,619	New Hampshire	12	8,233	686
Georgia St.	13	14,522	1,117	New Mexico	18	264,227	14,679
Georgia Tech	15	123,460	8,231	New Mexico St.	15	92,083	6,139
Gonzaga	13	67,129	5,164	New Orleans	12	21,998	1,833
Grambling	11	16,573	1,507	Niagara	15	27,879	1,859
Hampton	11	26,996	2,454	Nicholls St.	14	9,319	666
Hartford	12	19,004	1,584	Norfolk St.	12	20,006	1,667
Harvard	12	12,861	1,072	North Carolina	14	291,223	20,802
Hawaii	17	126,539	7,443	North Carolina St.	16	233,223	14,576
High Point	14	21,707	1,551	North Texas	12	24,375	2,031
Hofstra	11	23,390	2,126	Northeastern	13	13,916	1,070
Holy Cross	12	30,579	2,548	Northern Ariz.	12	21,386	1,782
Houston	17	49,021	2,884	Northern Ill.	13	36,241	2,788
Howard	13	18,263	1,405	Northern Iowa	16	63,535	3,971
Idaho	13	32,262	2,482	Northwestern	13	68,523	5,271
Idaho St.	12	25,683	2,140	Northwestern St.	12	20,840	1,737
Ill.-Chicago	12	55,260	4,605	Notre Dame	18	186,858	10,381
Illinois	13	208,935	16,072	Oakland	13	25,285	1,945
Illinois St.	14	87,637	6,260	Ohio	12	54,171	4,514
Indiana	13	214,331	16,487	Ohio St.	15	217,817	14,521
Indiana St.	13	54,184	4,168	Oklahoma	17	204,041	12,002
Iona	12	23,365	1,947	Oklahoma St.	17	180,633	10,625
Iowa	14	181,680	12,977	Old Dominion	15	85,424	5,695
Iowa St.	18	203,574	11,310	Oral Roberts	13	72,481	5,575
IPFW	10	24,379	2,438	Oregon	14	124,764	8,912
IUPUI	13	21,433	1,649	Oregon St.	17	90,859	5,345
Jackson St.	10	32,562	3,256	Pacific	13	49,419	3,801
Jacksonville	14	12,913	922	Penn. St.	14	106,596	7,614
Jacksonville St.	14	34,296	2,450	Pennsylvania	12	69,043	5,754
James Madison	13	48,061	3,697	Pepperdine	12	22,559	1,880
Kansas	14	228,200	16,300	Pittsburgh	20	202,177	10,109
Kansas St.	16	117,544	7,347	Portland	12	22,845	1,904
Kent St.	14	68,294	4,878	Portland St.	11	10,793	981
Kentucky	13	295,227	22,710	Prairie View	9	17,066	1,896
La Salle	13	30,570	2,352	Princeton	12	51,939	4,328
La.-Lafayette	11	53,689	4,881	Providence	15	151,451	10,097
La.-Monroe	13	21,112	1,624	Purdue	14	163,815	11,701
Lafayette	13	30,401	2,339	Quinnipiac	12	12,671	1,056
Lamar	16	65,011	4,063	Radford	14	18,757	1,340
Lehigh	14	22,670	1,619	Rhode Island	16	93,808	5,863
Liberty	15	62,287	4,152	Rice	15	36,319	2,421
Lipscomb	14	19,628	1,402	Richmond	13	76,931	5,918
Long Beach St.	13	22,208	1,708	Rider	13	20,714	1,593
Long Island	12	7,549	629	Robert Morris	12	8,962	747
Louisiana Tech	13	27,100	2,085	Rutgers	18	111,642	6,202
Louisville	15	291,643	19,443	Sacramento St.	14	14,241	1,017
Loyola (Ill.)	11	27,626	2,511	Sacred Heart	12	7,706	642
Loyola (Md.)	12	13,620	1,135	Sam Houston St.	13	17,936	1,380
Loyola Marymount	14	26,065	1,862	Samford	12	22,894	1,908
LSU	15	140,321	9,355	San Diego	11	23,231	2,112
Maine	13	22,828	1,756	San Diego St.	15	100,513	6,701
Manhattan	12	21,144	1,762	San Francisco	13	35,620	2,740
Marist	14	32,695	2,335	San Jose St.	14	16,335	1,167
Marquette	18	275,241	15,291	Santa Clara	18	43,444	2,414
Marshall	13	57,637	4,434	Savannah St.	9	3,841	427
Maryland	16	287,200	17,950	Seton Hall	15	133,854	8,924
Massachusetts	15	47,883	3,192	Siena	13	86,905	6,685
McNeese St.	13	14,772	1,136	South Ala.	13	36,354	2,796
Md.-East. Shore	12	13,803	1,150	South Carolina	17	204,760	12,045
Memphis	15	231,481	15,432	South Carolina St.	11	13,164	1,197
Mercer	12	15,980	1,332	South Fla.	15	50,214	3,348
Miami (Fla.)	19	53,118	2,796	Southeast Mo. St.	13	49,563	3,813
Miami (Ohio)	13	47,783	3,676	Southeastern La.	15	17,982	1,199
Michigan	19	212,243	11,171	Southern California	14	66,879	4,777
Michigan St.	14	206,626	14,759	Southern Ill.	14	93,774	6,698
Middle Tenn.	13	48,655	3,743	Southern Methodist	12	39,548	3,296
Minnesota	17	207,878	12,228	Southern Miss.	13	47,883	3,683
Mississippi	17	61,858	3,639	Southern U.	12	14,299	1,192
Mississippi St.	14	111,940	7,996	Southern Utah	13	25,110	1,932
Mississippi Val.	12	25,849	2,154	Southwest Mo. St.	16	98,797	6,175
Missouri	14	171,928	12,281	St. Bonaventure	13	69,383	5,337
Monmouth	13	28,097	2,161	St. Francis (N.Y.)	11	5,138	467
Montana	14	50,468	3,605	St. Francis (Pa.)	11	15,537	1,412
Montana St.	15	54,665	3,644	St. John's (N.Y.)	13	89,042	6,849
Morehead St.	14	44,013	3,144	St. Joseph's	10	39,864	3,986
Morgan St.	10	21,548	2,155	St. Louis	16	142,687	8,918
Mt. St. Mary's	12	16,990	1,416	St. Mary's (Cal.)	13	23,818	1,832
Murray St.	16	67,328	4,208	St. Peter's	12	23,389	1,949
N.C. A&T	10	28,435	2,844	Stanford	14	88,818	6,344
				Stephen F. Austin	16	33,028	2,064

Team	G	Attendance	Avg.
Stetson	14	25,892	1,849
Stony Brook	14	21,186	1,513
Syracuse	17	371,018	21,825
TCU	17	78,599	4,623
Temple	13	75,167	5,782
Tenn.-Martin	12	32,073	2,673
Tennessee	17	228,248	13,426
Tennessee St.	12	39,428	3,286
Tennessee Tech.	15	46,579	3,105
Tex. A&M-Corp. Chris.	13	23,703	1,823
Tex.-Pan American	13	24,563	1,889
Texas	16	167,700	10,481
Texas A&M	14	85,399	6,100
Texas Southern	13	23,005	1,770
Texas St.	12	26,624	2,219
Texas Tech	16	155,697	9,731
Texas-Arlington	14	13,031	931
Texas-San Antonio	16	27,030	1,689
Toledo	12	63,498	5,292
Towson	13	15,642	1,203
Troy St.	12	33,040	2,753
Tulane	17	29,909	1,759
Tulsa	14	103,380	7,384
UAB	15	73,642	4,909
UC Irvine	11	30,449	2,768
UC Riverside	12	15,096	1,258
UC Santa Barb.	12	28,488	2,374
UCF	13	24,495	1,884
UCLA	15	139,973	9,332
UMBC	11	20,553	1,868
UMKC	16	49,180	3,074
UNC Asheville	13	12,325	948
UNC Greensboro	12	12,336	1,028
UNC Wilmington	12	72,212	6,018
UNLV	16	185,569	11,598
Utah	16	174,418	10,901
Utah St.	16	135,446	8,465
UTEP	17	174,791	10,282
Va. Commonwealth	14	64,965	4,640
Valparaiso	14	55,223	3,945
Vanderbilt	17	192,301	11,312
Vermont	12	32,489	2,707
Villanova	15	111,731	7,449
Virginia	18	131,369	7,298
Virginia Tech	15	95,136	6,342
VMI	12	19,554	1,630
Wagner	12	16,950	1,413
Wake Forest	15	197,950	13,197
Washington	14	108,781	7,770
Washington St.	12	51,321	4,277
Weber St.	13	64,797	4,984
West Virginia	14	98,997	7,071
Western Caro.	14	23,146	1,653
Western Ill.	13	11,845	911
Western Ky.	14	75,204	5,372
Western Mich.	13	53,464	4,113
Wichita St.	16	161,446	10,090
William & Mary	12	23,713	1,976
Winthrop	14	30,350	2,168
Wis.-Green Bay	14	60,149	4,296
Wis.-Milwaukee	14	60,541	4,324
Wisconsin	15	257,130	17,142
Wofford	12	18,094	1,508
Wright St.	14	74,224	5,302
Wyoming	15	123,017	8,201
Xavier	16	158,432	9,902
Yale	11	18,241	1,658
Youngstown St.	13	36,253	2,789

LARGEST DIVISION I AVERAGE ATTENDANCE INCREASE FROM PREVIOUS YEAR

Rank	School	G	2004 Avg.	2003 Avg.	Change in Avg.
1.	UTEP	17	10,282	6,038	4,244
2.	Fresno St.	17	13,686	9,812	3,874
3.	Creighton	16	12,016	8,246	3,770
4.	DePaul	15	9,041	6,215	2,826
5.	Wake Forest	15	13,197	10,661	2,536
6.	Virginia Tech	15	6,342	4,211	2,131
7.	North Carolina	14	20,802	18,688	2,114
8.	Washington St.	12	4,277	2,310	1,967

Rank	School	G	2004 Avg.	2003 Avg.	Change in Avg.
9.	Wichita St.	16	10,046	8,190	1,856
10.	Drake	13	5,757	3,969	1,788
11.	Vanderbilt	17	11,312	9,570	1,742
12.	Air Force	13	3,914	2,316	1,598
13.	Liberty	15	4,152	2,752	1,400
14.	Providence	15	10,097	8,777	1,320
15.	Buffalo	14	3,194	1,888	1,306
16.	Jackson St.	10	3,256	1,959	1,297
17.	Seton Hall	15	8,924	7,632	1,292
18.	Western Mich.	13	4,113	2,844	1,269
19.	Nevada	15	8,061	6,805	1,256
20.	IPFW	10	2,438	1,217	1,221
21.	Middle Tenn.	13	3,743	2,526	1,217
22.	Boise St.	16	5,356	4,142	1,214
23.	Gonzaga	13	5,164	4,000	1,164
24.	Northwestern	13	5,271	4,120	1,151
25.	Purdue	14	11,701	10,552	1,149
26.	Florida St.	18	7,514	6,384	1,130
27.	St. Peter's	12	1,949	880	1,069
28.	Santa Clara	18	2,414	1,376	1,038
29.	Binghamton	11	2,813	1,790	1,023
30.	North Carolina St.	16	14,576	13,563	1,013

DIVISION I ALL GAMES ATTENDANCE (HOME, ROAD, NEUTRAL)

Rk.	School	Attendance
1.	Kentucky	663,298
2.	Connecticut	617,087
3.	Syracuse	562,328
4.	Duke	537,381
5.	Georgia Tech	535,392
6.	Maryland	529,330
7.	North Carolina	527,476
8.	Kansas	519,080
9.	Michigan St.	513,480
10.	Illinois	513,059
11.	Louisville	498,875
12.	Wisconsin	487,614
13.	Oklahoma St.	478,116
14.	Pittsburgh	446,210
15.	Indiana	437,588
16.	North Carolina St.	436,472
17.	Texas	419,017
18.	Marquette	416,627
19.	Wake Forest	413,330
20.	Florida	409,335
21.	Vanderbilt	407,813
22.	Michigan	405,888

DIVISION II

Rank	Division II	G/S	Attendance	Avg.
1.	South Dakota St.	17	57,383	3,375
2.	Virginia St.	13	43,641	3,357
3.	Neb.-Kearney	14	46,531	3,324
4.	Ky. Wesleyan	15	49,500	3,300
5.	South Dakota	13	39,983	3,076
6.	St. Cloud St.	14	38,699	2,764
7.	Winston-Salem	14	38,403	2,743
8.	Northern St.	18	49,340	2,741
9.	Washburn	15	39,830	2,655
10.	Augustana (S.D.)	13	33,688	2,591
11.	North Dakota	12	30,603	2,550
12.	North Dakota St.	16	39,040	2,440
13.	Cal St. Bakersfield	16	38,824	2,427
14.	Harding	12	28,800	2,400
15.	Southern Ind.	17	40,800	2,400
16.	Morehouse	11	26,211	2,383
17.	Central Mo. St.	15	35,070	2,338
18.	UC Davis	14	32,375	2,313
19.	Emporia St.	15	34,612	2,307
20.	Alas. Anchorage	15	34,120	2,275
21.	Pittsburg St.	13	27,413	2,109
22.	Northwest Mo. St.	13	27,050	2,081
23.	Neb.-Omaha	16	31,826	1,989
24.	Minn. St.-Mankato	16	29,889	1,868
25.	Mo. Southern St.	13	24,094	1,853
26.	Gannon	17	31,234	1,837
27.	Virginia Union	13	22,985	1,768
28.	Hawaii-Hilo	13	22,879	1,760
29.	Southwest Minn. St.	14	24,579	1,756
30.	Tarleton St.	19	33,141	1,744

ATTENDANCE RECORDS

DIVISION III

Rank	Division II	G/S	Attendance	Avg.
1.	Hope.....	14	34,872	2,491
2.	Ill. Wesleyan.....	13	27,000	2,077
3.	Calvin.....	13	26,184	2,014
4.	Gust. Adolphus.....	14	22,666	1,619
5.	Otterbein.....	12	17,926	1,494
6.	Wis.-Stevens Point.....	17	24,390	1,435
7.	Wooster.....	18	25,671	1,426
8.	Frank. & Marsh.....	19	24,735	1,302
9.	Capital.....	13	15,985	1,230
10.	Willamette.....	8	9,750	1,219
11.	Whitworth.....	9	10,846	1,205
12.	Buena Vista.....	14	16,821	1,202
13.	Wis.-Stout.....	11	13,089	1,190
14.	Keene St.....	16	18,794	1,175
15.	Wittenberg.....	17	19,695	1,159
16.	Chris. Newport.....	17	19,377	1,140
17.	Wheaton (Ill.).....	12	13,421	1,118
18.	John Carroll.....	15	16,685	1,112
19.	Franklin.....	14	15,487	1,106
20.	Hampden-Sydney.....	14	15,373	1,098
21.	Pacific Lutheran.....	10	10,225	1,023
22.	Wis.-Platteville.....	12	12,168	1,014
23.	Maryville (Tenn.).....	14	13,686	978
24.	Grinnell.....	11	10,720	975
25.	Lawrence.....	13	12,623	971
26.	Wis.-River Falls.....	13	12,465	959
27.	Westminster (Pa.).....	13	12,264	943
28.	Linfield.....	11	9,900	900
29.	Williams.....	20	17,538	877
30.	Wis.-Eau Claire.....	14	12,258	876

Season	Teams	Attendance	Per Game Average	Change in Avg.
1990.....	292	23,581,823	5,721	Up 156
1991.....	295	23,777,437	*5,735	Up 14
1992.....	298	23,893,993	5,643	Down 92
1993.....	298	23,321,655	5,635	Down 8
1994.....	301	23,275,158	5,571	Down 64
1995.....	302	23,560,495	5,641	Up 70
1996.....	305	23,542,652	5,588	Down 53
1997.....	305	23,190,856	5,485	Down 103
1998.....	306	23,282,774	5,459	Down 26
1999.....	310	23,587,824	5,451	Down 8
2000.....	318	24,281,774	5,386	Down 65
2001.....	318	24,100,555	5,311	Down 75
2002.....	321	24,499,611	5,287	Down 24
2003.....	325	25,001,678	5,372	Up 85
2004.....	*326	*25,548,468	5,443	Up 71

DIVISION II

Season	Teams	Attendance	Per Game Average	Change in Avg.
1977.....	177	*3,846,907	*1,811	—
1978.....	173	3,168,419	1,515	Down 296
1979.....	172	3,295,149	1,535	Up 20
1980.....	177	3,324,670	1,479	Down 56
1981.....	190	3,543,766	1,486	Up 7
1982.....	190	3,329,518	1,391	Down 95
1983.....	195	3,364,184	1,324	Down 67
1984.....	189	3,199,307	1,306	Down 18
1985.....	181	2,988,083	1,255	Down 51
1986.....	184	2,946,020	1,204	Down 51
1987.....	179	2,893,392	1,220	Up 16
1988.....	175	2,902,400	1,242	Up 22
1989.....	189	3,157,464	1,273	Up 31
1990.....	189	3,104,462	1,223	Down 50
1991.....	204	3,388,278	1,221	Down 2
1992.....	214	3,395,684	1,188	Down 33
1993.....	220	3,201,765	1,145	Down 43
1994.....	243	3,219,979	1,036	Down 109
1995.....	244	3,125,974	992	Down 44
1996.....	242	2,918,802	938	Down 54
1997.....	242	2,873,311	915	Down 23
1998.....	252	2,976,420	904	Down 8
1999.....	266	3,063,436	892	Down 15
2000.....	258	2,942,477	882	Down 10
2001.....	261	2,951,969	877	Down 5
2002.....	258	2,990,641	888	Up 11
2003.....	269	3,076,804	855	Down 33
2003.....	*271	3,107,628	864	Up 9

Annual NCAA Attendance

ALL DIVISIONS

Season	Teams	Attendance	Per Game Average	Change in Avg.
1977.....	717	23,324,040	2,710	—
1978.....	726	23,590,952	2,678	Down 32
1979.....	718	24,482,516	2,757	Up 79
1980.....	715	24,861,722	2,765	Up 8
1981.....	730	25,159,358	2,737	Down 28
1982.....	741	25,416,017	2,727	Down 10
1983.....	755	26,122,785	2,706	Down 21
1984.....	750	26,271,613	2,728	Up 22
1985.....	753	26,584,426	2,712	Down 16
1986.....	760	26,368,815	2,654	Down 58
1987.....	760	26,797,644	2,698	Up 44
1988.....	761	27,452,948	2,777	Up 79
1989.....	772	28,270,260	2,814	Up 37
1990.....	767	28,740,819	*2,860	Up 46
1991.....	796	29,249,583	2,796	Down 64
1992.....	813	29,378,161	2,747	Down 49
1993.....	831	28,527,348	2,703	Down 44
1994.....	858	28,390,491	2,604	Down 99
1995.....	868	28,548,158	2,581	Down 23
1996.....	866	28,225,352	2,563	Down 18
1997.....	865	27,738,284	2,508	Down 55
1998.....	895	28,031,879	2,445	Down 63
1999.....	926	28,505,428	2,401	Down 44
2000.....	932	29,024,876	2,410	Up 9
2001.....	937	28,949,093	2,392	Down 18
2002.....	936	29,395,240	2,373	Down 19
2003.....	967	30,124,304	2,339	Down 34
2004.....	*981	*30,760,510	2,355	Up 16

DIVISION I

Season	Teams	Attendance	Per Game Average	Change in Avg.
1976.....	235	15,059,892	4,759	—
1977.....	245	16,469,250	5,021	Up 262
1978.....	254	17,669,080	5,124	Up 103
1979.....	257	18,649,383	5,271	Up 147
1980.....	261	19,052,743	5,217	Down 54
1981.....	264	19,355,690	5,131	Down 86
1982.....	273	19,789,706	5,191	Up 60
1983.....	274	20,488,437	5,212	Up 21
1984.....	276	20,715,426	5,243	Up 31
1985.....	282	21,394,261	5,258	Up 15
1986.....	283	21,244,519	5,175	Down 83
1987.....	290	21,756,709	5,205	Up 30
1988.....	290	22,463,476	5,443	Up 238
1989.....	293	23,059,429	5,565	Up 122

DIVISION III

Season	Teams	Attendance	Per Game Average	Change in Avg.
1977.....	295	*2,881,400	*912	—
1978.....	299	2,632,678	816	Down 96
1979.....	289	2,427,688	770	Down 46
1980.....	277	2,387,142	783	Up 13
1981.....	276	2,132,000	693	Down 90
1982.....	278	2,183,895	711	Up 18
1983.....	286	2,148,736	685	Down 26
1984.....	286	2,233,340	701	Up 16
1985.....	290	2,081,452	629	Down 72
1986.....	293	2,053,693	615	Down 14
1987.....	291	2,021,459	606	Down 9
1988.....	296	1,970,823	583	Down 23
1989.....	290	1,935,058	573	Down 10
1990.....	286	1,939,795	581	Up 8
1991.....	297	1,967,087	564	Down 17
1992.....	301	1,962,598	553	Down 11
1993.....	313	1,883,283	531	Down 22
1994.....	314	1,741,867	493	Down 38
1995.....	322	1,802,301	487	Down 6
1996.....	319	1,730,357	472	Down 15
1997.....	318	1,626,240	444	Down 28
1998.....	337	1,736,409	447	Up 3
1999.....	350	1,824,391	446	Down 1
2000.....	356	1,750,621	426	Down 20
2001.....	358	1,846,043	444	Up 18
2002.....	357	1,804,209	424	Down 20
2003.....	373	1,869,592	426	Up 2
2004.....	*384	1,944,957	427	Up 1

*record

Annual Conference Attendance Champions

DIVISION I

Season	Conference	Teams	Attendance	P/G Avg.
1976	Atlantic Coast	7	863,082	9,590
1977	Big Ten	10	1,346,889	9,977
1978	Big Ten	10	1,539,589	11,238
1979	Big Ten	10	1,713,380	12,238
1980	Big Ten	10	1,877,048	12,189
1981	Big Ten	10	1,779,892	12,026
1982	Big Ten	10	1,688,834	11,810
1983	Big Ten	10	1,747,910	11,499
1984	Big Ten	10	1,774,140	12,069
1985	Big Ten	10	1,911,325	12,097
1986	Big Ten	10	1,908,629	11,929
1987	Big Ten	10	1,805,263	11,877
1988	Big Ten	10	1,925,617	12,423
1989	Big Ten	10	1,971,110	12,635
1990	Big Ten	10	2,017,407	*13,449
1991	Big Ten	10	2,042,836	13,095
1992	Big Ten	10	1,994,144	12,865
1993	Big Ten	11	2,163,693	12,728
1994	Big Ten	11	2,107,600	12,696
1995	Big Ten	11	2,058,763	12,708
1996	Big Ten	11	2,106,810	12,769
1997	Big Ten	11	2,004,893	12,376
1998	Big Ten	11	2,166,264	12,450
1999	Big Ten	11	2,204,556	13,361
2000	Big Ten	11	2,255,913	13,428
2001	Big Ten	11	*2,342,022	13,383
2002	Big Ten	11	2,258,255	13,362
2003	Big Ten	11	2,254,658	12,526
2004	Big Ten	11	2,122,586	12,787

DIVISION II

Season	Conference	Teams	Attendance	P/G Avg.
1979	Central Intercollegiate	12	375,370	2,760
1980	Mid-Continent	5	189,193	2,782
1981	North Central Intercollegiate	8	312,410	2,840
1982	North Central Intercollegiate	8	290,995	2,622
1983	North Central Intercollegiate	8	356,777	2,567
1984	North Central Intercollegiate	10	392,154	2,801
1985	North Central Intercollegiate	10	380,087	2,639
1986	North Central Intercollegiate	10	379,701	2,601
1987	North Central Intercollegiate	10	393,940	2,626
1988	North Central Intercollegiate	10	413,956	2,797
1989	North Central Intercollegiate	10	438,403	2,923
1990	North Central Intercollegiate	10	436,292	2,889
1991	North Central Intercollegiate	10	438,746	2,868
1992	North Central Intercollegiate	10	*482,213	*3,014
1993	North Central Intercollegiate	10	408,624	2,919
1994	North Central Intercollegiate	10	362,572	2,627
1995	North Central Intercollegiate	10	382,042	2,497
1996	North Central Intercollegiate	10	341,119	2,336
1997	North Central Intercollegiate	10	319,703	2,160
1998	North Central Intercollegiate	10	315,918	2,225
1999	North Central Intercollegiate	10	299,228	2,050
2000	North Central Intercollegiate	10	300,257	2,114
2001	North Central Intercollegiate	10	300,822	2,118
2002	North Central Intercollegiate	10	369,858	2,551
2003	North Central Intercollegiate	9	328,903	2,473
2004	North Central Intercollegiate	8	301,111	2,574

DIVISION III

Season	Conference	Teams	Attendance	P/G Avg.
1990	Wisconsin State University	9	*170,276	*1,362
1991	Wisconsin State University	7	84,615	1,128
1992	Michigan Intercollegiate	7	89,549	1,163
1993	Michigan Intercollegiate	7	97,624	1,236
1994	Michigan Intercollegiate	7	97,418	1,203
1995	Michigan Intercollegiate	7	86,353	1,183
1996	Michigan Intercollegiate	7	80,376	1,058
1997	Michigan Intercollegiate	7	81,370	1,085
1998	Michigan Intercollegiate	8	91,267	941
1999	Michigan Intercollegiate	8	87,055	957
2000	Michigan Intercollegiate	8	111,310	1,091
2001	Michigan Intercollegiate	7	95,378	1,163
2002	Michigan Intercollegiate	7	98,263	1,244
2003	Michigan Intercollegiate	8	79,798	1,050
2004	Michigan Intercollegiate	8	88,153	1,049

*record

Annual Team Attendance Champions

DIVISION I

Season	Champion	Games	Attendance	Avg.
1970	Illinois	11	157,206	14,291
1971	Illinois	11	177,408	16,128
1972	Brigham Young	12	261,815	21,818
1973	Brigham Young	14	260,102	18,579
1974	Brigham Young	10	162,510	16,251
1975	Minnesota	13	219,047	16,850
1976	Indiana	12	202,700	16,892
1977	Kentucky	14	312,527	22,323
1978	Kentucky	16	373,367	23,335
1979	Kentucky	15	351,042	23,403
1980	Kentucky	15	352,511	23,501
1981	Kentucky	15	354,996	23,666
1982	Kentucky	16	371,093	23,193
1983	Kentucky	15	356,776	23,785
1984	Kentucky	16	380,453	23,778
1985	Syracuse	15	388,049	25,870
1986	Syracuse	19	498,850	26,255
1987	Syracuse	19	474,214	24,959
1988	Syracuse	16	461,223	28,826
1989	Syracuse	19	*537,949	28,313
1990	Syracuse	16	478,686	*29,918
1991	Syracuse	17	497,179	29,246
1992	Syracuse	17	460,752	27,103
1993	Syracuse	16	405,620	25,351
1994	Syracuse	17	419,039	24,649
1995	Syracuse	16	387,925	24,245
1996	Kentucky	13	310,633	23,895
1997	Kentucky	13	309,457	23,804
1998	Kentucky	12	287,354	23,946
1999	Kentucky	13	303,771	23,367
2000	Kentucky	14	314,267	22,448
2001	Kentucky	12	261,435	21,786
2002	Kentucky	15	315,203	21,014
2003	Kentucky	13	289,526	22,271
2004	Kentucky	13	295,227	22,710

DIVISION II

Season	Champion	Avg.
1977	Evansville	4,576
1978	Norfolk St.	4,226
1979	Norfolk St.	4,984
1980	Norfolk St.	4,917
1981	North Dakota St.	5,300
1982	North Dakota St.	4,385
1983	North Dakota St.	6,057
1984	Norfolk St.	*6,663
1985	Norfolk St.	6,116
1986	St. Cloud St.	4,539
1987	North Dakota St.	4,820
1988	Southeast Mo. St.	5,227
1989	Southeast Mo. St.	5,052
1990	Southeast Mo. St.	5,287
1991	Southeast Mo. St.	5,370
1992	North Dakota	4,943
1993	Alabama A&M	4,748
1994	South Dakota	4,852
1995	Alabama A&M	5,141
1996	South Dakota St.	4,945
1997	South Dakota St.	4,423
1998	South Dakota St.	5,350
1999	Ky. Wesleyan	4,247
2000	South Dakota St.	4,077
2001	Morehouse	4,404
2002	South Dakota St.	4,449
2003	Neb.-Kearney	3,839
2004	South Dakota St.	3,375

*record

DIVISION III

Season	Champion	Avg.
1977	Scranton	2,707
1978	Calvin	3,630
1979	Savannah St.	2,870
1980	Savannah St.	2,917
1981	Potsdam St.	2,873
1982	Wis.-Stevens Point	2,929
1983	Augustana (Ill.)	3,033
1984	Hope	2,144
1985	Wis.-Stevens Point	2,313
1986	Calvin	2,570
1987	Concordia-M'head	2,869
1988	Calvin	2,627
1989	Calvin	2,544
1990	Calvin	2,622
1991	Hope	2,480
1992	Calvin	2,757
1993	Calvin	*4,018
1994	Calvin	2,734
1995	Calvin	2,792
1996	Hope	2,409
1997	Calvin	2,821
1998	Ill. Wesleyan	2,615
1999	Hope	2,440
2000	Calvin	3,496
2001	Calvin	3,369
2002	Calvin	2,893
2003	Hope	2,383
2004	Hope	2,491

*record

Annual NCAA Tournament Attendance

DIVISION I

Season	Sess.	Attend.	P/G Avg.
1939	5	15,025	3,005
1940	5	36,880	7,376
1941	5	48,055	9,611
1942	5	24,372	4,874
1943	5	56,876	11,375

Season	Sess.	Attend.	P/G Avg.
1944	5	59,369	11,874
1945	5	67,780	13,556
1946	5	73,116	14,623
1947	5	72,959	14,592
1948	5	72,523	14,505
1949	5	66,077	13,215
1950	5	75,464	15,093
1951	9	110,645	12,294
1952	10	115,712	11,571
1953	14	127,149	9,082
1954	15	115,391	7,693
1955	15	116,983	7,799
1956	15	132,513	8,834
1957	14	108,891	7,778
1958	14	176,878	12,634
1959	14	161,809	11,558
1960	16	155,491	9,718
1961	14	169,520	12,109
1962	14	177,469	12,676
1963	14	153,065	10,933
1964	14	140,790	10,056
1965	13	140,673	10,821
1966	13	140,925	10,840
1967	14	159,570	11,398
1968	14	160,888	11,492
1969	15	165,712	11,047
1970	16	146,794	9,175
1971	16	207,200	12,950
1972	16	147,304	9,207
1973	16	163,160	10,198
1974	16	154,112	9,632
1975	18	183,857	10,214
1976	18	202,502	11,250
1977	18	241,610	13,423
1978	18	227,149	12,619
1979	22	262,101	11,914
1980	26	321,260	12,356
1981	26	347,414	13,362
1982	26	427,251	16,433
1983	28	364,356	13,013
1984	28	397,481	14,196
1985	34	422,519	12,427
1986	34	499,704	14,697
1987	34	654,744	19,257
1988	34	558,998	16,441
1989	34	613,242	18,037
1990	34	537,138	15,798
1991	34	665,707	19,580
1992	34	580,462	17,072
1993	34	707,719	20,815
1994	34	578,007	17,000
1995	34	539,440	15,866
1996	34	643,290	18,920
1997	34	634,584	18,664
1998	34	682,530	20,074
1999	34	*720,685	*21,197
2000	34	638,577	18,782
2001	35	596,075	17,031
2002	35	720,433	20,584
2003	35	715,080	20,431
2004	35	716,899	20,483

*record

DIVISION II

Season	Sess.	Attend.	P/G Avg.
1977	22	*87,602	*3,982
1978	22	83,058	3,775
1979	22	66,446	3,020
1980	22	50,649	2,302
1981	22	69,470	3,158
1982	22	67,925	3,088
1983	22	70,335	3,197
1984	22	81,388	3,699
1985	22	81,476	3,703
1986	22	71,083	3,231
1987	22	77,934	3,542
1988	22	72,462	3,294
1989	20	69,008	3,450
1990	20	64,212	3,211
1991	20	59,839	2,992
1992	20	60,629	3,031
1993	20	56,125	2,806
1994	20	60,511	3,026
1995	36	86,767	2,410
1996	28	65,882	2,353
1997	28	66,626	2,380
1998	28	59,946	2,141
1999	28	49,144	1,755
2000	28	50,130	1,790
2001	28	60,418	2,158
2002	28	60,258	2,152
2003	36	51,054	1,418
2004	36	41,126	1,142

*record

DIVISION III

Season	Sess.	Attend.	P/G Avg.
1977	21	38,881	1,851
1978	21	37,717	1,796
1979	22	43,850	1,993
1980	22	46,518	2,114
1981	22	58,432	*2,656
1982	22	44,973	2,044
1983	22	51,093	2,322
1984	22	42,152	1,916
1985	22	39,154	1,780
1986	22	53,500	2,432
1987	22	48,150	2,189
1988	22	43,787	1,990
1989	28	49,301	1,761
1990	26	50,527	1,943
1991	34	56,942	1,675
1992	34	65,257	1,919
1993	34	49,675	1,461
1994	34	54,848	1,613
1995	59	*88,684	1,503
1996	58	87,437	1,508
1997	58	70,647	1,218
1998	42	63,330	1,508
1999	42	53,928	1,284
2000	42	62,527	1,489
2001	42	77,110	1,836
2002	46	74,437	1,618
2003	42	66,379	1,580
2004	42	66,693	1,588

*record

Division I Attendance Records

SINGLE GAME (PAID)

78,129—Kentucky (79) vs. Michigan St. (74), Dec. 13, 2003, at Ford Field, Detroit (regular-season game)

SINGLE GAME (TURNSTILE)

58,903—North Carolina (78) vs. Kansas (68) and Michigan (81) vs. Kentucky (78) (ot), Apr. 3, 1993 (NCAA semifinals), at Louisiana Superdome, New Orleans

HOME COURT, SINGLE GAME

33,071—Syracuse (83) vs. Rutgers (74), Mar. 9, 2003, at Carrier Dome, Syracuse, N.Y.

HOME-COURT AVERAGE, SEASON

29,918—Syracuse, 1990 (478,686 in 16 games at Carrier Dome)

HOME-COURT TOTAL, SEASON

537,949—Syracuse, 1989 (19 games)

FULL-SEASON AVERAGE, ALL GAMES (home, road, neutral, tournaments)

22,501—Syracuse, 1989 (855,053 in 38 games)

FULL-SEASON TOTAL, ALL GAMES (home, road, neutral, tournaments)

855,053—Syracuse, 1989 (38 games)

TOP 10 ATTENDANCE GAMES (PAID)*

78,129—Kentucky (79) vs. Michigan St. (74), Dec. 13, 2003, at Ford Field

Detroit 68,112—LSU (87) vs. Notre Dame (64), Jan. 20, 1990, at Louisiana Superdome, New Orleans
 66,144—LSU (82) vs. Georgetown (80), Jan. 28, 1989, at Louisiana Superdome, New Orleans
 64,959—Indiana (74) vs. Syracuse (73), Mar. 30, 1987 (NCAA final); Indiana (97) vs. UNLV (93) and Syracuse (77) vs. Providence (63), Mar. 28, 1987 (NCAA semifinals), at Louisiana Superdome, New Orleans
 64,151—North Carolina (77) vs. Michigan (71), Apr. 5, 1993 (NCAA final); North Carolina (78) vs. Kansas (68) and Michigan (81) vs. Kentucky (78) (ot), Apr. 3, 1993 (NCAA semifinals), at Louisiana Superdome, New Orleans

- 61,612—North Carolina (63) vs. Georgetown (62), Mar. 29, 1982 (NCAA final); North Carolina (68) vs. Houston (63) and Georgetown (50) vs. Louisville (46), Mar. 27, 1982 (NCAA semifinals), at Louisiana Superdome, New Orleans
- 61,304—LSU (84) vs. Texas (83), Jan. 3, 1992, at Louisiana Superdome, New Orleans
- 54,524—Syracuse (81) vs. Kansas (78), Apr. 7, 2003 (NCAA final); Kansas (94) vs. Marquette (61) and Syracuse (95) vs. Texas (84), Apr. 5, 2003 (NCAA semifinals), at Louisiana Superdome, New Orleans (attendance for the semifinals was 54,432)
- 52,693—Houston (71) vs. UCLA (69), Jan. 20, 1968, at The Astrodome, Houston
- 52,647—Maryland (64) vs. Indiana (52), Apr. 1, 2002 (NCAA final); Maryland (97) vs. Kansas (88) and Indiana (73) vs. Oklahoma (64), Mar. 30, 2002 (NCAA semifinals), at Georgia Dome, Atlanta

*Note: Figures for games at the Final Four include the media.

TOP FIVE ATTENDANCE GAMES (TURNSTILE)

- 58,903—North Carolina (78) vs. Kansas (68) and Michigan (81) vs. Kentucky (78) (ot), Apr. 3, 1993 (NCAA semifinals), at Louisiana Superdome, New Orleans
- 56,707—Indiana (74) vs. Syracuse (73), Mar. 30, 1987 (NCAA final), at Louisiana Superdome, New Orleans
- 56,264—North Carolina (77) vs. Michigan (71), Apr. 5, 1993 (NCAA final), at Louisiana Superdome, New Orleans
- 55,841—Indiana (97) vs. UNLV (93) and Syracuse (77) vs. Providence (63), Mar. 28, 1987 (NCAA semifinals), at Louisiana Superdome, New Orleans
- 54,321—LSU (82) vs. Georgetown (80), Jan. 28, 1989, at Louisiana Superdome, New Orleans

TOP 10 REGULAR-SEASON GAMES (PAID)

- 78,129—Kentucky (79) vs. Michigan St. (74), Dec. 13, 2003, at Ford Field, Detroit
- 68,112—LSU (87) vs. Notre Dame (64), Jan. 20, 1990, at Louisiana Superdome, New Orleans
- 66,144—LSU (82) vs. Georgetown (80), Jan. 28, 1989, at Louisiana Superdome, New Orleans
- 61,304—LSU (84) vs. Texas (83), Jan. 3, 1992, at Louisiana Superdome, New Orleans
- 52,693—Houston (71) vs. UCLA (69), Jan. 20, 1968, at The Astrodome, Houston
- 45,214—Louisville (101) vs. Indiana (79) and Notre Dame (81) vs. Kentucky (65), Dec. 3, 1988, at RCA Dome, Indianapolis
- 43,601—Notre Dame (69) vs. Louisville (54) and Kentucky (82) vs. Indiana (76), Dec. 5, 1987, at RCA Dome, Indianapolis

- 41,071—Kentucky (89) vs. Indiana (82), Dec. 2, 1995, at RCA Dome, Indianapolis
- 40,128—Louisville (84) vs. Notre Dame (73) and Indiana (71) vs. Kentucky (69), Dec. 2, 1989, at RCA Dome, Indianapolis
- 38,504—Kentucky (75) vs. Indiana (72), Dec. 6, 1997, at RCA Dome, Indianapolis

ON-CAMPUS REGULAR-SEASON, SINGLE GAME

- 33,071—Syracuse (82) vs. Rutgers (74), Mar. 9, 2003, at Carrier Dome, Syracuse, N.Y.
- 33,048—Syracuse (62) vs. Georgetown (58), Mar. 3, 1991, at Carrier Dome, Syracuse, N.Y.
- 33,015—Syracuse (89) vs. Georgetown (87), Mar. 4, 1990 (ot), at Carrier Dome, Syracuse, N.Y.
- 32,996—Syracuse (68) vs. Georgetown (72), Feb. 23, 1992, at Carrier Dome, Syracuse, N.Y.
- 32,944—Syracuse (67) vs. Connecticut (56), Mar. 7, 2004, at Carrier Dome, Syracuse, N.Y.
- 32,820—Syracuse (90) vs. Connecticut (86), Feb. 10, 1990, at Carrier Dome, Syracuse, N.Y.
- 32,763—Syracuse (89) vs. Pittsburgh (68), Feb. 24, 1991, at Carrier Dome, Syracuse, N.Y.
- 32,747—Syracuse (65) vs. Notre Dame (66), Feb. 17, 1990, at Carrier Dome, Syracuse, N.Y.
- 32,683—Syracuse (82) vs. Georgetown (76) (ot), Mar. 5, 1989, at Carrier Dome, Syracuse, N.Y.
- 32,633—Syracuse (78) vs. Seton Hall (64), Jan. 19, 1991, at Carrier Dome, Syracuse, N.Y.

2004 Division I Attendance Single-Game Highs

REGULAR-SEASON

- 78,129—Kentucky (79) vs. Michigan St. (74), Dec. 13, 2003, at Ford Field, Detroit
- 32,944—Connecticut (56) vs. Syracuse (67), Mar. 7, 2004, Carrier Dome, Syracuse, NY
- 31,347—Pittsburgh (66) at Syracuse (45), Jan. 24, 2004, Carrier Dome, Syracuse, NY
- 26,913—Notre Dame (84) at Syracuse (72), Feb. 16, 2004, Carrier Dome, Syracuse, NY
- 25,869—Michigan St. (83) at Syracuse (96), Jan. 3, 2004, Carrier Dome, Syracuse, NY

POSTSEASON

- 44,468—Connecticut (82) vs. Georgia Tech (73), Apr. 5, 2004 (NCAA final); Georgia Tech (67) vs. Oklahoma St. (65) and Connecticut (79) vs. Duke (78), Apr. 3, 2004 (NCAA semifinals), at Alamodome, San Antonio (44,417 in the semifinals)
- 30,801—Georgia Tech (72) vs. Nevada (67) and Kansas (100) vs. UAB (74), Mar. 26, 2004 (St. Louis Region semifinals), at Edward Jones Dome, St. Louis (30,648 in final)
- 24,711—Duke (66) vs. Xavier (63), Mar. 28, 2004 (Atlanta Region final), at Georgia Dome, Atlanta (24,533 in semifinals)
- 23,745—Sessions 2, 3, 4 & 5, Mar. 12-14, 2004 (Atlantic Coast Conference Tournament), at Greensboro Coliseum, Greensboro, N.C.

- 22,024—Kentucky (89) vs. Florida (73), Mar. 14, 2004 (Southeastern Conference Tournament final), at Georgia Dome, Atlanta

Division II Attendance Records

PAID ATTENDANCE

- 21,786—Bowie St. (72) vs. Virginia Union (71), Mar. 1, 2003, at RBC Center, Raleigh, N.C. (Central Intercollegiate Athletic Association final; early rounds had crowds of 16,536, 15,786 and 11,761)
- 20,432—Shaw (82) vs. Johnson Smith (68), Mar. 2, 2002, at RBC Center, Raleigh, N.C. (Central Intercollegiate Athletic Association final; early rounds had crowds of 18,054, 17,827 and 14,386)
- 15,731—Virginia Union (80) vs. N.C. Central (72), Feb. 28, 2004, at RBC Center, Raleigh, N.C. (CIAA final; early rounds had crowds of 9,718, 8,493 & 7,115)
- 13,913—Evansville (93) vs. Ky. Wesleyan (87), Feb. 13, 1960, at Roberts Stadium, Evansville, Indiana
- 13,240—La-Lafayette (105) vs. Ky. Wesleyan (83), Mar. 19, 1971, at Roberts Stadium, Evansville, Indiana (NCAA third place)

2004 ATTENDANCE SINGLE-GAME HIGHS

- 15,731—Virginia Union (80) vs. N.C. Central (72), Feb. 28, 2004, at RBC Center, Raleigh, N.C. (CIAA final; early rounds had crowds of 9,718, 8,493 & 7,115)
- 8,968—Virginia Union (71) at Virginia St. (62), Jan. 18, 2004
- 8,517—South Dakota St. (63) at South Dakota (78), Feb. 28, 2004
- 8,489—South Dakota St. (92) at South Dakota (79), Jan. 9, 2004
- 7,511—Fort Valley St. (73) at Albany St. (Ga.) (68), Feb. 21, 2004

Division III Attendance Records

PAID ATTENDANCE

- 11,442—Hope (70) vs. Calvin (56), Jan. 29, 1997, at Van Andel Arena, Grand Rapids, Michigan

2004 ATTENDANCE SINGLE-GAME HIGHS

- 7,000—Manchester (69) at Franklin (66), Feb. 11, 2004
- 4,500—Hope (75) at Calvin (64), Feb. 18, 2004
- 3,690—Kalamazoo (67) at Calvin (79), Feb. 7, 2004
- 3,400—John Carroll (76) vs. Maryville (Tenn.) (74) and Ill. Wesleyan (53) at Wooster (58), March 12, 2004, at Wooster, Ohio (3,350 in final game next day)
- 3,213—Point (66) at Gust. Adolphus (55), March 6, 2004



Playing-Rules History

Dr. James Naismith's 13 Original Rules of Basketball.....	272
Important Rules Changes By Year	272
Important Rules Changes By Subject	274
Division I Basketball Firsts	278



Dr. James Naismith's 13 Original Rules of Basketball



Photo from NCAA archives

1. The ball may be thrown in any direction with one or both hands.
2. The ball may be batted in any direction with one or both hands (never with the fist).
3. A player cannot run with the ball. The player must throw it from the spot on which he catches it, allowance to be made for a man who catches the ball when running at a good speed if he tries to stop.
4. The ball must be held in or between the hands; the arms or body must not be used for holding it.
5. No shouldering, holding, pushing, tripping, or striking in any way the person of an opponent shall be allowed; the first infringement of this rule by any player shall count as a foul, the second shall disqualify him until the next goal is made, or, if there was evident intent to injure the person, for the whole of the game, no substitute allowed.
6. A foul is striking at the ball with the fist, violation of Rules 3, 4, and such as described in Rule 5.
7. If either side makes three consecutive fouls, it shall count a goal for the opponents (consecutive means without the opponents in the mean time making a foul).
8. A goal shall be made when the ball is thrown or batted from the grounds into the basket and stays there, providing those defending the goal do not touch or disturb the goal. If the ball rests on the edges, and the opponent moves the basket, it shall count as a goal.
9. When the ball goes out of bounds, it shall be thrown into the field of play by the person first touching it. In case of a dispute, the umpire shall throw it straight into the field. The thrower-in is allowed five seconds; if he holds it longer, it shall go to the opponent. If any side persists in delaying the game, the umpire shall call a foul on that side.
10. The umpire shall be judge of the men and shall note the fouls and notify the referee when three consecutive fouls have been made. He shall have power to disqualify men according to Rule 5.
11. The referee shall be judge of the ball and shall decide when the ball is in play, in bounds, to which side it belongs, and shall keep the time. He shall decide when a goal has been made, and keep account of the goals with any other duties that are usually performed by a referee.
12. The time shall be two 15-minute halves, with five minutes' rest between.
13. The side making the most goals in that time shall be declared the winner. In case of a draw, the game may, by agreement of the captains, be continued until another goal is made.

Note: These original rules were published in January 1892 in the Springfield College school newspaper, The Triangle.

Important Rules Changes by Year

1891-92

- The 13 original rules of basketball are written by Dr. James Naismith in December 1891 in Springfield, Massachusetts.

1894-95

- The free-throw line is moved from 20 to 15 feet.

1895-96

- Points awarded for field goal changes from three to two, and points awarded for each successful free throw from three points to one point.

1896-97

- Backboards are installed.

1900-01

- A dribbler may not shoot for a field goal and may dribble only once, and then with two hands.

1908-09

- A dribbler is permitted to shoot. The dribble is defined as the "continuous passage of the ball," making the double dribble illegal.
- A second official is added for games in an effort to curb the rough play.

1910-11

- Players are disqualified upon committing their fourth personal foul.
- No coaching is allowed during the progress of the game by anybody connected with either team. A warning is given for the first violation and a free throw is awarded after that.

1913-14

- The bottom of the net is left open.

1914-15

- College, YMCA and AAU rules are made the same.

1920-21

- A player can re-enter the game once. Before this rule, if a player left the game, he could not re-enter for the rest of the game.
- The backboards are moved 2 feet from the wall of the court. Before this rule, players would "climb" the padded wall to sink baskets.

1921-22

- Running with the ball changes from a foul to a violation.

1923-24

- The player fouled must shoot his own free throws. Before this rule, one person usually shot all his team's free throws.

1928-29

- The charging foul by the dribbler is introduced.

1930-31

- A held ball may be called when a closely guarded player is withholding the ball from play for five seconds. The result will be a jump ball.
- The maximum circumference of the ball is reduced from 32 to 31 inches, and the maximum weight from 23 to 22 ounces.

1932-33

- The 10-second center (division) line is introduced to reduce stalling.
- No player can stand in the free-throw lane with the ball for more than three seconds.

1933-34

- A player may re-enter the game twice.

1934-35

- The circumference of the ball again is reduced to between 29½ and 30¼ inches.

1935-36

- No offensive player can remain in the free-throw lane, with or without the ball, for more than three seconds.
- After a made free throw, the team scored upon shall put the ball in play at the end of the court where the goal had been scored.

1937-38

- The center jump after every goal scored is eliminated.

1938-39

- The ball will be thrown in from out of bounds at mid-court by the team shooting a free throw after a technical foul. Before, the ball was put into play with a center jump after a technical-foul free throw.
- The circumference of the ball is established as 30 inches.

1939-40

- Teams have the choice of whether to take a free throw or take the ball out of bounds at mid-court. If two or more free throws are awarded, this option applies to the last throw.
- The backboards are moved from 2 to 4 feet from the end line to permit freer movement under the basket.

1940-41

- Fan-shaped backboards are made legal.

1942-43

- Any player who is eligible to start an overtime period will be allowed an extra personal foul, increasing the total so disqualification is on the fifth foul.

1944-45

- Defensive goaltending is banned.
- Five personal fouls disqualify a player. An extra foul is not permitted in overtime games.
- Unlimited substitution is introduced.
- It becomes a violation for an offensive player to remain in the free-throw lane for more than three seconds.

1946-47

- Transparent backboards are authorized.

1947-48

- The clock is stopped on every dead ball the last three minutes of the second half and of every overtime period. This includes every time a goal is scored because the ball is considered dead until put into play again. (This rule was abolished in 1951.)

1948-49

- Coaches are allowed to speak to players during a timeout.

1951-52

- Games are to be played in four 10-minute quarters. Before this, games were played in two 20-minute halves.

1952-53

- Teams can no longer waive free throws in favor of taking the ball out of bounds.
- The one-and-one free-throw rule is introduced, although the bonus is used only if the first shot is missed. The rule will be in effect the entire game except the last three minutes, when every foul results in two free throws.

1954-55

- The one-and-one free throw is changed so that the bonus shot is given only if the first shot is made.
- Games are changed back to being played in two 20-minute halves.

1955-56

- The two-shot penalty in the last three minutes of the game is eliminated. The one-and-one is now in effect the entire game.

1956-57

- The free-throw lane is increased from 6 feet to 12 feet. On the lineup for a free throw, the two spaces adjacent to the end line must be occupied by opponents of the free-thrower. In the past, one space was marked "H" for a home team player to occupy, and across the lane the first space was marked "V" for a visiting team player to stand in.
- Grasping the basket is now classified as a technical foul under unsportsmanlike tactics.

1957-58

- Offensive goaltending is now banned, as an addition to the original 1945 rule.
- One free throw for each common foul is taken for the first six personal fouls by one team in each half, and the one-and-one is used thereafter.

- On uniforms, the use of the single digit numbers one and two and any digit greater than five is prohibited.
- A ball that passes over the backboard—either front to back or back to front—is considered out of bounds.

1964-65

- Coaches must remain seated on the bench except while the clock is stopped or to direct or encourage players on the court. This rule is to help keep coaches from inciting undesirable crowd reactions toward the officials.

1967-68

- The dunk is made illegal during the game and pregame warm-up.

1970-71

- During a jump ball, a nonjumper may not change his position from the time the official is ready to make the toss until after the ball has been touched.

1972-73

- The free throw on the first six common fouls each half by a team is eliminated.
- Players cannot attempt to create the false impression that they have been fouled in charging/guarding situations or while screening when the contact was only incidental. An official can charge the "actor" with a technical foul for unsportsmanlike conduct if, in the official's opinion, the actor is making a travesty of the game.
- Freshmen are eligible to play varsity basketball. This was the result of a change in the NCAA bylaws, not the basketball playing rules.

1973-74

- Officials may now penalize players for fouls occurring away from the ball, such as grabbing, holding and setting illegal screens.

1974-75

- During a jump ball, a non-jumper on the restraining circle may move around the circle after the ball has left the official's hands.
- A player charged with a foul is no longer required to raise his hand. (In 1978, however, it was strongly recommended that a player start raising his hand again.)

1976-77

- The dunk is made legal again.

1981-82

- The jump ball is used only at the beginning of the game and the start of each overtime. An alternating arrow will indicate possession in jump-ball situations during the game.
- All fouls charged to bench personnel shall be assessed to the head coach.

1982-83

- When the closely guarded five-second count is reached, it is no longer a jump-ball situation. It is a violation, and the ball is awarded to the defensive team out of bounds.

1983-84

- Two free throws are taken for each common foul committed within the last two minutes of the second half and the entire overtime period, if the bonus rule is in effect. (This rule was rescinded one month into the season.)

1984-85

- The coaching box is introduced, whereby a coach and all bench personnel must remain in the 28-foot-long coaching box unless seeking information from the scorers' table.

1985-86

- The 45-second clock is introduced. The team in control of the ball must now shoot for a goal within 45 seconds after it attains team control.
- If a shooter is fouled intentionally and the shot is missed, the penalty will be two shots and possession of the ball out of bounds to the team that was fouled.
- The head coach may stand throughout the game, while all other bench personnel must remain seated.

1986-87

- The three-point field goal is introduced and set at 19 feet 9 inches from the center of the basket.
- A coach may leave the confines of the bench at any time without penalty to correct a scorer's or timer's mistake. A technical foul is assessed if there is no mistake. (This was changed the next year to a timeout.) Also, a television replay may be used to prevent or rectify a scorer's or timer's mistake or a malfunction of the clock.

1987-88

- Each intentional personal foul carries a two-shot penalty plus possession of the ball.

1988-89

- Any squad member who participates in a fight will be ejected from the game and will be placed on probation. If that player participates in a second fight during the season, he will be suspended for one game. A third fight involving the same person results in suspension for the rest of the season including championship competition.

1990-91

- Beginning with the team's 10th personal foul in a half, two free throws are awarded for each common foul, except player-control fouls.
- Three free throws are awarded when a shooter is fouled during an unsuccessful three-point try.
- The fighting rule is amended. The first time any squad member or bench personnel participates in a fight he will be suspended for the team's next game. If that same person participates in a second fight, he will be suspended for the rest of the season, including championship competition.

1991-92

- Contact technical fouls count toward the five fouls for player disqualification and toward the team fouls in reaching bonus free-throw situations.
- The shot clock is reset when the ball strikes the basket ring, not when a shot leaves the shooter's hands as it had been ever since the rule was introduced in 1986.

1992-93

- Unsporting technical fouls, in addition to contact technical fouls, count toward the five fouls for player disqualification and toward the team fouls in reaching bonus free-throw situations.

1993-94

- The shot clock is reduced to 35 seconds from 45. The team in control of the ball must shoot for a goal within 35 seconds after it gains team control.
- A foul shall be ruled intentional if, while playing the ball, a player causes excessive contact with an opponent.
- The game clock will be stopped after successful field goals in the last minute of the game and the last minute of any overtime period with no substitution allowed.
- The five-second dribbling violation when closely guarded is eliminated.
- The rule concerning the use of profanity is expanded to include abusive and obscene language in an effort to curtail verbal misconduct by players and coaches.

1994-95

- The inner circle at mid-court is eliminated.
- Scoring is restricted to a tap-in when (3/10) (.3) of a second or less remain on the game clock or shot clock.
- The fighting and suspension rules are expanded to include coaches and team personnel.

1995-96

- All unsporting technical fouls charged to anyone on the bench count toward the team foul total.
- Teams are allowed one 20-second timeout per half. This was an experimental rule in the 1994-95 season.

1996-97

- Teams shall warm up and shoot at the end of the court farthest from their own bench for the first half. Previously, teams had the choice of baskets in the first half.

- In games not involving commercial electronic media, teams are entitled to four full-length timeouts and two 20-second timeouts per game. In games involving commercial electronic media, teams are entitled to two full-length timeouts and three 20-second timeouts per game.

1997-98

- The five-second dribbling violation when closely guarded is reinstated.
- Timeout requests can be made by a player on the court or by the head coach.

1998-99

- In a held-ball situation initiated by the defense, the ball shall be awarded to the defensive team. Previously, possession was awarded by the direction of the possession arrow.

1999-00

- Held-ball change from previous season rescinded.
- Twenty-second timeouts increased to 30 seconds in length. New electronic-media timeout format adopted.
- Uniform numbers one and two are permitted.
- Officials must consult courtside television monitors, when available, to judge whether a game-deciding last-second shot in the second half or any extra period counts. (This was passed during the season.)

2000-01

- Technical fouls divided into direct (two-shot penalty) and indirect (one-shot penalty) with ball returned to point of interruption.

2001-02

- Both direct and indirect technical fouls penalized by two shots and returned to point of interruption.
- Officials can check an official courtside monitor to determine if a try is a three- or two-point attempt, regardless of whether the try is successful.

2002-03

- Composite ball can be used without mutual consent of coaches.
- Two free-throw lane spaces closest to the free-thrower shall remain unoccupied.
- No free throws to offended team in bonus for personal fouls committed by team while in team control or in possession of the ball during a throw-in (team-control foul).

2003-04

- Officials may consult courtside monitor at end of either half or any extra period to determine: (1) if a field-goal try beat the horn; (2) whether a shot-clock violation at the end of the first half beat the horn; or, (3) whether a shot-clock violation that will determine the outcome of a game beat the horn. The officials also may use a courtside monitor to correct a timer's mistake or to determine if the game clock or shot clock expired at or near the end of a period.
- A team shall have control when a player of that team has disposal of the ball for a throw-in.

Important Rules Changes by Subject

Ball: 1930-31, The maximum circumference of the ball is reduced from 32 to 31 inches, and the maximum weight from 23 to 22 ounces. 1934-35, The circumference of the ball again is reduced to between 29 1/2 and 30 1/4 inches. 1938-39, The circumference of the ball is established as 30 inches. 2002-03, Mutual consent no longer needed for composite ball to be legal.

Basket Equipment: 1896-97, Backboards are installed. 1913-14, The bottom of the net is left open. 1920-21, The backboards are moved 2 feet from the wall of the court. Before this rule, players would "climb" the padded wall to sink baskets. 1939-40, The backboards are moved from 2 to 4 feet from the end line to permit freer movement under the basket. 1940-41, Fan-shaped backboards are made legal. 1946-47, Transparent backboards are authorized. 1957-58, A ball that passes over the backboard—either front to back or back to front—is considered out of bounds. 1996-97, Teams shall warm up and shoot at the end of the court farthest from their own bench for the first half. Previously, teams had the choice of baskets in the first half. 2002-03, For Division I, shot clocks had to be mounted and recessed on backboard, red warning light had to be added and game clock had to show 10th-of-a-second display. 2003-04, for Division II, shot clocks must be recessed and mounted.

Block/Charge: 1928-29, The charging foul by the dribbler is introduced. 1972-73, Players cannot attempt to create the false impression that they have been fouled in charging/guarding situations or while screening when the contact was only incidental. An official can charge the "actor" with a technical foul for unsportsmanlike conduct if, in the official's opinion, the actor is making a travesty of the game. 2002, Prior rule was deleted because of lack of use.

Clock Stoppage: 1947-48, The clock is stopped on every dead ball the last three minutes of the second half and of every extra period. This includes every time a goal is scored because the ball is considered dead until put into play again. (This rule was abolished in 1951.)

Closely Guarded: 1982-83, When the closely guarded five-second count is reached, it is no longer a jump-ball situation. It is a violation, and the ball is awarded to the defensive team out of bounds. 1993-94, The five-second dribbling violation when closely guarded is eliminated. 1997-98, The five-second dribbling violation when closely guarded is reinstated.

Coaching: 1910-11, No coaching is allowed during the progress of the game by anybody connected with either team. A warning is given for the first violation and a free throw is awarded after that. 1948-49, Coaches are allowed to speak to players during a timeout. 1964-65, Coaches must remain seated on the bench except while the clock is stopped or to direct or encourage players on the court. This rule is to help keep coaches from inciting undesirable crowd reactions toward the officials. 1984-85, The coaching box is introduced, whereby a coach and all bench personnel must remain in the 28-foot-long coaching box unless seeking information from the scorers' table. 1985-86, The head coach may stand throughout the game, while all other bench personnel must remain seated. 1986-87, A coach may leave the confines of the bench at any time without penalty to correct a scorer's or timer's mistake. A technical foul is assessed if there is no mistake. (This penalty was changed the next year to a timeout.) Also, a television replay may be used to prevent or rectify a scorer's or timer's mistake or a malfunction of the clock. 1994-95, The fighting and suspension rules are expanded to include coaches and team personnel. 1995-96, All unsporting technical fouls charged to anyone on the bench count toward the team foul total.

Dunk: 1967-68, The dunk is made illegal during the game and pregame warm-up. 1976-77, The dunk is made legal again but remains illegal during warm-up.

Field Goals: 1895-96, A field goal changes from three to two points, and free throws from three points to one point.

Fighting: 1988-89, Any squad member who participates in a fight will be ejected from the game and will be placed on probation. If that individual participates in a second fight during the season, he will be suspended for one game. A third fight involving the same person results in suspension for the rest of the season including championship competition. 1990-91, The fighting rule is amended. The first time any squad member or bench personnel participates in a fight he will be suspended for the team's next game. If that same person participates in a second fight, he will be suspended for the rest of the season, including championship competition. 1994-95, The fighting and suspension rules are expanded to include coaches and team personnel.

Fouling Out: 1910-11, Players are disqualified upon committing their fourth personal foul. 1942-43, Any player who is eligible to start an extra period will be allowed an extra personal foul, increasing the total so disqualification is on the fifth foul. 1944-45, Five personal fouls disqualify a player. An extra foul is not permitted in overtime games. 1991-92, Contact technical fouls count toward the five fouls for player disqualification and toward the team fouls in reaching bonus free-throw situations.

Free Throws: 1894-95, The free-throw line is moved from 20 to 15 feet. 1923-24, The player fouled must shoot his own free throws. Before this rule, one person usually shot all his team's free throws. 1935-36, After a made free throw, the team scored upon shall put the ball in play at the end of the court where the goal had been scored. 1939-40, Teams have the choice of whether to take a free throw or take the ball out of bounds at mid-court. If two or more free throws are awarded, this option applies to the last throw. 1952-53, Teams can no longer waive free throws in favor of taking the ball out of bounds. 1952-53, The one-and-one free-throw rule is introduced, although the bonus is used only if the first shot is missed. The rule will be in effect the entire game except the last three minutes, when every foul is two shots. 1954-55, The one-and-one free throw is changed so that the bonus shot is given only if the first shot is made. 1955-56, The two-shot penalty in the last three minutes of the game is eliminated. The one-and-one is now in effect the entire game. 1956-57, The free-throw lane is increased from 6 feet to 12 feet. On the lineup for a free throw, the two spaces adjacent to the end line must be occupied by opponents of the free thrower. In the past, one space was marked "H" for a home team player to occupy, and across the lane the first space was marked "V" for a visiting team player to stand in. 1957-58, One free throw for each common foul is taken for the first six personal fouls by one team in each half, and the one-and-one is used thereafter. 1972-73, The free throw on the first six common fouls each half by a team is eliminated. 1974-75, A player charged with a foul is no longer required to raise his hand. (In 1978, however, it was strongly recommended that a player start raising his hand again.) 1983-84, Two free throws are taken for each common foul committed within the last two minutes of the second half and the entire overtime period, if the bonus rule is in effect. (This rule was rescinded one month into the season.) 1985-86, If a shooter is fouled intentionally and the shot is missed, the penalty will be two shots and possession of the ball out of bounds to the team that was fouled. 1987-88, Each intentional personal foul carries a two-shot penalty plus possession of the ball. 1990-91, Beginning with the team's 10th personal foul in a half, two free throws are awarded for each common foul, except player-control fouls. 1990-91, Three free throws are awarded when a shooter is fouled during an unsuccessful three-point try. 1991-92, Contact technical fouls count toward the five fouls for player disqualification and toward the team fouls in reaching bonus free-throw situations. 1992-93, Unsporting technical fouls, in addition to contact technical fouls, count toward the five fouls for player disqualification and toward the team fouls in reaching bonus free-throw situations. 1995-96, All unsporting technical fouls charged to anyone on the bench count toward the team foul total. 2000-01, Number of players permitted on free-throw lane reduced from eight to six. 2002-03, Lane spaces closest to the free-thrower shall remain unoccupied.

Freshmen: 1972-73, Freshmen are eligible to play varsity basketball. This was the result of a change in the NCAA bylaws, not the basketball playing rules.

Goaltending/Basket Interference: 1944-45, Defensive goaltending is banned. 1957-58, Offensive goaltending is now banned, as an addition to the original 1945 rule.

Held Ball: 1930-31, A held ball may be called when a closely guarded player is withholding the ball from play for five seconds. The result will be a jump ball. 1998-99, In a held-ball situation initiated by the defense, the ball shall be awarded to the defensive team. Previously, possession was awarded by the direction of the possession arrow. This was rescinded the next season.

Intentional Foul: 1985-86, If a shooter is fouled intentionally and the shot is missed, the penalty will be two shots and possession of the ball out of bounds to the team that was fouled. 1987-88, Each intentional personal foul carries a two-shot penalty plus possession of the ball. 1993-94, A foul shall be ruled intentional if, while playing the ball, a player causes excessive contact with an opponent.

Jump Ball/Alternate Possession: 1930-31, A held ball may be called when a closely guarded player is withholding the ball from play for five seconds. The result will be a jump ball. 1937-38, The center jump after every goal scored is eliminated. 1970-71, During a jump ball, a non-jumper may not change his position from the time the official is ready to make the toss until after the ball has been touched. 1974-75, During a jump ball, a non-jumper on the restraining circle may move around it after the ball has left the official's hands. 1981-82, The jump ball is used only at the beginning of the game and the start of each extra period. An alternating arrow will indicate possession in held-ball situations during the game. 1994-95, The inner circle at mid-court is eliminated.

Lines: 1894-95, The free-throw line is moved from 20 to 15 feet. 1932-33, The 10-second center (division) line is introduced to reduce stalling. 1956-57, The free-throw lane is increased from 6 feet to 12 feet. On the lineup for a free throw, the two spaces adjacent to the end line must be occupied by opponents of the free-thrower. In the past, one space was marked "H" for a home team player to occupy, and across the lane the first space was marked "V" for a visiting team player to stand in. 1984-85, The coaching box is introduced, whereby a coach and all bench personnel must remain in the 28-foot-long coaching box unless seeking information from the scorers' table. 1986-87, The three-point field goal is introduced and set at 19 feet 9 inches from the center of the basket. 1994-95, The inner circle at mid-court is eliminated.

Officials: 1908-09, A second official is added for games in an effort to curb the rough play. 1977-78, The option of a third official is allowed.

Out of Bounds: 1957-58, A ball that passes over the backboard—either front to back or back to front—is considered out of bounds.

Overtime: 1942-43, Any player who is eligible to start an extra period will be allowed an extra personal foul, increasing the total so disqualification is on the fifth foul. 1944-45, An extra foul is not permitted in overtime games. 1993-94, The game clock will be stopped after successful field goals in the last minute of the game and the last minute of any extra period with no substitution allowed.

Periods: 1951-52, Games are to be played in four 10-minute quarters. Before this, games were played in two 20-minute halves. 1954-55, Games are changed back to being played in two 20-minute halves. 1996-97, Teams shall warm up and shoot at the end of the court farthest from their own bench for the first half. Previously, teams had the choice of baskets in the first half.

Rough Play: 1908-09, A second official is added for games in an effort to curb the rough play. 1939-40, Teams have the choice of whether to take a free throw or take the ball out of bounds at mid-court. If two or more free throws are awarded, this option applies to the last throw. 1952-53, Teams can no longer waive free throws in favor of taking the ball out of bounds. 1957-58, One free throw for each common foul is taken for the first six personal fouls by one team in each half, and the one-and-one is used thereafter. 1972-73, The free throw on the first six common fouls each half by a team is eliminated. 1973-74, Officials may now penalize players for fouls occurring away from the ball, such as grabbing, holding and setting illegal screens. 1974-75, A player charged with a foul is no longer required to raise his hand. (In 1978, however, it was strongly recommended that a player start raising his hand again.) 1983-84, Two free throws are taken for each common foul committed within the last two minutes of the second half and the entire overtime period, if the bonus rule is in effect. (This rule was rescinded one month into the season.) 1987-88, Each intentional personal foul carries a two-shot penalty plus possession of the ball. 1990-91, Beginning with the team's 10th personal foul in a half, two free throws are awarded for each common foul, except player-control fouls. 1991-92, Contact technical fouls count toward the five fouls for player disqualification and toward the team fouls in reaching bonus free-throw situations. 1992-93, Unsporting technical fouls, in addition to contact technical fouls, count toward the five fouls for player disqualification and toward the team fouls in reaching bonus free-throw situations. 1993-94, A foul shall be ruled intentional if, while playing the ball, a player causes excessive contact with an opponent. 2000-01, Number of players permitted on free-throw lane reduced from eight to six.

Shot Clock/Stalling: 1932-33, The 10-second center (division) line is introduced to reduce stalling. 1985-86, The 45-second clock is introduced. The team in control of the ball must now shoot for a goal within 45 seconds after it attains team control. 1991-92, The shot clock is reset when the ball strikes the basket ring, not when a shot leaves the shooter's hands as it had been ever since the rule was introduced in 1986. 1993-94, The shot clock is reduced to 35 seconds from 45. The team in control of the ball must shoot for a goal within 35 seconds after it gains team control. 1993-94, The game clock will be stopped after successful field goals in the last minute of the game and the last minute of any overtime period with no substitution allowed. Officials may consult court-side monitor at end of either half or any extra period to determine: (1) if a field-goal try beat the horn; (2) whether a shot-clock violation at the end of the first half beat the horn; or, (3) whether a shot-clock violation that will determine the outcome of a game beat the horn. The officials also may use a court-side monitor to correct a timer's mistake or to determine if the game clock or shot clock expired at or near the end of a period.

Shot in Closing Seconds: 1994-95, Scoring is restricted to a tap-in when 3/10 (.3) of a second or less remain on the game clock or shot clock. 1999-00, During the season, rules committee made rule that requires official to look at courtside monitor to decipher if a potential game-determining shot in the last second of the game or overtime should count. 2003-04, Officials may consult courtside monitor at end of either half or any extra period to determine: (1) if a field-goal try beat the horn; (2) whether a shot-clock violation at the end of the first half beat the horn; or, (3) whether a shot-clock violation that will determine the outcome of a game beat the horn. The officials also may use a courtside monitor to correct a timer's mistake or to determine if the game clock or shot clock expired at or near the end of a period.

Substitution: 1920-21, A player can re-enter the game once. Before this rule, if a player left the game, he could not re-enter for the rest of the game. 1933-34, A player may re-enter the game twice. 1944-45, Unlimited substitution is introduced. 1993-94, The game clock will be stopped after successful field goals in the last minute of the game and the last minute of any extra period with no substitution allowed.

Technical Fouls: 1938-39, The ball will be thrown in from out of bounds at mid-court by the team shooting a free throw after a technical foul. Before, the ball was put into play with a center jump after a technical-foul free throw. 1956-57, Grasping the basket is now classified as a technical foul under unsportsmanlike tactics. 1981-82, All fouls charged to bench personnel shall be assessed to the head coach. 1988-89, Any squad member who participates in a fight will be ejected from the game and will be placed on probation. If that player participates in a second fight during the season, he will be suspended for one game. A third fight involving the same person results in suspension for the rest of the season including championship competition. 1990-91, The fighting rule is amended. The first time any squad member or bench personnel participates in a fight he will be suspended for the team's next game. If that same person participates in a second fight, he will be suspended for the rest of the season, including championship competition. 1991-92, Contact technical fouls count toward the five fouls for player disqualification and toward the team fouls in reaching bonus free-throw situations. 1992-93, Unsporting technical fouls, in addition to contact technical fouls, count toward the five fouls for player disqualification and toward the team fouls in reaching bonus free-throw situations. 1993-94, The rule concerning the use of profanity is expanded to include abusive and obscene language in an effort to curtail verbal misconduct by players and coaches. 1994-95, The fighting and suspension rules are expanded to include coaches and team personnel. 2000-01, technical fouls divided into direct (two-shot penalty) and indirect (one-shot penalty) with ball returned to point of interruption. 2001-02, Both direct and indirect technical fouls penalized by two shots and return to point of interruption.

Television Replay: 1986-87, A coach may leave the confines of the bench at any time without penalty to correct a scorer's or timer's mistake. A technical foul is

assessed if there is no mistake. (This was changed the next year to a timeout.) Also, a television replay may be used to prevent or rectify a scorer's or timer's mistake or a malfunction of the clock. 1999-00, Officials must consult courtside television monitors, when available, to judge whether a game-deciding last-second shot in the second half or any extra period counts. (This was passed during season.) 2001-02, Officials can check an official courtside monitor to determine if a try is a three- or two-point attempt, regardless of whether the try is successful. 2003-04, Officials may consult courtside monitor at end of either half or any extra period to determine: (1) if a field-goal try beat the horn; (2) whether a shot-clock violation at the end of the first half beat the horn; or, (3) whether a shot-clock violation that will determine the outcome of a game beat the horn. The officials also may use a courtside monitor to correct a timer's mistake or to determine if the game clock or shot clock expired at or near the end of a period.

Three Seconds: 1932-33, No player can stand in the free-throw lane with the ball more than three seconds. 1935-36, No offensive player can remain in the free-throw lane, with or without the ball, for more than three seconds. 1944-45, It becomes a violation for an offensive player to remain in the free-throw lane more than three seconds.

Three-Point Shot: 1986-87, The three-point field goal is introduced and set at 19 feet 9 inches from the center of the basket. 1990-91, Three free throws are awarded when a shooter is fouled during an unsuccessful three-point try.

Timeouts: 1948-49, Coaches are allowed to speak to players during a timeout. 1995-96, Teams are allowed one 20-second timeout per half. This was an experimental rule in the 1994-95 season. 1996-97, In games not involving commercial electronic media, teams are entitled to four full-length timeouts and two 20-second timeouts per game. In games involving commercial electronic media, teams are entitled to two full-length timeouts and three 20-second timeouts per game. 1997-98, Timeout requests can be made by a player on the court or by the head coach. 1999-00, Twenty-second timeouts increased to 30 seconds in length. New electronic-media timeout format adopted.

Traveling: 1900-01, A dribbler may not shoot for a field goal and may dribble only once, and then with two hands. 1908-09, A dribbler is permitted to shoot. The dribble is defined as the "continuous passage of the ball," making the double dribble illegal. 1921-22, Running with the ball changes from a foul to a violation.

Uniforms: 1957-58, On uniforms, the use of the single digit numbers one and two and any digit greater than five is prohibited. 1999-00, Uniform numbers one and two are permitted.

Basketball Rules Committee Secretary-Rules Editor Roster

Name	Affiliation	Years
Oswald Tower	non-NCAA	1939-59
John Bunn	Colorado St.	1960-67
Ed Steitz	Springfield	1967-91
Henry Nichols	Villanova	1992-96
Ed Bilik	Springfield	1997-present

Division I Basketball Rules Committee Chair Roster

Name	Affiliation	Years
H.H. Salmon Jr.	Princeton	1939-40
Floyd Rowe	non-NCAA	1941
James W. St. Clair	Southern Methodist	1942-44
E.J. Hickox	non-NCAA	1945, 1947
H.G. Olsen	Ohio St.	1946
George Edwards	Missouri	1948-51
Bruce Drake	Oklahoma	1952-55
Paul Hinkle	Butler	1956-59
H.E. Foster	Wisconsin	1960-65
Polk Robison	Texas Tech	1966
Norvall Neve	Atlantic Coast, Missouri Valley Conferences	1967-75
Richard Wilson	Amherst	1976
John Carpenter	Rider	1977-78
Jack Thurnblad	Carleton	1979-80
C.M. Newton	Alabama, Southeastern Conference	1981-85
James Dutcher	Minnesota	1986

Name	Affiliation	Years
Jerry Krause	Eastern Wash.	1987
Richard Sauers	Albany (N.Y.)	1988
Gene Bartow	UAB	1989-93
George Raveling	Southern California	1994-96
Larry Keating Jr.	Seton Hall	1997
Herb Kenny	Wesleyan (Conn.)	1998
Reggie Minton	Air Force	1999-2000
Roy Williams	Kansas	2001
Art Hyland	Big East Conference	2002-03
Willis Wilson	Rice	2004
Perry Watson	Detroit	2005

Basketball Rules Committee Roster

Name	Affiliation	Years
Phog Allen	Kansas	1939-41
William Anderson	Lafayette	1951-54
Lewis Andreas	Syracuse	1946-49
Tom Apke	Creighton, Colorado	1979-84
Tim Autry	South Carolina St.	1998-2002
Joe Baker	Wis-La Crosse	2003-present
Ralph Barkey	Sonoma St.	1996
Sam Barry	Southern California	1946-48
Justin Barry	Southern California	1949-51
Gene Bartow	Memphis, Illinois, UCLA, UAB	1974-78, 88-93
Steve Belko	Oregon	1966-69
John Bennington	St. Louis, Michigan St.	1960-65
Bill Berry	San Jose St.	1988-90
Ed Bilik	Springfield	1968-69, 72-78, 96-2002
Hoyt Brawner	Denver	1960-66

Name	Affiliation	Years	Name	Affiliation	Years
Charlie Brock	Springfield	2003-present	Reggie Minton	Air Force	1997-2000
Clint Bryant	Augusta St.	1996-99	Mike Montgomery	Stanford	1997-2000
Tom Bryant	Centre	1996-98	Gerald Myers	Texas Tech	1986-92
John Bunn	Stanford, Springfield, Colorado St.	1939-40, 54-67	Norvall Neve	Atlantic Coast, Missouri Valley Conferences	1967-75
Clarence Burch	Lycoming	1979-82	C.M. Newton	Alabama, Southeastern Conference	1981-85
Jim Burson	Muskingum	1987-92	Henry Nichols	Villanova	1992-96
L.C. Butler	Colorado St.	1951-53	Thomas Niland Jr.	Le Moyne	1985-91
E.M. Cameron	Duke	1956-61	Kenneth Norton	Manhattan	1955-59
John Carpenter	Rider	1973-78	Tom O'Connor	George Mason	1998-2003
Don Casey	Temple	1979-82	Dave Odom	Wake Forest	2001-04
Dale Clayton	Carson-Newman	2003-present	H.G. Olsen	Ohio St.	1940-46
Gary Colson	New Mexico, California	1986-92	Ray Oosting	Trinity College (Conn.)	1946-49, 51, 58-62
Forrest Cox	Colorado	1940-44	James Padgett	California, Nevada	1972-74
Joe Dean Jr.	Birmingham So.	2003-present	Curtis Parker	Centenary (La.)	1939-41
Sumner A. Dole	Connecticut	1939-41	Ted Paulauskas	St. Anselm	1997-99
Ed Douma	Hillsdale	2001-04	Richard H. Perry	UC Riverside	1992
Bruce Drake	Oklahoma	1947-55	Vadal Peterson	Utah	1945-48
Fran Dunphy	Pennsylvania	2004-present	Mac Petty	Wabash	1987-92
James Dutcher	Minnesota	1983-86	Digger Phelps	Notre Dame	1988-91
W.H.H. Dye	Washington	1955-59	Jerry Pimm	Utah	1979-84
C.S. Edmundson	Washington	1941-45	Lonnie Porter	Regis (Colo.)	2004-present
George Edwards	Missouri	1942-51	Clarence Price	California	1952-54
Fred Enke	Arizona	1957-61	Skip Prosser	Wake Forest	2004-present
Wesley E. Fesler	Wesleyan (Conn.)	1944	Jack Ramsay	St. Joseph's	1966-67
Dan Fitzgerald	Gonzaga	1996-97	George Raveling	Southern California	1993-96
H.E. Foster	Wisconsin	1958-66	Lonn Reisman	Tarleton St.	2000-03
Clarence Gaines	Winston-Salem	1992-93	Polk Robison	Texas Tech	1962-66
Jayson Gee	Charleston (W.V.)	2001-03	Paul Rundell	San Francisco St.	1980-81
Pete Gillen	Xavier	1993-97	Adolph Rupp	Kentucky	1962-66
Jack Gray	Texas	1951-52	Andy Russo	Florida Tech, Lynn	1997-2000
Hugh Greer	Connecticut	1963	H.H. Salmon Jr.	Princeton	1939-40
Jim Gudger	Tex. A&M-Commerce	1976, 78	Richard Sayers	Albany (N.Y.)	1983-87
Richard Harter	Pennsylvania	1972	William Scanlon	Union (N.Y.)	1989-94
Clem Haskins	Minnesota	1992-96	Norman Shepard	Davidson	1942-47
E.O. "Doc" Hayes	Southern Methodist	1967-69	J. Dallas Shirley	Southern Conference	1984-87
R.E. Henderson	Baylor	1953-56	Dean Smith	North Carolina	1967-69, 72-73
Paul Hinkle	Butler	1954-59	James W. St. Clair	Southern Methodist	1939-44
Howard Hobson	Yale	1952-55	Floyd Stahl	Ohio St.	1956-57, 60-61
Ron Holmes	McMurry	1999-2002	Ed Steitz	Springfield	1959-91
Art Hyland	Big East Conference	1998-2003	Norm Stewart	Missouri	1985-91
Henry Iba	Oklahoma St.	1952-54, 67-69	Kenneth Stibler	Biscayne	1978-84
Clarence Iba	Tulsa	1956-59	Eddie Sutton	Arkansas	1980-85
George Ireland	Loyola (Ill.)	1963-66	H. Jamison Swarts	Pennsylvania	1941-45
Calvin Irvin	N.C. A&T	1979	A.K. Tebell	Virginia	1948-52
Brad Jackson	Western Wash.	2004-present	Robert Thomason	Pacific	2004-present
Bill Jones	North Ala.	1985-91	John Thompson III	Princeton	2003-04
Larry Keating, Jr.	Seton Hall	1994-97; 2003-present	Jack Thurnblad	Carleton	1975-80
Herb Kenny	Wesleyan (Conn.)	1993-98	Alvin J. Van Wie	Wooster	1981-86
William Knapton	Beloit	1981-86	Bob Vanatta	Sunshine State Conference	1994-95
Jack Kraft	Villanova	1968-69	Kevin Vande Streek	Calvin	2003-present
Jerry Krause	Eastern Wash. St.	1976-78, 83-87	M. Edward Wagner	California Collegiate Athletic Association	1976-79
Mike Kryzyewski	Duke	1991	Russell Walseth	Colorado	1972-75, 77-78
John Kundla	Minnesota	1968-69, 72-74	Perry Watson	Detroit	2002-present
Eugene Lambert	Arkansas	1945-49	Stanley Watts	Brigham Young	1954-57
Dale Lash	Springfield	1942-43	Clifford Wells	Tulane	1953-56
Debora Lazarik	Marietta	1999-2002	Don White	Connecticut	1945
Harry Litwack	Temple	1960-65	Vining William	Ouachita Baptist	1977
Edward P. Markey	St. Michael's	1992-95	James Williams	Colorado St.	1972-78
Jack Martin	Lamar	1974-79	Roy Williams	Kansas	1997-2000
Rollie Massimino	UNLV	1993-95	Floyd Wilson	Harvard	1964-69
Arthur McAfee	Morehouse	1975-80	Richard Wilson	Amherst	1972-75
Walter "Doc" Meanwell	Wisconsin	1939	Willis Wilson	Rice	2001-04
Gene Mehaffey	Ohio Wesleyan	1993-98	Willard A. Witte	Wyoming	1939
Bill Menefee	Baylor	1972-73	John Wooden	UCLA	1961-64
Ray Meyer	DePaul	1979-82	Ned Wulk	Arizona St.	1968-69
Joey Meyer	DePaul	1993-95	Jim Zalacca	New Paltz St., Potsdam St.	1999-2002
Douglas Mills	Illinois	1947-53			

Division I Basketball Firsts

The First Time...

Playing rules were published:

January 1892 in the Springfield College school newspaper, *The Triangle*.

A game was played:

January 20, 1892, at the Training School of the International YMCA College, now known as Springfield College in Massachusetts.

A game was played in public:

March 11, 1892, at Springfield College. A crowd of 200 saw the students defeat the teachers, 5-1.

A full schedule of games was played by a college:

1894 when the University of Chicago compiled a 6-1 season record.

A game between two colleges was played:

February 9, 1895, when the Minnesota School of Agriculture defeated Hamline, 9-3. Nine players were allowed on the court at the same time for both teams.

A game between two colleges was played with five players on each team:

January 16, 1896, when Chicago defeated Iowa, 15-12, in Iowa City. Iowa's starting lineup was composed of a YMCA team that just happened to be university students.

A game between two true college teams with five players on a team was played:

1897 when Yale defeated Pennsylvania, 32-10.

A conference season was played:

1901-02 by the East League, known today as the Ivy Group.

A conference tournament was played:

1921 by the Southern Conference. Kentucky was the winner.

A consensus all-America team was selected:

1929. Members were Charley Hyatt, Pittsburgh; Joe Schaaf, Pennsylvania; Charles Murphy, Purdue; Vern Corbin, California; Thomas Churchill, Oklahoma; and John Thompson, Montana State.

The National Invitation Tournament was played:

1938 when Temple was the winner.

A college game was televised:

February 28, 1940, when Pittsburgh defeated Fordham, 50-37, at Madison Square Garden in New York City. In the second game, New York University defeated Georgetown, 50-27.

The three-point shot was used experimentally in a game:

February 7, 1945, Columbia defeated Fordham, 73-58. The three-point line was set at 21 feet from the basket and Columbia scored 11 "long goals" to Fordham's nine. Also, free-throwers had an option to take their shots from the regular 15-foot distance for one point or from 21 feet for two points. Eight "long fouls" were made during the game.

The 12-foot free-throw lane was used experimentally in a game:

February 7, 1945, Columbia defeated Fordham, 73-58 in the same game as mentioned above. The free-throw lane was widened from 6 feet to 12 for this game and the rule was adopted 11 years later.

An Associated Press poll was published:

1949, when St. Louis was ranked No. 1. By the end of the season, Kentucky had taken over the top spot.

NCAA Tournament Firsts

The first game:

March 17, 1939, when Villanova defeated Brown, 42-30, in Philadelphia.

The first championship game:

March 27, 1939, when Oregon defeated Ohio State, 46-33, in Evanston, Illinois.

The first time two teams from the same conference played in the NCAA tournament:

1944 when Iowa State and Missouri, both of the Big Six, played in the Western regional.

The first time four teams advanced to the final site:

1946 (North Carolina, Ohio State, Oklahoma State and California).

The first championship game televised:

1946 locally in New York City by WCBS-TV. Oklahoma State defeated North Carolina, 43-40. An estimated 500,000 watched the game on television.

The first repeat champion:

Oklahoma State followed its 1945 championship with a title in 1946.

First NCAA championship team to have an integrated roster of white and black players:

CCNY's 1950 squad is believed to be the first integrated championship team.

The first time conference champions qualified automatically:

1951.

The first time a conference champion qualified automatically for the NCAA tournament instead of the regular-season champion:

1952, North Carolina State finished second in the Southern Conference but won the conference postseason tournament.

The first time there were four regional sites:

1952.

The first time games were televised regionally:

1952.

The first time a Final Four was played on Friday and Saturday:

1954.

The first tournament championship game televised nationally:

1954 for a broadcast rights fee of \$7,500.

The first time an undefeated team won the NCAA championship:

1956 when San Francisco went 29-0.

The first time two teams from the same state played in the NCAA title game:

1961 when Cincinnati defeated Ohio State, 70-65, in overtime.

The first championship team to start five African-Americans:

UTEP in 1966—Harry Flournoy, David Lattin, Bobby Joe Hill, Orsten Artis, Willie Cager.

The first time the Final Four was played on Thursday and Saturday:

1969.

The first time the Final Four was played on Saturday and Monday:

1973.

The first NCAA title game televised during prime time:

UCLA's win over Memphis in 1973 was televised by NBC.

The first time television rights totaled more than \$1 million:

1973.

The first public draw for Final Four tickets:

1973 for the 1974 championship.

The first time teams other than the conference champion could be chosen at large from the same conference:

1975.

The first reference to the term "Final Four":

1975 Official Collegiate Basketball Guide, page 5 in national preview-review section written by Ed Chay of the *Cleveland Plain Dealer*. Chay wrote, "Outspoken Al McGuire of Marquette, whose team was one of the final four in Greensboro, was among several coaches who said it was good for college basketball that UCLA was finally beaten."

The first time two teams from the same conference played in the Final Four title game:

1976 when Indiana defeated Michigan, 86-68. Both teams were Big Ten members.

The first time the seeding process was used to align teams in the bracket:

1978.

The first reference to term "Final Four" is capitalized:

1978 Official Collegiate Basketball Guide (page 7, first line).

The first time all teams were seeded in the bracket:

1979.

The first public lottery for Final Four tickets:

1979.

The first time more than two teams from the same conference were allowed in the NCAA tournament:

1980.

The first time none of the No. 1 seeds in the NCAA tournament advanced to the Final Four:

1980.

The first time the Rating Percentage Index (RPI), a computer ranking system, was used as an aid in evaluating teams for at-large selections and seeding:

1981.

The first time two No. 1 seeds in the NCAA tournament advanced to the Final Four:

1981.

The first time a Final Four logo was produced that was specific to the site of the championship game:

1981, when the final game was played in Philadelphia and the logo included the Liberty Bell.

The first live television broadcast of the selection show announcing the NCAA tournament bracket:

1982.

The first time CBS was awarded the television rights for the NCAA tournament:

1982.

The first time a men's and women's team from the same school advanced to the Final Four in the same year:

1983, when both Georgia teams lost in the national semifinals.

The first time awards were presented to all participating teams in the NCAA championship tournament:

1984.

The first time 64 teams participated in the NCAA tournament:

1985.

The first time three teams from the same conference advanced to the Final Four:

1985, when Georgetown, St. John's (New York) and Villanova represented the Big East.

The first time all 64 NCAA tournament teams were subject to drug testing:

1987.

The first time neutral courts were used in all rounds of the NCAA tournament:

1989.

The first time all the Nos. 1 and 2 seeds in the NCAA tournament advanced to the Sweet Sixteen:

1989.

The first time a bearded coach advanced to the Final Four:

P.J. Carlesimo of Seton Hall in 1989.

The first time a minimum facility seating capacity of 12,000 for first and second rounds and regionals was established:

1993.

The first time three No. 1 seeds in the NCAA tournament advanced to the Final Four:

1993.

The first time two former Final Four most outstanding players returned to the Final Four:

1995, when North Carolina's Donald Williams (1993) and Arkansas' Corliss Williamson (1994) returned to the Final Four.

The first NCAA tournament MOP:

Marv Huffman of Indiana in 1940.

The first freshman named NCAA tournament MOP:

Annie Ferrin of Utah in 1944.

The first two-time NCAA tournament MOP:

Bob Kurland of Oklahoma State in 1945 and 1946.

The first NCAA tournament MOP not to play on the national championship team:

B.H. Born of Kansas in 1953.

The first football Heisman Trophy winner to play in the Final Four:

Terry Baker of Oregon State in 1963.

The first three-time NCAA tournament MOP:

Lew Alcindor of UCLA in 1967, 1968 and 1969.

The first player to play for two teams in the Final Four championship game:

Bob Bender with Indiana 1976 and Duke 1978.

The first coach to win the NCAA title in his first year as a head coach:

Steve Fisher of Michigan in 1989.

The First Team(s)...**To win 30 games in a season:**

Wyoming went 31-2 in 1943.

To win a football bowl game and the NCAA tournament title in the same academic year:

Oklahoma State won the Cotton Bowl and the NCAA championship in 1944-45.

To be ranked No. 1 in the final regular-season poll and go on to win the NCAA championship:

Kentucky ended the 1949 regular season ranked No. 1 and proceeded to win its second NCAA title.

To win the NCAA tournament and the NIT in the same year:

CCNY won both tournaments in 1950.

To play for the national championship in both football and basketball in the same academic year:

Oklahoma lost in both the Orange Bowl and the Final Four title game in 1987-88.

Representing the same school to be ranked No. 1 in the men's and women's polls:

Connecticut's men's and women's basketball programs were ranked No. 1 in their respective top 25 polls February 13, 1995.

The First Coach...**Who also happened to be the inventor of the game:**

Dr. James Naismith invented the game in December 1891 at Springfield College in Massachusetts.

To lead his team to a finish among the final four teams in the nation in his first season as a head coach:

Ray Meyer of DePaul in 1943.

To be recognized as coach of the year:

Phil Woolpert of San Francisco was named the 1955 coach of the year by United Press International.

To take two different schools to the NCAA championship game:

Frank McGuire in 1957 with North Carolina after St. John's (New York) in 1952.

To win the NCAA championship after playing for an NCAA championship team:

Bob Knight coached Indiana to the championship in 1976 after playing for the 1960 Ohio State champions.

To take two different teams to the Final Four:

Forddy Anderson and Frank McGuire. Anderson—Bradley in 1950 (first year) and Michigan State in 1957; McGuire—St. John's (New York) (first year) in 1952 and North Carolina in 1957.

To take two different teams to the NCAA tournament:

Ben Carnevale—North Carolina in 1946 (first year) and Navy in 1947.

To take three different teams to the NCAA tournament:

Eddie Hickey—Creighton in 1941 (first year), Saint Louis in 1952 and Marquette in 1959.

To take four different teams to the NCAA tournament:

Eddie Sutton—Creighton in 1974 (first year), Arkansas in 1977, Kentucky in 1986 and Oklahoma State in 1991.

The First Player...**To be named consensus all-American three times:**

John Wooden of Purdue from 1930-32.

To score 1,000 points in his career:

Christian Steinmetz of Wisconsin from 1903-05.

To score 50 points in one game:

Hank Luisetti of Stanford, who scored 50 in a win over Duquesne, January 1, 1938.

To popularize the jump shot:

Hank Luisetti of Stanford in 1936-38.

African-American to be named to the consensus all-America team:

Don Barksdale of UCLA in 1947.

To score 2,000 points in his career:

Jim Lacy of Loyola (Md.) scored 2,154 points in 1946-49.

To lead the nation in scoring during the regular season and play for the NCAA championship team in the same year:

Clyde Lovellette of Kansas in 1952.

To achieve 2,000 points and 2,000 rebounds in his career:

Tom Gola of La Salle scored 2,462 points and pulled down 2,201 rebounds in 1952-55.

To grab 50 rebounds in one game:

Bill Chambers of William and Mary brought down 51 boards against Virginia on February 14, 1953.

To grab 700 rebounds in a season:

Walt Dukes of Seton Hall brought down 734 boards during the 1953 season.

To score 100 points in a game:

Frank Selvy of Furman scored 100 points in a 149-95 victory over Newberry on February 13, 1954, in Greenville, South Carolina.

To score 1,000 points in a single season:

Frank Selvy of Furman scored 1,209 during the 1954 season.

To average 40 points a game for a season:

Frank Selvy of Furman averaged 41.7 points a game during the 1954 season.

To average 30 points a game for a career:

Frank Selvy of Furman averaged 32.5 points a game from 1952-54.

To average more than 20 points and 20 rebounds per game during his career:

Bill Russell of San Francisco from 1954-56. He averaged 20.7 points and 20.3 rebounds.

Recognized as the player of the year:

Tom Gola of La Salle was named the 1955 player of the year by United Press International.

To score 3,000 points in his career:

Pete Maravich of LSU scored 3,667 points from 1968-70.

To average 40 points a game for a career:

Pete Maravich of LSU averaged 44.2 points a game from 1968-70.

To lead the nation in scoring and rebounding in the same season:

Xavier McDaniel of Wichita State in 1985.

To make 400 three-point field goals in his career:

Doug Day of Radford hit 401 three-pointers from 1990-93.



Photo by Mike Duffy/NCAA Photos

2004 Results, All Divisions



2003-2004 Results—All Divisions

Following is an alphabetical listing of the 2003-04 season's game-by-game scores for the men's teams of the member colleges and universities of the National Collegiate Athletic Association.

Below each team's name and location appear the name of its 2003-04 head coach and his alma mater, where available. All other information is from the 2002-03 season. Divisional designation for each team is indicated in the upper right-hand corner of each listing.

Squares (■) indicate home games and daggers (†) indicate neutral-site games.

All records are restricted to varsity games between four-year college institutions.

The 2004-05 schedules and updated information can be found on the World Wide Web at www.ncaa.org.

ABILENE CHRISTIAN Abilene, TX 79699.....II

Coach: Klint Pleasant, Lipscomb 1998

2003-04 RESULTS (12-15)

96	Tex. Permian Basin ■	75
92	Paul Quinn ■	85
75	S'western Assemblie ■	54
102	St. Edward's.....	90
64	Southeastern Okla.....	66
69	East Central.....	73
115	Dallas Christian ■	62
84	St. Edward's ■	71
79	Rhema ■	41
70	Texas St.....	77
79	Cameron ■	75
62	Southwestern Okla. ■	70
66	Tarleton St.....	79
76	Central Okla. ■	73
54	Northeastern St. ■	67
85	Angelo St. ■	71
78	Midwestern St. ■	82
61	Eastern N.M.....	87
61	West Tex. A&M.....	76
68	Tex. A&M-Commerce ■	65
64	Tex. A&M-Kingsville ■	66
73	Tex. A&M-Commerce.....	91
58	Tex. A&M-Kingsville.....	83
82	Midwestern St.....	81
87	Angelo St.....	93
66	West Tex. A&M ■	67
75	Eastern N.M. ■	85

Nickname: Wildcats
Colors: Purple & White
Arena: Moody Coliseum
Capacity: 4,600; Year Built: 1968
AD: Jared Mosley
SID: Lance Fleming

ADAMS ST. Alamosa, CO 81102.....II

Coach: Larry Mortensen, Adams St. 1988

2003-04 RESULTS (17-14)

73	Westminster (Utah) ■	68
77	Northern Colo. ■	74
69	Humboldt St. †	89
63	BYU-Hawaii.....	87
74	Hawaii Pacific.....	71
82	Western N.M. †	66
83	Johnson & Wales (CO) †	68
50	Metro St. ■	102
50	Chadron St. ■	62
57	Utah Valley St.....	79
66	Westminster (Utah).....	61
90	Northwest Nazarene †	82
58	Regis (Colo.).....	74

74	Northern Colo.....	85
73	Neb.-Kearney ■	88
61	Fort Hays St. ■	50
66	Colorado Mines.....	63
64	Colo. Christian.....	75
68	Colorado St.-Pueblo ■	67
79	N.M. Highlands.....	68
72	Western St.....	64
76	UC-Colo. Spgs.....	65
92	Fort Lewis.....	78
45	Mesa St.....	75
98	Western St. ■	78
95	UC-Colo. Spgs. ■	68
64	Fort Lewis.....	85
60	Mesa St. ■	85
93	N.M. Highlands.....	92
66	Colorado St.-Pueblo.....	90
60	Metro St.....	88

Nickname: Grizzlies
Colors: Green & White
Arena: Plachy Hall
Capacity: 3,200; Year Built: 1960
AD: Jeff Geiser
SID: Chris Day

ADELPHI Garden City, NY 11530.....II

Coach: James Cosgrove, St. Anselm 1987

2003-04 RESULTS (15-13)

69	Mass.-Lowell.....	89
51	Dominican (N.Y.).....	40
77	Caldwell †	74
67	Molloy.....	66
77	Mercy.....	58
48	New Haven ■	67
71	Philadelphia U.....	84
77	St. Thomas Aquinas ■	55
69	Queens (N.Y.).....	71
50	Bridgeport.....	61
68	Dowling ■	51
80	Concordia (N.Y.).....	71
51	Queens (N.Y.) ■	48
66	Concordia (N.Y.) ■	57
66	Southampton.....	69
69	C.W. Post ■	65
74	Molloy ■	54
66	NYIT ■	74
61	NYIT.....	68
56	C.W. Post.....	70
72	Mercy ■	63
67	New Haven.....	80
57	Philadelphia U. ■	67
71	Southampton.....	57
53	St. Thomas Aquinas.....	74
60	Bridgeport ■	59
59	Dowling.....	57
54	NYIT.....	70

Nickname: Panthers
Colors: Black & Gold
Arena: Woodruff Hall
Capacity: 800; Year Built: 1929
AD: Robert E. Hartwell
SID: Suzette Thweatt

ADRIAN Adrian, MI 49221.....III

Coach: Buck Riley, Southwest Okla. 1967

2003-04 RESULTS (16-12)

71	Wilkes †	74
78	Elizabethtown.....	88
80	Elizabethtown †	77
68	Neumann †	62
80	Mich.-Dearborn ■	88
78	Concordia (Mich.) ■	66
87	Mich.-Dearborn.....	61
97	Notre Dame (Ohio).....	87
75	Indiana Tech †	92
78	Bluffton.....	67
78	Calvin.....	85
77	Hope ■	71
96	Tri-State ■	123
79	Alma.....	65
69	Albion.....	72
67	Kalamazoo.....	60
77	Siena Heights ■	76
85	Olivet.....	68
76	Calvin ■	62
83	Hope.....	87
106	Tri-State.....	117
94	Alma ■	74
56	Albion ■	74
74	Kalamazoo ■	71
62	Olivet.....	64
88	Olivet ■	67
86	Hope.....	82
67	Calvin †	93

Nickname: Bulldogs
Colors: Gold & Black
Arena: Merillat Center
Capacity: 1,350; Year Built: 1990
AD: C. Henry Mensing
SID: Aaron Klotz

AIR FORCE USAF Academy, CO 80840-5001.....I

Coach: Joe Scott, Princeton 1987

2003-04 RESULTS (22-7)

63	Ark.-Pine Bluff ■	40
86	Navy.....	46
38	Belmont.....	46
49	Auburn.....	68
56	Tex. A&M-Corp. Chris.....	53
67	Charleston So. ■	46
59	Prairie View †	46
49	California.....	44
71	Wis.-Milwaukee ■	49
72	Savannah St. ■	35
64	IPFW ■	44
65	Colorado St.....	57
68	New Mexico.....	42
61	Tex. A&M-Corp. Chris ■	37
74	Brigham Young ■	52
62	Utah ■	49
57	San Diego St.....	43
50	UNLV.....	63
83	Wyoming ■	71
52	Colorado St. ■	44
51	New Mexico ■	50
35	Tex.-Pan American.....	37
59	Utah.....	57
61	Brigham Young.....	67

72	UNLV ■	70
61	San Diego St. ■	49
52	Wyoming.....	47
48	Colorado St. †	60
52	North Carolina †	63

Nickname: Falcons
Colors: Blue & Silver
Arena: Clune Arena
Capacity: 5,939; Year Built: 1968
AD: Brad DeAustin
SID: Jerry Cross

AKRON Akron, OH 44325.....I

Coach: Dan Hipsher, Bowling Green 1977

2003-04 RESULTS (13-15)

66	Cincinnati.....	88
73	Radford.....	63
96	Hampton.....	82
78	James Madison ■	70
53	North Carolina.....	64
64	Duquesne ■	61
61	Cleveland St.....	59
85	Wright St.....	67
75	Western Mich. ■	83
73	Northern Ill. ■	66
60	Miami (Ohio).....	68
72	Bowling Green ■	77
79	Toledo.....	87
84	Ohio ■	76
75	Central Mich. ■	62
83	Buffalo.....	89
66	Kent St.....	77
85	Marshall ■	69
71	Ball St.....	77
54	Eastern Mich.....	77
48	Miami (Ohio) ■	44
79	Ohio.....	83
87	Central Mich.....	66
78	Drake ■	82
64	Kent St. ■	61
68	Marshall.....	78
60	Buffalo ■	68
72	Ball St.....	76

Nickname: Zips
Colors: Blue & Gold
Arena: James A. Rhodes Arena
Capacity: 5,942; Year Built: 1983
AD: Michael J. Thomas
SID: Gregg Bach

ALABAMA Tuscaloosa, AL 35487.....I

Coach: Mark Gottfried, Alabama 1987

2003-04 RESULTS (20-13)

62	Pittsburgh †	71
69	Louisiana Tech ■	63
83	Southeastern La. ■	76
71	Providence.....	76
79	Charlotte ■	72
65	Austin Peay ■	47
76	Chattanooga ■	72
87	Oregon †	86
101	Mercer ■	44
71	Wisconsin ■	56
47	Xavier.....	68
66	LSU.....	70
81	Arkansas ■	65
69	Auburn ■	46
45	Georgia.....	42
60	Mississippi.....	71
78	Florida ■	88
54	LSU ■	60
82	South Carolina.....	90
55	Kentucky.....	66

83	Tennessee ■	70
67	Vanderbilt ■	70
77	Mississippi St.	73
72	Auburn	71
84	Mississippi ■	69
72	Arkansas	68
81	Mississippi St. ■	82
84	Tennessee †	49
73	Florida †	75
65	Southern Ill. †	64
70	Stanford †	67
80	Syracuse †	71
71	Connecticut †	87

Nickname: Crimson Tide
 Colors: Crimson & White
 Arena: Coleman Coliseum
 Capacity: 15,043; Year Built: 1968
 AD: Mal Moore
 SID: Becky Hopf

ALABAMA A&M

Normal, AL 35762I

Coach: L. Vann Pettaway, Alabama A&M 1980

2003-04 RESULTS (13-17)

68	Jacksonville St.	74
65	Texas A&M	100
71	Eastern Ky. ■	65
89	Tuskegee ■	92
78	Tennessee St. ■	77
41	Georgia Tech	74
68	UAB	81
71	Eastern Ky.	107
79	Jackson St.	86
60	Grambling	86
71	Ark.-Pine Bluff ■	41
60	Mississippi Val. ■	72
65	Alabama St.	58
61	Southern U.	58
67	Alcorn St.	70
78	Prairie View ■	68
69	Texas Southern ■	64
81	Ark.-Pine Bluff	70
52	Mississippi Val.	61
64	Alabama St. †	73
69	Savannah St.	77
82	Southern U. ■	64
86	Alcorn St. ■	72
65	Prairie View	66
77	Texas Southern	92
73	Jackson St. ■	67
76	Grambling ■	81
86	Grambling †	80
83	Alcorn St. †	81
58	Alabama St. †	63

Nickname: Bulldogs
 Colors: Maroon & White
 Arena: Elmore Health Science Building
 Capacity: 6,000; Year Built: 1973
 AD: James A. Martin Sr.
 SID: TBA

ALABAMA ST.

Montgomery, AL 36101-0271I

Coach: Rob Spivery, Ashland 1972

2003-04 RESULTS (16-15)

76	N.C. A&T †	42
57	Birmingham-So.	67
49	South Ala.	66
48	Middle Tenn.	71
75	Florida A&M ■	69
62	Middle Tenn. ■	67
43	Nevada	70
53	UC Santa Barb. †	63
44	Mississippi	68
60	Grambling	53
54	Jackson St.	60
47	Mississippi Val. ■	60
54	Ark.-Pine Bluff ■	61

58	Alabama A&M ■	65
70	Alcorn St.	77
71	Southern U.	70
69	Texas Southern ■	51
68	Prairie View ■	42
58	Mississippi Val.	72
67	Ark.-Pine Bluff	52
73	Alabama A&M †	64
65	Alcorn St. ■	45
68	Southern U. ■	61
59	Texas Southern	62
79	Prairie View	57
66	Grambling ■	52
65	Jackson St. ■	54
63	Southern U. †	62
59	Jackson St. †	56
63	Alabama A&M †	58
61	Duke †	96

Nickname: Hornets
 Colors: Black & Gold
 Arena: Joe L. Reed Acadome
 Capacity: 8,000; Year Built: 1992
 AD: TBA
 SID: Ronnie Johnson

UAB

Birmingham, AL 35294-0110I

Coach: Mike Anderson, Tulsa 1982

2003-04 RESULTS (22-10)

94	Ga. Southern ■	73
83	Richmond ■	75
90	Birmingham-So. ■	67
84	Mississippi St.	86
62	Western Mich. †	69
68	Va. Commonwealth	58
81	Alabama A&M ■	68
79	Louisiana Tech ■	67
62	LSU †	78
66	Marshall ■	68
90	South Ala. ■	75
71	East Caro.	68
64	Houston ■	42
64	DePaul	75
86	South Fla. ■	47
69	Charlotte	62
80	Tulane ■	59
72	St. Louis ■	52
55	Louisville	73
69	Southern Miss.	65
72	East Caro. ■	69
80	Cincinnati ■	69
66	Memphis	73
69	Tulane	74
87	Marquette ■	69
61	South Fla.	59
87	TCU ■	62
77	Charlotte †	66
74	DePaul †	75
102	Washington †	100
76	Kentucky †	75
74	Kansas †	100

Nickname: Blazers
 Colors: Forest Green & Old Gold
 Arena: Bartow Arena
 Capacity: 8,500; Year Built: 1987
 AD: Watson Jordan
 SID: Aaron Brown

ALA.-HUNTSVILLE

Huntsville, AL 35899II

Coach: Lennie Acuff, Shorter 1988

2003-04 RESULTS (14-13)

76	Columbus St. †	86
52	Rollins †	65
81	Oakland City	64
71	Athens St.	54
63	LeMoyne-Owen †	59
75	Miles	69
63	Oakland City ■	58

56	Carson-Newman	65
72	Miles ■	60
85	Harding	81
76	Athens St. ■	77
74	Carson-Newman ■	56
47	West Fla. ■	49
46	Valdosta St. ■	53
64	Montevallo	68
58	West Ala.	47
63	Lincoln Memorial	61
67	West Ga. ■	81
75	North Ala.	72
71	Fla. Gulf Coast ■	82
73	West Ala. ■	55
71	Montevallo ■	73
54	Valdosta St.	62
57	West Fla.	44
89	Lincoln Memorial ■	64
73	West Ga.	94
70	North Ala. ■	80

Nickname: Chargers
 Colors: Royal Blue & White
 Arena: Spragins Hall
 Capacity: 2,000; Year Built: 1977
 AD: James E. Harris
 SID: Antoine Bell

ALAS. ANCHORAGE

Anchorage, AK 99508II

Coach: Charlie Bruns, Eastern Wash. 1968

2003-04 RESULTS (20-10)

101	Hawaii Pacific ■	72
94	Eastern Ore. ■	70
80	Hawaii Pacific ■	67
57	Seton Hall ■	62
80	Texas St. ■	59
72	Canisius ■	67
83	Seattle Pacific ■	89
100	Western Wash. ■	82
65	Notre Dame de Namur †	52
86	Chaminade	72
76	Hawaii Pacific	73
108	Columbia Union †	51
67	Lake Superior St. †	60
71	Alas. Fairbanks ■	68
66	Humboldt St.	78
69	Western Ore.	78
84	Northwest Nazarene ■	82
52	Seattle ■	51
80	St. Martin's	69
82	Central Wash.	91
56	Alas. Fairbanks	70
95	Western Ore. ■	76
67	Humboldt St. ■	69
59	Seattle	55
71	Northwest Nazarene	82
74	Central Wash. ■	47
86	St. Martin's ■	70
80	Western Wash.	87
75	Seattle Pacific	73
61	BYU-Hawaii †	67

Nickname: Seawolves
 Colors: Green & Gold
 Arena: Wells Fargo Sports Complex
 Capacity: 1,250; Year Built: 1977
 AD: Steve Cobb
 SID: Nate Sagan

ALAS. FAIRBANKS

Fairbanks, AK 99775-7500II

Coach: Al Sokaitis, North Adams St. 1976

2003-04 RESULTS (23-7)

109	S'western (Ariz.) ■	49
96	S'western (Ariz.) ■	51
66	Texas-San Antonio ■	48
51	Washington St. ■	57
47	St. Mary's (Cal.) ■	71

75	Western Wash. ■	80
81	Seattle Pacific ■	76
90	Sonoma St. †	82
80	Cal St. Chico †	75
84	Lake Superior St. ■	73
102	Columbia Union ■	68
68	Alas. Anchorage	71
69	Western Ore.	68
58	Humboldt St.	70
92	Seattle ■	59
80	Northwest Nazarene ■	79
80	Central Wash.	87
92	St. Martin's	84
70	Alas. Anchorage ■	56
69	Humboldt St. ■	62
77	Western Ore. ■	66
70	Northwest Nazarene	65
79	Seattle	64
94	St. Martin's ■	67
90	Central Wash. ■	83
99	Seattle Pacific	87
100	Western Wash.	88
91	Cal St. Bakersfield †	82
82	Cal St. San B'dino	78
60	Humboldt St. †	64

Nickname: Nanooks
 Colors: Blue & Gold
 Arena: Patty Center
 Capacity: 2,000; Year Built: 1962
 AD: Cory Schwartz
 SID: Scott Wilson

ALBANY ST. (GA.)

Albany, GA 31705II

Coach: John Davis, Albany St. (Ga.) 1969

2003-04 RESULTS (17-11)

79	GC&SU	65
73	Clayton St. ■	78
70	GC&SU ■	62
87	LeMoyne-Owen	68
61	Miles	70
67	Clayton St.	82
72	West Ga. †	74
80	Stillman	69
90	Tuskegee	88
81	Lane ■	77
69	Kentucky St. ■	64
51	Fort Valley St.	64
69	Benedict	73
69	Paine	59
88	Lane	96
67	Kentucky St.	63
105	LeMoyne-Owen ■	54
64	Miles ■	62
68	Morehouse ■	74
93	Clark Atlanta ■	81
90	Stillman ■	73
80	Tuskegee ■	71
109	Clark Atlanta	88
83	Morehouse	88
68	Fort Valley St. ■	66
62	Benedict ■	67
69	Paine ■	62
63	Miles †	68

Nickname: Golden Rams
 Colors: Blue & Gold
 Arena: HPER Gym Complex
 Capacity: 4,000; Year Built: 1998
 AD: John I. Davis
 SID: Edythe Bradley

ALBANY (N.Y.)

Albany, NY 12222I

Coach: Will Brown, Dowling 1995

2003-04 RESULTS (5-23)

50	Siena	71
54	Pittsburgh	83
65	Colgate	68

68 Army ■	62
65 Long Island	78
69 Sacred Heart ■	75
63 Lehigh ■	55
66 Massachusetts	82
59 Wagner ■	69
62 UMBC ■	67
62 Boston U. ■	79
57 New Hampshire	52
70 Northeastern	77
53 Binghamton ■	59
50 Maine	56
61 Stony Brook	65
48 Hartford	57
48 Vermont ■	53
55 Boston U.	67
64 UMBC	60
54 New Hampshire ■	60
46 Binghamton	58
36 Maine ■	48
74 Stony Brook ■	81
77 Hartford ■	59
45 Vermont	77
62 Northeastern ■	80
38 New Hampshire †	43

Nickname: Great Danes
 Colors: Purple & Gold
 Arena: Recreation & Convocation Center
 Capacity: 5,000; Year Built: 1992
 AD: Lee McElroy
 SID: Brian DePasquale

ALBERTUS MAGNUS

New Haven, CT 06511-1189 ...III

Coach: Bob McMahon, Boston U. 1976

2003-04 RESULTS (3-22)

63 Western Conn. St. ■	85
78 Newbury ■	82
64 Westfield St. ■	80
67 Connecticut Col.	92
73 Wesleyan (Conn.) ■	97
54 Coast Guard ■	73
66 Southern Vt.	75
71 Suffolk	79
77 Western New Eng. ■	71
74 Daniel Webster ■	70
66 Norwich ■	85
77 Emmanuel (Mass.)	91
59 Johnson & Wales ■	72
77 Rivier	71
74 Daniel Webster	76
65 Southern Vt. ■	76
64 Western New Eng.	84
69 Emmanuel (Mass.) ■	83
66 Rivier ■	76
64 Emerson	74
60 Emerson ■	75
52 Eastern Conn. St. ■	78
76 Johnson & Wales	107
67 Suffolk ■	84
65 Norwich	68

Nickname: Falcons
 Colors: Royal Blue & White
 Arena: Cosgrove Marcus Messer Center
 Capacity: 700; Year Built: 1989
 AD: Jay Moran
 SID: Jeff Mills

ALBION

Albion, MI 49224III

Coach: Mike Turner, Albion 1969

2003-04 RESULTS (20-7)

82 Davenport ■	56
90 Elmira ■	59
70 Spring Arbor	51
90 Northwood	83

70 Manchester ■	52
68 DePauw	73
60 Eastern Mich.	81
73 North Park	70
70 Dominican (Ill.)	60
70 Kenyon ■	43
54 SCAD ■	57
58 Olivet	62
77 Calvin ■	71
61 Hope ■	71
108 Tri-State	94
72 Adrian ■	69
84 Alma	48
64 Kalamazoo ■	49
80 Olivet ■	55
65 Calvin	100
76 Hope	60
87 Tri-State ■	84
74 Adrian	56
79 Alma ■	52
64 Kalamazoo	59
94 Alma ■	52
61 Calvin †	74

Nickname: Britons
 Colors: Purple & Gold
 Arena: Kresge Gymnasium
 Capacity: 1,400; Year Built: 1925
 AD: Troy VanAken
 SID: Bobby Lee

ALBRIGHT

Reading, PA 19612-5234III

Coach: Rick Ferry, Susquehanna 1985

2003-04 RESULTS (17-10)

102 Pitt.-Greensburg ■	90
58 Richard Stockton ■	50
84 Wilkes ■	68
85 Dickinson ■	65
70 Lebanon Valley ■	71
83 Elizabethtown	78
86 Lincoln (Pa.) †	66
78 Rowan	83
80 Villa Julie	88
75 Alvernia	76
86 DeSales	96
75 Widener	80
74 Chestnut Hill ■	61
67 Messiah ■	66
80 Moravian ■	65
82 Juniata	86
77 Susquehanna	84
75 Elizabethtown ■	64
78 Lebanon Valley	76
67 Messiah	64
84 Widener ■	70
77 Juniata ■	75
80 Moravian	72
76 Susquehanna ■	72
87 Elizabethtown ■	99
87 Johns Hopkins ■	78
72 DeSales	73

Nickname: Lions
 Colors: Red & White
 Arena: Bollman Center
 Capacity: 2,500; Year Built: 1950
 AD: Stephen George
 SID: Jeff Feiler

ALCORN ST.

Alcorn State, MS 39096-7500...I

Coach: Samuel West, Texas Southern 1977

2003-04 RESULTS (11-18)

67 Southern Miss.	79
59 Tex. A&M-Corp. Chris	99

63 Stephen F. Austin ■	80
49 Ark.-Little Rock	84
49 Stephen F. Austin	56
70 Jacksonville St. ■	68
41 Jacksonville St.	74
49 Texas Southern	72
74 Prairie View	67
71 Jackson St. ■	78
61 Grambling ■	75
42 Mississippi Val.	68
64 Ark.-Pine Bluff	51
77 Alabama St. ■	70
70 Alabama A&M ■	67
73 Tex. A&M-Corp. Chris ■	84
73 Southern U.	84
52 Tex.-Pan American	74
66 Jackson St.	59
78 Grambling	77
52 Mississippi Val. ■	79
66 Ark.-Pine Bluff ■	62
45 Alabama St.	65
72 Alabama A&M	86
64 Southern U. ■	71
73 Texas Southern ■	56
87 Prairie View ■	64
67 Mississippi Val. †	66
81 Alabama A&M †	83

Nickname: Braves
 Colors: Purple & Gold
 Arena: Davey L. Whitney Complex
 Capacity: 7,000; Year Built: 1974
 AD: Robert H. J. Raines
 SID: Tyrone C. Broxton

ALDERSON-BROADDUS

Philippi, WV 26416II

Coach: Greg Zimmerman, Alderson-Broaddus 1978

2003-04 RESULTS (27-7)

78 Clarion †	67
93 Penn St.-New Kens. †	60
83 Mesa St. †	70
59 Colorado St.-Pueblo	75
98 Pitt.-Johnstown ■	84
65 West Virginia St. †	81
84 Seattle Pacific	82
79 Seattle	77
90 West Liberty St.	62
77 Salem Int'l	75
73 Ohio Valley ■	67
90 Wheeling Jesuit ■	83
84 Shepherd ■	63
83 Bluefield St.	57
78 West Va. Tech	91
99 West Virginia St. ■	97
68 Charleston (W.V.) ■	79
105 Concord	107
71 Fairmont St. ■	44
88 Davis & Elkins ■	56
81 West Va. Wesleyan	67
91 Glenville St. ■	72
96 Davis & Elkins	71
68 Pitt.-Johnstown	75
84 West Va. Wesleyan ■	64
70 Shepherd	41
94 Glenville St.	70
75 Ohio Valley ■	61
85 Shepherd †	72
85 Salem Int'l †	73
95 West Virginia St. †	92
85 Mount Olive †	80
87 West Virginia St. †	71
77 Pfeiffer	106

Nickname: Battlers
 Colors: Blue, Gray & Gold
 Arena: Rex Pyles Arena
 Capacity: 2,500; Year Built: 1968
 AD: Jerrell D. Long
 SID: Michelle Odoi

ALFRED

Alfred, NY 14802III

Coach: Jay Murphy, Brockport St. 1981

2003-04 RESULTS (3-22)

58 Polytechnic (N.Y.) †	60
74 New England Col. †	70
58 Hilbert	70
62 Allegheny	85
63 Cortland St. ■	65
51 Geneseo St. ■	70
63 Potsdam St. ■	72
75 St. Lawrence ■	88
68 Centre	85
83 Berea †	90
53 Pitt.-Bradford	77
68 Utica ■	90
74 Hartwick ■	55
61 Rochester Inst.	79
63 Nazareth	84
61 St. John Fisher	73
66 Elmira ■	76
70 Ithaca ■	75
63 Hartwick	58
59 Utica	80
63 St. John Fisher ■	89
61 Ithaca	72
46 Elmira	64
72 Nazareth ■	81
62 Rochester Inst. ■	74

Nickname: Saxons
 Colors: Purple & Gold
 Arena: James A. McLane Physical
 Capacity: 3,200; Year Built: 1971
 AD: James M. Moretti
 SID: Mark Whitehouse

ALLEGHENY

Meadville, PA 16335III

Coach: Rob Clune, Albany St. (Ga.) 1981

2003-04 RESULTS (11-15)

78 Wash. & Jeff. †	88
59 Grove City †	82
86 La Roche ■	77
49 St. John Fisher ■	74
85 Alfred ■	62
64 Wittenberg ■	72
67 Penn St.-Behrend	75
75 Westminster (Pa.) ■	64
72 Wabash	79
71 Earlham	75
83 Thiel	78
79 Kenyon ■	72
74 Hiram	85
63 Ohio Wesleyan	79
82 Oberlin ■	48
91 Denison	76
64 Wooster ■	82
75 Kenyon	61
66 St. Vincent	70
72 Hiram ■	62
74 Denison ■	46
53 Wooster	72
54 Ohio Wesleyan ■	70
64 Oberlin	63
66 Wittenberg	85
68 Wabash	73

Nickname: Gators
 Colors: Blue & Gold
 Arena: Wise Center
 Capacity: 1,000; Year Built: 1997
 AD: Larry Lee
 SID: Ken Baker

ALMA

Alma, MI 48801III

Coach: Ed Kohtala, Maine 1981

2003-04 RESULTS (3-23)

75 Bluffton †	76
100 Bethany (W.V.) †	102
75 Wayne St. (Mich.)	105
82 Saginaw Valley	91
69 Manchester ■	82
79 Bethel (Ind.)	105
81 Trinity Int'l †	70
59 Elmhurst	78
99 Grace Bible (Mich.) ■	92
72 North Central ■	79
55 Spring Arbor ■	80
66 Kalamazoo ■	71
89 Tri-State	95
65 Olivet	81
65 Adrian ■	79
45 Calvin	95
48 Albion ■	84
59 Hope ■	86
60 Kalamazoo	69
98 Tri-State ■	106
76 Olivet ■	61
74 Adrian	94
73 Calvin ■	97
52 Albion	79
70 Hope	88
52 Albion	94

Nickname: Scots
 Colors: Maroon & Cream
 Arena: Cappaert Gymnasium
 Capacity: 3,000; Year Built: 1967
 AD: James Cole/Dennis Griffin
 SID: Greg Baadie

ALVERNIA

Reading, PA 19607III

Coach: John McCloskey, Kutztown 1964

2003-04 RESULTS (21-7)

83 Penn St.-Berks ■	57
65 Lebanon Valley ■	51
82 Cheyney ■	84
82 Cabrini ■	79
58 Marywood	46
87 Old Westbury †	65
64 Frank. & Marsh.	72
66 Arcadia ■	54
76 Albright ■	75
85 Ramapo	91
77 Eastern ■	70
73 Misericordia ■	54
73 Neumann	67
69 Arcadia	56
96 Villa Julie ■	75
75 Wesley	63
86 Gwynedd-Mercy ■	78
66 Cabrini	70
57 Eastern	54
75 Neumann ■	68
104 Marywood ■	63
64 Misericordia	51
73 Wesley ■	53
68 Gwynedd-Mercy	78
71 Neumann ■	69
62 Gwynedd-Mercy	83
74 Westminster (Pa.) ■	57
68 Lebanon Valley †	71

Nickname: Crusaders
 Colors: Maroon & Gold
 Arena: Physical Education Center
 Capacity: 1,500; Year Built: 1987
 AD: John McCloskey
 SID: Jon King

AMERICAN

Washington, DC 20016I

Coach: Jeff Jones, Virginia 1982

2003-04 RESULTS (18-13)

48 Maryland	79
63 Delaware ■	72
54 Fairleigh Dickinson	55
83 Radford	69
82 Elon	85
65 UNC Greensboro ■	45
57 Howard	53
63 St. Francis (Pa.)	75
74 Notre Dame	78
69 Pepperdine †	82
73 Bowling Green †	64
71 East Tenn. St. †	66
84 Yale ■	73
72 Niagara ■	75
58 Bucknell ■	55
80 Navy	58
58 Lehigh ■	63
74 Colgate	71
62 Holy Cross	59
83 Lafayette ■	86
60 Army ■	46
62 Bucknell	67
71 Navy ■	49
65 Lehigh	86
65 Holy Cross ■	51
65 Colgate ■	62
54 Army	48
90 Lafayette	82
65 Army †	48
65 Colgate †	55
57 Lehigh	59

Nickname: Eagles
 Colors: AU Red & Blue
 Arena: Bender Arena
 Capacity: 4,500; Year Built: 1988
 AD: Joni Comstock
 SID: Shaun May

AMERICAN INT'L

Springfield, MA 01109-3189II

Coach: Arthur Luptowski,
 Bloomsburg 1973

2003-04 RESULTS (10-18)

75 Dowling	70
71 N.J. Inst. of Tech.	50
62 Merrimack ■	71
66 Bentley ■	76
71 St. Michael's	68
53 Le Moyne	61
62 Pace	71
64 St. Anselm ■	87
74 Queens (N.Y.) ■	66
56 Merrimack	70
59 New Haven ■	70
68 St. Rose ■	69
55 Southern Conn. St. ■	51
73 Assumption ■	50
56 Bryant	79
56 Mass.-Lowell ■	63
48 Southern N.H.	64
72 Franklin Pierce	69
86 St. Anselm	77
47 Le Moyne ■	60
56 St. Michael's ■	59
59 Bryant ■	72
58 Assumption	79
75 Southern N.H. ■	79
65 Mass.-Lowell	87
88 Franklin Pierce ■	70
66 Stonehill	61
64 Bryant	76

Nickname: Yellow Jackets
 Colors: Gold, White & Black

Arena: Henry A. Butova Gym
 Capacity: 2,500; Year Built: 1965
 AD: Robert E. Burke
 SID: George Sylvester

AMHERST

Amherst, MA 01002III

Coach: David Hixon, Amherst 1975

2003-04 RESULTS (27-5)

104 Gordon ■	72
98 Framingham St. ■	53
104 Mass. Liberal Arts ■	52
81 Clark (Mass.)	66
90 Western New Eng. †	53
80 Springfield	70
79 Worcester St. ■	58
87 Johnson & Wales (Fl.) †	52
81 Salve Regina	40
78 Williams ■	62
108 Wesleyan (Conn.) ■	81
81 Colby ■	52
93 Bowdoin ■	63
79 Elms	47
91 Middlebury	67
80 Williams	84
70 Westfield St.	64
99 Tufts ■	54
71 Bates ■	57
89 Colby-Sawyer	66
66 Trinity (Conn.) ■	68
90 Brandeis	61
103 Connecticut Col.	68
80 Wesleyan (Conn.)	77
77 Wesleyan (Conn.) ■	65
87 Trinity (Conn.) †	78
67 Williams	79
113 Plymouth St. ■	85
92 New Jersey City †	74
82 Frank. & Marsh.	70
81 Williams †	86
85 John Carroll †	96

Nickname: Lord Jeffs
 Colors: Purple & White
 Arena: Lefrak Gymnasium
 Capacity: 2,450; Year Built: 1986
 AD: Peter J. Gooding
 SID: Kevin Graber

ANDERSON (IND.)

Anderson, IN 46012-3495III

Coach: Denny Lehnus, Anderson 1965

2003-04 RESULTS (8-18)

68 Maryville (Mo.) †	76
68 Webster	75
118 Ind.-Northwest ■	55
75 Cardinal Stritch ■	93
59 Ohio Dominican	86
78 Urbana ■	65
48 Ball St.	83
66 Rose-Hulman ■	60
119 Ind.-East ■	69
74 Latin American Bible	72
120 Redlands	130
88 Mt. St. Joseph ■	86
98 Transylvania	104
55 Hanover	64
83 Franklin	81
62 Defiance	80
53 Bluffton ■	58
49 Manchester	72
73 Transylvania ■	72
44 Hanover	60
52 Franklin ■	72
75 Defiance ■	80
62 Bluffton	80
66 Manchester ■	69
58 Mt. St. Joseph	61
66 Manchester	76

Nickname: Ravens

Colors: Orange & Black
 Arena: O.C. Lewis Gym
 Capacity: 3,000; Year Built: 1962
 AD: Michael Zapolski
 SID: Justin Bates

ANDERSON (S.C.)

Anderson, SC 29621II

Coach: Doug Novak, Tennessee 1990

2003-04 RESULTS (13-15)

70 GC&SU †	54
71 Lander	61
55 North Greenville	67
62 Georgia St.	79
56 Erskine	49
67 Coker ■	63
83 Newberry ■	71
50 Newberry	65
75 St. Andrews ■	76
70 Queens (N.C.)	80
57 North Greenville ■	50
95 Belmont Abbey	104
75 Pfeiffer ■	88
56 Limestone	53
62 Mount Olive	65
52 Barton	67
76 Erskine ■	58
80 St. Andrews	61
49 Belmont Abbey ■	55
78 Pfeiffer	86
60 Barton ■	63
85 Limestone ■	78
81 Lees-McRae ■	86
75 Coker	60
79 Lees-McRae	73
72 Mount Olive ■	92
99 Queens (N.C.) ■	97
69 Coker	74

Nickname: Trojans
 Colors: Gold & Black
 Arena: Abney Athletic Center
 Capacity: 1,000; Year Built: 1979
 AD: Robert G. Beville
 SID: Cobb Oxford

ANGELO ST.

San Angelo, TX 76909II

Coach: Joe Esposito, Marist 1988

2003-04 RESULTS (12-15)

109 Hillsdale Free Will ■	48
79 Howard Payne ■	86
65 Cameron ■	61
87 SW'ern of Chr. Min. ■	58
95 Baptist Bible (Mo.) ■	68
81 East Central	74
87 Southeastern Okla.	90
85 Western N.M. ■	59
92 Rhema ■	48
76 Western N.M.	83
70 Southwestern Okla. ■	55
88 Cameron ■	70
55 Tarleton St.	76
57 Northeastern St. ■	49
75 Central Okla. ■	76
71 Abilene Christian	85
74 Midwestern St. ■	77
79 West Tex. A&M	94
78 Eastern N.M.	83
63 Tex. A&M-Kingsville ■	77
75 Tex. A&M-Commerce ■	73
56 Tex. A&M-Kingsville	69
63 Tex. A&M-Commerce	83
79 Midwestern St.	87
93 Abilene Christian ■	87
73 Eastern N.M. ■	81
72 West Tex. A&M ■	77

Nickname: Rams
 Colors: Blue & Gold
 Arena: Junell Center/Stephens Arena
 Capacity: 5,500; Year Built: 2001
 AD: Jerry Vandergriff
 SID: M.L. Stark Hinkle

ANNA MARIA

Paxton, MA 01612-1198.....III

Coach: David Shea, Anna Maria 1993

2003-04 RESULTS (7-18)

56	Lasell †	78
72	Newbury †	76
90	Coast Guard ■	71
66	WPI.....	86
68	Becker ■	55
71	Western New Eng.....	85
72	Fitchburg St. ■	65
48	Newbury.....	66
79	Worcester St.....	95
58	Roger Williams ■	85
62	Eastern Nazarene ■	69
65	Roger Williams.....	78
63	Salve Regina ■	79
73	Eastern Nazarene.....	68
88	Wentworth Inst. ■	76
70	New England.....	81
76	Curry ■	77
79	Nichols.....	77
48	Endicott.....	74
74	New England Col.....	76
55	Gordon ■	76
59	Salve Regina.....	85
86	Nichols ■	89
58	Curry.....	91
86	Colby-Sawyer ■	79

Nickname: AMCATS
 Colors: Royal Blue & White
 Arena: Fuller Activities Center
 Capacity: 500; Year Built: 1986
 AD: Leonard Smith
 SID: David Gentleman

APPALACHIAN ST.

Boone, NC 28608.....I

Coach: Houston Fancher,
 Middle Tenn. 1988

2003-04 RESULTS (9-21)

65	Monmouth †	69
67	Boston College †	92
59	La Salle †.....	48
62	George Washington.....	76
63	St. Francis (N.Y.) †	68
72	Citadel.....	62
80	George Washington ■	77
92	Piedmont ■	36
64	Charlotte.....	85
85	Southern Methodist.....	82
78	Tennessee Tech.....	86
48	Vanderbilt.....	63
58	James Madison ■	55
58	South Carolina.....	78
81	Elon ■	58
92	Wofford.....	99
94	Chattanooga.....	77
61	UNC Greensboro ■	74
80	East Tenn. St. ■	93
69	Elon.....	76
74	Furman.....	85
77	Ga. Southern ■	81
63	East Tenn. St.....	66
63	Col. of Charleston.....	65
62	Western Caro. ■	64
82	UNC Greensboro.....	60
49	Chattanooga ■	74
63	Davidson ■	64
69	Western Caro.....	86
61	Col. of Charleston †	71

Nickname: Mountaineers
 Colors: Black & Gold
 Arena: Holmes Convocation Center
 Capacity: 8,325; Year Built: 2000
 AD: Roachel Laney
 SID: Kelby Siler

ARCADIA

Glenside, PA 19038-3295.....III

Coach: Patrick Dorney, Lebanon Valley

2003-04 RESULTS (3-22)

49	Point Park †	64
41	Keystone †	46
48	Muhlenberg.....	56
57	Eastern.....	64
52	Richard Stockton ■	63
47	Hampden-Sydney.....	95
70	New Jersey City †	80
54	Alvernia.....	66
47	Rutgers-Camden.....	68
70	Delaware Valley.....	73
60	Gwynedd-Mercy ■	67
70	Marywood ■	61
56	Alvernia ■	69
29	Misericordia.....	73
54	Neumann.....	72
47	Cabrini ■	62
67	Wesley ■	63
57	Gwynedd-Mercy.....	72
60	Marywood.....	77
58	Eastern ■	60
56	Wesley.....	77
74	Chestnut Hill ■	69
58	Misericordia ■	76
57	Cabrini.....	81
58	Neumann ■	65

Nickname: Knights
 Colors: Scarlet & Gray
 Arena: Kuch Center
 Capacity: 1,500; Year Built: 1993
 AD: Shirley M. Liddle
 SID: Tom Carlin

ARIZONA

Tucson, AZ 85721-0096.....I

Coach: Lute Olson, Augsburg 1956

2003-04 RESULTS (20-10)

107	Northern Ariz. ■	73
77	Florida †	78
68	St. Louis.....	67
91	Texas †	83
85	Marquette ■	75
84	St. Mary's (Cal.) ■	78
83	San Diego St. ■	71
107	Liberty ■	91
72	La-Lafayette ■	69
93	Arizona St.....	74
95	California ■	75
72	Stanford ■	82
90	Southern California.....	99
97	UCLA.....	72
109	Oregon St. ■	75
90	Oregon ■	66
83	Washington.....	96
61	Washington St.....	57
83	California.....	87
77	Stanford.....	80
97	Southern California ■	70
107	UCLA ■	83
100	Oregon.....	87
84	Oregon St.....	90
84	Washington.....	89
72	Washington St. ■	60
106	Arizona St. ■	81
79	Southern California †	76
85	Washington †	90
76	Seton Hall †	80

Nickname: Wildcats
 Colors: Cardinal & Navy
 Arena: McKale Center
 Capacity: 14,545; Year Built: 1973
 AD: Jim Livengood
 SID: Richard Paige

ARIZONA ST.

Tempe, AZ 85287-2505.....I

Coach: Rob Evans,
 New Mexico St. 1968

2003-04 RESULTS (10-17)

89	Ark.-Little Rock ■	72
83	Cal St. Fullerton ■	76
77	UC Riverside ■	68
60	Nebraska.....	66
70	Temple ■	66
61	Northwestern.....	63
81	McNeese St. ■	61
89	San Diego ■	70
76	Western Mich. ■	81
74	Arizona ■	93
62	Stanford.....	63
62	California ■	74
58	UCLA.....	66
100	Southern California.....	85
76	Oregon ■	83
83	Oregon St. ■	79
56	Washington St.....	63
81	Washington.....	90
51	Stanford.....	81
83	California.....	85
74	UCLA ■	62
84	Southern California ■	93
61	Oregon St.....	68
86	Oregon.....	75
76	Washington St. ■	83
72	Washington ■	96
81	Arizona.....	106

Nickname: Sun Devils
 Colors: Maroon & Gold
 Arena: Wells Fargo Arena
 Capacity: 14,198; Year Built: 1974
 AD: Eugene Smith
 SID: Doug Tammario

ARKANSAS

Fayetteville, AR 72701.....I

Coach: Stan Heath, Eastern Mich. 1988

2003-04 RESULTS (12-16)

89	Nicholls St. ■	60
64	Grambling ■	46
85	Jacksonville †	65
77	Oral Roberts ■	71
61	Illinois †	84
78	Southeast Mo. St. ■	68
68	Louisiana Tech ■	56
58	Oklahoma St. ■	73
59	Western Caro. ■	62
81	Tulsa.....	74
96	North Texas ■	61
55	LSU.....	66
62	Mississippi St.....	80
65	Alabama.....	81
86	Mississippi ■	78
63	Auburn.....	70
70	Vanderbilt.....	62
50	Georgia.....	71
74	Auburn ■	52
52	LSU.....	65
65	Tennessee.....	69
70	Mississippi St. ■	77
56	Kentucky.....	73
82	South Carolina ■	66
68	Florida ■	73
68	Alabama ■	72
45	Mississippi.....	55
81	South Carolina †	91

Nickname: Razorbacks
 Colors: Cardinal & White
 Arena: Bud Walton Arena
 Capacity: 19,200; Year Built: 1993
 AD: J. Frank Broyles
 SID: Robby Edwards

ARKANSAS ST.

State University, AR 72467.....I

Coach: Dickey Nutt, Oklahoma St. 1982

2003-04 RESULTS (17-11)

74	Mississippi.....	69
98	West Ala. ■	57
87	Harding ■	81
63	Toledo ■	64
106	Sam Houston St. ■	87
64	Liberty.....	63
78	Southern Miss. ■	71
84	Ark.-Pine Bluff ■	52
64	TCU.....	58
61	Penn St. †	73
80	Northwestern St. †	77
55	Florida Int'l.....	46
79	Western Ky. ■	76
65	Ark.-Little Rock.....	75
86	Middle Tenn.....	92
66	Western Ky.....	74
65	Denver ■	66
73	North Texas ■	87
57	Ark.-Little Rock ■	56
94	New Orleans ■	74
56	South Ala.....	54
67	Tex.-Pan American.....	70
82	Florida Int'l ■	57
69	Middle Tenn. ■	70
62	La.-Lafayette.....	82
82	New Mexico St.....	73
83	Tex.-Pan American ■	70
78	Ark.-Little Rock †	83

Nickname: Indians
 Colors: Scarlet & Black
 Arena: Convocation Center
 Capacity: 10,563; Year Built: 1987
 AD: Dean Lee
 SID: Bill Bowen

ARKANSAS TECH

Russellville, AR 72801-2222.....II

Coach: Rick McCormick,
 Okla. Sci. & Arts 1979

2003-04 RESULTS (7-20)

50	Southwestern Okla. ■	52
60	Southeastern Okla. ■	67
62	Lyon ■	64
52	West Fla.....	61
84	Edward Waters †	77
76	Lyon.....	82
61	Southwestern Okla.....	73
55	Northeastern St. ■	80
58	Southeastern Okla.....	86
79	Ozarks (Ark.) ■	66
54	Ark.-Monticello.....	70
64	Southern Ark.....	79
44	Central Ark. ■	59
70	Christian Bros.....	84
66	Ouachita Baptist ■	80
87	Fla. Gulf Coast ■	80
69	Henderson St.....	74
73	Harding ■	98
92	Delta St.....	79
80	Ark.-Monticello ■	76
87	Southern Ark. ■	81
70	Central Ark.....	87
61	Christian Bros. ■	71
59	Ouachita Baptist.....	90
75	Henderson St. ■	80
76	Harding.....	88
91	Delta St. ■	83

Nickname: Wonder Boys
 Colors: Green & Gold
 Arena: Tucker Coliseum
 Capacity: 3,500; Year Built: 1976
 AD: Steve Mullins
 SID: Larry Smith

ARK.-LITTLE ROCK

Little Rock, AR 72204I

Coach: Steve Shields, Baylor 1988

2003-04 RESULTS (17-12)

72	Arizona St.	89
75	St. Bonaventure	89
72	Southern Ark. ■	48
84	Alcorn St. ■	49
47	Idaho St. †	51
69	IPFW †	57
90	Harding ■	56
69	La-Monroe	73
73	Southern U. ■	59
66	Creighton	91
82	La-Monroe ■	56
58	Mississippi St. ■	68
65	Florida Int'l	53
75	Arkansas St. ■	65
71	Western Ky.	86
68	Middle Tenn.	66
77	North Texas ■	82
68	Denver ■	53
102	Williams Baptist ■	51
56	Arkansas St.	57
86	South Ala. ■	53
95	New Orleans	100
62	Florida Int'l ■	46
68	Western Ky. ■	60
59	Middle Tenn. ■	54
58	New Mexico St.	55
66	La-Lafayette	70
83	Arkansas St. †	78
65	New Orleans †	80

Nickname: Trojans
 Colors: Maroon, Silver & Black
 Arena: Alltel Arena
 Capacity: 18,000; Year Built: 1999
 AD: Chris Peterson
 SID: Kevin Tankersley

ARK.-MONTICELLO

Monticello, AR 71656-3596II

Coach: Mike Newell,
 Sam Houston St. 1973

2003-04 RESULTS (9-18)

60	Lynn ■	71
104	P.R.-Cayey ■	58
53	Valparaiso †	72
86	Savannah St. †	67
78	Central Methodist ■	64
112	Philander Smith ■	66
55	Fresno St.	68
67	UC Irvine †	84
77	Dillard ■	83
63	Ark. Baptist ■	64
70	Arkansas Tech ■	54
49	Henderson St.	55
51	Harding ■	53
54	Delta St.	56
77	Southern Ark. ■	67
65	Fla. Gulf Coast ■	72
48	Central Ark.	65
60	Christian Bros. ■	68
64	Ouachita Baptist	70
76	Arkansas Tech	80
53	Henderson St. ■	59
78	Harding	76
77	Delta St. ■	69
66	Southern Ark.	68
51	Central Ark. ■	66
66	Christian Bros.	85
74	Ouachita Baptist ■	72

Nickname: Boll Weevils
 Colors: Kelly Green & White
 Arena: Steelman Fieldhouse
 Capacity: 2,600; Year Built: 1959
 AD: Alvy Early
 SID: Stephen Fuller

ARK.-PINE BLUFF

Pine Bluff, AR 71601I

Coach: Van Holt, Ark.-Pine Bluff

2003-04 RESULTS (1-26)

40	Air Force	63
53	Texas A&M	82
50	Tulane	80
24	Oklahoma	94
59	Louisiana Tech ■	71
47	Louisiana Tech	82
52	Arkansas St.	84
60	New Mexico St.	89
60	UTEP	103
48	Mississippi Val. †	78
41	Alabama A&M	71
61	Alabama St.	54
60	Southern U. ■	72
51	Alcorn St. ■	64
50	Prairie View	71
50	Texas Southern	80
55	Grambling ■	78
48	Jackson St. ■	66
70	Alabama A&M ■	81
52	Alabama St. ■	67
51	Southern U.	72
62	Alcorn St.	66
55	Prairie View ■	64
52	Texas Southern ■	63
59	Grambling	74
58	Jackson St.	74
42	Mississippi Val. ■	65

Nickname: Golden Lions
 Colors: Black & Gold
 Arena: K.L. Johnson HPER Complex
 Capacity: 4,500; Year Built: 1982
 AD: Craig Curry
 SID: Carl Whipper

ARMSTRONG ATLANTIC

Savannah, GA 31419-1997II

Coach: Jeff Burkhamer,
 Alderson-Broaddus 1984

2003-04 RESULTS (21-10)

75	Presbyterian ■	63
61	Paine	60
112	Clark Atlanta ■	65
68	Fayetteville St. ■	67
73	Nova Southeastern †	63
73	Eckerd	80
61	Paine ■	50
85	Livingstone †	83
75	Elizabeth City St.	68
67	Eckerd ■	70
56	Lenoir-Rhyne ■	48
66	GC&SU	54
70	Augusta St.	58
64	Clayton St. ■	60
65	Francis Marion ■	69
61	Kennesaw St.	76
71	Lander ■	60
54	Clayton St.	70
86	UNC Pembroke	75
61	Kennesaw St. ■	65
76	S.C.-Aiken ■	65
55	North Fla.	52
64	Columbus St.	69
77	GC&SU	52
74	S.C. Upstate	69
74	North Fla. ■	61
67	Columbus St. ■	73
74	Lander †	69
72	Francis Marion †	69

49	Columbus St. †	89
84	Francis Marion †	86

Nickname: Pirates
 Colors: Maroon & Gold
 Arena: Alumni Arena
 Capacity: 5,000; Year Built: 1995
 AD: Eddie Aenchbacher
 SID: Chad Jackson

ARMY

West Point, NY 10996-2101I

Coach: Jim Crews, Indiana 1976

2003-04 RESULTS (6-21)

60	Columbia ■	57
67	Coast Guard ■	53
51	Sacred Heart ■	55
66	Cornell †	79
65	Maritime (N.Y.) ■	48
62	Albany (N.Y.)	68
46	Connecticut	74
44	Stony Brook ■	69
47	New Hampshire ■	61
58	Citadel	82
48	Fairleigh Dickinson ■	57
54	St. Francis (N.Y.) ■	68
32	Holy Cross	60
40	Lafayette	76
60	Colgate ■	51
23	Bucknell ■	56
45	Lehigh	60
52	Navy	50
46	American	60
38	Holy Cross	78
70	Lafayette ■	78
68	Colgate	63
63	Lehigh	68
25	Bucknell	75
48	American ■	54
37	Navy ■	43
48	American †	65

Nickname: Black Knights/Cadets
 Colors: Black, Gold & Gray
 Arena: Christl Arena
 Capacity: 5,043; Year Built: 1985
 AD: Richard I. Greenspan
 SID: Mike Albright

ASHLAND

Ashland, OH 44805II

Coach: Roger Lyons, Ashland 1974

2003-04 RESULTS (11-16)

74	Lincoln Memorial ■	75
82	Lynn †	84
118	P.R.-Rio Piedras †	94
118	Wilberforce ■	83
95	West Va. Wesleyan	83
84	Grand Valley St. ■	94
66	Ferris St. ■	86
49	Mercyhurst	76
64	Gannon	75
61	Tiffin ■	58
70	Thiel ■	67
101	Slippery Rock ■	67
79	St. Joseph's (Ind.) ■	89
67	Denison ■	51
79	Northwood	87
89	Saginaw Valley ■	78
60	Michigan Tech ■	73
59	Northern Mich.	74
72	Lake Superior St.	71
62	Wayne St. (Mich.)	78
69	Findlay	85
76	Hillsdale ■	69
59	Mercyhurst ■	60
67	Gannon ■	75
59	Wayne St. (Mich.) ■	70
65	Findlay ■	74
85	Hillsdale	82

Nickname: Eagles
 Colors: Purple & Gold
 Arena: Charles Kates Gym
 Capacity: 3,200; Year Built: 1967
 AD: Bill Goldring
 SID: Al King

ASSUMPTION

Worcester, MA 01609II

Coach: Tom Ackerman, St. Vincent 1979

2003-04 RESULTS (14-14)

86	Queens (N.Y.) ■	69
82	West Va. Tech †	61
54	Mercyhurst	50
88	Merrimack ■	85
78	St. Anselm	61
90	St. Michael's ■	74
68	Le Moyne ■	72
76	St. Rose	88
90	Stonehill ■	77
92	Southampton ■	87
87	Bloomfield ■	77
63	Southern Conn. St.	71
72	Pace ■	69
50	American Int'l	73
74	Bryant ■	59
59	Southern N.H.	75
84	Franklin Pierce ■	64
79	Mass-Lowell	84
70	Le Moyne	84
64	St. Michael's	79
80	St. Anselm	76
79	American Int'l ■	58
64	Bryant	70
71	Mass-Lowell	89
73	Franklin Pierce	79
69	Southern N.H. ■	70
76	Bentley	77
73	St. Anselm	93

Nickname: Greyhounds
 Colors: Royal Blue & White
 Arena: Andrew Laska Gym
 Capacity: 3,000; Year Built: 1962
 AD: Ted Paulauskas
 SID: Steve Morris

AUBURN

Auburn, AL 36849-5113I

Coach: Cliff Ellis, Florida St. 1968

2003-04 RESULTS (14-14)

66	Col. of Charleston ■	62
86	Western Ky. ■	64
85	Md.-East. Shore ■	61
105	Grambling †	56
84	Colorado St. ■	54
68	Air Force	49
73	Montana ■	51
69	UNLV	82
72	Georgia St. ■	77
78	Southern Miss. ■	60
70	New Orleans ■	55
53	Vanderbilt	59
80	Mississippi ■	53
51	South Carolina ■	53
46	Alabama	69
70	Arkansas ■	63
52	Florida	68
68	Mississippi St. ■	73
52	Arkansas	74
57	Georgia ■	54
68	Mississippi	72
80	LSU	68
59	Kentucky ■	68
71	Alabama	72
69	Tennessee	75
91	Mississippi St.	105
78	LSU ■	66
59	Georgia †	73

Nickname: Tigers
 Colors: Burnt Orange & Navy Blue
 Arena: Beard-Eaves-Memorial
 Capacity: 10,500; Year Built: 1969
 AD: David E. Housel
 SID: Chuck Gallina

AUGSBURG

Minneapolis, MN 55454III

Coach: Brian Ammann, Augsburg 1985

2003-04 RESULTS (9-16)

54 St. Thomas (Minn.)	64
69 Wis.-Superior †	68
59 St. Scholastica	63
65 Crown	52
42 Gust. Adolphus	66
51 Carleton ■	68
79 Macalester	77
55 St. John's (Minn.) ■	44
98 North Cent. (Minn.) ■	67
66 Augustana (S.D.)	87
62 Bethel (Minn.)	77
63 Hamline ■	65
56 St. Olaf	58
59 St. Mary's (Minn.) ■	58
57 Concordia-M'head ■	69
52 Gust. Adolphus ■	71
52 Carleton	84
81 Macalester ■	86
70 St. John's (Minn.)	80
60 St. Thomas (Minn.) ■	66
65 Bethel (Minn.) ■	68
66 Hamline	59
81 St. Olaf ■	63
82 St. Mary's (Minn.)	88
68 Concordia-M'head	67

Nickname: Auggies
 Colors: Maroon & Gray
 Arena: Si Melby Hall
 Capacity: 2,200; Year Built: 1961
 AD: Paul Grauer
 SID: Don Stoner

AUGUSTA ST.

Augusta, GA 30904II

Coach: Gary Tuell, Louisville 1973

2003-04 RESULTS (11-17)

62 Shaw †	60
73 Johnson Smith †	72
75 Carson-Newman ■	80
72 West Ala.	78
50 West Ga.	65
62 Winston-Salem	73
50 Mount Olive †	71
78 Tusculum †	91
59 West Ala. ■	61
48 Paine ■	59
57 West Ga. ■	81
76 UNC Pembroke	52
58 Armstrong Atlantic ■	70
57 Lander	45
69 North Fla.	55
49 S.C. Upstate ■	44
45 Kennesaw St.	77
63 Lander ■	40
53 Columbus St. ■	54
51 S.C. Upstate	72
64 GC&SU ■	44
78 S.C.-Aiken	63
65 Francis Marion ■	74
84 UNC Pembroke ■	57
42 Clayton St.	53
86 S.C.-Aiken ■	75
65 Francis Marion	71
42 Clayton St. ■	66

Nickname: Jaguars
 Colors: Royal Blue & White
 Arena: George A. Christenberry
 Fieldhouse
 Capacity: 2,216; Year Built: 1991
 AD: Clint Bryant
 SID: Joey Warren

AUGUSTANA (ILL.)

Rock Island, IL 61201-2296III

Coach: Grey Giovanine,
 Central Mo. St. 1981

2003-04 RESULTS (16-9)

105 Beloit	89
69 Ripon	72
84 St. Ambrose ■	88
63 Coe	55
64 Wartburg	71
87 Franciscan ■	48
76 Simpson	58
79 Rockford ■	76
65 Trinity (Tex.)	67
63 Southwestern (Tex.) †	57
64 Clarke ■	76
77 North Central	78
83 Wheaton (Ill.) ■	77
77 Ill. Wesleyan	78
88 North Park	71
74 North Central ■	49
80 North Park ■	38
76 Elmhurst ■	57
88 Millikin ■	59
67 Millikin	72
84 Wheaton (Ill.)	77
73 Ill. Wesleyan ■	84
74 Carthage ■	62
71 Elmhurst	57
81 Carthage	69

Nickname: Vikings
 Colors: Gold & Blue
 Arena: Carver PE Center
 Capacity: 3,200; Year Built: 1971
 AD: Gregory D. Wallace
 SID: Dave Wrath

AUGUSTANA (S.D.)

Sioux Falls, SD 57197II

Coach: Tom Billeter, Illinois 1983

2003-04 RESULTS (6-21)

68 Concordia-St. Paul	75
57 Metro St.	90
92 Colo. Christian †	98
96 Minn.-Crookston ■	78
77 Southwest Minn. St.	73
71 Winona St. †	78
79 Minn. Duluth	80
72 Bellevue ■	73
67 Northern St.	78
78 Minn. Duluth ■	94
83 Minn. St. Moorhead ■	91
87 Augsburg	66
81 Dakota Wesleyan ■	78
67 Neb.-Omaha ■	74
63 South Dakota ■	61
65 St. Cloud St.	80
79 Minn. St.-Mankato	108
63 North Dakota St. ■	70
69 North Dakota	79
78 South Dakota St.	88
60 South Dakota St. ■	87
60 North Dakota	70
64 North Dakota St.	89
71 Minn. St.-Mankato ■	67
61 St. Cloud St. ■	78
72 South Dakota	74
68 Neb.-Omaha	89

Nickname: Vikings
 Colors: Navy & Yellow
 Arena: Elmen Center
 Capacity: 4,000; Year Built: 1988
 AD: Bill Gross
 SID: Kevin Ludwig

AURORA

Aurora, IL 60506III

Coach: James Lancaster, Aurora 1986

2003-04 RESULTS (19-8)

58 Millikin	65
85 Monmouth (Ill.)	89
96 Illinois Tech	72
90 Blackburn ■	47
75 Chicago ■	64
73 Ind.-Southeast †	81
90 Maryville (Mo.) †	77
75 Trinity Int'l ■	58
83 North Central	93
63 SCAD †	60
85 Elmhurst	90
88 Judson (Ill.)	84
83 Webster ■	71
74 Rockford	84
87 Eureka ■	68
81 Dominican (Ill.)	58
37 Concordia (Ill.)	33
82 Clarke	79
70 Benedictine (Ill.) ■	67
72 Rockford ■	63
66 Eureka	62
72 Dominican (Ill.) ■	65
87 Concordia (Ill.) ■	61
58 Clarke ■	52
80 Benedictine (Ill.)	85
70 Clarke ■	65
70 Benedictine (Ill.) ■	74

Nickname: Spartans
 Colors: Royal Blue & White
 Arena: Thornton Gymnasium
 Capacity: 2,200; Year Built: 1970
 AD: Mark Walsh
 SID: Brian Kipley

AUSTIN

Sherman, TX 75090-4440III

Coach: Chris Oestreich,
 St. Mary's (Kan.) 1988

2003-04 RESULTS (4-20)

63 McMurry	90
78 Hardin-Simmons	67
55 Concordia-Austin ■	69
77 Mary Hardin-Baylor ■	86
57 Southwestern (Tex.) ■	70
72 Mary Hardin-Baylor ■	71
60 Howard Payne	81
73 Sul Ross St.	85
58 Texas Lutheran ■	62
64 Schreiner ■	77
78 Ozarks (Ark.)	80
68 LeTourneau ■	64
75 East Tex. Baptist ■	77
62 Texas-Dallas	65
70 Texas-Tyler	83
67 Mississippi Col.	62
55 Louisiana Col.	85
61 Mississippi Col. ■	63
90 Louisiana Col. ■	96
66 LeTourneau	86
54 East Tex. Baptist	65
80 Ozarks (Ark.) ■	83
59 Texas-Dallas ■	75
73 Texas-Tyler	75

Nickname: Kangaroos
 Colors: Crimson & Gold

Arena: Hughey Gym
 Capacity: 2,000; Year Built: 1949
 AD: Timothy P. Millerick
 SID: Chuck Sadowski

AUSTIN PEAY

Clarksville, TN 37044-4576I

Coach: Dave Loos, Memphis 1970

2003-04 RESULTS (22-10)

90 Knoxville ■	35
65 Belmont	68
60 Memphis	74
62 Evansville ■	54
47 Alabama	65
59 Western Ky.	75
86 Maryville (Tenn.) ■	62
63 Louisville	80
56 Middle Tenn.	70
53 Kentucky †	61
76 Jacksonville St.	58
52 Southeast Mo. St.	48
60 Eastern Ill.	53
65 Eastern Ky.	59
70 Morehead St.	60
64 Eastern Ill. ■	57
54 Southeast Mo. St. ■	52
58 Tennessee Tech	56
65 Tennessee St.	54
84 Jacksonville St. ■	72
61 Samford	56
79 Tenn.-Martin ■	55
63 Murray St. ■	56
68 Samford	46
47 Wichita St.	62
88 Tennessee Tech ■	64
81 Eastern Ky. ■	64
75 Tennessee St. ■	71
62 Eastern Ky. †	57
60 Murray St. †	66
65 Belmont ■	59
60 George Mason	66

Nickname: Governors
 Colors: Red & White
 Arena: Winfield Dunn Center
 Capacity: 9,092; Year Built: 1975
 AD: Dave Loos
 SID: Brad Kirtley

AVERETT

Danville, VA 24541III

Coach: Kirk Chandler, Elon 1981

2003-04 RESULTS (0-25)

56 Rose-Hulman †	64
84 Earlham †	101
55 SCAD ■	65
65 Newport News ■	77
69 Roanoke ■	87
70 Newport News	76
46 Western Caro.	120
75 Emory & Henry ■	97
60 SCAD	74
70 Ferrum	78
94 Greensboro ■	98
63 Methodist	79
68 Shenandoah ■	82
80 Chris. Newport ■	95
67 Wash. & Lee	82
95 N.C. Wesleyan	104
71 Chowan	107
76 Ferrum ■	80
75 Greensboro	90
62 Methodist	86
69 Shenandoah	99
54 Chris. Newport	97
63 Chowan ■	89
75 N.C. Wesleyan ■	90
49 Methodist †	78

Nickname: Cougars
 Colors: Navy & Gold
 Arena: Grant Center
 Capacity: 2,000; Year Built: 1998
 AD: Charles S. Harris
 SID: Sam Ferguson

BABSON

Babson Park, MA 02457-0310 III

Coach: Steve Brennan, Bates 1987

2003-04 RESULTS (21-8)

67 Colby-Sawyer ■	62
77 Plymouth St. ■	87
89 Colby ■	54
65 Williams	91
71 Emerson	65
64 Benedictine (Ill.) †	61
62 Manchester †	68
87 Brandeis	70
70 Trinity (Conn.) ■	84
98 Bowdoin ■	80
90 Coast Guard ■	66
85 Suffolk ■	68
78 Clark (Mass.)	80
70 WPI ■	77
71 Springfield ■	59
75 Wheaton (Mass.)	66
62 MIT	54
77 Coast Guard	55
62 Springfield	74
66 WPI	65
77 Salem St. ■	65
89 MIT ■	77
52 Wheaton (Mass.) ■	49
68 Clark (Mass.) ■	60
65 Coast Guard ■	53
79 MIT †	32
72 Springfield †	70
66 Endicott	56
55 Keene St.	79

Nickname: Beavers
 Colors: Green & White
 Arena: Staake Gymnasium
 Capacity: 1,000; Year Built: 1989
 AD: Frank Millerick
 SID: Chris Buck

BALDWIN-WALLACE

Berea, OH 44017III

Coach: Steve Bankson, Graceland 1963

2003-04 RESULTS (18-8)

50 Randolph-Macon †	59
65 Dickinson	31
80 Case Reserve	67
75 Thiel ■	60
75 Oberlin	66
63 Otterbein ■	66
95 Wilmington (Ohio) ■	94
71 Mount Union	66
90 Marietta ■	83
82 Hanover †	87
79 MacMurray †	60
80 Ohio Northern	89
67 Capital	63
91 John Carroll ■	97
69 Muskingum	64
90 Heidelberg ■	77
76 Wilmington (Ohio)	60
85 Mount Union ■	82
50 Muskingum ■	39
84 Heidelberg	75
80 Marietta	66
78 Ohio Northern ■	69
81 Capital ■	79
63 John Carroll	66
76 Otterbein	86
74 Mount Union ■	80

Nickname: Yellow Jackets
 Colors: Brown & Gold
 Arena: Ursprung Gymnasium
 Capacity: 2,800; Year Built: 1949
 AD: Stephen Bankson
 SID: Kevin Ruple

BALL ST.

Muncie, IN 47306I

Coach: Tim Buckley, Bemidji St. 1986

2003-04 RESULTS (14-15)

75 Xavier ■	63
63 Butler ■	61
50 Wright St.	64
83 Anderson (Ind.) ■	48
65 Indiana St.	66
60 IUPUI	78
69 Western Ky. ■	78
62 Connecticut	101
67 Kent St.	70
76 Bowling Green ■	63
95 Toledo ■	71
90 Central Mich. ■	75
56 Miami (Ohio)	50
71 Northern Ill. ■	65
66 Western Mich.	70
63 Toledo	66
75 Buffalo ■	84
77 Akron ■	71
84 Ohio	88
61 Western Mich. ■	72
67 Northern Ill.	62
55 Miami (Ohio) ■	62
49 Detroit ■	70
79 Marshall	78
81 Bowling Green	71
75 Eastern Mich. ■	47
89 Central Mich.	94
76 Akron ■	72
67 Miami (Ohio) †	72

Nickname: Cardinals
 Colors: Cardinal & White
 Arena: Worthen Arena
 Capacity: 11,500; Year Built: 1992
 AD: Lawrence R. Cunningham
 SID: Chris Taylor

BAPTIST BIBLE (PA.)

Clarks Summit, PA 18411III

Coach: Mike Show,
 Baptist Bible (Pa.) 1992

2003-04 RESULTS (16-10)

76 Misericordia	87
62 Staten Island †	63
61 Malone	82
60 Trevecca Nazarene †	91
73 Centenary (N.J.) ■	71
92 Lancaster Bible ■	66
84 Wilkes	95
85 D'Youville ■	66
105 Mt. Aloysius	89
75 Keystone	83
67 Phila. Bible	77
74 Keystone ■	71
77 Lancaster Bible	81
90 Washington Bible	46
97 Practical Bible	56
90 Valley Forge Chrst. ■	69
85 Practical Bible ■	54
95 Washington Bible ■	54
70 Phila. Bible	77
119 Cazenovia	85
82 Valley Forge Chrst.	79
94 Valley Forge Chrst. ■	53
78 Phila. Bible ■	65
94 Ky. Christian †	90
72 Mid-America Bible †	101
92 Lincoln Chrst. †	80

Nickname: Defenders
 Colors: Royal Blue & White
 AD: James M. Huckaby
 SID: To be named

BARD

Annandale-On-Hudson, NY
 12504-5000III

Coach: Chris Wood, Plymouth St. 1989

2003-04 RESULTS (11-13)

87 Johnson St.	86
71 Hunter †	88
72 Albany Pharmacy ■	57
83 Sarah Lawrence	63
69 Pratt ■	63
69 Boston Baptist ■	57
54 Rivier	66
48 Westfield St.	75
42 Maritime (N.Y.)	58
72 Boston Baptist	55
66 Newbury	76
88 Albany Pharmacy	62
60 Purchase St.	68
74 St. Joseph's (Brkln)	77
79 Pratt	68
50 Vassar ■	67
64 Berkeley ■	54
76 Hampshire	45
51 Purchase St. ■	67
65 St. Joseph's (Brkln) ■	77
57 Polytechnic (N.Y.)	71
75 Hampshire ■	43
49 Polytechnic (N.Y.) ■	63
45 Polytechnic (N.Y.)	64

Nickname: Raptors
 Colors: White & Black
 Arena: Stevenson Gym
 Capacity: 850; Year Built: 1988
 AD: Kristen E. Hall
 SID: Scott Swere

BARRY

Miami Shores, FL 33161II

Coach: Cesar Odio, Fla. Southern 1981

2003-04 RESULTS (14-14)

59 St. Leo	53
53 Fla. Memorial	47
70 P.R.-Cayey ■	53
76 P.R.-Mayaguez ■	62
55 Valdosta St. ■	60
73 Fla. Atlantic	76
49 East Central †	48
48 Francis Marion †	50
71 Virginia St. †	61
43 Merrimack ■	52
59 Tampa	71
45 Lynn ■	46
66 Nova Southeastern ■	46
57 Fla. Southern	62
57 Fla. Gulf Coast	69
53 St. Leo ■	43
68 Florida Tech	48
63 Eckerd	57
48 Rollins ■	70
74 Tampa ■	64
77 Lynn	64
48 Fla. Southern ■	64
57 Nova Southeastern	66
70 St. Leo	67
62 Eckerd ■	72
79 Florida Tech ■	64
63 Rollins	70
45 Eckerd †	48

Nickname: Buccaneers
 Colors: Red, Black & Silver
 Arena: Health & Sports Center
 Capacity: 1,500; Year Built: 1990
 AD: Michael L. Covone
 SID: Dennis Jezek, Jr.

BARTON

Wilson, NC 27893-7000II

Coach: Ron Lievense,
 St. Thomas (Minn.) 1981

2003-04 RESULTS (17-10)

83 Virginia St.	84
93 West Liberty St. †	74
63 Shippensburg	50
71 Elizabeth City St.	67
72 St. Andrews	57
100 Lees-McRae ■	78
60 Elizabeth City St. ■	59
79 Virginia St. ■	70
75 Limestone	74
74 Mount Olive ■	84
69 Coker	58
80 Erskine ■	57
80 Queens (N.C.) ■	88
59 Belmont Abbey	78
77 Pfeiffer	86
67 Anderson (S.C.) ■	52
76 Mount Olive	68
92 St. Andrews ■	80
72 Lees-McRae	88
55 Coker ■	53
57 Erskine	60
63 Anderson (S.C.)	60
72 Pfeiffer ■	67
70 Belmont Abbey ■	77
62 Queens (N.C.)	79
80 Limestone	67
63 Belmont Abbey	73

Nickname: Bulldogs
 Colors: Royal Blue & White
 Arena: Wilson Gym
 Capacity: 2,500; Year Built: 1966
 AD: Gary W. Hall
 SID: John Hackney

BARUCH

New York, NY 10010-5585III

Coach: Ray Rankis, Lehman 1976

2003-04 RESULTS (15-11)

70 Suffolk †	73
61 Yeshiva †	76
77 New Paltz St.	82
68 Maritime (N.Y.) ■	56
88 Hunter	86
90 CCNY	61
62 Lehman ■	70
63 Farmingdale	62
65 New York U.	87
91 Mt. St. Vincent	89
62 John Jay ■	73
76 Medgar Evers ■	60
52 Merchant Marine	73
71 Staten Island	66
88 Ramapo	114
61 York (N.Y.)	53
66 Polytechnic (N.Y.) ■	61
83 City Tech ■	69
61 Yeshiva	56
73 John Jay	70
69 Hunter ■	75
58 CCNY	54
62 Lehman	79
82 Brooklyn	74
78 Purchase St. ■	72
63 City Tech †	65

Nickname: Bearcats
 Colors: Navy Blue and Columbia Blue
 Arena: Baruch College ARC Arena
 Capacity: 800; Year Built: 2002
 AD: William Eng
 SID: Eric John Kloiber

BATES
Lewiston, ME 04240III

Coach: Joe Reilly, Trinity (Conn.) 1991

2003-04 RESULTS (18-8)

80 Lyndon St. †	53
98 Rivier	48
60 Southern Me.	62
84 Me.-Machias ■	62
64 Endicott	45
87 Bowdoin ■	56
74 New York U.	76
84 Western Conn. St.	63
73 Newbury †	49
52 Colby-Sawyer	59
75 Gordon ■	57
77 Colby ■	59
77 Wesleyan (Conn.) ■	56
82 Connecticut Col. ■	45
89 Wentworth Inst. ■	66
65 Tufts	62
77 Me.-Farmington	47
71 Trinity (Conn.)	87
57 Amherst	71
80 Colby	73
55 Bowdoin	62
79 St. Joseph's (Me.) ■	49
83 Williams ■	86
81 Middlebury ■	58
87 Bowdoin	52
86 Williams	94

Nickname: Bobcats

Colors: Garnet

Arena: Alumni Gymnasium

Capacity: 750; Year Built: 1925

AD: Suzanne R. Coffey

SID: Aaron Todd

BAYLOR
Waco, TX 76798-7096I

Coach: Scott Drew, Butler 1993

2003-04 RESULTS (8-21)

72 Texas Southern ■	59
57 Stephen F. Austin ■	79
69 Tex. A&M-Corp. Chris ■	62
62 Southern Methodist ■	66
97 Midwestern St. ■	72
69 North Texas	73
45 Texas-San Antonio ■	53
85 La.-Monroe ■	79
67 BYU-Hawaii	72
64 San Jose St. †	79
69 Northern Ill. †	59
65 Purdue ■	76
54 Tex.-Pan American ■	55
57 Texas	79
66 Texas Tech ■	75
47 Nebraska	76
63 Iowa St. ■	59
67 Oklahoma ■	78
66 Colorado	81
63 Texas Tech	83
72 Texas A&M ■	64
58 Texas ■	84
58 Oklahoma St.	91
54 Kansas	74
66 Missouri ■	70
67 Texas A&M	61
65 Oklahoma St. ■	72
62 Kansas St. ■	64
41 Oklahoma	46

Nickname: Bears

Colors: Green & Gold

Arena: Ferrell Center

Capacity: 10,284; Year Built: 1988

AD: Ian McCaw
SID: Jeff Brown

BECKER
Leicester, MA 01524III

Coach: Scott Dion, Bryant 1996

2003-04 RESULTS (4-21)

43 WPI †	94
67 Worcester St. †	86
82 Wentworth Inst. ■	64
55 Anna Maria	68
54 Lasell	98
69 Maine Maritime ■	80
59 Husson ■	86
65 Thomas	93
43 Me.-Farmington	69
72 Mount Ida ■	67
67 Elms	74
82 Mass. Liberal Arts ■	78
57 Husson	82
58 Maine Maritime	64
74 Newbury	77
56 Thomas ■	80
62 Me.-Farmington ■	74
67 Mount Ida	86
68 Lasell ■	90
68 Fitchburg St. ■	75
69 Castleton St.	83
84 Johnson St.	86
61 Elms ■	82
90 Johnson St. ■	83
70 Castleton St. ■	73

Nickname: Hawks

Colors: Royal Blue, White & Scarlet

Arena: Leicester Gymnasium

Capacity: 500; Year Built: 1972

AD: Gene Alley

SID: Herb Whitworth

BELLARMINE
Louisville, KY 40205-0671II

Coach: Chris Pullem, Eastern Ky. 1995

2003-04 RESULTS (9-18)

83 Kentucky St.	101
85 Oakland City ■	78
71 Winston-Salem ■	76
60 Southern Ind. ■	71
78 Mo.-St. Louis ■	85
53 Illinois St.	87
53 SIU Edwardsville	68
75 Lewis	96
70 Mercyhurst	74
90 Mo.-Rolla ■	86
72 Mercyhurst ■	57
81 St. Joseph's (Ind.) ■	68
89 Indianapolis ■	81
63 Ky. Wesleyan ■	89
74 Mo.-St. Louis	85
74 Quincy	69
69 Lewis ■	81
84 Wis.-Parkside ■	81
85 Indianapolis	95
87 Northern Ky.	100
89 Ky. Wesleyan	109
69 Southern Ind.	113
57 Quincy ■	55
89 SIU Edwardsville ■	67
58 Wis.-Parkside	77
74 St. Joseph's (Ind.)	95
79 Northern Ky. ■	82

Nickname: Knights

Colors: Scarlet & Silver

Arena: Knights Hall

Capacity: 3,000; Year Built: 1960

AD: Rick Bagby

SID: Shannon Potee

BELMONT
Nashville, TN 37212-3757I

Coach: Rick Byrd, Tennessee 1976

2003-04 RESULTS (21-9)

59 Vanderbilt ■	74
88 Navy	71
68 Austin Peay ■	65
46 Air Force ■	38
76 Georgia St.	58
70 Mercer	72
83 Memphis	89
87 Fisk ■	48
71 Missouri	67
70 Jacksonville ■	54
77 Stetson ■	58
80 Troy St.	82
71 Fla. Atlantic	68
63 UCF	68
68 Gardner-Webb ■	57
92 Campbell ■	60
66 Lipscomb	64
68 Gardner-Webb	59
94 Campbell	85
77 UCF ■	61
57 Fla. Atlantic ■	54
69 Lipscomb ■	57
67 Troy St. ■	74
88 Stetson	67
73 Jacksonville	63
81 Mercer ■	70
70 Georgia St. ■	72
71 Mercer ■	63
62 UCF ■	64
59 Austin Peay	65

Nickname: Bruins

Colors: Red, White & Navy Blue

Arena: Municipal Auditorium

Capacity: 8,354; Year Built: 1962

AD: Michael D. Strickland

SID: Matt Wilson

BELMONT ABBEY
Belmont, NC 28012-1802II

Coach: Darren Metress,
Belmont Abbey 1988

2003-04 RESULTS (19-10)

69 Paine	63
85 Johnson Smith	82
84 West Virginia St. †	83
77 Concord †	84
98 Limestone	68
64 Longwood ■	60
74 Longwood	71
77 Salem Int'l ■	76
71 Lees-McRae	72
63 Pfeiffer	79
79 Coker ■	70
87 St. Andrews	76
104 Anderson (S.C.) ■	95
56 Mount Olive	73
78 Barton ■	59
65 Erskine	52
79 Queens (N.C.) ■	68
73 Limestone	75
79 Pfeiffer	86
55 Anderson (S.C.)	49
100 Mount Olive ■	87
48 Coker	51
69 Erskine	51
48 St. Andrews ■	52
77 Barton	70
64 Queens (N.C.)	91
104 Lees-McRae ■	69
73 Barton ■	63
91 Pfeiffer †	105

Nickname: Crusaders

Colors: Red & White

Arena: The Wheeler Center
Capacity: 1,500; Year Built: 1971
AD: Elaine Kebbe
SID: Matt Kline

BELOIT
Beloit, WI 53511-5595III

Coach: Cecil Youngblood,
Augustana (Ill.) 1976

2003-04 RESULTS (4-19)

77 Maranatha Baptist †	82
98 Marian (Wis.) †	60
89 Augustana (Ill.) ■	105
84 Ill. Wesleyan	104
68 Lawrence	92
67 Carthage	81
59 Wis.-Whitewater	85
49 Wis.-Oshkosh ■	74
57 Ripon	81
71 St. Norbert ■	73
66 Knox	62
86 Illinois Col.	87
71 Carroll (Wis.) ■	83
53 Lake Forest ■	59
84 Monmouth (Ill.) ■	52
138 Grinnell	155
58 Lake Forest	59
77 Illinois Col. ■	85
83 Knox ■	88
72 St. Norbert	71
71 Ripon ■	97
63 Lawrence ■	78
59 Carroll (Wis.)	75

Nickname: Buccaneers

Colors: Navy Blue & Gold

Arena: Flood Arena

Capacity: 2,250; Year Built: 1986

AD: Edward J. DeGeorge

SID: Keith Domke

BEMIDJI ST.
Bemidji, MN 56601-2699II

Coach: Jeff Guiot, Pittsburg St.

2003-04 RESULTS (20-10)

87 North Dakota ■	85
97 Mo. Southern St. †	80
103 Pittsburg St.	100
89 Jamestown ■	104
85 South Dakota St.	96
79 South Dakota †	88
80 Wis.-Superior	77
68 North Dakota St.	81
60 St. Cloud St.	69
99 St. Scholastica	82
64 North Dakota	73
87 Concordia-St. Paul	83
92 Winona St.	73
94 Northern St. ■	83
81 Minn.-Crookston ■	61
74 Minn. St. Moorhead ■	62
84 Wayne St. (Neb.) ■	66
69 Southwest Minn. St. ■	59
83 Minn. Duluth	87
85 Minn.-Crookston	53
96 Winona St. ■	85
96 Concordia-St. Paul ■	71
77 Minn. St. Moorhead	57
93 Northern St.	97
107 Southwest Minn. St.	82
81 Wayne St. (Neb.)	70
86 Minn. Duluth ■	76
75 Minn. St. Moorhead ■	62
75 Minn. Duluth †	81
90 Neb.-Kearney †	104

Nickname: Beavers

Colors: Kelly Green & White

Arena: BSU Gymnasium

Capacity: 2,000; Year Built: 1959

AD: Rick Goeb

SID: Chad Waller

BENEDICT

Columbia, SC 29204II

Coach: Freddrell Watson, Benedict 1998

2003-04 RESULTS (20-9)

81 Voorhees	90
71 Kentucky St. ■	67
80 Lane ■	69
62 Columbus St.	81
73 North Fla. †	78
76 Miles ■	73
86 LeMoyn-Owen ■	64
78 Morehouse	72
95 Clark Atlanta	80
79 Lane	84
77 Kentucky St.	69
73 Albany St. (Ga.) ■	69
72 Fort Valley St. ■	65
52 Miles	55
88 LeMoyn-Owen	86
89 Paine ■	78
81 Fayetteville St.	80
60 Tuskegee	59
61 Morehouse ■	73
93 Clark Atlanta ■	81
72 Claflin	65
75 Tuskegee ■	63
67 Albany St. (Ga.)	62
64 Fort Valley St.	74
60 Paine	62
60 Fort Valley St. †	42
89 Lane †	75
89 Morehouse †	86
79 Rollins †	88

Nickname: Tigers
 Colors: Purple & Gold
 Arena: Benjamin E. Mays Arena
 Capacity: 3,500
 AD: Willie Washington
 SID: Frankie Jackson

BENEDICTINE (ILL.)

Lisle, IL 60532-0900III

Coach: Keith Bunkenburg,
 Benedictine (Ill.) 1989

2003-04 RESULTS (20-8)

82 Asbury †	53
67 Wheaton (Ill.)	86
68 Denison ■	58
64 Trinity Int'l ■	51
62 Elmhurst ■	58
62 Lakeland	58
62 Lake Forest ■	45
56 Ill. Wesleyan	89
61 Babson †	64
86 Caltech	28
63 Carthage ■	67
69 Clarke ■	59
96 Illinois Tech ■	64
94 Dominican (Ill.) ■	65
81 Eureka	73
77 Rockford ■	55
52 Concordia (Ill.)	46
67 Aurora	70
78 Clarke	60
79 Dominican (Ill.)	55
82 Eureka ■	86
72 Rockford	75
65 Concordia (Ill.) ■	46
85 Aurora ■	80
74 Concordia (Ill.) ■	46
81 Eureka ■	62
74 Aurora	70
58 Wis.-Stevens Point	84

Nickname: Eagles
 Colors: Red & White
 Arena: Dan & Ada Rice Center
 Capacity: 2,000; Year Built: 1976
 AD: Lynn O'Linski
 SID: Jill Redmond

BENTLEY

Waltham, MA 02154-4705II

Coach: Jay Lawson,
 New Hampshire 1979

2003-04 RESULTS (18-11)

91 Bridgeport ■	101
82 Bryant ■	71
76 American Int'l	66
77 Southern N.H. ■	79
78 Franklin Pierce	77
97 Shepherd †	78
73 East Stroudsburg	83
78 Mass.-Lowell ■	80
89 Dominican (N.Y.) ■	59
78 Stonehill	71
74 Merrimack ■	83
79 St. Michael's	76
91 St. Anselm	84
66 Le Moyn ■	76
72 Pace ■	70
74 Southern Conn. St.	61
79 St. Rose ■	91
75 New Haven	87
75 Stonehill ■	64
75 Merrimack	87
73 Mass.-Lowell	104
92 Franklin Pierce ■	57
54 Southern N.H.	51
79 St. Rose	78
116 Southern Conn. St. ■	78
77 Pace	64
77 Assumption ■	76
83 St. Anselm ■	82
61 Southern N.H.	75

Nickname: Falcons
 Colors: Blue & Gold
 Arena: Charles Dana PE Center
 Capacity: 2,600; Year Built: 1973
 AD: Robert De Felice
 SID: Dick Lipe

BETHANY (W.V.)

Bethany, WV 26032-0417III

Coach: Aaron Huffman,
 West Virginia 1997

2003-04 RESULTS (18-9)

66 Capital	86
102 Alma †	100
88 Pitt.-Greensburg ■	77
80 Notre Dame (Ohio) ■	75
74 Wheeling Jesuit †	109
110 Ohio-Eastern	93
61 Mt. St. Joseph	85
61 D'Youville	51
81 Hiram	65
70 Oberlin	78
109 Medaille ■	78
95 Lancaster Bible ■	66
69 La Roche	66
68 Grove City	51
82 Waynesburg	74
90 Wash. & Jeff. ■	64
88 Thiel ■	74
81 Westminster (Pa.)	103
85 Penn St.-Altoona	91
80 Grove City ■	72
93 Hood ■	90
74 Waynesburg ■	65
87 Wash. & Jeff.	85
63 Thiel	64
95 Westminster (Pa.) ■	99
78 Grove City	71
88 Westminster (Pa.)	97

Nickname: Bison
 Colors: Kelly Green & White
 Arena: Hummel Field House
 Capacity: 800; Year Built: 1948
 AD: Janice L. Forsty
 SID: TBA

BETHEL (MINN.)

St. Paul, MN 55112-6999III

Coach: Bob Bjorklund, Minnesota 1973

2003-04 RESULTS (19-8)

75 Trinity Int'l ■	50
67 Northwestern Okla. ■	57
70 Martin Luther	56
60 Carleton ■	69
64 Macalester	89
90 St. Mary's (Minn.) ■	74
78 Hamline ■	72
81 Crown ■	58
87 Minn.-Morris	72
78 Concordia-M'head ■	71
77 Augsburg ■	62
77 St. Olaf	68
95 St. John's (Minn.)	87
44 Gust. Adolphus ■	74
76 St. Thomas (Minn.)	72
72 Carleton	63
61 Macalester ■	91
69 St. Mary's (Minn.)	71
59 Hamline	53
85 Concordia-M'head	93
68 Augsburg	65
70 St. Olaf ■	60
84 St. John's (Minn.) ■	61
49 Gust. Adolphus	65
97 St. Thomas (Minn.) ■	89
83 Carleton ■	76
59 Gust. Adolphus	76

Nickname: Royals
 Colors: Blue & Gold
 Arena: Robertson PE Center
 Capacity: 2,000; Year Built: 1971
 AD: David A. Klostreich
 SID: Greg Peterson

BETHUNE-COOKMAN

Daytona Beach, FL 32114-3099 I

Coach: Clifford Reed,
 Bethune-Cookman 1991

2003-04 RESULTS (8-21)

63 Maine ■	68
49 Creighton	69
42 Texas Southern	54
45 Houston	56
26 Nebraska	70
52 Kansas St.	66
49 Furman	62
48 Charleston So. †	50
66 Morgan St.	67
63 Coppin St.	69
79 Norfolk St. ■	70
67 Hampton ■	77
70 Savannah St. ■	57
69 Howard ■	60
59 Delaware St. ■	75
69 South Carolina St.	71
50 N.C. A&T	80
71 Md.-East. Shore	70
64 Morgan St. ■	79
52 Coppin St. ■	65
51 Norfolk St.	50
58 Hampton	80
56 Savannah St.	57
82 Howard	76
53 Delaware St.	84
62 South Carolina St. ■	72
61 N.C. A&T ■	51
85 Florida A&M ■	83
50 Md.-East. Shore †	51

Nickname: Wildcats
 Colors: Maroon & Gold
 Arena: Moore Gymnasium
 Capacity: 3,000; Year Built: 1953
 AD: Lynn W. Thompson
 SID: Opio Mashariki

BINGHAMTON

Binghamton, NY 13902-6000I

Coach: Al Walker, Brockport St. 1981

2003-04 RESULTS (14-16)

58 St. Mary's (Cal.) †	76
62 Idaho St. †	78
72 VMI †	63
56 Loyola Marymount †	67
38 Charleston So. †	34
66 Long Island ■	52
72 Lafayette	77
54 Syracuse	75
61 St. Francis (N.Y.)	53
46 Kansas	78
60 Vermont ■	67
47 Tex. A&M-Corp. Chris ■	56
60 Maine ■	46
59 Boston U.	63
59 Albany (N.Y.)	53
55 New Hampshire ■	57
56 Hartford	60
80 Northeastern	62
80 Stony Brook ■	71
59 UMBC	56
75 Hartford ■	68
51 Vermont	70
51 Maine	84
58 Albany (N.Y.) ■	46
59 New Hampshire	53
57 Northeastern ■	69
64 Stony Brook	57
57 UMBC ■	46
53 Boston U. ■	69
77 Maine †	79

Nickname: Bearcats
 Colors: Green & Black
 Arena: West Gym
 Capacity: 2,275; Year Built: 1970
 AD: Joel Thirer
 SID: John Hartrick

BIRMINGHAM-SO.

Birmingham, AL 35254I

Coach: Duane Rebol,
 New Orleans 1972

2003-04 RESULTS (20-7)

50 Kansas St.	70
67 Alabama St. ■	57
96 Millsaps ■	50
94 LaGrange ■	65
67 UAB	90
83 Robert Morris ■	75
81 Savannah St.	76
88 Nicholls St.	80
71 Loyola (Ill.) †	74
75 St. Peter's †	59
61 Winthrop	54
72 UNC Asheville	54
71 Coastal Caro. ■	77
75 Charleston So. ■	61
82 VMI	49
53 Radford	57
67 Liberty ■	63
70 Winthrop	69
68 High Point ■	43
76 Coastal Caro.	68
75 Charleston So.	65
79 UNC Asheville ■	52
72 Liberty	91
62 High Point	63
92 Savannah St. ■	72
84 Radford	71
67 VMI ■	55

Nickname: Panthers
 Colors: Black & Gold
 Arena: Bill Battle Coliseum
 Capacity: 1,800; Year Built: 1980
 AD: Joe Dean, Jr.
 SID: Jason Falls

BLACKBURN

Carlinville, IL 62626III

Coach: David Kaneshiro, Beloit 1994

2003-04 RESULTS (7-17)

44	Dominican (Ill.) †	58
57	Concordia (Ill.)	53
59	Eureka ■	72
47	Aurora	90
60	Elmhurst ■	79
62	Millikin ■	59
57	Robert Morris-Chicag	69
40	SIU Edwardsville	80
53	Washington-St. Louis ■	85
64	Hannibal-La Grange	71
59	Maryville (Mo.) ■	69
56	Westminster (Mo.) ■	52
50	Principia	56
96	MacMurray ■	71
58	Webster	63
66	Greenville	87
52	Fontbonne ■	66
57	Maryville (Mo.)	77
76	Westminster (Mo.)	59
69	Principia ■	60
71	MacMurray	78
68	Webster	64
53	Greenville ■	78
65	Fontbonne	82

Nickname: Battlin' Beavers
 Colors: Scarlet & Black
 Arena: Dawes Gymnasium
 Capacity: 500; Year Built: 1938
 AD: Joe Ramsey
 SID: Mary McNeely

BLOOMFIELD

Bloomfield, NJ 07003II

Coach: Gerald Holmes,
 N.J. Inst. of Tech. 1987

2003-04 RESULTS (15-15)

85	Pace	111
105	Lock Haven †	93
79	Mansfield	87
83	Felician ■	71
82	East Stroudsburg ■	98
86	Goldey-Beacom	78
92	Nyack ■	85
98	Teikyo Post	101
59	St. Rose †	101
77	Assumption	87
92	Caldwell ■	85
63	West Chester	103
74	Dominican (N.Y.) ■	76
115	N.J. Inst. of Tech.	118
104	Holy Family ■	93
50	Felician	71
78	Dominican (N.Y.)	72
101	Goldey-Beacom ■	106
70	Nyack	68
99	Wilmington (Del.)	88
110	Holy Family	111
100	N.J. Inst. of Tech. ■	98
102	Phila. Sciences ■	103
88	Caldwell	83
92	Teikyo Post ■	102
106	Wilmington (Del.) ■	85
78	Phila. Sciences	87
88	Dominican (N.Y.) ■	70
81	Holy Family ■	77
97	Teikyo Post ■	90

Nickname: Deacons
 Colors: Maroon & Gold
 Arena: Bloomfield College Gymnasium
 Capacity: 450; Year Built: 1958
 AD: Sheila Wooten
 SID: Nancy D'Uva

BLOOMSBURG

Bloomsburg, PA 17815.....II

Coach: Terry Conrad, Bloomsburg 1983

2003-04 RESULTS (6-21)

75	Shepherd	69
70	Pitt.-Johnstown ■	65
61	Bowie St.	85
59	St. Augustine's †	101
62	Lycoming	82
67	Shippensburg ■	85
81	Lock Haven	61
68	Slippery Rock	76
63	California (Pa.)	102
57	Indiana (Pa.)	72
68	Shippensburg	62
78	Dist. Columbia ■	75
69	Edinboro ■	74
55	Clarion ■	59
72	Millersville ■	75
62	West Chester	92
87	Mansfield ■	92
83	East Stroudsburg ■	70
75	Kutztown	77
61	Cheyney	72
74	West Chester ■	81
54	Millersville	91
63	East Stroudsburg	72
83	Mansfield	96
62	Kutztown ■	69
74	Cheyney ■	96
66	Pitt.-Johnstown	91

Nickname: Huskies
 Colors: Maroon & Gold
 Arena: E.H. Nelson Fieldhouse
 Capacity: 3,000; Year Built: 1972
 AD: Mary Gardner
 SID: Tom McGuire

BLUEFIELD ST.

Bluefield, WV 24701-2198.....II

Coach: Charlie Puckett

2003-04 RESULTS (3-25)

69	Shawnee St.	95
63	Wheeling Jesuit †	94
65	Fairmont St.	75
90	Concord ■	104
94	West Virginia St. ■	121
71	Bluefield Col. ■	73
42	Rollins	83
57	Indiana (Pa.)	100
74	Elizabeth City St. ■	78
57	Salem Int'l	83
78	West Virginia St.	119
77	Concord ■	89
80	Charleston (W.V.) ■	74
80	Ohio Valley	89
57	Alderson-Broadus ■	83
78	West Va. Wesleyan ■	77
71	Shepherd	90
81	Glennville St.	100
78	West Va. Tech.	110
85	Fairmont St.	115
62	Wheeling Jesuit ■	82
75	West Liberty St. ■	68
85	Concord	111
77	Davis & Elkins ■	92
78	West Va. Tech	89
67	West Virginia St. ■	111
79	Charleston (W.V.)	110
74	Charleston (W.V.)	99

Nickname: Big Blues
 Colors: Blue & Gold
 Arena: Ned Shott Gymnasium
 Capacity: 1,500; Year Built: 1969
 AD: Terry W. Brown
 SID: Terry Brown

BLUFFTON

Bluffton, OH 45817-1196III

Coach: Guy Neal, Bowling Green 1982

2003-04 RESULTS (10-16)

76	Alma †	75
58	Capital	61
74	Earlham ■	67
81	Heidelberg	84
69	Kenyon	75
89	Temple Baptist ■	53
71	Marygrove ■	58
73	Denison	65
76	Lake Erie ■	71
47	Goshen ■	68
67	Adrian ■	78
63	Manchester ■	72
54	Hanover	83
62	Franklin ■	76
63	Transylvania	92
75	Mt. St. Joseph ■	67
58	Anderson (Ind.)	53
75	Defiance ■	66
67	Hanover ■	69
59	Franklin	77
63	Transylvania ■	69
42	Mt. St. Joseph	48
80	Anderson (Ind.) ■	62
60	Defiance	66
60	Manchester	67
59	Franklin	72

Nickname: Beavers
 Colors: Royal Purple and White
 Arena: Founders Hall
 Capacity: 1,500; Year Built: 1952
 AD: Phill Talavinia
 SID: Ben Risinger

BOISE ST.

Boise, ID 83725-1020.....I

Coach: Greg Graham, Oregon 1978

2003-04 RESULTS (23-10)

76	Portland	66
80	Utah Valley St. ■	68
113	Eastern Ore. ■	67
69	Brigham Young ■	75
81	Idaho	69
87	Idaho St.	78
79	Idaho	64
75	Portland St. ■	74
82	Oregon St.	80
72	Portland ■	77
98	UTEP	94
61	Rice	81
57	Tulsa	58
61	Fresno St. ■	78
79	Nevada ■	75
70	San Jose St.	54
58	Hawaii	64
66	Louisiana Tech ■	68
61	Southern Methodist ■	59
73	Tulsa ■	62
80	Rice ■	69
78	Nevada	92
55	Fresno St.	44
74	Hawaii ■	57
72	San Jose St. ■	51
89	Southern Methodist	50
72	Louisiana Tech	64
59	UTEP ■	45
71	Fresno St.	54
73	UTEP †	85
84	UNLV ■	69
73	Wis.-Milwaukee †	70
53	Marquette	66

Nickname: Broncos
 Colors: Orange & Blue

Arena: Pavilion
 Capacity: 12,280; Year Built: 1982
 AD: Gene Bleymaier
 SID: Todd Miles

BOSTON COLLEGE

Chestnut Hill, MA 02467-3861 ..I

Coach: Al Skinner, Massachusetts 1974

2003-04 RESULTS (24-10)

92	Appalachian St. †	67
60	Monmouth †	50
84	Wichita St. †	81
67	Boston U. ■	44
64	Holy Cross ■	51
76	Massachusetts ■	75
57	St. Joseph's	67
72	Sacred Heart ■	70
58	Kent St. ■	54
82	Stony Brook ■	64
62	Clemson	72
77	St. Bonaventure ■	70
72	Georgetown	64
73	Syracuse	96
89	Villanova ■	92
72	Seton Hall ■	63
66	North Carolina St. ■	65
62	West Virginia	65
58	Pittsburgh	68
58	Connecticut ■	63
76	Notre Dame ■	69
89	St. John's (N.Y.)	61
74	Miami (Fla.)	72
52	Providence ■	61
67	Seton Hall	63
76	Rutgers	44
56	Virginia Tech ■	48
68	St. John's (N.Y.) ■	54
63	Providence	54
68	Georgetown †	57
57	Syracuse †	54
53	Pittsburgh †	62
58	Utah †	51
54	Georgia Tech †	57

Nickname: Eagles
 Colors: Maroon & Gold
 Arena: Silvio O. Conte Forum
 Capacity: 8,606; Year Built: 1988
 AD: Gene De Filippo
 SID: Chris Cameron

BOSTON U.

Boston, MA 02215I

Coach: Dennis Wolff, Connecticut 1978

2003-04 RESULTS (23-6)

57	Holy Cross	59
56	St. Joseph's ■	71
44	Boston College	67
83	Youngstown St. ■	61
67	Ohio	64
86	Harvard ■	42
64	Cleveland St. ■	62
60	Fordham	52
61	Michigan	60
56	New Hampshire ■	51
79	Albany (N.Y.)	62
59	Hartford	48
63	Binghamton ■	59
59	UMBC	55
57	Vermont ■	59
71	Maine ■	65
76	Northeastern	74
66	Stony Brook	56
67	Albany (N.Y.) ■	55
70	New Hampshire	50
78	Hartford ■	45
71	UMBC ■	59
80	Vermont	70
64	Maine	53
82	Northeastern ■	68

75	Stony Brook ■	64
69	Binghamton	53
58	Stony Brook †	62
52	Rhode Island	80

Nickname: Terriers
 Colors: Scarlet & White
 Arena: Case Gym
 Capacity: 1,800; Year Built: 1971
 AD: Gary Strickler
 SID: Stephan Lemon

BOWDOIN

Brunswick, ME 04011III

Coach: Tim Gilbride, Providence 1974

2003-04 RESULTS (16-9)

114	Thomas †	64
62	Me.-Farmington	48
95	New England ■	58
71	Southern Me.	70
56	Bates	87
56	Colby-Sawyer ■	61
58	Elizabethtown †	94
75	Bridgewater St. †	64
65	Me.-Farmington ■	49
60	Plymouth St. ■	72
80	Babson	98
77	Colby	55
68	Trinity (Conn.)	90
63	Amherst	93
69	Me.-Machias ■	51
86	Connecticut Col.	78
93	Wesleyan (Conn.)	85
106	St. Joseph's (Me.) ■	73
67	Williams ■	82
72	Middlebury ■	48
77	Tufts ■	65
62	Bates ■	55
66	Maine Maritime	55
84	Colby ■	70
52	Bates ■	87

Nickname: Polar Bears
 Colors: White
 Arena: Morrell Gymnasium
 Capacity: 2,000; Year Built: 1965
 AD: Jeffrey H. Ward
 SID: Jac Coyne

BOWIE ST.

Bowie, MD 20715-9465II

Coach: Luke D'Alessio, Catholic 1983

2003-04 RESULTS (23-6)

105	Cheyney	99
85	Bloomsburg ■	61
106	Eckerd ■	103
87	Livingstone ■	67
72	Winston-Salem ■	75
84	St. Augustine's	82
90	Dist. Columbia ■	84
83	St. Paul's	58
84	Mansfield ■	93
79	Molloy †	71
83	Virginia St. ■	71
87	N.C. Central	65
105	Fayetteville St.	100
88	Shaw	87
78	Johnson Smith	70
81	Pitt.-Johnstown ■	69
87	Virginia Union ■	82
106	Columbia Union ■	68
74	Elizabeth City St.	80
91	Virginia Union	83
96	Shaw ■	76
88	Virginia St.	84
130	Columbia Union	71
96	St. Paul's ■	88
96	Elizabeth City St. ■	60
87	Dist. Columbia	88
69	N.C. Central †	72
86	Lenoir-Rhyne †	81
78	Francis Marion †	95

Nickname: Bulldogs
 Colors: Black & Gold
 Arena: A.C. Jordan Arena
 Capacity: 4,000; Year Built: 1973
 AD: Derek Carter
 SID: Gregory C. Goings

BOWLING GREEN

Bowling Green, OH 43403I

Coach: Dan Dakich, Indiana 1985

2003-04 RESULTS (14-17)

103	Urbana ■	78
64	Findlay ■	50
56	Bradley	69
64	Buffalo	82
60	Northwestern ■	77
75	IPFW	81
57	Michigan	74
56	Detroit ■	52
60	Fairfield †	70
64	American †	73
81	Lamar †	68
84	Eastern Mich. ■	68
63	Ball St.	76
76	Northern Ill. ■	69
77	Akron	72
86	Central Mich. ■	61
80	Toledo	83
64	Kent St. ■	71
88	Marshall ■	73
60	Miami (Ohio)	66
73	Western Mich.	88
81	Ohio ■	71
72	Kent St.	80
69	Northern Ill.	52
76	Youngstown St. ■	64
79	Toledo ■	76
71	Ball St. ■	81
58	Western Mich. ■	70
75	Eastern Mich.	78
56	Ohio ■	54
66	Kent St. †	79

Nickname: Falcons
 Colors: Orange & Brown
 Arena: Anderson Arena
 Capacity: 4,700; Year Built: 1960
 AD: Paul Krebs
 SID: J.D. Campbell

BRADLEY

Peoria, IL 61625I

Coach: Jim Les, Bradley 1986

2003-04 RESULTS (15-16)

73	La.-Monroe ■	65
92	Northeastern ■	86
81	Lubbock Chrst. †	89
83	Miami (Fla.) †	82
69	Bowling Green ■	56
71	Central Mich.	65
74	DePaul	77
59	Butler ■	55
79	Loyola (Ill.) ■	63
80	Pepperdine	81
55	UNLV	73
52	Indiana St.	42
49	Creighton ■	66
67	Drake	90
69	Evansville	84
53	Wichita St. ■	66
62	Southern Ill. ■	72
45	Southwest Mo. St.	52
71	Northern Iowa	78
57	Drake ■	62
57	Illinois St.	54
68	Evansville ■	60
57	Wichita St.	78
56	Creighton	74
72	Northern Iowa ■	64
65	Illinois St. ■	46

76	Northern Ill. ■	67
60	Indiana St.	59
71	Southern Ill.	72
79	Southwest Mo. St. ■	72
56	Illinois St. †	76

Nickname: Braves
 Colors: Red & White
 Arena: Carver Arena
 Capacity: 11,300; Year Built: 1982
 AD: Kenneth E. Kavanagh
 SID: Bobby Parker

BRANDEIS

Waltham, MA 02454-9110III

Coach: Brian Meehan,
 Clark (Mass.) 1986

2003-04 RESULTS (7-18)

84	Newbury ■	75
58	Lasell ■	67
66	Wheaton (Mass.) ■	74
70	Babson ■	87
72	MIT ■	85
85	Carnegie Mellon	88
53	Rochester	87
64	WPI ■	89
82	Framingham St. ■	69
63	New York U.	78
81	Suffolk	72
51	Chicago ■	76
71	Washington-St. Louis ■	80
57	Tufts	67
68	Case Reserve	71
92	Emory	86
82	Emory ■	72
83	Case Reserve ■	73
61	Amherst ■	90
69	Rochester ■	85
74	Carnegie Mellon ■	80
74	Emerson	57
65	Washington-St. Louis	75
51	Chicago	73
77	New York U. ■	81

Nickname: Judges
 Colors: Blue & White
 Arena: Auerbach Arena
 Capacity: 2,500; Year Built: 1992
 AD: Jeffrey W. Cohen/Sheryl Sousa
 SID: Adam Levin

BRIDGEPORT

Bridgeport, CT 06601II

Coach: Mike Ruane, Alvernia 1992

2003-04 RESULTS (20-9)

101	Bentley	91
80	Franklin Pierce ■	69
69	Mass.-Lowell ■	72
70	Queens (N.Y.)	64
84	Southampton ■	69
83	Molloy	78
66	NYIT ■	61
87	Concordia (N.Y.) ■	67
59	C.W. Post	81
55	Philadelphia U. ■	81
61	Adelphi ■	50
75	Mercy	68
40	New Haven ■	57
60	Philadelphia U.	85
87	New Haven	82
80	St. Thomas Aquinas ■	64
77	Dowling ■	58
82	Queens (N.Y.) ■	67
70	Dowling	55
62	Concordia (N.Y.)	48
69	Southampton	63
82	Molloy ■	75
73	NYIT	86
65	St. Thomas Aquinas	57
71	C.W. Post ■	63
59	Adelphi	60

79	Mercy ■	52
63	New Haven ■	68
64	Mass.-Lowell	74

Nickname: Purple Knights
 Colors: Purple & White
 Arena: Harvey Hubbell Gym
 Capacity: 2,000; Year Built: 1963
 AD: Joseph DiPuma
 SID: Ken Johnson, Jr.

BRIDGEWATER (VA.)

Bridgewater, VA 22812-1599III

Coach: Bill Leatherman, Milligan 1966

2003-04 RESULTS (13-13)

88	Salisbury †	79
66	Frostburg St.	79
60	Randolph-Macon ■	61
85	East. Mennonite ■	65
102	Mt. Aloysius ■	76
66	Wash. & Lee ■	51
78	Shenandoah	75
73	Juniata ■	61
92	Frostburg St. ■	85
69	Lynchburg ■	62
54	Hampden-Sydney	69
63	Va. Wesleyan	82
86	Emory & Henry ■	74
73	Guilford ■	76
82	Roanoke ■	78
92	East. Mennonite	85
86	Mt. Aloysius	85
64	Lynchburg	70
84	Hampden-Sydney ■	87
58	Roanoke	69
77	Guilford	86
55	Emory & Henry	76
58	Randolph-Macon	59
60	Va. Wesleyan ■	78
72	Wash. & Lee	61
77	Emory & Henry †	85

Nickname: Eagles
 Colors: Cardinal & Vegas Gold
 Arena: Ninger Hall
 Capacity: 1,200; Year Built: 1957
 AD: Curtis L. Kendall
 SID: Steve Cox

BRIDGEWATER ST.

Bridgewater, MA 02325-9998III

Coach: Joe Farroba, Boston St. 1976

2003-04 RESULTS (13-13)

70	Keene St.	80
72	Salem St. †	75
87	Mass.-Dartmouth	89
68	Mount Ida	73
70	Springfield	83
64	Bowdoin †	75
81	Rhode Island Col. ■	75
81	Emmanuel (Mass.)	71
68	Westfield St.	60
82	Framingham St. ■	58
86	Mass. Liberal Arts	57
70	Mass.-Boston ■	63
60	Curry ■	77
76	Worcester St.	68
78	Salem St. ■	82
68	Fitchburg St. ■	75
86	Westfield St. ■	69
67	Plymouth St.	82
68	Framingham St.	53
81	Mass. Liberal Arts ■	54
79	Wheaton (Mass.) ■	78
73	Worcester St. ■	53
59	Salem St.	71
75	Fitchburg St.	76
89	Westfield St. ■	62
81	Salem St.	93

Nickname: Bears
 Colors: Crimson & White
 Arena: Adrian Tinsley Center
 Capacity: 1,000; Year Built: 2002
 AD: John C. Harper
 SID: Mike Holbrook

BRIGHAM YOUNG

Provo, UT 84602I

Coach: Steve Cleveland, UC Irvine 1976

2003-04 RESULTS (21-9)

88	Southern Utah ■	54
46	California	47
84	Utah Valley St. ■	65
75	Boise St.	69
76	Oklahoma St. †	71
92	Western Ore. ■	56
85	Southern California ■	61
86	Weber St. ■	65
74	Utah St.	76
90	Idaho St. †	66
68	Santa Clara	66
70	St. Mary's (Cal.) ■	55
62	North Carolina St.	89
61	San Diego St.	65
82	Colorado St. ■	53
78	Wyoming ■	64
52	Air Force	74
63	New Mexico	65
56	Utah	64
64	UNLV ■	61
83	San Diego St. ■	69
67	Wyoming	53
79	Colorado St.	73
88	New Mexico ■	71
67	Air Force ■	61
70	Utah ■	57
89	UNLV	88
79	Wyoming †	74
51	Utah †	54
75	Syracuse †	80

Nickname: Cougars
 Colors: Blue, White & Tan
 Arena: Marriott Center
 Capacity: 22,700; Year Built: 1971
 AD: Q. Val Hale
 SID: Brett Pyne

BYU-HAWAII

Laie, HI 96762-1294II

Coach: Ken Wagner,
 Brigham Young 1979

2003-04 RESULTS (23-5)

63	Regis (Colo.)	57
53	Colorado St.	84
89	San Fran. St.	66
87	Adams St.	63
108	Humboldt St. ■	97
86	Hawaii Pacific ■	76
68	Notre Dame de Namur ■	52
72	Baylor ■	67
83	Northern Ill. ■	76
85	San Jose St. ■	75
67	Chapman ■	58
115	Western N.M. ■	62
105	Western N.M. ■	59
91	Mont. St.-Billings ■	90
70	Chaminade	66
83	Hawaii Pacific	69
74	Hawaii-Hilo	88
77	Chaminade ■	66
73	Mont. St.-Billings	77
93	Mont. St.-Billings	82
86	Western N.M.	82
80	Hawaii-Hilo ■	62
72	Hawaii-Hilo	84
88	Chaminade	71
97	Hawaii Pacific ■	80

67	Alas. Anchorage †	61
61	Humboldt St. †	71

Nickname: Seasideers
 Colors: Crimson, Gray & Gold
 Arena: Cannon Activities Center
 Capacity: 4,338; Year Built: 1981
 AD: A. Kenyon Wagner
 SID: Scott Lowe

BROCKPORT ST.

Brockport, NY 14420-2989III

Coach: Nelson Whitmore,
 St. John Fisher 1992

2003-04 RESULTS (22-8)

72	Otterbein †	79
79	St. Thomas (Minn.) †	87
83	Cortland St. ■	76
68	Plattsburgh St.	62
84	Oswego St.	60
73	St. Lawrence	79
69	Clark (Mass.) †	74
92	Mass. Liberal Arts †	59
87	Rochester Inst.	76
55	Rochester	77
79	Roberts Wesleyan †	70
85	St. John Fisher ■	71
68	Utica/Rome	80
93	Oneonta St.	62
94	Buffalo St. ■	71
62	Cortland St.	56
101	New Paltz St. ■	92
82	Geneseo St. ■	74
74	Oswego St. ■	71
111	Utica/Rome ■	76
78	Buffalo St.	68
90	Potsdam St. ■	85
84	Plattsburgh St. ■	57
90	Fredonia St.	58
103	New Paltz St.	72
90	Utica/Rome ■	75
71	Cortland St. †	42
76	Potsdam St. †	84
80	Trinity (Conn.) ■	76
50	Williams	78

Nickname: Golden Eagles
 Colors: Green & Gold
 Arena: Tuttle North Gym
 Capacity: 3,000; Year Built: 1973
 AD: Linda J. Case
 SID: Eric McDowell

BROOKLYN

Brooklyn, NY 11210III

Coach: Steve Podias, Fordham 1978

2003-04 RESULTS (4-19)

90	Pratt ■	78
73	Medgar Evers	89
87	City Tech	81
68	York (N.Y.)	73
72	Staten Island ■	77
73	St. Joseph's (Brkln) ■	63
54	Polytechnic (N.Y.)	55
57	John Jay ■	78
61	Lehman	97
61	Chestnut Hill ■	75
52	Manhattanville	68
78	CCNY ■	87
76	Hunter ■	87
73	Maritime (N.Y.) ■	78
46	Yeshiva ■	69
56	Medgar Evers ■	52
68	City Tech	90
61	Chestnut Hill ■	75
60	York (N.Y.)	82
67	Purchase St. ■	74
68	Staten Island	95
74	Baruch ■	82
49	Kean	86

Nickname: Bridges
 Colors: Maroon & Gold
 Arena: Roosevelt Gymnasium
 Capacity: 800; Year Built: 1935
 AD: Bruce Filosa
 SID: Alex Lang

BROWN

Providence, RI 02912I

Coach: Glen Miller, Connecticut 1986

2003-04 RESULTS (14-13)

51	Texas	89
53	Rider	69
63	Wagner ■	57
95	Me.-Fort Kent †	73
69	Maine	79
62	Rhode Island ■	66
62	Ohio	71
43	Holy Cross	69
71	Wright St. ■	74
90	Stony Brook	79
63	Hartford	70
47	Wake Forest	86
79	Central Conn. St. ■	58
85	Yale	75
77	Yale ■	65
49	Princeton ■	64
92	Pennsylvania ■	88
81	Cornell ■	96
90	Columbia ■	81
91	Harvard	67
84	Dartmouth	64
78	Pennsylvania	74
61	Princeton	68
77	Dartmouth ■	54
100	Harvard ■	83
74	Columbia	81
69	Cornell	66

Nickname: Bears
 Colors: Brown, Red & White
 Arena: Pizzitola Sports Center
 Capacity: 3,100; Year Built: 1989
 AD: David T. Roach
 SID: Chris Humm

BRYANT

Smithfield, RI 02917-1284II

Coach: Max Good, Eastern Ky. 1969

2003-04 RESULTS (23-10)

88	Southampton	62
71	Bentley	82
72	Stonehill	60
76	Le Moyne ■	47
74	St. Anselm	56
81	St. Michael's	63
94	Southern Conn. St. ■	50
109	Dowling ■	52
93	Teikyo Post ■	60
86	Concordia (N.Y.) ■	64
72	Pace ■	77
81	St. Rose	68
94	Caldwell	73
79	American Int'l ■	56
59	Assumption	74
86	Franklin Pierce	70
71	Mass.-Lowell	79
69	Southern N.H. ■	58
77	St. Michael's ■	63
77	St. Anselm ■	67
59	Le Moyne	80
72	American Int'l	59
70	Assumption	64
61	Franklin Pierce ■	70
65	Southern N.H.	76
72	Mass.-Lowell ■	77
81	Merrimack	71
76	American Int'l ■	64
72	Le Moyne	65
47	Mass.-Lowell	68

65	C.W. Post †	63
64	NYIT †	60
62	Mass.-Lowell	63

Nickname: Bulldogs
 Colors: Black, Gold & White
 Arena: Chace Athletic Center
 Capacity: 2,700; Year Built: 1971
 AD: Dan Gavitt
 SID: TBA

BUCKNELL

Lewisburg, PA 17837I

Coach: Pat Flannery, Bucknell 1980

2003-04 RESULTS (14-15)

52	Michigan St.	64
62	Yale ■	63
71	Niagara	90
61	Northwestern	69
79	St. Francis (Pa.)	84
79	Dickinson ■	36
49	Pennsylvania ■	58
77	Ursinus ■	62
68	Norfolk St. †	52
63	Col. of Charleston	76
46	Penn St.	58
67	Robert Morris	74
55	American	58
70	Lehigh	75
87	Navy	46
63	Cornell ■	55
56	Army	23
72	Lafayette	81
61	Colgate ■	53
77	Holy Cross ■	67
67	American ■	62
64	Lehigh ■	63
54	Navy	52
79	Lafayette ■	61
75	Army ■	25
61	Holy Cross	72
57	Colgate	60
66	Holy Cross †	60
45	Lehigh †	60

Nickname: Bison
 Colors: Orange & Blue
 Arena: Sojka Pavilion
 Capacity: 4,000; Year Built: 2003
 AD: John P. Hardt
 SID: Jon Terry

BUENA VISTA

Storm Lake, IA 50588-9990III

Coach: Brian VanHaafden,
 Northwestern (Iowa)

2003-04 RESULTS (24-5)

63	Gust. Adolphus ■	59
81	Northwestern (Iowa)	74
101	Dubuque	79
101	Grand View	100
70	Mary Washington	64
77	Marymount (Va.)	69
77	Viterbo †	80
90	Finlandia †	61
77	Wartburg	64
85	Cornell College ■	78
68	Coe ■	63
81	Loras	79
69	Simpson	66
71	Central (Iowa)	59
79	Upper Iowa ■	69
75	Luther ■	51
84	Loras ■	55
77	Wartburg ■	69
71	Coe	86
86	Cornell College	92
83	Dubuque	53
77	Central (Iowa) ■	63
111	Simpson ■	112

71 Luther.....	50
91 Upper Iowa.....	71
74 Luther ■.....	48
94 Coe ■.....	69
70 Wartburg ■.....	48
66 Lawrence ■.....	72

Nickname: Beavers
 Colors: Navy Blue & Gold
 Arena: Siebens Fieldhouse
 Capacity: 3,500; Year Built: 1969
 AD: JanTravis
 SID: Paul Misner

BUFFALO

Buffalo, NY 14260I

Coach: Reggie Witherspoon,
 Empire St. 1995

2003-04 RESULTS (17-12)

58 Canisius ■.....	60
53 Rutgers.....	78
64 Penn St. ■.....	67
82 Bowling Green ■.....	64
86 Youngstown St. ■.....	66
72 Colgate.....	49
81 Niagara.....	79
79 Robert Morris ■.....	66
64 Fairleigh Dickinson.....	79
83 Toledo.....	88
62 Miami (Ohio) ■.....	72
54 Western Mich. ■.....	84
76 Ohio.....	90
74 Marshall.....	86
85 Northern Ill.....	73
89 Akron ■.....	83
84 Ball St.....	75
66 Eastern Mich. ■.....	77
77 Marshall ■.....	58
75 Kent St.....	79
75 Central Mich. ■.....	66
83 Eastern Mich.....	64
64 Indiana St.....	51
82 Kent St. ■.....	66
87 Miami (Ohio).....	73
77 Ohio ■.....	49
68 Akron.....	60
90 Northern Ill. ■.....	73
85 Toledo †.....	97

Nickname: Bulls
 Colors: Royal Blue & White
 Arena: Alumni Arena
 Capacity: 8,500; Year Built: 1982
 AD: William J. Maher
 SID: Jon Fuller

BUFFALO ST.

Buffalo, NY 14222-1095III

Coach: Richard Bihl, Buffalo St. 1969

2003-04 RESULTS (13-12)

69 Fisher †.....	61
55 Montclair St.....	74
72 Oswego St. ■.....	64
77 Oneonta St.....	76
43 Utica/Rome.....	65
57 St. Norbert †.....	72
65 Thiel †.....	50
59 Medaille ■.....	56
63 D'Youville ■.....	51
78 Montclair St. †.....	72
52 Chowan †.....	51
89 New Paltz St. ■.....	58
68 Geneseo St.....	80
61 Potsdam St. ■.....	77
71 Brockport St.....	94
49 Potsdam St.....	50
64 Plattsburgh St.....	62
61 Fredonia St. ■.....	62
68 Brockport St. ■.....	78
79 Oneonta St. ■.....	65
87 Utica/Rome ■.....	64

50 Geneseo St. ■.....	59
49 Oswego St.....	56
75 Cortland St.....	66
45 Potsdam St.....	59

Nickname: Bengals
 Colors: Orange & Black
 Arena: Sports Arena
 Capacity: 3,500; Year Built: 1991
 AD: Jerry S. Boyes
 SID: Jeff Ventura

BUTLER

Indianapolis, IN 46208-3485I

Coach: Todd Lickliter, Butler 1979

2003-04 RESULTS (16-14)

68 Quincy ■.....	54
56 Northern Iowa.....	54
60 Michigan ■.....	61
61 Ball St.....	63
65 Evansville ■.....	64
55 Bradley.....	59
50 Indiana.....	62
57 Indiana St. ■.....	39
63 Wis.-Green Bay ■.....	70
54 St. Louis.....	72
39 Wright St.....	51
59 Wis.-Milwaukee.....	71
50 Wis.-Green Bay.....	60
72 Loyola (Ill.) ■.....	54
70 Detroit ■.....	69
67 Youngstown St.....	66
53 Wright St. ■.....	54
61 Cleveland St. ■.....	43
71 Ill.-Chicago ■.....	74
72 IPFW ■.....	55
74 Loyola (Ill.).....	67
57 Cleveland St.....	56
48 Detroit.....	54
75 Wis.-Milwaukee ■.....	58
64 Ohio ■.....	63
81 Youngstown St. ■.....	76
54 Ill.-Chicago.....	64
88 Youngstown St. ■.....	57
72 Wis.-Green Bay ■.....	50
56 Ill.-Chicago.....	65

Nickname: Bulldogs
 Colors: Blue & White
 Arena: Hinkle Fieldhouse
 Capacity: 11,043; Year Built: 1928
 AD: John C. Parry
 SID: Jim McGrath

C.W. POST

Brookville, NY 11548.....II

Coach: Tom Galeazzi, Cortland St. 1961

2003-04 RESULTS (25-6)

94 Nyack.....	57
61 Dillard †.....	60
78 Mercy.....	71
74 New Haven.....	78
75 Philadelphia U. ■.....	77
76 St. Thomas Aquinas.....	68
76 NYIT.....	85
81 Bridgeport ■.....	59
95 Southampton.....	62
75 Dowling.....	53
58 Concordia (N.Y.) ■.....	52
75 Queens (N.Y.).....	59
70 Southampton ■.....	56
77 Queens (N.Y.) ■.....	69
80 Molloy.....	67
65 Adelphi.....	69
88 NYIT ■.....	77
62 Southern Conn. St.....	55
70 Mercy ■.....	56
70 Adelphi ■.....	56
82 New Haven ■.....	77
68 Philadelphia U.....	62
71 St. Thomas Aquinas ■.....	57

76 Molloy ■.....	70
63 Bridgeport.....	71
86 Dowling ■.....	56
88 Concordia (N.Y.).....	58
78 St. Thomas Aquinas ■.....	61
79 NYIT ■.....	78
77 Philadelphia U. †.....	65
63 Bryant †.....	65

Nickname: Pioneers
 Colors: Green & Gold
 Arena: Pratt Recreation Center
 Capacity: 3,000; Year Built: 2002
 AD: Vincent Salamone
 SID: Brad Sullivan

CABRINI

Radnor, PA 19087-3698III

Coach: John Dzik, West Chester 1972

2003-04 RESULTS (14-11)

97 Cazenovia †.....	83
77 TCNJ.....	75
68 Fairleigh Dickinson.....	90
79 Alvernia.....	82
62 Eastern ■.....	58
62 Dominican (Cal.) †.....	81
97 Caltech.....	47
56 Whitworth †.....	76
56 Misericordia.....	66
74 Keystone ■.....	62
68 Palm Beach Atl. ■.....	64
56 Gwynedd-Mercy ■.....	73
57 Neumann ■.....	86
77 Wesley.....	75
70 Eastern.....	65
62 Arcadia.....	47
70 Alvernia ■.....	66
74 Marywood.....	64
63 Gwynedd-Mercy.....	87
58 Neumann.....	64
73 Misericordia ■.....	75
81 Marywood ■.....	78
81 Arcadia ■.....	57
83 Wesley.....	66
71 Eastern ■.....	75

Nickname: Cavaliers
 Colors: Royal Blue & White
 Arena: Sacred Heart Gymnasium
 Capacity: 750; Year Built: 1958
 AD: Leslie Danehy
 SID: Rich Schepis

CALDWELL

Caldwell, NJ 07006-6195II

Coach: Mark Corino, Kean 1977

2003-04 RESULTS (9-18)

81 Green Mountain.....	69
60 Mercy †.....	61
74 Adelphi †.....	77
65 Pace ■.....	78
71 Holy Family.....	66
83 Goldey-Beacom.....	77
78 Wilmington (Del.) ■.....	62
59 North Fla.....	71
70 Columbus St. †.....	86
85 Bloomfield.....	92
73 Bryant ■.....	94
76 Dominican (N.Y.).....	81
66 Felician ■.....	74
60 Phila. Sciences.....	74
65 N.J. Inst. of Tech.....	63
64 Wilmington (Del.).....	74
73 Teikyo Post.....	93
78 N.J. Inst. of Tech. ■.....	68
68 Dominican (N.Y.) ■.....	64
69 Felician.....	71
86 Goldey-Beacom ■.....	64
61 Nyack ■.....	65
63 Holy Family ■.....	74
83 Bloomfield ■.....	88

60 Nyack.....	70
71 Phila. Sciences ■.....	54
70 Teikyo Post.....	86

Nickname: Cougars
 Colors: Scarlet & Gold
 Arena: George R. Newman
 Capacity: 1,800; Year Built: 2002
 AD: Mark A. Corino
 SID: Michael Lamberti

CALIFORNIA

Berkeley, CA 94720I

Coach: Ben Braun, Wisconsin 1975

2003-04 RESULTS (13-15)

62 Cal Poly ■.....	63
47 Brigham Young ■.....	46
57 UNLV.....	59
65 UC Irvine ■.....	57
60 Colorado.....	78
80 Wyoming ■.....	55
57 St. Joseph's †.....	59
85 Columbia ■.....	66
44 Air Force ■.....	49
76 Washington ■.....	62
50 Washington St. ■.....	55
75 Arizona.....	95
74 Arizona St.....	62
61 Stanford.....	68
63 Southern California ■.....	62
76 UCLA ■.....	62
56 Oregon.....	68
88 Oregon St.....	74
87 Arizona ■.....	83
85 Arizona St. ■.....	83
58 Stanford ■.....	69
49 UCLA.....	66
60 Southern California.....	70
85 Oregon ■.....	81
75 Oregon St. ■.....	58
58 Washington.....	76
58 Washington St.....	70
82 Oregon †.....	87

Nickname: Golden Bears
 Colors: Blue & Gold
 Arena: Haas Pavilion
 Capacity: 11,877; Year Built: 1999
 AD: Stephen Gladstone
 SID: Herb Benenson

UC DAVIS

Davis, CA 95616-8674II

Coach: Gary Stewart, La Verne 1984

2003-04 RESULTS (18-9)

61 Western Wash.....	76
55 Lewis & Clark ■.....	48
95 Cal St. Chico ■.....	69
67 Cal St. Chico.....	72
92 UC Santa Cruz ■.....	40
65 Seattle ■.....	55
62 Nevada.....	84
53 Cal St. San B'dino.....	74
67 Cal Poly Pomona.....	69
95 Cal St. Stanislaus ■.....	73
59 Cal St. Bakersfield ■.....	50
74 UC San Diego.....	67
66 Grand Canyon.....	48
74 Sonoma St. ■.....	51
59 San Fran. St. ■.....	68
75 Cal St. Dom. Hills.....	49
64 Cal St. L.A.....	38
74 Cal St. L.A. ■.....	68
85 Cal St. Dom. Hills ■.....	79
62 San Fran. St.....	59
74 Sonoma St.....	64
85 Grand Canyon ■.....	69
73 UC San Diego.....	79
73 Cal Poly Pomona ■.....	75
64 Cal St. San B'dino ■.....	48
72 Cal St. Bakersfield.....	94
72 Cal St. Stanislaus.....	62

Nickname: Aggies
 Colors: Yale Blue & Gold
 Arena: Recreation Hall
 Capacity: 7,600; Year Built: 1977
 AD: Greg Warzecka
 SID: Bill Stevens

UC IRVINE

Irvine, CA 92697-4125.....I

Coach: Pat Douglass, Pacific 1972

2003-04 RESULTS (11-17)

65 Ill.-Chicago †	77
65 San Diego †	60
63 Ohio †	60
59 Stanford ■	72
57 California	65
57 Princeton †	55
84 Ark.-Monticello †	67
85 Pepperdine ■	83
56 Sacramento St.	64
74 Cal Poly ■	69
77 UC Santa Barb. ■	84
72 Cal St. Northridge	56
52 Pacific ■	67
66 UC Riverside ■	65
74 Cal St. Fullerton ■	67
74 Long Beach St.	77
48 Utah St.	57
52 Idaho	57
52 Pacific ■	64
51 Cal St. Northridge ■	56
63 Cal St. Fullerton	70
54 UC Riverside	72
80 Long Beach St. ■	71
64 New Mexico St.	69
65 Idaho ■	63
56 Utah St. ■	59
55 UC Santa Barb.	56
62 Cal Poly	70

Nickname: Anteaters
 Colors: Blue & Gold
 Arena: Bren Events Center
 Capacity: 5,000; Year Built: 1987
 AD: Robert Chichester
 SID: Bob Olson

UC RIVERSIDE

Riverside, CA 92521I

Coach: John Masi, UC Riverside 1970

2003-04 RESULTS (11-17)

53 Loyola Marymount	59
78 Washington	91
68 Arizona St.	77
70 UCLA	84
72 Northern Ariz. ■	69
108 Southern Ore. ■	57
83 St. Mary's (Cal.) ■	71
55 Sacramento St.	66
59 Pacific ■	73
78 Cal St. Northridge ■	70
64 Cal St. Fullerton ■	60
65 UC Irvine	66
73 Long Beach St.	61
57 Idaho ■	63
58 Utah St. ■	62
52 UC Santa Barb.	66
70 Cal Poly	84
66 Cal St. Fullerton	69
77 Long Beach St. ■	75
72 UC Irvine ■	54
72 Utah St.	77
65 Idaho	70
95 Cal Poly ■	97
63 UC Santa Barb. ■	60
72 Cal St. Northridge	71
57 Pacific	92
72 Cal Poly †	63
58 Idaho †	66

Nickname: Highlanders
 Colors: Blue & Gold
 Arena: UCR Student Rec Center
 Capacity: 3,168; Year Built: 1994
 AD: Stanley M. Morrison
 SID: Ross French

UC SAN DIEGO

La Jolla, CA 92093-0531II

Coach: Greg Lanthier,
 Pt. Loma Nazarene 1987

2003-04 RESULTS (9-18)

78 La Verne	81
112 Redlands	119
82 Grand Canyon	78
51 San Diego St.	76
56 Grand Canyon ■	62
67 Seattle Pacific ■	80
66 San Diego	81
55 Cal St. L.A.	45
68 Cal St. Dom. Hills	66
65 Cal Poly Pomona ■	64
56 Cal St. San B'dino ■	75
67 UC Davis ■	74
76 Cal St. Chico ■	85
52 Cal St. Stanislaus	55
58 Cal St. Bakersfield	73
65 Sonoma St. ■	74
80 San Fran. St. ■	70
69 San Fran. St.	75
59 Sonoma St.	72
61 Cal St. Bakersfield ■	86
80 Cal St. Stanislaus	63
98 Cal St. Chico	108
79 UC Davis	73
83 Cal St. Dom. Hills ■	77
83 Cal St. L.A. ■	79
76 Cal St. San B'dino	88
66 Cal Poly Pomona	71

Nickname: Tritons
 Colors: Blue & Gold
 Arena: RIMAC Arena
 Capacity: 5,000; Year Built: 1995
 AD: Earl W. Edwards
 SID: Doga Gur

UC SANTA BARB.

Santa Barbara, CA 93106-5200 I

Coach: Bob Williams, San Jose St. 1975

2003-04 RESULTS (16-12)

57 Hawaii	51
48 St. Mary's (Cal.) †	62
75 Southeast Mo. St. †	77
65 Pepperdine ■	62
66 Westmont ■	36
90 San Diego ■	70
61 UCLA	60
52 Kansas †	72
63 Alabama St. †	53
62 Long Beach St.	63
84 UC Irvine	77
67 Utah St. ■	74
59 Idaho ■	47
78 Cal Poly	59
59 Cal St. Northridge ■	47
56 Pacific	76
66 UC Riverside ■	52
77 Cal St. Fullerton ■	44
45 Idaho	57
54 Utah St.	63
73 Cal Poly ■	57
58 Pacific ■	61
71 Cal St. Northridge	80
98 Cal St. Fullerton	95
60 UC Riverside	63
56 UC Irvine ■	55
89 Long Beach St. ■	61
58 Cal St. Northridge †	61

Nickname: Gauchos
 Colors: Blue & Gold
 Arena: The Thunderdome
 Capacity: 6,000; Year Built: 1979
 AD: Gary A. Cunningham
 SID: Bill Mahoney

UC SANTA CRUZ

Santa Cruz, CA 95064III

Coach: Gordie Johnson, U. of Phoenix

2003-04 RESULTS (3-21)

52 Biola ■	84
75 St. Martin's ■	99
41 San Jose St.	87
53 Dominican (Cal.)	72
47 San Fran. St.	76
81 Redlands	113
100 S'western (Ariz.) †	80
43 Utah Valley St. ■	71
48 St. Mary's (Cal.)	97
40 UC Davis	92
51 Lewis & Clark †	81
62 Robert Morris-Chicag †	83
80 Puget Sound ■	105
55 Whitworth †	94
80 Caltech	32
65 Cal Lutheran	76
63 La Verne	85
74 San Jose Christian ■	69
71 Chapman ■	77
63 Chapman	78
71 La Sierra	73
60 Colorado Col. †	74
62 Dallas	86
72 San Jose Christian	84

Nickname: Banana Slugs
 Colors: Blue & Gold
 Arena: West Field House
 Capacity: 300
 AD: Greg Harshaw
 SID: Dorth Raphaely

CALIFORNIA (PA.)

California, PA 15419II

Coach: Bill Brown, Ohio 1974

2003-04 RESULTS (23-7)

77 Virginia St. ■	69
77 Dist. Columbia ■	73
63 Salem Int'l	60
80 Ohio Valley ■	55
50 Millersville ■	43
78 West Chester ■	63
79 Wheeling Jesuit ■	73
85 East Stroudsburg ■	62
102 Bloomsburg ■	63
87 Ohio Valley	57
66 Dist. Columbia	71
71 Cheyney	62
62 Kutztown	66
78 Mansfield	82
56 Clarion	51
93 Indiana (Pa.) ■	61
70 Pitt.-Johnstown	72
69 Lock Haven	57
73 Shippensburg ■	57
69 Edinboro	75
69 Slippery Rock ■	65
79 Indiana (Pa.)	75
66 Clarion	43
54 Lock Haven ■	52
74 Shippensburg	61
83 Slippery Rock	69
48 Edinboro ■	45
68 Clarion ■	58
84 Kutztown †	91
59 Cheyney †	76

Nickname: Vulcans
 Colors: Red & Black

Arena: Hamer Hall
 Capacity: 2,500; Year Built: 1962
 AD: Thomas G. Pucci
 SID: David Smith

CAL LUTHERAN

Thousand Oaks, CA
 91360-2787III

Coach: Rich Rider, Truman 1970

2003-04 RESULTS (19-6)

94 West Coast Chrst. ■	61
76 Chapman	75
101 Mary ■	98
63 Cal Baptist	71
71 Cal Baptist ■	70
72 Vanguard	74
77 St. Mary's (Minn.) ■	57
67 St. Olaf ■	50
76 Rockford ■	59
76 UC Santa Cruz ■	65
84 La Sierra	63
103 Redlands	118
81 La Verne	66
104 Caltech ■	53
82 Whittier	78
72 Claremont-HMS ■	69
62 Pomona-Pitzer ■	60
57 Occidental	62
115 Redlands ■	107
76 La Verne ■	70
92 Caltech	43
76 Whittier ■	73
63 Claremont-HMS	73
53 Pomona-Pitzer	72
75 Occidental ■	58

Nickname: Kingsmen
 Colors: Purple & Gold
 Arena: CLU Gymnasium
 Capacity: 500; Year Built: 1962
 AD: Bruce Bryde
 SID: Scott Flanders

CAL POLY

San Luis Obispo, CA 93407I

Coach: Kevin Bromley,
 Colorado St. 1983

2003-04 RESULTS (11-16)

63 California	62
62 Colorado ■	73
70 San Jose St. ■	62
67 Loyola Marymount	68
76 Sacramento St. ■	60
71 San Diego St.	90
93 Southern California	78
80 Cal St. Stanislaus ■	73
69 UC Irvine	74
72 Long Beach St.	86
87 Idaho ■	63
63 Utah St. ■	69
59 UC Santa Barb. ■	78
64 Pacific	88
71 Cal St. Northridge	80
80 Cal St. Fullerton ■	71
84 UC Riverside ■	70
43 Utah St.	57
44 Idaho	60
57 UC Santa Barb.	73
70 Cal St. Northridge ■	81
64 Pacific ■	76
97 UC Riverside	95
83 Cal St. Fullerton	90
79 Long Beach St. ■	66
70 UC Irvine ■	62
63 UC Riverside †	72

Nickname: Mustangs
 Colors: Green & Gold
 Arena: Robert A. Mott Gymnasium
 Capacity: 3,032; Year Built: 1960
 AD: Alison Cone
 SID: Brian Thurmond

CAL POLY POMONA
Pomona, CA 91768II

Coach: Greg Kamansky,
UC San Diego 1988

2003-04 RESULTS (21-7)

68	Azusa Pacific	↑	78
77	Hope Int'l		58
68	Vanguard		50
80	North Dakota St.	■	74
49	Cal St. San B'dino		67
77	Cal St. San B'dino	■	85
100	Western Wash.	■	91
89	Cal St. Chico	■	75
69	UC Davis	■	67
64	UC San Diego		65
74	Grand Canyon		55
74	Sonoma St.		64
61	San Fran. St.		49
65	Cal St. L.A.	■	50
72	Cal St. Dom. Hills	■	62
45	Cal St. Bakersfield		57
70	Cal St. Stanislaus		56
75	Cal St. Stanislaus	■	66
64	Cal St. Bakersfield	■	61
71	Cal St. Dom. Hills		62
68	Cal St. L.A.		56
73	San Fran. St.	■	45
68	Sonoma St.	■	52
75	UC Davis		73
82	Cal St. Chico		92
77	Grand Canyon	■	58
71	UC San Diego	■	66
83	Humboldt St.	↑	86

Nickname: Broncos
Colors: Green & Gold
Arena: Kellogg Gym
Capacity: 5,000; Year Built: 1966
AD: Glenn Shenker
SID: Paul Helms

CAL ST. BAKERSFIELD
Bakersfield, CA 93311-1099II

Coach: Henry Clark,
Mont. St.-Billings 1980

2003-04 RESULTS (22-6)

74	Westmont	■	68
67	Cal St. Stanislaus	■	60
78	Cal St. Stanislaus		62
74	Cal St. Hayward	■	55
67	Chaminade	■	46
55	Lewis	■	61
72	Northwest Nazarene	■	59
84	Sonoma St.		67
58	San Fran. St.	■	44
81	Cal St. Chico		77
50	UC Davis		59
79	Cal St. Dom. Hills		63
81	Cal St. L.A.		53
79	Grand Canyon	■	59
73	UC San Diego	■	58
57	Cal Poly Pomona	■	45
51	Cal St. San B'dino	■	73
60	Cal St. San B'dino		72
61	Cal Poly Pomona		64
86	UC San Diego		61
85	Grand Canyon		67
53	Cal St. L.A.	■	49
89	Cal St. Dom. Hills	■	74
72	San Fran. St.		57
75	Sonoma St.		65
94	UC Davis	■	72
93	Cal St. Chico	■	83
82	Alas. Fairbanks	↑	91

Nickname: Roadrunners
Colors: Blue & Gold
Arena: Centennial Garden
Capacity: 10,800; Year Built: 1998
AD: Rudy Carvajal
SID: Kevin Gilmore

CAL ST. CHICO
Chico, CA 95929II

Coach: Prescott Smith,
Southwestern Okla. 1965

2003-04 RESULTS (17-11)

89	Dominican (Cal.)	■	64
93	Seattle Pacific	■	91
92	Central Wash.	■	83
69	UC Davis		95
72	UC Davis	■	67
78	Humboldt St.		95
75	Alas. Fairbanks	↑	80
75	Cal Poly Pomona		89
68	Cal St. San B'dino		70
77	Cal St. Bakersfield	■	81
91	Cal St. Stanislaus	■	78
87	Grand Canyon		72
85	UC San Diego		76
77	San Fran. St.	■	72
70	Sonoma St.	■	57
66	Cal St. L.A.		64
80	Cal St. Dom. Hills		73
72	Cal St. Dom. Hills	■	64
76	Cal St. L.A.	■	65
91	Sonoma St.		97
65	San Fran. St.		62
108	UC San Diego	■	98
93	Grand Canyon	■	50
57	Cal St. San B'dino	■	83
92	Cal Poly Pomona	■	82
78	Cal St. Stanislaus		80
83	Cal St. Bakersfield		93
60	Cal St. San B'dino		92

Nickname: Wildcats
Colors: Cardinal & White
Arena: Art Acker Gym
Capacity: 1,997; Year Built: 1962
AD: Anita S. Barker
SID: Teresa Clements

CAL ST. DOM. HILLS
Carson, CA 90747II

Coach: Larry Hauser, Chicago St. 1971

2003-04 RESULTS (8-19)

77	Hope Int'l		70
72	Azusa Pacific	↑	88
81	Cal Baptist	■	92
68	Dominican (Cal.)		82
62	Cal St. L.A.		48
67	Cal St. L.A.	■	51
64	Malone	■	61
78	Grand Canyon	■	58
66	UC San Diego	■	68
69	San Fran. St.		71
64	Sonoma St.		67
63	Cal St. Bakersfield	■	79
74	Cal St. Stanislaus	■	63
69	Cal St. San B'dino		77
62	Cal Poly Pomona		72
49	UC Davis	■	75
73	Cal St. Chico	■	80
64	Cal St. Chico		72
79	UC Davis		85
62	Cal Poly Pomona	■	71
56	Cal St. San B'dino	■	77
70	Cal St. Stanislaus		74
74	Cal St. Bakersfield		89
77	UC San Diego		83
74	Grand Canyon		70
72	Sonoma St.	■	77
67	San Fran. St.	■	58

Nickname: Toros
Colors: Cardinal Red & Gold
Arena: Torodome
Capacity: 4,200; Year Built: 1978
AD: Ron Prettyman
SID: Patrick Guillen

CAL ST. FULLERTON
Fullerton, CA 92834-6810I

Coach: Bob Burton, Fresno St. 1968

2003-04 RESULTS (11-17)

60	Northern Ariz.		77
76	Arizona St.		83
71	Sacramento St.	■	78
78	Pepperdine		74
82	Northern Ariz.	■	67
90	Southern California		96
77	Eastern Wash.	■	70
83	Occidental	■	63
67	Loyola Marymount	■	71
55	Cal St. Northridge	■	61
64	Pacific	■	66
60	UC Riverside		64
74	Long Beach St.		66
67	UC Irvine		74
49	Utah St.	■	57
70	Idaho	■	59
71	Cal Poly		80
44	UC Santa Barb.		77
69	UC Riverside	■	66
70	UC Irvine	■	63
77	Long Beach St.	■	76
56	Idaho		66
61	Utah St.		87
95	UC Santa Barb.	■	98
90	Cal Poly	■	83
62	Pacific		78
95	Cal St. Northridge		70
70	Cal St. Northridge	↑	80

Nickname: Titans
Colors: Navy, Orange & White
Arena: Titan Gym
Capacity: 3,500; Year Built: 1964
AD: Brian Quinn
SID: Mel Franks

CAL ST. HAYWARD
Hayward, CA 94542III

Coach: Will Biggs,
Cal St. Hayward 1988

2003-04 RESULTS (18-10)

94	Simpson (Cal.)		72
100	Willamette	↑	106
95	S'western (Ariz.)	↑	67
55	Cal St. Bakersfield		74
98	Robert Morris-S'fel	■	82
71	Lewis & Clark	■	76
62	Humboldt St.		87
86	Pacific Union	■	74
69	Dominican (Cal.)		73
102	Cal Maritime		62
83	Menlo	■	52
74	Notre Dame de Namur	■	76
77	Cal St. Monterey Bay		75
60	Bethany (Cal.)		51
76	Holy Names		78
92	Simpson (Cal.)	■	53
75	Pacific Union		63
55	Cal Maritime	■	37
62	Dominican (Cal.)	■	70
63	Notre Dame de Namur		53
74	Menlo		60
74	Bethany (Cal.)	■	51
82	Cal St. Monterey Bay	■	73
117	Holy Names	■	108
56	Bethany (Cal.)	↑	42
91	Holy Names	↑	88
60	Dominican (Cal.)		79
81	Marian (Ind.)	↑	94

Nickname: Pioneers
Colors: Red & White
Arena: Pioneer Gym
Capacity: 5,000; Year Built: 1967
AD: Debby De Angelis
SID: Marty Valdez

CAL ST. L.A.
Los Angeles, CA 90032-8240.....II

Coach: Dave Yanai,
Long Beach St. 1966

2003-04 RESULTS (9-18)

60	Vanguard		68
53	Christian Heritage	■	64
70	Biola	■	59
74	North Dakota St.	■	68
48	Cal St. Dom. Hills	■	62
60	Chaminade	■	58
51	Cal St. Dom. Hills		67
45	UC San Diego	■	55
61	Grand Canyon	■	43
59	Sonoma St.		52
56	San Fran. St.		62
69	Cal St. Stanislaus	■	66
53	Cal St. Bakersfield	■	81
50	Cal Poly Pomona		65
34	Cal St. San B'dino		85
64	Cal St. Chico	■	66
38	UC Davis	■	64
68	UC Davis		74
65	Cal St. Chico		76
40	Cal St. San B'dino	■	62
56	Cal Poly Pomona	■	68
49	Cal St. Bakersfield		53
61	Cal St. Stanislaus		59
71	Grand Canyon		58
79	UC San Diego		83
74	San Fran. St.	■	69
60	Sonoma St.	■	79

Nickname: Golden Eagles
Colors: Black & Gold
Arena: Eagles Nest
Capacity: 5,000; Year Built: 1947
AD: Carol M. Dunn
SID: Chris Hughes

CAL ST. NORTHRIDGE
Northridge, CA 91330I

Coach: Bobby Braswell,
Cal St. Northridge 1984

2003-04 RESULTS (14-16)

88	Menlo	■	64
70	Loyola Marymount		81
69	Southern California		75
72	Montana	■	63
49	San Jose St.		55
57	Utah		73
79	Portland St.	■	63
99	Lafayette	■	76
61	Cal St. Fullerton		55
70	UC Riverside		78
56	UC Irvine	■	72
79	Long Beach St.	■	57
70	Idaho		74
57	Utah St.		83
47	UC Santa Barb.		59
80	Cal Poly	■	71
78	Pacific	■	86
64	Long Beach St.		56
56	UC Irvine		51
47	Utah St.	■	69
56	Idaho	■	60
81	Cal Poly		70
80	UC Santa Barb.	■	71
62	Pacific		69
71	UC Riverside	■	72
70	Cal St. Fullerton	■	95
80	Cal St. Fullerton	↑	70
61	UC Santa Barb.	↑	58
63	Utah St.	↑	62
73	Pacific	↑	75

Nickname: Matadors
Colors: Red, White & Black
Arena: The Matadome
Capacity: 1,600; Year Built: 1962
AD: Richard Dull
SID: Ryan Finney

CAL ST. SAN B'DINO

San Bernardino, CA
92407-2397

Coach: Jeff Oliver, Cal Poly 1995

2003-04 RESULTS (26-3)

83	Colo. Christian †	80
50	Metro St.	71
66	Dominican (Cal.) ■	65
67	Cal Poly Pomona ■	49
85	Cal Poly Pomona	77
101	Seattle Pacific †	93
87	Western Wash. †	72
74	UC Davis ■	53
70	Cal St. Chico ■	68
88	Grand Canyon	66
75	UC San Diego	56
69	San Fran. St.	57
86	Sonoma St.	55
77	Cal St. Dom. Hills ■	69
85	Cal St. L.A. ■	34
91	Cal St. Stanislaus	64
73	Cal St. Bakersfield	51
72	Cal St. Bakersfield ■	60
76	Cal St. Stanislaus ■	61
62	Cal St. L.A.	40
77	Cal St. Dom. Hills	56
73	Sonoma St. ■	59
82	San Fran. St. ■	54
83	Cal St. Chico	57
48	UC Davis	64
88	UC San Diego ■	76
90	Grand Canyon ■	69
92	Cal St. Chico ■	60
78	Alas. Fairbanks ■	82

Nickname: Coyotes
Colors: Columbia Blue & Black
Arena: Coussoulis Arena
Capacity: 4,140; Year Built: 1995
AD: Nancy P. Simpson
SID: Mike Murphy

CAL ST. STANISLAUS

Turlock, CA 95382-0299

Coach: Keith Larsen, San Fran. St. 1985

2003-04 RESULTS (8-19)

80	Hawaii-Hilo ■	71
83	Menlo ■	61
62	Long Beach St.	71
60	Cal St. Bakersfield	67
62	Cal St. Bakersfield ■	78
73	Cal Poly	80
47	Pacific	68
58	San Fran. St. ■	57
57	Sonoma St. ■	69
73	UC Davis	95
78	Cal St. Chico	91
66	Cal St. L.A.	69
63	Cal St. Dom. Hills	74
55	UC San Diego ■	52
76	Grand Canyon	69
64	Cal St. San B'dino ■	91
56	Cal Poly Pomona ■	70
66	Cal Poly Pomona	75
61	Cal St. San B'dino	76
79	Grand Canyon	51
63	UC San Diego	80
74	Cal St. Dom. Hills ■	70
59	Cal St. L.A. ■	61
65	Sonoma St.	74
95	San Fran. St.	98
80	Cal St. Chico ■	78
62	UC Davis ■	72

Nickname: Warriors
Colors: Red & Gold
Arena: Warrior Gym
Capacity: 2,000; Year Built: 1978

AD: Milton E. Richards
SID: Hung P. Tsai

CALTECH

Pasadena, CA 91125

Coach: Roy Dow, Colby 1984

2003-04 RESULTS (0-24)

20	Loras ■	98
35	Wis.-Whitewater †	123
33	Colorado Col.	99
31	Chapman	88
37	St. Mary's (Minn.) ■	87
40	Luther ■	83
30	Manchester ■	102
28	Benedictine (Ill.) ■	86
47	Cabrini ■	97
32	UC Santa Cruz ■	80
29	Occidental	89
30	Whittier ■	94
53	Cal Lutheran	104
40	Claremont-M-S	93
16	La Verne ■	108
32	Redlands ■	127
29	Pomona-Pitzer	73
32	Occidental ■	76
35	Whittier	89
43	Cal Lutheran ■	92
48	Claremont-M-S ■	78
12	La Verne	64
43	Redlands	120
24	Pomona-Pitzer ■	73

Nickname: Beavers
Colors: Orange, Black, & White
Arena: Braun Athletic Center
Capacity: 300; Year Built: 1992
AD: TBA
SID: Michael Rupp

CALVIN

Grand Rapids, MI 49546-4388 Ill

Coach: Kevin Van de Streek, Dordt 1981

2003-04 RESULTS (19-10)

109	Grace Bible (Mich.) ■	71
65	Ohio Northern ■	73
73	Aquinas ■	76
95	Cornerstone †	81
74	Grand Valley St. †	76
73	Wheaton (Ill.)	81
86	Trinity Christian ■	82
89	Defiance	75
71	Christian Heritage	77
71	Claremont-M-S	40
85	Ferris St. ■	77
85	Adrian ■	78
71	Albion	77
78	Kalamazoo	62
84	Olivet ■	78
95	Alma ■	45
75	Hope	96
100	Tri-State ■	81
62	Adrian	76
100	Albion ■	65
79	Kalamazoo ■	67
81	Olivet	59
97	Alma	73
64	Hope ■	75
111	Tri-State	106
94	Kalamazoo ■	64
74	Albion †	61
93	Adrian †	67
77	John Carroll	88

Nickname: Knights
Colors: Maroon & Gold
Arena: Calvin Fieldhouse
Capacity: 4,500; Year Built: 1965
AD: Kevin Vande Streek
SID: Jeff Febus

CAMERON

Lawton, OK 73505-6377

Coach: Garrette Mantle,
Southeastern Okla. 1988

2003-04 RESULTS (6-21)

88	Howard Payne †	70
82	Hillsdale Free Will †	44
61	Angelo St.	65
77	SW'ern of Chr. Min. ■	69
73	Sterling (Kan.) ■	68
70	Tex. A&M-Commerce ■	72
62	Tex. A&M-Kingsville ■	74
57	Central Mo. St. †	90
88	Mo. Western St. †	84
42	Stephen F. Austin	87
75	Abilene Christian	79
70	Angelo St.	88
68	Eastern N.M. ■	86
81	West Tex. A&M ■	87
92	Midwestern St.	109
50	Southwestern Okla. ■	73
44	Tarleton St.	78
72	East Central	84
63	Southeastern Okla. ■	76
81	Central Okla. ■	87
40	Northeastern St.	76
59	Southwestern Okla.	71
60	Tarleton St. ■	80
61	East Central ■	69
74	Southeastern Okla.	91
74	Central Okla.	72
62	Northeastern St. ■	84

Nickname: Aggies
Colors: Black & Gold
Arena: Aggie Gymnasium
Capacity: 1,800; Year Built: 1958
AD: Sam Carroll
SID: Steve Doughty

CAMPBELL

Buies Creek, NC 27506

Coach: Robbie Laing, Troy St. 1982

2003-04 RESULTS (3-24)

54	East Caro.	93
66	UNC Greensboro ■	78
48	South Carolina	77
59	UNC Wilmington ■	71
61	UNC Greensboro	79
61	UCF ■	68
86	Fla. Atlantic ■	99
55	Coastal Caro.	84
67	William & Mary	82
73	Troy St. ■	107
68	Georgia St.	89
86	Mercer	92
62	Gardner-Webb ■	79
85	Jacksonville ■	73
60	Stetson ■	74
61	Lipscomb	78
60	Belmont	92
82	Troy St.	120
90	Lipscomb ■	84
85	Belmont ■	94
72	Stetson	75
76	Jacksonville	79
69	Mercer ■	66
67	Georgia St.	90
69	Gardner-Webb	84
80	Fla. Atlantic	95
56	UCF	106

Nickname: Fighting Camels
Colors: Orange & Black
Arena: Carter Gymnasium
Capacity: 945; Year Built: 1953
AD: Stan Williamson
SID: Stan Cole

CANISIUS

Buffalo, NY 14208-1098.....I

Coach: Mike MacDonald,
St. Bonaventure 1988

2003-04 RESULTS (10-20)

60	Buffalo	58
48	Liberty †	65
62	Pacific †	59
67	Alas. Anchorage	72
106	Niagara ■	109
78	St. Bonaventure	64
55	Howard	50
65	Marquette	68
72	Col. of Charleston ■	81
74	Detroit ■	77
70	Syracuse	87
63	St. Peter's	87
63	Manhattan ■	81
67	Florida Int'l ■	57
68	Iona ■	78
78	Marist	74
66	Loyola (Md.)	64
65	Rider ■	77
59	Siena	63
66	Iona	70
56	Manhattan	72
63	Fairfield ■	67
78	Marist ■	63
65	Fairfield	61
63	Rider	66
89	St. Peter's ■	103
83	Loyola (Md.) ■	67
72	Siena	78
77	Niagara	83
66	Iona †	68

Nickname: Golden Griffins
Colors: Blue & Gold
Arena: Koessler Athletic Center
Capacity: 1,800; Year Built: 1969
AD: Timothy J. Dillon
SID: Marc Gignac

CAPITAL

Columbus, OH 43209-2394

Coach: Damon Goodwin, Dayton 1986

2003-04 RESULTS (17-9)

86	Bethany (W.V.) ■	66
61	Bluffton ■	58
74	Wooster	71
65	Ohio Wesleyan †	69
94	Wash. & Jeff. ■	61
70	Ohio Northern	79
80	John Carroll ■	53
72	Marietta	63
57	Otterbein ■	65
80	Denison	57
71	Mt. St. Joseph ■	66
81	Mount Union	77
63	Baldwin-Wallace ■	67
65	Muskingum	52
68	Heidelberg	54
82	Wilmington (Ohio) ■	62
62	John Carroll	71
84	Marietta ■	62
68	Heidelberg ■	46
66	Wilmington (Ohio)	57
73	Otterbein	75
73	Mount Union ■	64
79	Baldwin-Wallace	81
62	Muskingum ■	66
79	Ohio Northern ■	73
68	Ohio Northern	77

Nickname: Crusaders
Colors: Purple & White
Arena: The Capital Center
Capacity: 2,100; Year Built: 2001
AD: Roger Welsh
SID: Leonard Reich

CARLETON

Northfield, MN 55057III

Coach: Guy Kalland,
Concordia-M'head 1974

2003-04 RESULTS (15-11)

76	Upper Iowa ■	46
73	Wis. Lutheran †	40
54	Wis.-Stout	61
69	Bethel (Minn.)	60
68	Augsburg	51
72	Crown	24
62	St. Olaf	50
62	Minn. St.-Mankato	72
44	Macalester ■	69
59	St. Mary's (Minn.)	48
59	Concordia-M'head ■	60
58	Hamline ■	50
75	St. Thomas (Minn.)	42
70	St. John's (Minn.) ■	62
51	Gust. Adolphus	59
63	Bethel (Minn.) ■	72
84	Augsburg ■	52
59	St. Olaf ■	57
60	Macalester	71
69	St. Mary's (Minn.) ■	55
57	Concordia-M'head	78
69	Hamline	63
61	St. Thomas (Minn.) ■	63
61	St. John's (Minn.)	60
46	Gust. Adolphus ■	66
76	Bethel (Minn.)	83

Nickname: Knights
Colors: Maize & Blue
Arena: West Gymnasium
Capacity: 1,850; Year Built: 1964
AD: Leon Lunder
SID: Eric Sieger

CARNEGIE MELLON

Pittsburgh, PA 15213-3890III

Coach: Tony Wingen, Springfield 1982

2003-04 RESULTS (14-11)

79	Grove City	62
82	Wash. & Jeff. ■	60
75	Kenyon ■	69
85	Pitt.-Greensburg ■	73
60	Robert Morris	90
45	Rochester	66
78	Hiram	84
83	Oberlin ■	63
72	Johns Hopkins	79
70	La Roche ■	69
88	Brandeis ■	85
86	New York U. ■	78
92	Wash. & Jeff.	71
84	Hood	72
75	Case Reserve	86
81	Emory	83
64	Chicago ■	61
80	Washington-St. Louis ■	94
88	Washington-St. Louis	98
54	Chicago	68
77	New York U.	86
80	Brandeis	74
86	Emory ■	79
87	Case Reserve ■	63
71	Rochester ■	73

Nickname: Tartans
Colors: Cardinal, White & Grey
Arena: Skibo Gymnasium
Capacity: 1,500; Year Built: 1924
AD: John H. Harvey
SID: Brian Rose

CARROLL (WIS.)

Waukesha, WI 53186-5593III

Coach: David Schultz,
Wis.-Oshkosh 1986

2003-04 RESULTS (17-8)

74	Concordia (Wis.) ■	66
90	North Park ■	78
64	Carthage	77
67	St. Norbert ■	79
68	Wis.-Stevens Point	80
80	Ripon ■	76
63	Wis.-Whitewater ■	64
76	Cal St. Monterey Bay	71
73	Bethany (Cal.) †	65
60	Lawrence ■	61
79	Ripon	62
65	Lake Forest	60
93	Monmouth (Ill.)	83
83	Beloit	71
134	Grinnell ■	129
103	Knox ■	59
85	Illinois Col.	64
133	Grinnell	138
71	Monmouth (Ill.) ■	65
66	Lake Forest ■	61
63	Lawrence	76
73	St. Norbert	70
75	Beloit ■	59
143	Grinnell †	127
71	Lawrence	82

Nickname: Pioneers
Colors: Orange & White
Arena: Van Male Fieldhouse
Capacity: 2,000; Year Built: 1965
AD: Kris Jacobsen
SID: Rick Mobley

CARSON-NEWMAN

Jefferson City, TN 37760II

Coach: Dale Clayton, Milligan 1973

2003-04 RESULTS (18-10)

80	Augusta St.	75
84	S.C.-Aiken ■	71
85	S.C. Upstate	94
94	Lincoln Memorial ■	58
78	S.C.-Aiken	64
65	Ala.-Huntsville ■	56
96	S.C. Upstate ■	89
68	Lincoln Memorial	71
67	Kennesaw St.	97
56	Ala.-Huntsville	74
75	Johnson Smith ■	72
85	Wingate	88
99	Mars Hill ■	84
82	Presbyterian	61
75	Lenoir-Rhyne ■	81
76	Tusculum ■	80
67	Newberry	77
69	Catawba	71
85	Maryville (Tenn.)	81
94	Wingate ■	74
78	Mars Hill	70
68	Presbyterian ■	65
73	Lenoir-Rhyne	65
79	Tusculum	63
75	Newberry ■	51
87	Catawba ■	56
89	Wingate †	83
61	Catawba †	68

Nickname: Eagles
Colors: Orange & Blue
Arena: Holt Fieldhouse
Capacity: 2,000; Year Built: 1961
AD: David W. Barger
SID: Marlin Curnutt

CARTHAGE

Kenosha, WI 53140III

Coach: Bosko Djurickovic,
North Park 1973

2003-04 RESULTS (15-10)

86	Milwaukee Engr. ■	46
79	Lake Forest	52
61	Gust. Adolphus ■	74
77	Carroll (Wis.) ■	64
85	Maryville (Mo.) ■	58
70	Ind.-Southeast ■	59
81	Beloit ■	67
61	Palm Beach Atl.	51
53	Lawrence †	77
67	Benedictine (Ill.)	63
83	Millikin ■	69
77	North Central	79
66	Wheaton (Ill.)	73
66	Millikin	71
71	Concordia (Wis.)	85
77	Wheaton (Ill.) ■	75
77	North Central ■	71
74	Elmhurst	64
81	North Park	72
68	Ill. Wesleyan	80
62	Augustana (Ill.)	74
62	Ill. Wesleyan	81
73	North Park ■	55
77	Elmhurst ■	68
69	Augustana (Ill.) ■	81

Nickname: Redmen
Colors: Red, White & Black
Arena: PE Center
Capacity: 2,440; Year Built: 1964
AD: Robert R. Bonn
SID: Steve Marovich

CASE RESERVE

Cleveland, OH 44106III

Coach: Sean McDonnell,
Boston College 1996

2003-04 RESULTS (4-21)

66	Mount Union	81
63	Chowan †	89
67	Baldwin-Wallace ■	80
74	John Carroll	94
78	Hiram †	73
86	Wash. & Jeff.	89
87	Grove City ■	54
62	Wittenberg	72
73	Ohio Wesleyan ■	84
95	Westminster (Pa.)	111
67	Emory	105
82	Thiel ■	91
54	Chicago	58
73	Washington-St. Louis	89
86	Carnegie Mellon ■	75
60	Rochester ■	77
71	Brandeis ■	68
63	New York U. ■	80
70	New York U.	71
73	Brandeis	83
82	Washington-St. Louis ■	89
79	Chicago ■	80
56	Rochester	70
63	Carnegie Mellon	87
77	Emory ■	79

Nickname: Spartans
Colors: Blue, Gray & White
Arena: Emerson PE Center
Capacity: 1,220; Year Built: 1958
AD: Kristin Hughes
SID: Greg Jantz

CASTLETON ST.

Castleton, VT 05735III

Coach: Ted Shipley, Lyndon St. 1987

2003-04 RESULTS (16-13)

80	Skidmore ■	93
66	Plymouth St.	90
80	Middlebury	90
82	Lasell ■	87
72	Me.-Farmington ■	69
98	Thomas ■	82
67	Salem St.	86
73	St. Joseph's (Me.) †	90
82	Plattsburgh St. ■	85
80	Husson	91
71	Maine Maritime	57
87	Maine Maritime ■	48
87	Husson ■	60
59	Lasell	77
72	Mount Ida	66
75	Mount Ida ■	68
96	Johnson St. ■	58
86	Green Mountain ■	72
83	Thomas	75
91	Me.-Farmington	71
75	Johnson St.	55
83	Becker ■	69
75	Elms ■	83
61	Elms	76
73	Becker	70
71	Maine Maritime ■	68
75	Husson †	62
68	Lasell	87
57	Plymouth St.	75

Nickname: Spartans
Colors: Green & White
Arena: Glenbrook
Capacity: 1,000; Year Built: 1959
AD: Deanna Tyson
SID: Tim Barrett

CATAWBA

Salisbury, NC 28144-2488II

Coach: Jim Baker, Catawba 1978

2003-04 RESULTS (12-19)

93	Johnson Smith ■	87
97	Shaw ■	68
77	S.C. Upstate	84
60	Shippensburg	76
106	West Liberty St. †	70
60	Francis Marion	75
81	N.C. Central	92
70	S.C. Upstate ■	85
83	Fayetteville St. ■	79
62	St. Paul's ■	48
63	Francis Marion ■	70
79	S.C.-Aiken ■	90
87	St. Augustine's ■	90
69	Lenoir-Rhyne ■	79
63	Tusculum	67
66	Mars Hill	78
91	Wingate ■	90
55	Newberry	73
67	Presbyterian ■	69
71	Carson-Newman ■	69
64	Lenoir-Rhyne	62
53	Tusculum ■	78
86	Mars Hill ■	73
71	Wingate	79
63	Newberry ■	66
51	Presbyterian	60
56	Carson-Newman	87
60	Tusculum †	58
68	Carson-Newman †	61
81	Newberry †	68
63	Kennesaw St.	78

Nickname: Indians
Colors: Blue & White
Arena: Goodman Gym
Capacity: 3,500; Year Built: 1970
AD: Dennis Davidson
SID: Jim Lewis

CATHOLIC

Washington, DC 20064III

Coach: Mike Lonergan, Catholic 1988

2003-04 RESULTS (24-6)

96	Guilford †	98
72	Wash. & Lee †	61
98	Haverford ■	90
97	Scranton ■	63
107	Villa Julie	85
79	Salisbury	62
75	Gallaudet ■	67
89	N.C. Wesleyan ■	79
85	Methodist ■	43
72	Richard Stockton	56
63	Susquehanna	79
69	Greensboro ■	57
56	Kean ■	59
65	Mary Washington	70
66	Marymount (Va.) ■	73
58	St. Mary's (Md.)	49
79	Goucher	64
84	York (Pa.) ■	73
67	Gallaudet	52
78	Salisbury ■	57
74	Marymount (Va.)	60
67	Mary Washington ■	63
73	St. Mary's (Md.) ■	61
91	York (Pa.)	80
72	Goucher ■	62
75	Salisbury ■	68
62	Goucher ■	51
81	Mary Washington	72
75	Old Westbury ■	50
72	Gwynedd-Mercy	74

Nickname: Cardinals
 Colors: Cardinal Red & Black
 Arena: DuFour Center
 Capacity: 2,000; Year Built: 1985
 AD: Robert J. Talbot
 SID: Chris Panter

CAZENOVIA

Cazenovia, NY 13035III

Coach: Todd Widrick, Le Moyne 1985

2003-04 RESULTS (7-20)

83	Cabrini †	97
84	Medgar Evers †	67
74	Hobart ■	87
72	Skidmore	84
106	Western Conn. St. †	96
65	Hamilton	94
66	Worcester St.	68
69	Sewanee †	71
73	Neb. Wesleyan †	118
87	Keystone ■	71
76	Clarkson	90
81	Potsdam St.	76
67	Utica ■	105
81	Hilbert	93
84	Utica/Rome	93
81	Keuka ■	88
91	Medaille	101
69	D'Youville	78
100	Hilbert ■	89
77	Keuka	85
86	Roberts Wesleyan ■	123
100	Medaille	111
85	Baptist Bible (Pa.) ■	119
62	Le Moyne	93
90	D'Youville ■	81
91	Hilbert	84
74	D'Youville †	82

Nickname: Wildcats
 Colors: Navy Blue & Gold
 Arena: Schneeweiss Athletic Center
 Capacity: 800; Year Built: 1988
 AD: Matthew T. Newman
 SID: Todd Widrick

CENTENARY (LA.)

Shreveport, LA 71134-1188I

Coach: Kevin Johnson,
 Tex.-Pan American 1988

2003-04 RESULTS (16-12)

106	Belhaven ■	72
60	Mississippi	72
59	Texas	94
90	Northwestern St. ■	67
77	McNeese St. ■	71
65	Stephen F. Austin ■	62
98	Ark. Baptist ■	70
58	Stephen F. Austin	70
72	Chicago St. ■	50
60	McNeese St.	73
63	LSU ■	66
67	Southern Utah	65
57	UMKC	62
71	Oral Roberts	85
83	Oakland ■	68
63	Houston	57
66	Valparaiso	77
75	Western Ill.	72
67	IUPUI ■	65
78	Valparaiso ■	73
78	Western Ill. ■	64
64	Oakland	76
86	Southern Utah ■	44
63	UMKC ■	55
61	IUPUI	69
71	Oral Roberts ■	68
54	Chicago St.	68
54	Chicago St. †	70

Nickname: Gentlemen
 Colors: Maroon & White
 Arena: Gold Dome
 Capacity: 3,000; Year Built: 1971
 AD: Taylor Moore
 SID: Jason Behenna

CENTENARY (N.J.)

Hackettstown, NJ 07840III

Coach: Abe Kasbo, Seton Hall

2003-04 RESULTS (3-22)

60	Nazareth †	92
74	Connecticut Col. †	66
69	Kean	95
54	Lafayette	96
71	Baptist Bible (Pa.)	73
55	Yeshiva ■	72
89	Mt. St. Vincent ■	98
63	Montclair St. ■	66
68	Mt. St. Mary (N.Y.) ■	103
54	Rutgers-Newark	74
67	Lehman ■	79
70	Manhattanville	80
58	Stevens Institute ■	70
71	Farmingdale ■	74
67	Maritime (N.Y.)	66
86	Yeshiva	85
74	Keuka	81
62	Stevens Institute	69
82	Old Westbury ■	92
77	Manhattanville ■	85
75	Mt. St. Vincent	99
71	Mt. St. Mary (N.Y.)	89
66	St. Joseph's (L.I.) ■	74
67	Merchant Marine	86
67	St. Joseph's (L.I.)	84

Nickname: Cyclones
 Colors: Blue & White
 Arena: Reeves Center
 Capacity: 250; Year Built: 1954
 AD: Diane Finnan
 SID: Josh Huber

CENTRAL (IOWA)

Pella, IA 50219III

Coach: Mike Boschee,
 North Dakota 1990

2003-04 RESULTS (6-20)

53	Hope †	91
55	Trinity Christian	81
93	Iowa Wesleyan ■	90
59	Trinity (Tex.) †	68
65	Southwestern (Tex.)	85
51	Simpson	77
47	Mt. Mercy	71
74	Dordt ■	77
66	Upper Iowa ■	72
53	Luther ■	57
54	Loras	67
70	Dubuque	64
37	Wartburg ■	72
59	Buena Vista ■	71
61	Cornell College	85
59	Coe	88
54	Luther	53
46	Upper Iowa	63
67	Dubuque ■	66
62	Loras ■	68
31	Simpson	88
63	Buena Vista	77
81	Wartburg	69
66	Coe ■	72
99	Cornell College ■	70
62	Wartburg	75

Nickname: Dutch
 Colors: Red & White
 Arena: Kuyper Gymnasium
 Capacity: 3,000; Year Built: 1970
 AD: Al Dorenkamp
 SID: Abby Gonzales

CENTRAL ARK.

Conway, AR 72035-0001II

Coach: Rand Chappell,
 Southwest Mo. St. 1985

2003-04 RESULTS (20-10)

78	Lynn †	76
92	P.R.-Cayey ■	46
89	Harris-Stowe ■	43
79	Ozarks (Ark.) ■	59
77	Drury ■	64
57	Sam Houston St.	68
82	Okla. Wesleyan ■	37
63	Lincoln Memorial †	51
70	Drury	71
46	Christian Bros.	66
55	Ouachita Baptist ■	62
59	Arkansas Tech	44
64	Henderson St. ■	63
68	Harding	85
69	Delta St. ■	62
93	Central Baptist ■	68
65	Ark.-Monticello ■	48
62	Southern Ark.	67
51	Christian Bros. ■	60
68	Ouachita Baptist	67
87	Rhema ■	47
87	Arkansas Tech ■	70
62	Henderson St.	72
81	Harding ■	82
71	Delta St.	57
66	Ark.-Monticello	51
80	Southern Ark. ■	65
62	West Fla. †	57
62	Henderson St. †	60
50	West Ga. †	58

Nickname: Bears
 Colors: Purple & Gray
 Arena: Jeff Farris Center
 Capacity: 6,500; Year Built: 1973
 AD: Vance Strange
 SID: Steve East

CENTRAL CONN. ST.

New Britain, CT 06050-4010I

Coach: Howie Dickenman,
 Central Conn. St. 1970

2003-04 RESULTS (14-14)

66	Charleston So. ■	55
57	Loyola Marymount ■	58
53	Massachusetts †	52
67	Providence	72
74	Niagara ■	79
67	Loyola (Md.)	62
58	Brown	79
80	Mt. St. Mary's ■	68
57	St. Francis (N.Y.) ■	69
79	Long Island	60
67	Wagner ■	73
77	Fairleigh Dickinson ■	84
69	Sacred Heart	72
87	Quinnipiac ■	88
61	Monmouth	78
90	Mt. St. Mary's	82
73	Monmouth ■	54
70	Fairleigh Dickinson	69
79	St. Francis (Pa.) ■	68
68	Robert Morris ■	69
84	Quinnipiac	58
63	Wagner	66
95	Sacred Heart ■	83
49	St. Francis (Pa.)	69
77	Robert Morris	68
81	St. Francis (N.Y.) †	68
76	Fairleigh Dickinson †	73
55	Monmouth	67

Nickname: Blue Devils
 Colors: Blue & White
 Arena: Detrick Gymnasium
 Capacity: 4,500; Year Built: 1965
 AD: Charles Jones Jr.
 SID: Thomas Pincince

UCF

Orlando, FL 32816-3555I

Coach: Kirk Speraw, Iowa 1980

2003-04 RESULTS (25-6)

92	P.R.-Mayaguez ■	59
63	Col. of Charleston	72
74	Citadel	60
39	Florida †	59
80	Navy ■	52
68	Campbell	61
71	Gardner-Webb	60
69	Niagara	67
80	Tenn.-Martin ■	68
70	Georgia St. ■	60
60	Mercer ■	56
71	Stetson	58
63	Jacksonville	51
70	Fla. Atlantic	52
68	Lipscomb ■	58
68	Belmont ■	63
74	Troy St.	72
75	Fla. Atlantic ■	66
64	Troy St. ■	76
61	Belmont	77
73	Lipscomb	57
78	Jacksonville ■	69
74	Stetson ■	54
83	Mercer	58
61	Georgia St.	63
87	Gardner-Webb ■	79
106	Campbell	56
71	Jacksonville †	63
64	Belmont	62
60	Troy St. †	55
44	Pittsburgh †	53

Nickname: Golden Knights
 Colors: Black & Gold

Arena: UCF Arena
Capacity: 5,100; Year Built: 1991
AD: Steve Orsini
SID: Chris Showiak

CENTRAL MICH.

Mount Pleasant, MI 48859-0001 I

Coach: Jay Smith, Saginaw Valley 1984

2003-04 RESULTS (6-24)

63 Dayton †	82
71 Ohio St. †	77
62 Santa Clara †	76
71 Marist ■	67
65 Bradley ■	71
69 Notre Dame	68
39 Purdue †	80
75 Michigan	85
83 Loyola (Ill.)	90
124 Tri-State ■	103
63 Marshall ■	72
71 Toledo	83
68 Eastern Mich. ■	71
75 Ball St.	90
61 Bowling Green	86
70 Miami (Ohio) ■	80
62 Akron	75
63 Eastern Mich.	80
61 Ohio	73
63 Western Mich. ■	79
61 Kent St. ■	76
83 Northern Ill. ■	74
66 Buffalo	75
66 Akron ■	87
90 Evansville ■	73
55 Western Mich.	86
58 Northern Ill.	88
76 Toledo ■	84
94 Ball St. ■	89
88 Toledo	91

Nickname: Chippewas
Colors: Maroon & Gold
Arena: Rose Arena
Capacity: 5,200; Year Built: 1973
AD: Herbert W. Deromedi
SID: Don Helinski

CENTRAL MO. ST.

Warrensburg, MO 64093II

Coach: Kim Anderson, Missouri 1979

2003-04 RESULTS (18-10)

101 Monmouth (Ill.) ■	71
94 William Penn ■	62
93 Central Bible (Mo.) ■	53
87 Okla. Panhandle ■	41
95 Lincoln (Mo.) ■	65
78 Rockhurst	85
98 Westminster (Mo.) ■	44
90 Cameron †	57
72 St. Mary's (Tex.) †	64
81 Pittsburg St.	74
80 Washburn	88
88 Southwest Baptist ■	66
71 Mo. Western St.	67
83 Mo. Southern St. ■	98
82 Emporia St. ■	84
93 Mo.-Rolla	86
66 Truman ■	65
58 Northwest Mo. St.	68
66 Pittsburg St. ■	71
75 Northwest Mo. St. ■	79
73 Truman	56
58 Mo.-Rolla ■	65
86 Emporia St.	91
82 Mo. Southern St.	60
90 Mo. Western St. ■	82
70 Southwest Baptist	62
78 Washburn ■	76
76 Pittsburg St. †	84

Nickname: Mules
Colors: Cardinal & Black
Arena: CMSU Multipurpose Building
Capacity: 8,500; Year Built: 1976
AD: Jerry M. Hughes
SID: Joe Moore

CENTRAL OKLA.

Edmond, OK 73034.....II

Coach: Terry Evans, Oklahoma 1992

2003-04 RESULTS (11-17)

57 Incarnate Word	73
74 Emporia St.	103
76 Oklahoma City	91
77 Mo.-Rolla †	80
80 Washburn	93
75 Oklahoma City ■	72
66 Eastern N.M. ■	67
81 West Tex. A&M ■	76
89 Mo. Western St. †	93
57 Northwest Mo. St. †	72
68 Midwestern St.	80
75 Tex. A&M-Kingsville ■	80
90 Tex. A&M-Commerce ■	67
73 Abilene Christian	76
76 Angelo St.	75
88 East Central ■	71
105 Southeastern Okla. ■	89
61 Northeastern St. ■	74
64 Tarleton St.	75
87 Cameron	81
72 Southwestern Okla. ■	64
71 East Central	77
76 Southeastern Okla.	74
62 Northeastern St.	83
68 Tarleton St.	82
92 Cameron ■	74
64 Southwestern Okla.	53
76 Tex. A&M-Kingsville	85

Nickname: Bronchos
Colors: Bronze & Blue
Arena: Hamilton Field House
Capacity: 3,000; Year Built: 1965
AD: Bill Farley
SID: Mike Kirk

CENTRAL WASH.

Ellensburg, WA 98926.....II

Coach: Greg Sparling,
Central Wash. 1993

2003-04 RESULTS (9-18)

95 Minn.-Crookston ■	78
91 St. Cloud St. ■	97
62 St. Leo ■	66
83 Colorado Mines †	74
83 Cal St. Chico	92
76 Western Ore	78
78 Humboldt St.	89
74 Northwest Mo. St. †	77
83 Neb.-Omaha †	89
71 Fla. Southern †	73
98 Western Baptist †	86
72 Seattle ■	75
73 Northwest Nazarene ■	79
83 St. Martin's ■	85
77 Seattle Pacific	87
82 Western Wash	97
87 Alas. Fairbanks ■	80
91 Alas. Anchorage ■	82
88 Northwest Nazarene	83
78 Seattle	77
95 St. Martin's	84
80 Western Wash. ■	84
71 Seattle Pacific ■	73
47 Alas. Anchorage	74
83 Alas. Fairbanks	90
77 Humboldt St. ■	81
78 Western Ore. ■	71

Nickname: Wildcats
Colors: Crimson & Black
Arena: Nicholson Pavilion
Capacity: 3,600; Year Built: 1959
AD: Jack Bishop
SID: Jonathan Gordon

CENTRE

Danville, KY 40422-1394III

Coach: Greg Mason, Centre 1994

2003-04 RESULTS (18-8)

66 Lake Erie †	46
81 Westminster (Pa.)	65
71 Maryville (Tenn.) ■	73
89 Berea	74
66 Transylvania	57
76 Asbury ■	64
46 Eastern Ky.	67
85 Alfred ■	68
87 Thomas More ■	83
57 Sewanee	56
81 Thomas More ■	72
63 Southwestern (Tex.) ■	60
60 Trinity (Tex.) ■	76
63 DePauw	46
66 Rose-Hulman	60
64 Hendrix ■	51
84 Rhodes ■	90
71 Millsaps	54
86 Oglethorpe	81
84 Sewanee ■	75
91 Thomas More	94
65 Southwestern (Tex.)	67
61 Trinity (Tex.)	75
65 DePauw ■	61
78 Rose-Hulman ■	68
68 Oglethorpe †	71

Nickname: Colonels
Colors: Gold & White
Arena: Alumni Memorial Gym
Capacity: 1,800; Year Built: 1950
AD: Brian E. Chafin
SID: Ed Rall

CHADRON ST.

Chadron, NE 69337-2690II

Coach: Dan Beebe, Chadron St. 1992

2003-04 RESULTS (8-19)

75 Wayne St. (Neb.) ■	72
74 Tex. A&M-Commerce †	84
87 St. Edward's	83
60 Wayne St. (Neb.)	87
67 South Dak. Tech	81
84 Black Hills St. †	73
81 Mont. St.-Billings	85
77 Fort Lewis	84
62 Adams St.	50
82 Southwest Minn. St. ■	72
94 Western St. (Neb.)	57
73 UC-Colo. Spgs. ■	76
65 Mesa St.	69
90 Colorado St.-Pueblo ■	94
80 N.M. Highlands ■	72
74 Fort Hays St.	80
60 Neb.-Kearney	105
50 Metro St.	77
68 Regis (Colo.) ■	83
90 Colorado Mines ■	74
79 Colo. Christian	83
79 Metro St. ■	93
52 Regis (Colo.)	86
54 Colorado Mines	70
74 Colo. Christian	79
68 Neb.-Kearney ■	87
66 Fort Hays St.	83

Nickname: Eagles
Colors: Cardinal & White

Arena: Armstrong
Capacity: 2,500; Year Built: 1965
AD: Bradley Roy Smith
SID: Con Marshall

CHAMINADE

Honolulu, HI 96816-1578.....II

Coach: Aaron Griess,
Colorado Col. 1993

2003-04 RESULTS (11-14)

52 Villanova †	49
54 Hawaii †	68
67 San Diego St. †	75
72 Alas. Anchorage ■	86
58 Cal St. L.A.	60
46 Cal St. Bakersfield	67
79 Fort Lewis †	84
74 Chapman ■	56
75 Doane ■	79
52 Hawaii-Hilo ■	56
77 Hawaii-Hilo ■	91
66 BYU-Hawaii ■	70
101 S'western (Ariz.)	55
98 Western N.M.	75
61 Western N.M.	52
84 Mont. St.-Billings	107
76 Hawaii Pacific ■	72
66 BYU-Hawaii	77
107 Mont. St.-Billings ■	75
82 Mont. St.-Billings ■	78
88 Western N.M. ■	81
78 Hawaii Pacific	83
71 BYU-Hawaii ■	88
101 Hawaii Pacific	77
87 Hawaii-Hilo	85

Nickname: Silverswords
Colors: Royal Blue & White
Arena: McCabe Gym
Capacity: 2,500
AD: Aaron Griess
SID: John Hemenway

CHAPMAN

Orange, CA 92866III

Coach: Mike Bokosky, Fort Lewis 1978

2003-04 RESULTS (16-8)

75 Cal Maritime ■	55
84 Pacific Union ■	52
75 Cal Lutheran ■	76
82 La Verne	87
153 Redlands	154
82 Willamette †	77
88 Caltech ■	31
77 Whittier	64
60 Occidental	62
56 Luther ■	62
56 Chaminade	74
58 BYU-Hawaii	67
73 Claremont-HMS ■	68
113 Redlands	100
81 La Sierra ■	49
85 LIFE Bible	51
73 West Coast Chrst. ■	61
70 Vanguard	75
77 UC Santa Cruz	71
74 San Jose Christian	58
84 La Sierra	62
78 UC Santa Cruz ■	63
84 West Coast Chrst.	42
78 San Jose Christian ■	61

Nickname: Panthers
Colors: Cardinal & Gray
Arena: Hutton Sports Center
Capacity: 2,400; Year Built: 1978
AD: David Currey
SID: Doug Aiken

COL. OF CHARLESTON

Charleston, SC 29424

Coach: Tom Herrion, Merrimack 1989

2003-04 RESULTS (20-9)

62	Auburn.....	66
83	Charleston So. †.....	66
72	UCF ■.....	63
75	Davidson ■.....	69
73	Coastal Caro.....	72
72	Newberry ■.....	47
81	Canisius.....	72
65	UNC Wilmington.....	61
86	Long Island ■.....	59
76	Bucknell ■.....	63
49	Wisconsin.....	75
84	Western Caro.....	61
70	Furman ■.....	65
72	UNC Greensboro.....	70
81	Elon.....	66
83	Chattanooga ■.....	76
80	Ga. Southern.....	85
69	Citadel.....	45
82	Wofford ■.....	62
68	Davidson.....	74
65	Appalachian St. ■.....	63
76	Wofford.....	85
59	Citadel ■.....	39
76	Ga. Southern ■.....	82
78	Western Mich.....	83
57	Furman.....	58
91	East Tenn. St. ■.....	89
71	Appalachian St. †.....	61
78	Chattanooga †.....	89

Nickname: Cougars
 Colors: Maroon & White
 Arena: F. Mitchell Johnson Center
 Capacity: 3,500; Year Built: 1983
 AD: Jerry I. Baker
 SID: Tony Ciuffo

CHARLESTON (W.V.)

Charleston, WV 25304

Coach: Greg White, Marshall 1982

2003-04 RESULTS (20-10)

90	Cinn.-Clermont ■.....	68
72	Millersville †.....	66
133	Ohio-Zanesville †.....	52
84	Lock Haven.....	58
116	Wilberforce ■.....	61
72	Pitt.-Johnstown ■.....	74
85	West Va. Wesleyan.....	63
80	Concord.....	73
77	West Va. Wesleyan ■.....	60
79	Edinboro ■.....	64
80	West Va. Tech ■.....	76
68	West Virginia St.....	73
74	Bluefield St.....	80
56	Salem Int'l.....	60
70	Davis & Elkins ■.....	68
97	Shepherd ■.....	99
86	Glenville St.....	69
79	Alderson-Broaddus.....	68
84	Concord ■.....	69
79	West Liberty St.....	70
66	Fairmont St. ■.....	80
93	Ohio Valley.....	76
75	Wheeling Jesuit.....	102
71	West Virginia St. ■.....	66
72	West Va. Tech.....	93
68	Southern Va.....	69
110	Bluefield St. ■.....	79
99	Bluefield St. ■.....	74
83	Concord ■.....	54
58	West Virginia St. ■.....	66

Nickname: Golden Eagles
 Colors: Maroon & Gold
 Arena: Eddie King Gym
 Capacity: 2,080; Year Built: 1988
 AD: Tom Nozica
 SID: Drew Meighen

CHARLESTON SO.

Charleston, SC 29423-8087

Coach: Jim Platt, Concordia (Ill.) 1973

2003-04 RESULTS (6-22)

66	Col. of Charleston †.....	83
70	Webber ■.....	55
55	Central Conn. St.....	66
34	Binghamton †.....	38
92	Voorhees ■.....	73
73	Wofford.....	79
36	South Carolina.....	71
46	Air Force.....	67
59	Georgia.....	79
50	Lipscomb †.....	66
50	Bethune-Cookman †.....	48
66	High Point ■.....	80
55	Liberty ■.....	71
61	Birmingham-So.....	75
61	Coastal Caro. ■.....	66
49	UNC Asheville ■.....	62
50	Winthrop.....	68
70	Radford.....	71
50	VMI.....	53
65	Birmingham-So. ■.....	75
78	High Point.....	81
67	Liberty.....	71
71	Radford ■.....	46
64	VMI ■.....	49
48	Winthrop ■.....	72
67	UNC Asheville.....	47
53	Coastal Caro.....	69
54	Liberty.....	60

Nickname: Buccaneers
 Colors: Navy & Old Gold
 Arena: CSU Fieldhouse
 Capacity: 1,000; Year Built: 1965
 AD: Hank Small
 SID: David Shelton

CHARLOTTE

Charlotte, NC 28223

Coach: Bobby Lutz, Charlotte 1980

2003-04 RESULTS (21-9)

76	George Washington ■.....	80
102	N.C. A&T ■.....	39
96	Syracuse.....	92
92	UNC Asheville.....	65
72	Alabama.....	79
105	Old Dominion.....	102
76	Davidson ■.....	65
85	Appalachian St. ■.....	64
90	Rhode Island.....	96
72	Delaware St. ■.....	52
64	Southern Ill.....	59
75	DePaul.....	70
81	East Caro. ■.....	65
69	Memphis.....	91
84	Marquette ■.....	76
62	UAB ■.....	69
68	St. Louis ■.....	62
86	Cincinnati.....	83
96	East Caro.....	90
77	Louisville ■.....	71
45	St. Louis.....	46
84	South Fla. ■.....	72
78	Southern Miss.....	72
94	TCU.....	86
67	Cincinnati ■.....	75
82	Houston.....	61
79	Tulane ■.....	65
78	Tulane †.....	48
66	UAB †.....	77
73	Texas Tech †.....	76

Nickname: 49ers
 Colors: Green & White
 Arena: Dale F. Halton Arena
 Capacity: 9,105; Year Built: 1996
 AD: Judith W. Rose
 SID: Thomas E. Whitestone

CHATTANOOGA

Chattanooga, TN 37403-2598

Coach: Jeff Lebo, North Carolina 1989

2003-04 RESULTS (19-11)

76	Kansas.....	90
81	Oral Roberts.....	79
124	Tenn. Wesleyan ■.....	58
125	Emmanuel (Ga.) ■.....	78
93	Tennessee St.....	86
69	Liberty.....	85
96	King (Tenn.) ■.....	49
72	Alabama.....	76
70	Elon.....	88
74	Tennessee St. ■.....	70
82	Middle Tenn. ■.....	75
65	La Salle ■.....	71
76	UNC Greensboro ■.....	70
95	Davidson ■.....	91
77	Appalachian St. ■.....	94
73	Citadel.....	49
76	Col. of Charleston.....	83
109	Western Caro. ■.....	79
77	Furman.....	68
74	Ga. Southern ■.....	82
73	Western Caro.....	71
80	East Tenn. St. ■.....	82
87	UNC Greensboro.....	74
62	Elon ■.....	57
74	Appalachian St.....	49
72	East Tenn. St.....	84
90	Wofford ■.....	79
89	Col. of Charleston †.....	78
90	Ga. Southern †.....	87
62	East Tenn. St. †.....	78

Nickname: Mocs
 Colors: Navy Blue & Gold
 Arena: The McKenzie Arena
 Capacity: 11,218; Year Built: 1982
 AD: Steve Sloan
 SID: Jeff Romero

CHESTNUT HILL

Philadelphia, PA 19118-2693

Coach: Jesse Balcer, Philadelphia U.

2003-04 RESULTS (11-13)

63	Lebanon Valley †.....	72
85	Penn St.-Berks.....	72
49	Rowan.....	92
80	Valley Forge Chrst. ■.....	70
71	Gwynedd-Mercy.....	74
70	King's (Pa.) ■.....	84
86	Holy Family.....	113
62	Chris. Newport.....	57
60	Fisk †.....	87
77	Rutgers-Camden ■.....	69
71	Palm Beach Atl. †.....	74
60	Keystone †.....	56
61	Albright.....	74
75	Brooklyn.....	61
72	Delaware Valley ■.....	59
77	Marywood.....	73
67	Hood ■.....	74
71	Lincoln (Pa.) ■.....	63
75	Brooklyn.....	61
76	Lincoln (Pa.).....	62
57	Rowan.....	84
69	Arcadia.....	74
80	Hood.....	85
79	TCNJ ■.....	85

Nickname: Griffins
 Colors: Red & White
 Arena: Sorgenti Arena
 Capacity: 1,400; Year Built: 2000
 AD: Bill Stiles
 SID: Denise Wisniewski

CHEYNEY

Cheyney, PA 19319-0200

Coach: Cleo Hill Jr., N.C. Central 1994

2003-04 RESULTS (23-8)

99	Bowie St. ■.....	105
84	Alvernia.....	82
86	Lincoln (Pa.) †.....	81
75	Shippensburg.....	69
61	Indiana (Pa.).....	76
76	Clarion.....	70
72	Edinboro.....	60
90	Ferris St. †.....	79
76	Gannon.....	83
62	California (Pa.) ■.....	71
75	Slippery Rock ■.....	69
93	Columbia Union.....	74
98	Lock Haven ■.....	59
86	Kutztown ■.....	65
84	Millersville.....	76
97	Mansfield ■.....	89
65	West Chester.....	78
82	East Stroudsburg.....	66
93	Phila. Sciences ■.....	55
72	Bloomsburg ■.....	61
73	Columbia Union ■.....	61
87	Kutztown.....	82
73	Mansfield.....	80
72	Millersville ■.....	58
76	West Chester ■.....	71
96	Bloomsburg.....	74
98	East Stroudsburg ■.....	72
86	West Chester.....	85
71	Indiana (Pa.) ■.....	73
76	California (Pa.) †.....	59
101	Pfeiffer.....	121

Nickname: Wolves
 Colors: Blue & White
 Arena: Cope Hall
 Capacity: 1,500; Year Built: 1961
 AD: Eve Atkinson
 SID: Lenn Margolis

CHICAGO

Chicago, IL 60637

Coach: Mike McGrath, DePaw 1992

2003-04 RESULTS (12-13)

48	Ill. Wesleyan ■.....	73
78	Springfield ■.....	66
59	Wheaton (Ill.).....	65
78	Denison ■.....	64
64	Aurora.....	75
66	Dominican (Ill.) ■.....	39
69	St. Norbert.....	77
83	Kalamazoo ■.....	78
79	Concordia (Wis.) †.....	82
53	Madonna †.....	66
49	Lake Forest.....	63
52	Washington-St. Louis.....	70
58	Case Reserve ■.....	54
71	Emory ■.....	67
76	Brandeis.....	51
68	New York U.....	75
61	Carnegie Mellon.....	64
44	Rochester.....	68
41	Rochester ■.....	54
68	Carnegie Mellon ■.....	54
67	Emory.....	73
90	Case Reserve.....	79
68	New York U. ■.....	53
73	Brandeis ■.....	51
79	Washington-St. Louis ■.....	64

Nickname: Maroons
 Colors: Maroon & White
 Arena: Gerald Ratner Athletics Center
 Capacity: 1,558; Year Built: 2003
 AD: Thomas Weingartner
 SID: Dave Hilbert

CHICAGO ST.

Chicago, IL 60628-1598I

Coach: Kevin Jones, Eastern Ill. 1987

2003-04 RESULTS (12-20)

59 Northern Iowa	83
60 Northwestern	76
94 North Central ■	63
60 Denver ■	67
65 Wis.-Green Bay	70
57 Purdue	75
80 Murray St.	100
53 Detroit	64
51 Pittsburgh	79
42 Florida St. †	47
68 Wagner †	75
65 Houston	71
50 Centenary (La.)	72
74 DePaul	81
66 UMKC ■	84
70 Oakland ■	69
66 Southern Utah	63
74 Oral Roberts ■	66
89 Tex. A&M-Corp. Chris ■	81
76 Western Ill.	68
70 IUPUI	79
60 Oakland	77
63 Western Ill. ■	59
68 Valparaiso ■	79
73 Southern Utah ■	59
76 IUPUI ■	72
61 Oral Roberts	75
66 UMKC	65
68 Centenary (La.) ■	54
66 Valparaiso	74
70 Centenary (La.) †	54
47 IUPUI †	68

Nickname: Cougars
 Colors: Green & White
 Arena: Jacoby Dickens Center
 Capacity: 2,500; Year Built: 1971
 AD: Al Avant
 SID: Ben Greenberg

CHOWAN

Murfreesboro, NC 27855III

Coach: Jim Tribbett, Florida St. 1977

2003-04 RESULTS (11-15)

62 Madonna †	64
89 Case Reserve †	63
75 Va. Wesleyan ■	86
71 Lynchburg	58
72 Wash. & Lee	66
89 Wesley ■	61
71 Lynchburg ■	82
72 Citadel	89
84 York (Pa.)	74
51 Buffalo St. †	52
81 N.C. Wesleyan	91
72 Chris. Newport ■	85
95 Shenandoah	89
57 Methodist	66
95 Ferrum ■	91
107 Averett ■	71
89 N.C. Wesleyan ■	86
56 Chris. Newport	67
55 Shenandoah ■	68
76 Greensboro ■	83
60 Methodist ■	68
72 Greensboro	76
89 Averett	63
67 Ferrum	69
80 Greensboro †	78
66 Shenandoah †	69

Nickname: Braves
 Colors: Columbia Blue & White
 Arena: Helms Center
 Capacity: 3,000; Year Built: 1979
 AD: Debra P. Warren
 SID: Meredith Davies Long

CHRISTIAN BROS.

Memphis, TN 38104II

Coach: Mike Nienaber,
 Mississippi Col. 1977

2003-04 RESULTS (23-6)

83 West Ala. ■	63
74 LeMoyn-Owen ■	64
86 West Va. Wesleyan †	67
66 Northern Ky.	55
100 Edward Waters †	87
73 West Fla.	68
83 LeMoyn-Owen	65
87 Williams Baptist ■	76
62 Troy St.	61
73 West Ala.	55
83 North Ala.	74
66 Central Ark. ■	46
72 Ouachita Baptist	81
84 Arkansas Tech ■	70
48 Henderson St.	65
82 Harding ■	68
71 Delta St.	70
68 Ark.-Monticello	60
79 Southern Ark. ■	63
60 Central Ark.	51
62 Ouachita Baptist ■	68
71 Arkansas Tech	61
70 Henderson St. ■	76
61 Harding	73
81 Delta St. ■	69
85 Ark.-Monticello ■	66
91 Southern Ark.	83
64 North Ala. †	58
50 Valdosta St. †	61

Nickname: Buccaneers
 Colors: Scarlet & Gray
 Arena: De La Salle Gymnasium
 Capacity: 2,000; Year Built: 1951
 AD: Michael Daush
 SID: Justin Maskus

CHRIS. NEWPORT

Newport News, VA
 23606-2998III

Coach: C.J. Woollum,
 Ky. Wesleyan 1971

2003-04 RESULTS (15-11)

77 Marymount (Va.) ■	73
93 Mass. Liberal Arts ■	76
63 Union (N.Y.) ■	68
95 Keystone ■	54
53 Randolph-Macon ■	69
71 Va. Wesleyan ■	72
87 Neumann ■	74
77 Frostburg St. ■	64
57 Chestnut Hill ■	62
79 Washington (Md.) ■	66
53 Salisbury	59
60 Shenandoah ■	52
85 Chowan	72
66 N.C. Wesleyan ■	71
70 Ferrum	59
95 Averett	80
49 Methodist ■	55
69 Greensboro ■	78
64 Shenandoah	74
67 Chowan	56
82 N.C. Wesleyan	78
75 Ferrum ■	60
97 Averett ■	54
74 Greensboro	77
72 Methodist	57
83 N.C. Wesleyan	95

Nickname: Captains
 Colors: Blue & Silver
 Arena: Freeman Center
 Capacity: 2,300; Year Built: 2000
 AD: C. J. Woollum
 SID: Francis Tommasino

CINCINNATI

Cincinnati, OH 45221-0021I

Coach: Bob Huggins,
 West Virginia 1977

2003-04 RESULTS (25-7)

88 Akron ■	66
89 Oakland ■	60
76 Coppin St. ■	56
68 Valparaiso	49
79 Clemson ■	56
89 Middle Tenn. ■	54
82 Dayton	53
83 Miami (Ohio) ■	63
102 Elon ■	63
71 Tulane	44
90 DePaul	65
85 Marquette	73
85 TCU ■	57
66 Louisville	93
83 Southern Miss.	47
80 East Caro. ■	57
83 Charlotte ■	86
69 Xavier	71
54 Houston	51
80 South Fla. ■	67
85 Wake Forest	91
69 UAB	80
66 Louisville ■	61
77 St. Louis ■	52
75 Charlotte	67
65 DePaul	68
83 Memphis ■	79
64 Louisville ■	62
66 St. Louis ■	46
55 DePaul ■	50
80 East Tenn. St. †	77
68 Illinois †	92

Nickname: Bearcats
 Colors: Red & Black
 Arena: Myrl Shoemaker Center
 Capacity: 13,176; Year Built: 1989
 AD: Robert G. Goin
 SID: Brian Teter

CITADEL

Charleston, SC 29409-6150I

Coach: Pat Dennis, Wash. & Lee 1979

2003-04 RESULTS (6-22)

79 Webber ■	75
62 Wash. & Lee ■	44
60 UCF ■	74
62 Appalachian St. ■	72
38 South Carolina ■	70
66 Emmanuel (Ga.) ■	71
51 South Carolina St.	65
49 Tennessee	99
89 Chowan	72
62 Georgetown ■	85
70 High Point	94
82 Army ■	58
44 Davidson	68
58 Ga. Southern	86
49 Chattanooga ■	73
61 Furman ■	76
66 UNC Greensboro	75
42 Western Caro.	71
45 Col. of Charleston ■	69
49 Davidson ■	67
68 Wofford ■	78
59 Elon	73
39 Col. of Charleston	59
51 East Tenn. St. ■	73
47 Furman	60
68 Wofford	65
68 Ga. Southern ■	65
56 Elon †	66

Nickname: Bulldogs
 Colors: Blue & White

Arena: McAlister Field House
 Capacity: 6,000; Year Built: 1939
 AD: Les Robinson
 SID: Mike Hayden

CCNY

New York, NY 10031III

Coach: Andre Stampfel, Baruch 1996

2003-04 RESULTS (7-18)

57 Southern Vt. †	74
54 Cortland St. †	84
52 Maritime (N.Y.) ■	64
72 Lehman	89
61 Baruch	90
68 John Jay ■	80
72 Hunter	82
47 Wm. Paterson	73
53 Yeshiva ■	66
68 Merchant Marine ■	84
86 St. Joseph's (Brkln)	58
59 York (N.Y.) ■	57
81 Mt. St. Vincent	66
84 Medgar Evers	69
87 Brooklyn	78
48 Staten Island	63
72 Lehman ■	90
77 Purchase St.	73
54 Baruch ■	58
58 John Jay	75
55 St. Joseph's (L.I.)	86
64 Hunter	71
66 City Tech ■	89
88 Mt. St. Mary (N.Y.) ■	84
65 Staten Island †	67

Nickname: Beavers
 Colors: Lavender & Black
 Arena: Nat Holman Gymnasium
 Capacity: 3,500; Year Built: 1972
 AD: Robert Coleman
 SID: Derrick Harrison

CLAREMONT-M-S

Claremont, CA 91711-6400III

Coach: Ken Scalmanini,
 Cal Poly Pomona 1993

2003-04 RESULTS (14-11)

73 Pt. Loma Nazarene ■	63
79 La Sierra ■	61
66 Merchant Marine ■	69
71 Hamilton	79
59 Washington-St. Louis	76
71 Johns Hopkins †	69
58 Hope Int'l	78
69 Pacific (Ore.) ■	60
40 Calvin	71
64 Colorado Col. ■	68
68 Chapman	73
86 La Verne ■	79
60 Occidental	58
63 Pomona-Pitzer ■	73
93 Caltech ■	40
69 Cal Lutheran	72
89 Whittier ■	67
106 Redlands	87
92 La Verne	80
64 Occidental ■	57
59 Pomona-Pitzer	72
78 Caltech	48
73 Cal Lutheran ■	63
82 Whittier	89
123 Redlands ■	121

Nickname: Stags
 Colors: Maroon, Gold & White
 Arena: Ducey Gymnasium
 Capacity: 1,200; Year Built: 1959
 AD: Michael L. Sutton
 SID: Kelly Beck

CLARION

Clarion, PA 16214.....II

Coach: Ron Righter, St. Joseph's 1975

2003-04 RESULTS (16-12)

67	Alderson-Broaddus †	78
87	Pitt.-Johnstown	74
62	Mercyhurst ■	60
72	Penn. St.-McKeesport ■	48
75	Mansfield ■	65
70	Cheyney ■	76
76	Kutztown ■	68
57	West Chester	52
57	Millersville	47
111	Penn St.-DuBois ■	46
62	East Stroudsburg	53
59	Bloomsburg	55
51	California (Pa.) ■	56
70	Dist. Columbia	76
64	Slippery Rock	58
100	Indiana (Pa.)	83
72	Lock Haven ■	57
71	Shippensburg ■	64
92	Dist. Columbia ■	98
60	Edinboro	64
54	Pitt.-Johnstown	70
43	California (Pa.)	66
65	Indiana (Pa.) ■	67
59	Slippery Rock ■	60
57	Lock Haven	68
62	Edinboro ■	55
52	Shippensburg	39
58	California (Pa.)	68

Nickname: Golden Eagles
 Colors: Blue & Gold
 Arena: W.S. Tippin Gymnasium
 Capacity: 4,000; Year Built: 1968
 AD: Robert Carlson
 SID: Rich Herman

CLARK ATLANTA

Atlanta, GA 30314II

Coach: Larry Nolley, Clark (Ga.) 1981

2003-04 RESULTS (7-21)

66	Claffin ■	72
65	Armstrong Atlantic	112
68	Xavier (La.)	94
78	Stillman ■	68
84	Tuskegee ■	87
110	Central St. (Ohio) ■	96
84	Lane	104
64	Kentucky St.	102
81	Paine ■	64
80	Benedict ■	95
74	LeMoyne-Owen	63
87	Miles	94
73	Lane ■	81
78	Kentucky St. ■	69
55	Tuskegee	88
100	Stillman	110
68	Morehouse	75
70	Fort Valley St.	83
81	Albany St. (Ga.)	93
58	Paine	72
81	Benedict	93
88	Albany St. (Ga.) ■	109
76	Morehouse ■	87
84	LeMoyne-Owen ■	75
57	Miles ■	62
76	Fort Valley St. ■	80
70	LeMoyne-Owen †	59
64	Morehouse †	78

Nickname: Panthers
 Colors: Red, Black & Grey
 Arena: L.S. Epps Gym
 Capacity: 1,800
 AD: Brenda Edmond
 SID: Lawanda Pearson

CLARK (MASS.)

Worcester, MA 01610-1477III

Coach: Paul Phillips, Assumption 1976

2003-04 RESULTS (13-12)

103	Fitchburg St. ■	67
66	Amherst ■	81
83	Worcester St.	77
62	Wartburg †	68
80	Ramapo †	93
94	Illinois Col. †	89
94	Scranton	84
75	Susquehanna †	87
74	Brockport St. †	69
66	Union (N.Y.)	74
80	Wheaton (Mass.)	76
80	Babson ■	78
89	MIT ■	79
75	WPI	78
82	Springfield ■	64
74	Coast Guard	71
85	WPI ■	56
67	Trinity (Conn.)	72
91	Wheaton (Mass.) ■	77
65	MIT	74
100	Coast Guard ■	75
70	Springfield	73
75	Tufts	78
60	Babson	68
69	MIT ■	79

Nickname: Cougars
 Colors: Scarlet & White
 Arena: Kneller Athletic Center
 Capacity: 2,000; Year Built: 1977
 AD: Linda S. Moulton
 SID: Joe Brady

CLARKE

Dubuque, IA 52001.....III

Coach: Jon Davison, Dubuque 1961

2003-04 RESULTS (12-15)

68	Westminster (Mo.) †	76
53	Principia †	55
68	Marian (Wis.)	44
73	Loras †	80
75	Dubuque †	76
70	Mt. Mercy	54
80	Cornell College ■	58
57	Knox ■	66
67	Edgewood ■	61
83	Purdue-North Cent. ■	74
80	Siena Heights ■	86
59	Cardinal Stritch ■	67
76	Augustana (Ill.)	64
59	Benedictine (Ill.)	69
63	Dominican (Ill.)	53
63	Rockford ■	82
63	Eureka	68
79	Aurora ■	82
85	Concordia (Ill.) ■	61
60	Benedictine (Ill.)	78
84	Dominican (Ill.) ■	53
74	Rockford	63
57	Eureka ■	69
52	Aurora	58
74	Concordia (Ill.)	52
57	Rockford	56
65	Aurora	70

Nickname: Crusaders
 Colors: Navy & Gold
 Arena: Kehl Center
 Capacity: 900; Year Built: 1994
 AD: Curt Long
 SID: Jerry Hanson

CLARKSON

Potsdam, NY 13699-5830III

Coach: Tobin Anderson, Wesley 1995

2003-04 RESULTS (16-12)

84	St. Joseph's (Brkln) ■	50
58	Potsdam St. ■	63
58	Plattsburgh St. ■	72
62	Potsdam St.	44
51	Hilbert	50
60	Davidson	98
66	Southwestern (Tex.)	69
53	Trinity (Tex.)	68
90	Cazenovia ■	76
68	Keuka ■	63
77	D'Youville ■	68
57	Union (N.Y.)	56
83	Skidmore	72
66	Rensselaer ■	58
61	Vassar ■	54
54	St. Lawrence	64
85	Hamilton	80
73	Hobart	62
82	Vassar	64
67	Rensselaer	58
65	St. Lawrence ■	72
61	Skidmore ■	67
68	Union (N.Y.) ■	71
78	Hobart ■	77
73	Hamilton ■	97
68	Hamilton	79
72	Oswego St.	65
51	Geneseo St. †	72

Nickname: Golden Knights
 Colors: Green & Gold
 Arena: Alumni Gymnasium
 Capacity: 2,000; Year Built: 1952
 AD: Sean T. Frazier
 SID: Tommy Szarka

CLAYTON ST.

Morrow, GA 30260II

Coach: Gordon Gibbons,
 Springfield 1968

2003-04 RESULTS (22-8)

81	Southeastern Fla. ■	62
79	Wingate †	78
91	Voorhees †	70
78	Albany St. (Ga.)	73
130	Carver Bible ■	63
88	West Ga. ■	74
64	West Ga.	70
90	Edward Waters ■	69
81	Bluefield Col. ■	56
82	Albany St. (Ga.) ■	67
65	Johnson Smith ■	50
80	North Fla. ■	68
69	Francis Marion	76
60	Armstrong Atlantic	64
70	Lander	57
65	Columbus St. ■	63
70	UNC Pembroke ■	51
70	Armstrong Atlantic ■	54
76	S.C.-Aiken	82
79	Columbus St.	81
65	S.C. Upstate ■	56
51	Kennesaw St. ■	59
74	GC&SU	60
71	North Fla.	57
53	Augusta St. ■	42
73	Kennesaw St.	80
68	GC&SU ■	36
90	UNC Pembroke †	56
66	Augusta St.	42
39	Kennesaw St. †	43

Nickname: Lakers
 Colors: Blue & Orange

Arena: Athletics Center
 Capacity: 2,000; Year Built: 1983
 AD: Mason Barfield
 SID: Gid Rowell

CLEMSON

Clemson, SC 29634I

Coach: Oliver Purnell,
 Old Dominion 1975

2003-04 RESULTS (10-18)

86	Gardner-Webb ■	55
88	High Point ■	81
84	Wofford ■	77
64	Purdue	76
61	South Carolina ■	76
56	Georgia †	61
100	East Tenn. St. ■	86
56	Cincinnati	79
77	South Carolina St. ■	74
74	Radford ■	58
72	Boston College ■	62
54	Duke ■	73
63	Wake Forest	78
53	Florida St. ■	48
69	North Carolina St.	86
50	Virginia	61
52	Maryland ■	65
69	Georgia Tech	76
81	North Carolina ■	72
55	Duke	81
67	Wake Forest ■	82
52	Florida St.	65
60	North Carolina St. ■	55
55	Virginia ■	58
49	Maryland	70
60	Georgia Tech ■	79
53	North Carolina	69
79	Virginia †	83

Nickname: Tigers
 Colors: Burnt Orange & Northwest Purple
 Arena: Littlejohn Coliseum
 Capacity: 10,000; Year Built: 1968
 AD: Terry Don Phillips
 SID: Tim Bourret

CLEVELAND ST.

Cleveland, OH 44115-2440I

Coach: Mike Garland,
 Northern Mich. 1977

2003-04 RESULTS (4-25)

76	Central St. (Ohio) ■	63
97	Florida A&M	88
76	North Carolina ■	82
62	Penn St.	73
66	Utah Valley St. ■	48
64	Norfolk St.	52
66	Kent St.	116
59	Akron ■	61
62	Boston U.	64
64	Ga. Southern †	79
80	Drake †	83
69	Wis.-Green Bay	70
83	Loyola (Ill.) ■	90
73	Wright St. ■	78
82	Youngstown St.	86
68	Ill.-Chicago	83
53	Detroit ■	75
64	Wis.-Milwaukee ■	78
59	Youngstown St. ■	61
43	Butler	61
56	Wright St.	72
58	Wis.-Green Bay ■	60
55	Detroit	77
56	Butler ■	57
56	Ill.-Chicago ■	67
66	Eastern Mich. ■	87
59	Loyola (Ill.)	70
63	Wis.-Milwaukee	88
36	Detroit	62

Nickname: Vikings
 Colors: Forest Green & White
 Arena: Henry J. Goodman Arena
 Capacity: 13,610; Year Built: 1991
 AD: Lee Reed
 SID: Brian McCann

COAST GUARD

New London, CT 06320-4195...III

Coach: Peter Barry, San Francisco 1970

2003-04 RESULTS (3-20)

96 Johnson & Wales ■	77
53 Army	67
71 Anna Maria	90
74 Nichols ■	78
80 Wentworth Inst. ■	55
54 Trinity (Conn.) ■	91
69 Merchant Marine ■	76
73 Albertus Magnus	54
66 Babson	90
65 MIT ■	77
81 Connecticut Col.	85
65 Springfield	90
59 WPI	80
71 Clark (Mass.) ■	74
67 Wheaton (Mass.) ■	76
55 Babson ■	77
53 MIT	60
60 Roger Williams	79
75 Clark (Mass.)	100
53 WPI ■	67
55 Springfield ■	84
54 Wheaton (Mass.)	62
53 Babson	65

Nickname: Bears
 Colors: Blue & White
 Arena: John Merriman Gymnasium
 Capacity: 2,400; Year Built: 1964
 AD: Raymond Cieplik
 SID: Jason Southard

COASTAL CARO.

Conway, SC 29528-6054.....I

Coach: Pete Strickland, Pittsburgh 1979

2003-04 RESULTS (14-15)

74 Marist	70
65 Yale †	70
68 Georgetown	81
59 East Caro.	76
72 Col. of Charleston ■	73
91 St. Andrews ■	83
77 UNC Greensboro ■	72
84 Campbell ■	55
74 Virginia	89
115 Lees-McRae ■	50
72 North Carolina	105
67 Liberty ■	65
69 High Point ■	75
77 Birmingham-So.	71
66 Charleston So.	61
65 Winthrop ■	66
73 UNC Asheville ■	65
76 Radford	77
49 VMI	32
68 Birmingham-So. ■	76
50 Winthrop	51
65 Liberty	79
73 High Point	52
60 VMI ■	44
75 Radford ■	84
68 UNC Asheville	72
69 Charleston So. ■	53
67 Radford	62
73 Liberty	88

Nickname: Chanticleers
 Colors: Coastal Green, Bronze & Black
 Arena: Kimbel Arena
 Capacity: 1,037; Year Built: 1974
 AD: Warren Koegel
 SID: John Martin

COE

Cedar Rapids, IA 52402-5092...III

Coach: Brent Brase,
 Cornell College 1990

2003-04 RESULTS (15-12)

53 Wis.-Eau Claire	55
66 St. John's (Minn.) †	74
85 Mt. Mercy	87
58 Luther	53
55 Augustana (Ill.) ■	63
81 William Penn ■	77
74 Concordia (Wis.) ■	69
72 Wis.-Whitewater	83
52 Loras ■	60
90 Dubuque ■	63
70 Wartburg	75
63 Buena Vista	68
75 Upper Iowa	59
74 Cornell College ■	65
69 Simpson ■	78
88 Central (Iowa) ■	59
70 Upper Iowa ■	52
61 Dubuque	60
76 Loras	64
86 Buena Vista ■	71
67 Wartburg ■	71
76 Luther ■	61
61 Cornell College	57
72 Central (Iowa)	66
76 Simpson	84
68 Loras ■	64
69 Buena Vista	94

Nickname: Kohawks
 Colors: Crimson & Gold
 Arena: Moray L. Eby Fieldhouse
 Capacity: 2,600; Year Built: 1931
 AD: John Chandler
 SID: Bryan Boettcher

COKER

Hartsville, SC 29550II

Coach: Dan Schmotzer,
 St. Edward's 1974

2003-04 RESULTS (8-20)

66 Francis Marion	75
75 Morris ■	68
72 Morris	63
50 Winthrop	65
70 Wingate	77
63 Anderson (S.C.)	67
76 UNC Pembroke ■	57
72 Pfeiffer ■	84
70 Belmont Abbey	79
58 Barton ■	69
63 Queens (N.C.)	78
92 St. Andrews ■	85
60 Erskine	65
99 Lees-McRae ■	96
53 Pfeiffer	86
46 Mount Olive ■	70
57 Queens (N.C.) ■	83
53 Barton	55
65 Limestone	75
51 Belmont Abbey ■	48
58 St. Andrews	67
82 Limestone ■	71
60 Anderson (S.C.) ■	75
42 Erskine ■	44
67 Lees-McRae	80
50 Mount Olive	79
74 Anderson (S.C.)	69
54 Queens (N.C.)	73

Nickname: Cobras
 Colors: Navy Blue & Gold

Arena: Timberlake-Lawton Gym
 Capacity: 750; Year Built: 1963
 AD: C. Timothy Griggs
 SID: Paul Lyon

COLBY

Waterville, ME 04901-8849III

Coach: Dick Whitmore, Bowdoin 1965

2003-04 RESULTS (6-17)

76 Western New Eng. †	84
77 Mass. Liberal Arts †	65
54 Babson	89
83 Southern Me. ■	64
85 Husson ■	72
57 Lasell ■	59
64 Maine Maritime	75
71 Me.-Farmington ■	74
47 Maine	80
90 Thomas ■	72
77 Grinnell	116
65 Southern Me.	66
59 Bates	77
55 Bowdoin ■	77
52 Amherst	81
69 Trinity (Conn.)	71
70 Wesleyan (Conn.)	83
69 Connecticut Col.	40
64 Middlebury ■	73
69 Williams ■	93
73 Bates ■	80
80 Tufts ■	65
70 Bowdoin	84

Nickname: Mules
 Colors: Blue & Gray
 Arena: Wadsworth Gymnasium
 Capacity: 2,500; Year Built: 1966
 AD: Marcella K. Zalot
 SID: Bill Sodoma

COLBY-SAWYER

New London, NH 03257.....III

Coach: Bill Foti, New Hampshire 1986

2003-04 RESULTS (19-9)

62 Babson	67
73 Mount Ida †	55
63 Keene St. †	97
61 Bowdoin	56
59 Bates ■	52
63 Middlebury	83
65 Eastern Nazarene ■	39
87 Wentworth Inst.	63
72 Gordon	78
56 Endicott ■	54
80 Nichols ■	73
70 New England	52
71 Worcester St.	60
82 Endicott	48
69 Gordon ■	67
90 New England Col.	70
105 Wentworth Inst. ■	74
66 Amherst ■	89
70 Salve Regina	56
93 New England ■	60
63 Roger Williams ■	67
68 Curry	64
84 New England Col. ■	65
79 Anna Maria	86
73 Nichols ■	55
88 New England ■	60
76 Endicott †	83
66 Wheaton (Mass.) ■	67

Nickname: Chargers
 Colors: Royal Blue and White
 Arena: David L. Coffin Fieldhouse
 Capacity: 650; Year Built: 1991
 AD: Deborah Mc Grath
 SID: Adam Kamras

COLGATE

Hamilton, NY 13346-1304I

Coach: Emmett Davis,
 St. Lawrence 1981

2003-04 RESULTS (15-14)

64 Princeton	73
84 Cornell	77
84 Drexel ■	89
68 Albany (N.Y.) ■	65
70 New Hampshire	66
49 Buffalo ■	72
78 Harvard	60
97 Hobart ■	67
63 Syracuse	101
73 Long Beach St.	71
54 Loyola Marymount	78
90 Juniata ■	52
86 Lafayette	97
71 Holy Cross ■	65
51 Army	60
70 Dartmouth ■	60
71 American ■	74
91 Navy ■	84
53 Bucknell	61
56 Lehigh	61
75 Lafayette ■	66
49 Holy Cross	60
63 Army ■	68
60 Navy	59
62 American	65
54 Lehigh	48
60 Bucknell ■	57
67 Lafayette †	66
55 American †	65

Nickname: Raiders
 Colors: Maroon, Gray & White
 Arena: Cotterell Court
 Capacity: 3,091; Year Built: 1966
 AD: Don Vaughan
 SID: Bob Cornell

COLORADO

Boulder, CO 80309I

Coach: Ricardo Patton, Belmont 1980

2003-04 RESULTS (18-11)

67 Northwestern	56
77 Pepperdine	94
73 Cal Poly	62
81 Oregon St. ■	66
78 California ■	60
84 Colorado St.	78
71 Tennessee St. ■	44
57 Utah	77
62 Richmond ■	75
62 Kansas ■	77
89 Savannah St. ■	57
78 Northern Colo. ■	48
68 Nebraska	60
88 Iowa St. ■	70
62 Oklahoma St.	71
57 Kansas	78
83 Missouri ■	70
81 Baylor ■	66
63 Texas	76
82 Kansas St. ■	81
65 Missouri	77
85 Texas Tech ■	75
72 Kansas St.	62
94 Oklahoma ■	87
76 Texas A&M	70
77 Iowa St.	83
78 Nebraska ■	75
69 Texas Tech †	79
72 Oregon	77

Nickname: Buffaloes
 Colors: Silver, Gold & Black
 Arena: Coors Events/Conference Center
 Capacity: 11,064; Year Built: 1979
 AD: Richard A. Tharp
 SID: David Plati

COLO. CHRISTIAN

Lakewood, CO 80226II

Coach: Brannon Hays,
Cal Lutheran 1993

2003-04 RESULTS (19-9)

80	Cal St. San B'dino †	83
98	Augustana (S.D.) †	92
71	Fresno Pacific ■	52
77	Northern Colo.	71
77	Colorado Col. ■	56
96	UC-Colo. Spgs.	60
104	Western St.	73
69	Colorado Col.	62
93	Northern Colo. ■	76
88	UC-Colo. Spgs. ■	68
77	Mesa St. ■	67
76	N.M. Highlands	71
84	Colorado St.-Pueblo	77
92	Fort Lewis ■	89
75	Adams St. ■	64
103	Colorado Mines ■	80
82	Regis (Colo.)	70
93	Neb.-Kearney ■	101
88	Fort Hays St. ■	98
63	Metro St.	92
83	Chadron St.	79
84	Neb.-Kearney	96
55	Fort Hays St.	97
79	Metro St. ■	107
79	Chadron St. ■	74
98	Colorado Mines	99
96	Regis (Colo.) ■	95
70	Fort Lewis	93

Nickname: Cougars
Colors: Navy & Gold
Arena: Cougar Fieldhouse
Capacity: 1,800; Year Built: 1990
AD: TBA
SID: Aimee Davison

COLORADO COL.

Colorado Springs, CO 80903 ...III

Coach: Mike McCubbin, Grinnell 1988

2003-04 RESULTS (15-10)

75	Macalester †	70
89	Cornell College †	70
62	Regis (Colo.)	67
90	Wis.-Whitewater ■	101
99	Caltech ■	33
56	Colo. Christian	77
70	UC-Colo. Spgs.	67
62	Colo. Christian ■	69
75	Linfield †	85
63	Illinois Col. †	61
61	Ramapo †	80
83	La Verne †	73
68	Claremont-M-S	64
57	Neb. Wesleyan ■	54
82	Johnson & Wales (CO)	83
76	Western St.	61
70	UC-Colo. Spgs. ■	62
50	Northern Colo.	73
76	Huntingdon ■	63
66	Dallas ■	63
72	Dallas	67
74	UC Santa Cruz †	60
102	Johnson & Wales (CO) ■	51
62	Neb. Wesleyan	67
55	Pomona-Pitzer	79

Nickname: Tigers
Colors: Black & Gold
Arena: J. Juan Reid Gymnasium
Capacity: 1,000; Year Built: 1970
AD: Julie Soriero
SID: Dave Reed

COLORADO MINES

Golden, CO 80401II

Coach: Pryor Orser,
Mont. St.-Billings 1990

2003-04 RESULTS (7-20)

89	West Tex. A&M ■	75
80	Neb.-Omaha ■	95
78	Northern Colo.	76
74	Central Wash. †	83
76	Seattle Pacific †	81
80	Western St.	87
56	UC-Colo. Spgs.	55
96	Northern Colo. ■	75
69	North Dakota †	79
82	South Dakota St.	102
73	Mesa St. ■	84
56	Colorado St.-Pueblo	66
71	N.M. Highlands	51
63	Adams St. ■	66
63	Fort Lewis ■	91
80	Colo. Christian	103
43	Regis (Colo.)	81
72	Fort Hays St. ■	76
71	Neb.-Kearney ■	95
74	Chadron St.	90
59	Metro St.	94
77	Fort Hays St.	89
80	Neb.-Kearney	98
70	Chadron St. ■	54
69	Metro St. ■	90
99	Colo. Christian ■	98
71	Regis (Colo.) ■	87

Nickname: Orediggers
Colors: Silver & Blue
Arena: Volk Gymnasium
Capacity: 1,000; Year Built: 1959
AD: Thomas E. Spicer
SID: Greg Murphy

COLORADO ST.

Fort Collins, CO 80523-6011I

Coach: Dale Layer, Eckerd 1980

2003-04 RESULTS (13-16)

84	BYU-Hawaii ■	53
49	Oklahoma St.	82
76	Drake	69
54	Auburn	84
91	Texas Southern ■	66
89	Gardner-Webb ■	59
78	Colorado ■	84
67	Denver	84
79	Stetson	70
66	South Fla.	65
71	Purdue ■	69
91	Pepperdine †	65
75	Montana St.	82
57	Air Force ■	65
53	Brigham Young	82
49	Utah	67
92	San Diego St. ■	82
89	UNLV ■	83
75	Wyoming ■	74
51	New Mexico	63
44	Air Force	52
70	Utah ■	80
73	Brigham Young ■	79
79	UNLV	94
64	San Diego St.	72
61	Wyoming	67
76	New Mexico ■	66
60	Air Force †	48
73	UNLV †	80

Nickname: Rams
Colors: Green & Gold
Arena: Moby Arena
Capacity: 8,745; Year Built: 1966
AD: Mark Driscoll
SID: Gary Ozzello

COLORADO ST.-PUEBLO

Pueblo, CO 81001-4901II

Coach: Joe Folda, Northern Colo. 1966

2003-04 RESULTS (19-9)

88	Western N.M.	61
86	Cornell College ■	65
76	Macalester ■	72
83	Western N.M. ■	61
61	West Tex. A&M	65
77	Ouachita Baptist †	64
83	Northern Colo. ■	70
75	Alderson-Broaddus ■	59
85	Regis (Colo.) ■	80
78	Neb.-Kearney	77
67	Fort Hays St.	64
66	Colorado Mines ■	56
77	Colo. Christian ■	84
94	Chadron St.	90
68	Metro St.	96
67	Adams St.	68
70	Fort Lewis	73
82	N.M. Highlands ■	71
74	Mesa St. ■	70
103	Western St. ■	79
63	UC-Colo. Spgs. ■	55
74	N.M. Highlands	62
78	Mesa St.	81
63	UC-Colo. Spgs.	60
90	Western St.	68
72	Fort Lewis ■	84
90	Adams St. ■	66
78	Neb.-Kearney	98

Nickname: ThunderWolves
Colors: Red & Blue
Arena: Massari Arena
Capacity: 5,000; Year Built: 1971
AD: Joe Folda
SID: Matt Hildner

UC-COLO. SPGS.

Colorado Springs, CO
80933-7150II

Coach: Marty Fletcher, Maryland 1973

2003-04 RESULTS (5-22)

55	Pittsburg St.	73
47	Mo. Southern St. †	88
43	Metro St. ■	101
67	Colorado Col. ■	70
60	Colo. Christian ■	96
55	Colorado Mines ■	56
68	Colo. Christian	88
66	Metro St.	98
76	Chadron St.	73
68	Northern Colo.	64
47	Regis (Colo.) ■	71
50	Neb.-Kearney	100
58	Fort Hays St.	75
71	Western St.	66
59	Mesa St. ■	74
62	Colorado Col.	70
62	Fort Lewis ■	86
65	Adams St. ■	76
58	N.M. Highlands	66
55	Colorado St.-Pueblo	63
65	Fort Lewis	92
68	Adams St.	95
82	Johnson & Wales (CO)	85
60	Colorado St.-Pueblo ■	63
82	N.M. Highlands ■	77
82	Western St. ■	70
63	Mesa St.	102

Nickname: Mountain Lions
Colors: Black & Gold
Arena: Lions Den
Capacity: 500; Year Built: 1988
AD: Ruben A. Cubero
SID: Doug Fitzgerald

COLUMBIA

New York, NY 10027I

Coach: Joe Jones, Oswego St. 1987

2003-04 RESULTS (10-17)

57	Army	60
57	Manhattan †	72
85	Sacred Heart	79
55	Hofstra ■	58
57	Lehigh ■	60
80	Stony Brook	75
66	Villanova	74
66	California	85
72	Prairie View †	69
51	Washington	88
73	Lafayette ■	82
57	Fordham	61
77	FDU-Floram ■	45
66	Cornell	90
53	Cornell ■	66
78	Dartmouth	42
78	Harvard	67
58	Yale	63
81	Brown	90
76	Pennsylvania ■	91
71	Princeton ■	78
66	Harvard ■	57
73	Dartmouth ■	58
52	Princeton	75
50	Pennsylvania	64
81	Brown ■	74
88	Yale ■	79

Nickname: Lions
Colors: Columbia Blue & White
Arena: Levien Gym
Capacity: 3,408; Year Built: 1974
AD: John A. Reeves
SID: Casey Taylor

COLUMBIA UNION

Takoma Park, MD 20912II

Coach: Calvin Dunbar, Bishop 1981

2003-04 RESULTS (1-27)

53	Mercyhurst	76
61	Gannon	87
82	Shepherd	103
61	Kutztown †	78
63	Kutztown ■	81
76	Virginia St. ■	103
55	Fairmont St.	103
69	Virginia Union	105
97	Virginia St.	97
52	Pfeiffer ■	107
56	Elizabeth City St. ■	76
51	Alas. Anchorage †	108
68	Alas. Fairbanks	102
77	Bryan ■	86
74	Cheyney ■	93
57	East Stroudsburg ■	72
69	Kutztown	89
68	Bowie St.	106
65	Pitt.-Johnstown ■	67
54	Elizabeth City St.	84
61	Cheyney	73
69	Lincoln (Pa.) ■	71
83	St. Paul's ■	77
71	Bowie St. ■	130
73	Wilmington (Del.)	74
53	Lincoln (Pa.)	62
69	Pitt.-Johnstown	86
38	Dist. Columbia	105

Nickname: Pioneers
Colors: Blue, Gold and White
Arena: The Pit
Capacity: 350; Year Built: 1954
AD: Al Bacchus
SID: Donna Polk

COLUMBUS ST.

Columbus, GA 31907-5645II

Coach: Herbert Greene, Auburn 1967

2003-04 RESULTS (22-9)

86	Ala.-Huntsville †	76
83	Montevallo	91
100	Tuskegee	86
88	West Ga. †	94
108	Morehouse †	104
73	North Ala.	86
89	UNC Pembroke ■	66
112	Green Mountain †	57
86	Caldwell †	70
81	Benedict ■	62
67	Tuskegee ■	63
75	Kennesaw St. ■	77
87	North Fla. ■	67
96	S.C.-Aiken	61
63	Clayton St.	65
79	S.C. Upstate ■	65
68	North Fla.	62
54	Augusta St.	53
81	Clayton St. ■	79
92	Francis Marion	111
91	GC&SU	78
69	Armstrong Atlantic ■	64
72	Kennesaw St.	92
95	Lander ■	74
85	GC&SU ■	57
73	Armstrong Atlantic	67
90	GC&SU †	62
89	Armstrong Atlantic †	49
70	Kennesaw St. †	72
77	Virginia Union †	75
55	Kennesaw St.	70

Nickname: Cougars
 Colors: Red, White & Blue
 Arena: Lumpkin Center
 Capacity: 4,500; Year Built: 2000
 AD: Herbert Greene
 SID: Mike Peacock

CONCORD

Athens, WV 24712II

Coach: Steve Cox, Salem Int'l 1975

2003-04 RESULTS (22-7)

103	Ohio St.-Newark ■	59
102	Ohio Valley ■	92
97	Davis & Elkins ■	70
79	Southern Va.	76
104	Bluefield St.	90
84	Belmont Abbey †	77
96	West Va. Tech ■	69
73	Charleston (W.V.) ■	80
72	Dist. Columbia	77
116	Ohio St.-Newark	71
99	West Virginia St. ■	88
102	Southern Va. ■	95
89	Bluefield St.	77
81	Fairmont St.	90
108	Glenville St. ■	102
112	Davis & Elkins ■	81
107	West Va. Wesleyan	101
110	Shepherd	107
107	Alderson-Broadus ■	105
69	Charleston (W.V.)	84
100	Salem Int'l	115
104	West Liberty St. ■	91
96	Wheeling Jesuit ■	86
92	Ohio Valley	89
111	Bluefield St. ■	85
87	West Virginia St.	115
94	West Va. Tech	91
99	West Liberty St. ■	80
54	Charleston (W.V.)	83

Nickname: Mountain Lions
 Colors: Maroon & Gray

Arena: Carter Center
 Capacity: 2,000; Year Built: 1972
 AD: Steven Lee
 SID: Ernie Horn

CONCORDIA (ILL.)

River Forest, IL 60305-1499III

Coach: Brian Miller,
 Wis.-Milwaukee 1987

2003-04 RESULTS (3-23)

53	Greenville ■	75
53	Blackburn ■	57
67	North Park	81
55	Marian (Wis.)	57
48	Wheaton (Ill.) ■	81
45	Edgewood †	69
68	Milwaukee Engr. †	57
84	Illinois Tech ■	79
70	Knox ■	66
56	Dominican (Ill.) ■	65
56	Eureka ■	70
57	Rockford	98
94	Wis. Lutheran ■	99
62	Dominican (Ill.)	71
33	Aurora ■	37
46	Benedictine (Ill.) ■	52
61	Clarke	85
75	Concordia (Wis.) †	103
62	Concordia (Mich.) †	70
54	Eureka	74
58	Rockford ■	67
50	Monmouth (Ill.)	80
61	Aurora	87
46	Benedictine (Ill.)	65
52	Clarke ■	74
46	Benedictine (Ill.)	74

Nickname: Cougars
 Colors: Maroon & Gold
 Arena: Geiseman Gymnasium
 Capacity: 2,200; Year Built: 1964
 AD: Brian Miller
 SID: Jim Egan

CONCORDIA (N.Y.)

Bronxville, NY 10708II

Coach: John Dwinell, Springfield 1981

2003-04 RESULTS (4-23)

55	Hartford	74
74	Philadelphia U. ■	94
74	Dowling ■	76
54	Queens (N.Y.)	78
97	Southampton ■	77
67	Bridgeport	87
58	Franklin Pierce †	80
64	Bryant	86
67	Molloy	77
69	Mercy	72
76	NYIT ■	93
52	C.W. Post	58
71	Adelphi ■	80
90	Mercy ■	73
57	Adelphi	66
76	New Haven ■	78
75	Philadelphia U.	100
64	St. Thomas Aquinas	69
82	Dowling	76
91	St. Thomas Aquinas ■	61
48	Bridgeport ■	62
70	Queens (N.Y.) ■	95
69	Southampton	98
75	New Haven	84
79	Molloy ■	83
66	NYIT	87
58	C.W. Post ■	88

Nickname: Clippers
 Colors: Blue & Gold

Arena: Meyer Athletic Center
 Capacity: 1,000; Year Built: 1963
 AD: Ivan Marquez
 SID: Kris Zeiter

CONCORDIA (WIS.)

Mequon, WI 53097-2402III

Coach: Pete Gnan,
 Minn. St.-Mankato 1985

2003-04 RESULTS (17-9)

80	Northwestern (Minn.) †	87
87	Trinity Int'l †	84
66	Carroll (Wis.)	74
79	Lake Forest ■	74
81	Webster ■	75
57	St. Norbert ■	56
79	Lakeland	58
69	Coe	74
67	Wis. Lutheran ■	70
82	Chicago †	79
73	Hope	76
83	Maranaatha Baptist	74
91	Marian (Wis.) ■	76
47	Wis.-Platteville ■	72
79	Milwaukee Engr. ■	64
85	Carthage ■	71
63	Edgewood	57
70	Lakeland ■	58
103	Concordia (Ill.) †	75
68	Concordia (Neb.)	75
89	Marian (Wis.)	85
71	Maranaatha Baptist ■	86
102	Milwaukee Engr.	96
82	Wis. Lutheran	71
73	Edgewood ■	68
81	Wis. Lutheran ■	91

Nickname: Falcons
 Colors: Royal Blue & White
 Arena: Fieldhouse
 Capacity: 2,000; Year Built: 1989
 AD: Robert M. Barnhill
 SID: Rick Riehl

CONCORDIA-AUSTIN

Austin, TX 78705-2799III

Coach: Jim Jost, Illinois 1970

2003-04 RESULTS (11-14)

86	Milwaukee Engr. ■	65
97	LeTourneau ■	66
87	East Tex. Baptist ■	81
69	Austin	55
69	Ozarks (Ark.)	73
79	St. Edward's ■	74
68	Mary Hardin-Baylor ■	83
79	Elmhurst ■	75
81	Mississippi Col. ■	88
68	Louisiana Col. ■	64
61	Texas-Dallas	66
81	Texas-Tyler	88
74	McMurry	94
79	Hardin-Simmons	81
62	Texas Lutheran ■	70
92	Schreiner ■	74
68	Sul Ross St.	90
91	Howard Payne	123
95	Sul Ross St. ■	102
83	Howard Payne ■	81
62	Mary Hardin-Baylor	66
77	McMurry ■	79
82	Hardin-Simmons ■	77
56	Texas Lutheran	71
99	Schreiner	90

Nickname: Tornados
 Colors: Purple & White
 Arena: Woltman Center
 Capacity: 1,600; Year Built: 1982
 AD: Linda Lowery
 SID: Jim Jost

CONCORDIA-M'HEAD

Moorhead, MN 56562-3597III

Coach: Duane Siverson, Yankton 1978

2003-04 RESULTS (18-8)

109	Mayville St.	82
92	Dana ■	63
80	St. Olaf ■	68
57	Minn. St. Moorhead	63
56	Gust. Adolphus	76
79	St. John's (Minn.) ■	71
68	Macalester ■	78
85	Mayville St. ■	67
71	Bethel (Minn.)	78
55	St. Thomas (Minn.) ■	51
60	Carleton	59
77	Hamline	72
69	Augsburg	57
75	St. Mary's (Minn.) ■	57
68	St. Olaf	64
54	Gust. Adolphus ■	72
69	St. John's (Minn.)	68
75	Macalester	86
93	Bethel (Minn.) ■	85
64	St. Thomas (Minn.)	61
78	Carleton ■	57
87	St. Mary's (Minn.)	66
87	Hamline ■	47
67	Augsburg ■	68
74	St. Thomas (Minn.) ■	61
65	Macalester	79

Nickname: Cobbers
 Colors: Maroon & Gold
 Arena: Memorial Auditorium
 Capacity: 3,500; Year Built: 1951
 AD: Robert Nick
 SID: Jim Cella

CONCORDIA-ST. PAUL

St. Paul, MN 55104II

Coach: Ryan Freeburg,
 Minn. St.-Mankato

2003-04 RESULTS (7-21)

75	Augustana (S.D.) ■	68
62	Wis.-Milwaukee	90
82	Neb.-Kearney †	99
73	Neb.-Omaha	74
75	Minn. St.-Mankato	93
74	North Dakota ■	85
74	South Dakota St. ■	75
70	Wis.-Parkside	68
70	St. Cloud St. ■	79
74	North Dakota St.	84
59	South Dakota	89
83	Bemidji St. ■	87
93	Minn.-Crookston ■	87
79	Minn. Duluth	74
55	Wayne St. (Neb.)	94
45	Winona St.	77
61	Minn. St. Moorhead	73
64	Northern St.	76
57	Minn. Duluth ■	76
85	Minn.-Crookston	94
71	Bemidji St.	96
83	Wayne St. (Neb.) ■	79
62	Southwest Minn. St. ■	69
62	Winona St. ■	79
59	Southwest Minn. St.	79
95	Northern St. ■	87
61	Minn. St. Moorhead ■	58
54	Northern St.	86

Nickname: Golden Bears
 Colors: Navy & Vegas Gold
 Arena: Gangelhoff Center
 Capacity: 1,000; Year Built: 1993
 AD: David Herberster
 SID: Jen Foley

CONNECTICUT

Storrs, CT 06269

Coach: Jim Calhoun,
American Int'l 1968

2003-04 RESULTS (33-6)

70	Yale ■	60
93	Nevada ■	79
111	Sacred Heart ■	64
61	Georgia Tech †	77
76	Utah †	44
75	Lehigh ■	55
74	Army ■	46
88	Quinnipiac ■	55
104	Iona ■	54
101	Ball St. ■	62
91	Massachusetts ■	67
92	Rice	83
75	Rutgers	74
86	Oklahoma ■	59
94	Georgetown ■	70
83	North Carolina	86
68	Pittsburgh ■	65
56	Providence ■	66
96	Virginia Tech	60
63	Boston College	58
84	Syracuse ■	56
88	West Virginia ■	58
74	Notre Dame	80
68	Pittsburgh	75
76	Miami (Fla.) ■	63
61	Notre Dame	50
71	St. John's (N.Y.)	53
75	Villanova	74
89	Seton Hall ■	67
56	Syracuse	67
66	Notre Dame †	58
84	Villanova †	67
61	Pittsburgh †	58
70	Vermont †	53
72	DePaul †	55
73	Vanderbilt †	53
87	Alabama †	71
79	Duke †	78
82	Georgia Tech †	73

Nickname: Huskies, UConn
Colors: National Flag Blue & White
Arena: Harry A. Gampel Pavilion
Capacity: 10,027; Year Built: 1990
AD: Jeffrey A. Hathaway
SID: Kyle Muncy

CONNECTICUT COL.

New London, CT 06320-4196

Coach: Tom Satran,
Connecticut Col. 1994

2003-04 RESULTS (5-18)

77	Drew	78
66	Centenary (N.J.) †	74
68	MIT	65
61	Gordon ■	85
82	Mass.-Dartmouth	90
86	Framingham St. ■	77
92	Albertus Magnus ■	67
57	WPI ■	68
63	Johnson & Wales	83
60	Roger Williams	75
69	Hunter ■	66
70	Tufts	77
45	Bates	82
85	Coast Guard ■	81
78	Bowdoin ■	86
40	Colby ■	69
65	Wesleyan (Conn.) ■	88
63	John Jay	80
50	Williams	85
64	Middlebury	92
68	Amherst ■	103
61	Trinity (Conn.)	99
87	Salve Regina	92

Nickname: Camels
Colors: Royal Blue & White
Arena: Luce Fieldhouse/Gymnasium
Capacity: 800; Year Built: 1984
AD: Fran Shields
SID: Will Tomasian

COPPIN ST.

Baltimore, MD 21216-3698

Coach: Fang Mitchell, Edison St. 1984

2003-04 RESULTS (18-14)

37	Xavier	62
47	Ohio †	51
76	San Diego †	62
54	Towson	57
82	Loyola (Md.) †	65
56	Cincinnati	76
61	Missouri	70
44	Southwest Mo. St.	73
66	Texas St. †	76
68	Morgan St. ■	66
56	New Mexico	74
72	Michigan St.	78
59	Florida A&M ■	55
69	Bethune-Cookman ■	63
50	Delaware St.	67
54	Howard	49
64	N.C. A&T ■	42
57	South Carolina St. ■	63
68	Md.-East. Shore	42
72	Hampton	75
72	Norfolk St. ■	69
66	Florida A&M	62
65	Bethune-Cookman	52
50	Delaware St. ■	39
70	Howard ■	63
66	N.C. A&T	56
65	South Carolina St.	68
61	Md.-East. Shore ■	38
68	Morgan St.	60
68	Morgan St. †	65
55	Delaware St. †	52
51	Florida A&M †	58

Nickname: Eagles
Colors: Royal Blue & Gold
Arena: Coppin Center
Capacity: 1,720; Year Built: 1987
AD: Ronald Mitchell
SID: David Popham

CORNELL

Ithaca, NY 14853

Coach: Steve Donahue, Ursinus 1984

2003-04 RESULTS (11-16)

69	Georgia Tech ■	90
77	Colgate ■	84
79	Army †	66
69	Ithaca ■	37
60	Vermont	73
83	New Hampshire	67
79	Lafayette	87
76	St. Francis (N.Y.)	78
69	Duquesne	70
70	St. Francis (Pa.) ■	62
89	Lehigh ■	76
65	New Mexico	74
90	Columbia ■	66
55	Bucknell	63
66	Columbia	53
91	Harvard	79
68	Dartmouth	62
96	Brown	81
48	Yale	67
64	Princeton ■	69
52	Pennsylvania ■	79
69	Dartmouth ■	45
78	Harvard ■	81
69	Pennsylvania	84
46	Princeton	59

61	Yale ■	64
66	Brown ■	69

Nickname: Big Red
Colors: Carmelian Red & White
Arena: Newman Arena
Capacity: 4,473; Year Built: 1989
AD: J. Andrew Noel
SID: Jeremy Hartigan

CORNELL COLLEGE

Mt. Vernon, IA 52314-1098

Coach: Ed Timm, Central (Iowa) 1985

2003-04 RESULTS (9-17)

65	Colorado St.-Pueblo	86
70	Colorado Col. †	89
79	Mt. Mercy	106
75	Upper Iowa	84
58	Clarke	80
79	Waldorf ■	77
54	Northern Ill.	82
91	Franciscan	87
88	Dubuque ■	96
104	Loras ■	100
78	Buena Vista	85
73	Wartburg	82
55	Luther	61
65	Coe	74
85	Central (Iowa) ■	61
73	Simpson ■	69
82	Luther ■	59
76	Loras	88
75	Dubuque	64
74	Wartburg ■	77
92	Buena Vista ■	86
87	Upper Iowa ■	71
57	Coe ■	61
69	Simpson	85
90	Central (Iowa)	99
70	Simpson	80

Nickname: Rams
Colors: Purple & White
Arena: Small Multi-Sport Center
Capacity: 2,500; Year Built: 1953
AD: Tina Hill
SID: Darren Miller

CORTLAND ST.

Cortland, NY 13045

Coach: Tom Spanbauer,
Cortland St. 1983

2003-04 RESULTS (17-11)

66	Williams	85
84	CCNY †	54
71	Elmira ■	52
76	Brockport St.	83
93	Fredonia St. ■	74
65	Alfred	63
64	Ithaca	56
80	Rochester Inst.	78
97	Hartwick ■	65
65	Plattsburgh St.	80
63	Potsdam St.	75
76	Ithaca ■	64
81	Plattsburgh St. ■	64
72	Oswego St. ■	60
66	New Paltz St.	62
56	Brockport St. ■	62
64	Utica/Rome ■	68
64	Geneseo St.	70
63	Fredonia St.	50
77	Oneonta St.	59
69	D'Youville ■	64
80	New Paltz St. ■	51
60	Utica/Rome	61
71	Geneseo St. ■	59
66	Buffalo St. ■	75
73	Geneseo St.	67
42	Brockport St. †	71
49	Skidmore ■	65

Nickname: Red Dragons
Colors: Red & White
Arena: Corey Gymnasium
Capacity: 3,500; Year Built: 1973
AD: Joan Sitterly
SID: Fran Elia

CREIGHTON

Omaha, NE 68178-0001

Coach: Dana Altman,
Eastern N.M. 1980

2003-04 RESULTS (20-9)

79	San Diego ■	44
83	St. Bonaventure ■	63
69	Bethune-Cookman ■	49
77	Delaware St. ■	48
61	Nebraska ■	54
70	Fresno St.	62
91	Ark.-Little Rock ■	66
66	Wyoming	61
59	Southwest Mo. St. ■	54
66	Bradley	49
56	Illinois St.	55
78	Drake ■	67
73	Northern Iowa	82
72	Evansville ■	53
62	Wichita St.	77
72	Illinois St. ■	63
61	Indiana St.	44
74	Evansville	70
58	Northern Iowa ■	47
60	Southern Ill. ■	61
74	Bradley ■	56
73	Drake	78
69	Indiana St. ■	65
55	Kent St.	70
60	Southern Ill.	68
46	Southwest Mo. St.	70
75	Wichita St. ■	61
75	Southwest Mo. St. †	84
70	Nebraska ■	71

Nickname: Bluejays
Colors: Blue & White
Arena: Omaha Civic Auditorium
Capacity: 9,377; Year Built: 1954
AD: Bruce D. Rasmussen
SID: Rob Anderson

CURRY

Milton, MA 02186

Coach: Malcolm Wynn, Illinois St. 1978

2003-04 RESULTS (15-12)

59	Mass.-Dartmouth	84
79	Oneonta St. †	66
53	WPI	57
65	Trinity (Conn.) ■	79
69	Springfield ■	98
42	Endicott	83
56	Northeastern	85
67	Westfield St. ■	56
56	Gordon	66
60	Roger Williams	67
79	Eastern Nazarene ■	58
78	Salve Regina ■	57
77	Bridgewater St.	60
88	New England Col. ■	61
92	Eastern Nazarene	79
77	Anna Maria	76
68	Eastern Conn. St.	78
80	Nichols ■	66
64	New England ■	62
69	Salve Regina	59
73	Wentworth Inst.	72
76	Nichols	70
64	Colby-Sawyer ■	68
91	Anna Maria ■	58
60	Roger Williams ■	58
74	New England ■	75
52	WPI	79

Nickname: Colonels
 Colors: Purple & White
 Arena: Miller Gymnasium
 Capacity: 300; Year Built: 1952
 AD: Steve Nelson
 SID: Ken Golner

D'YOUVILLE

Buffalo, NY 14201III

Coach: Brian Miller, St. Bonaventure

2003-04 RESULTS (11-16)

57 Oswego St.	72
60 Tufts †	69
83 Fredonia St. ■	81
58 Keuka †	75
77 Medaille †	83
51 Bethany (W.V.) ■	61
62 Rochester Inst. ■	56
59 Hilbert †	56
51 Buffalo St.	63
57 Oswego St. ■	73
66 Baptist Bible (Pa.)	85
68 Clarkson	77
66 Pitt.-Bradford	74
57 Keuka ■	51
66 Daemen	83
59 Pitt.-Greensburg ■	57
69 Hilbert	62
78 Cazenovia ■	69
57 Medaille	65
62 Keystone ■	63
62 Medaille ■	51
64 Cortland St.	69
69 Keuka	64
81 Cazenovia	90
70 Hilbert ■	61
82 Cazenovia †	74
51 Medaille †	59

Nickname: Spartans
 Colors: Red & Black
 AD: Brian F. Miller
 SID: To be named

DALLAS

Irving, TX 75062III

Coach: Brian Stanfield, Drury 1990

2003-04 RESULTS (13-13)

86 Rhodes †	82
77 Hendrix	63
79 Texas-Dallas	60
89 SCAD †	78
74 Neb. Wesleyan	79
74 Southwestern (Tex.) ■	67
77 Fisk ■	71
60 Millsaps ■	42
63 Hastings ■	80
79 Rice	102
55 Wheaton (Ill.) ■	67
69 McPherson	71
65 Fisk	80
61 Millsaps	50
85 Huntingdon	57
64 Thomas More	84
63 Trinity (Tex.)	65
57 Southwestern (Tex.)	65
79 Apprentice ■	74
63 Huntingdon †	70
63 Colorado Col.	66
67 Colorado Col. ■	72
86 UC Santa Cruz ■	62
88 Dallas Christian ■	66
92 Texas-Tyler ■	84
67 Sul Ross St.	71

Nickname: Crusaders
 Colors: Navy & White
 Arena: Maher Athletic Center
 Capacity: 1,000; Year Built: 1965
 AD: Richard L. Strockbine
 SID: Katy Prior

DANIEL WEBSTER

Nashua, NH 03063-1300III

Coach: Chad B. Davis, Indiana 1992

2003-04 RESULTS (5-20)

72 Framingham St.	78
59 Johnson & Wales ■	73
76 Fitchburg St. ■	72
88 Hampshire	28
96 New England Col.	90
63 New England ■	75
61 St. Joseph's (Me.)	85
59 Southern Vt. ■	81
70 Albertus Magnus	74
60 Emmanuel (Mass.) ■	64
64 Emerson	97
62 Western New Eng. ■	63
61 Suffolk	83
53 Norwich ■	73
76 Albertus Magnus ■	74
67 Emerson ■	88
79 Rivier ■	86
64 Western New Eng.	92
66 Johnson & Wales	89
60 Norwich	83
61 Suffolk ■	75
62 Rivier	63
68 Southern Vt.	81
79 Hampshire ■	35
86 Emmanuel (Mass.)	96

Nickname: Eagles
 Colors: Navy & White, Red
 Arena: Vagge Gymnasium
 Capacity: 600; Year Built: 1977
 AD: John Griffith
 SID: Greg Andruskevich

DARTMOUTH

Hanover, NH 03755I

Coach: Dave Faucher,
 New Hampshire 1972

2003-04 RESULTS (3-25)

53 Stony Brook	56
48 Hawaii-Hilo	50
64 Quinnipiac †	65
64 Rider †	68
95 Tufts ■	60
45 New Hampshire ■	56
68 Maine	65
57 Lehigh ■	60
58 Ohio St.	71
56 Harvard ■	54
52 Holy Cross ■	60
49 Harvard	60
60 Quinnipiac	69
60 Colgate	70
66 Vermont ■	76
68 Hartford ■	78
42 Columbia ■	78
62 Cornell ■	68
45 Princeton	61
49 Pennsylvania	67
40 Yale ■	78
64 Brown ■	84
45 Cornell	69
58 Columbia	73
54 Brown	77
54 Yale	58
59 Pennsylvania ■	81
59 Princeton ■	64

Nickname: Big Green
 Colors: Dartmouth Green and White
 Arena: Leede Arena
 Capacity: 2,100; Year Built: 1986
 AD: Jo Ann Harper
 SID: Kathy Slattery

DAVIDSON

Davidson, NC 28035I

Coach: Bob McKillop, Hofstra 1972

2003-04 RESULTS (17-12)

58 Texas Tech	89
68 North Carolina †	91
108 Rhode Island Col. ■	78
69 Col. of Charleston	75
83 Hampton ■	70
53 Georgetown	71
65 Charlotte	76
79 Haverford ■	62
98 Clarkson ■	60
50 Seton Hall	73
54 Duke	88
75 Iona ■	64
68 Citadel ■	44
91 Chattanooga	95
76 Western Caro. ■	62
76 Wofford	83
70 East Tenn. St.	75
72 Elon ■	58
60 Ga. Southern	62
80 UNC Greensboro ■	69
67 Citadel	49
74 Col. of Charleston ■	68
83 Furman	73
82 Ga. Southern ■	72
73 Wofford ■	63
64 Appalachian St.	63
71 Furman ■	64
68 Elon †	61
84 East Tenn. St. †	96

Nickname: Wildcats
 Colors: Red & Black
 Arena: Belk Arena
 Capacity: 5,700; Year Built: 1989
 AD: James E. Murphy III
 SID: Rick Bender

DAVIS & ELKINS

Elkins, WV 26241-3996II

Coach: Amrit Rayfield,
 Davis & Elkins 1997

2003-04 RESULTS (5-23)

58 Shippensburg	75
78 St. Paul's †	66
70 Concord	97
69 Wheeling Jesuit	95
65 Dist. Columbia	75
58 Fairmont St.	72
57 Walsh ■	66
68 St. Vincent ■	95
54 Fla. Gulf Coast	101
48 Fla. Southern	68
76 Shepherd	102
62 Virginia St.	90
88 West Liberty St. ■	95
81 Ohio Valley ■	67
77 West Va. Wesleyan ■	73
68 Charleston (W.V.)	70
81 Concord	112
75 West Va. Tech ■	91
94 West Virginia St. ■	100
62 Salem Int'l ■	78
56 Alderson-Broaddus	88
80 Glenville St.	100
85 Shepherd ■	99
71 Alderson-Broaddus ■	96
92 Bluefield St.	77
77 Glenville St. ■	74
89 West Va. Wesleyan	102
73 Wheeling Jesuit	84

Nickname: Senators
 Colors: Scarlet & White
 Arena: Memorial Gymnasium
 Capacity: 1,875; Year Built: 1950
 AD: Ralph Hill
 SID: To be named

DAYTON

Dayton, OH 45469I

Coach: Brian Gregory, Oakland 1990

2003-04 RESULTS (24-9)

90 Pepperdine	77
82 Central Mich. †	63
76 San Diego St. †	71
82 Hawaii †	72
67 Miami (Ohio) ■	61
67 Wagner ■	65
66 La-Lafayette ■	59
61 IUPUI ■	59
76 Prairie View ■	65
53 Cincinnati	82
81 Wofford ■	64
49 St. Louis ■	60
59 Wyoming	61
76 St. Bonaventure ■	72
60 Temple	56
55 Richmond	50
75 Fordham	56
74 George Washington ■	66
77 La Salle	75
74 Xavier ■	67
62 Richmond ■	57
66 Massachusetts	59
67 St. Joseph's	81
70 Duquesne ■	58
64 George Washington	66
60 Xavier	67
72 La Salle ■	58
63 Rhode Island ■	65
73 Duquesne	69
69 Duquesne	56
58 Richmond ■	56
49 Xavier ■	58
69 DePaul †	76

Nickname: Flyers
 Colors: Red & Blue
 Arena: University of Dayton Arena
 Capacity: 13,266; Year Built: 1969
 AD: Ted Kissell
 SID: Doug Hauschild

DEPAUL

Chicago, IL 60614I

Coach: Dave Leitao, Northeastern 1983

2003-04 RESULTS (22-10)

73 Loyola (Ill.) ■	61
65 Northwestern ■	53
78 Indiana St. †	66
81 Michigan St.	89
77 Bradley ■	74
63 Ohio	60
69 Notre Dame ■	82
81 Toledo ■	93
62 Seton Hall	76
57 Southeast Mo. St. ■	50
81 Chicago St. ■	74
70 Charlotte	75
65 Cincinnati	90
82 Memphis ■	73
75 UAB ■	64
61 TCU	54
62 Marquette	70
70 East Caro.	65
72 Tulane	58
84 Marquette ■	78
70 St. Louis	68
66 Houston	54
62 St. Louis ■	69
60 Louisville	58
80 Southern Miss. ■	51
68 Cincinnati ■	65
78 South Fla.	66
89 TCU †	65
75 UAB †	74
50 Cincinnati	55
76 Dayton †	69
55 Connecticut †	72

Nickname: Blue Demons
 Colors: Royal Blue & Scarlet
 Arena: Allstate Arena
 Capacity: 17,500; Year Built: 1980
 AD: Jean Lenti Ponsetto
 SID: Scott Reed

DEPAUW

Greencastle, IN 46135III

Coach: Bill Fenlon, Northwestern 1979

2003-04 RESULTS (16-10)

79 Lakeland †	77
68 Wis.-Whitewater †	82
61 Earlham ■	68
85 Wabash ■	63
71 Wabash.....	46
73 Albion ■	68
98 Ind.-Northwest ■	39
50 Wis.-Platteville †	59
84 Barat †	71
56 Lakeland †	48
67 Maryville (Mo.)	70
56 Rose-Hulman.....	71
78 Hendrix	70
98 Rhodes.....	79
46 Centre ■	63
72 Sewanee ■	68
75 Millsaps ■	57
94 Oglethorpe ■	62
67 Rose-Hulman ■	72
54 Southwestern (Tex.)	70
68 Trinity (Tex.)	64
71 Hendrix ■	60
68 Rhodes ■	66
61 Centre	65
77 Sewanee	66
84 Southwestern (Tex.) †	88

Nickname: Tigers
 Colors: Old Gold & Black
 Arena: Neal Fieldhouse
 Capacity: 2,800; Year Built: 1982
 AD: Page Cotton Jr.
 SID: Bill Wagner

DEFIANCE

Defiance, OH 43512.....III

Coach: Jonathan Miller, Hanover

2003-04 RESULTS (12-14)

66 Rio Grande ■	67
87 Grace (Ind.) ■	82
94 Heidelberg ■	90
92 Marygrove ■	77
82 Roberts Wesleyan †	74
74 Mt. Vernon Naz.	58
75 Calvin ■	89
58 Hope	80
59 Ohio Northern	81
75 Davenport	63
77 Transylvania ■	88
68 Franklin	88
57 Manchester ■	72
71 Mt. St. Joseph	58
80 Anderson (Ind.) ■	62
44 Hanover.....	68
66 Bluffton	75
83 Franklin ■	81
74 Manchester	86
66 Mt. St. Joseph ■	79
80 Anderson (Ind.)	75
63 Hanover ■	64
66 Bluffton ■	60
68 Transylvania	75
54 Mt. St. Joseph ■	53
54 Hanover.....	79

Nickname: Yellow Jackets
 Colors: Purple & Gold

Arena: Weaner Community Center
 Capacity: 1,800; Year Built: 1964
 AD: Dick Kaiser
 SID: Nathan Jorgensen

DELAWARE

Newark, DE 19716I

Coach: David Henderson, Duke 1986

2003-04 RESULTS (16-12)

75 Mt. St. Mary's	72
72 American	63
72 San Francisco ■	74
89 Long Island.....	76
74 UMBC	62
76 Loyola (Md.) ■	71
72 Rider	75
85 Siena ■	59
54 St. Joseph's ■	75
66 Hofstra ■	59
72 Va. Commonwealth.....	99
68 Towson.....	70
80 James Madison ■	66
75 Drexel	82
64 Old Dominion ■	62
93 William & Mary ■	82
49 UNC Wilmington	50
74 George Mason ■	65
63 James Madison.....	61
61 Hofstra.....	63
80 Towson ■	76
73 William & Mary	68
74 Old Dominion.....	85
62 UNC Wilmington ■	61
61 George Mason	75
69 Va. Commonwealth ■	71
76 Drexel ■	64
58 George Mason †	65

Nickname: Fightin' Blue Hens
 Colors: Blue & Gold
 Arena: Bob Carpenter Center
 Capacity: 5,000; Year Built: 1992
 AD: Edgar N. Johnson
 SID: Mike Hirschman

DELAWARE ST.

Dover, DE 19901I

Coach: Greg Jackson, St. Paul's 1982

2003-04 RESULTS (13-15)

59 UNLV	65
54 Georgetown	63
59 Wagner	48
48 Creighton.....	77
39 Nebraska.....	68
50 Michigan	55
56 Murray St. ■	65
52 Charlotte	72
60 Md.-East. Shore	55
67 Coppin St. ■	50
68 Morgan St. ■	60
61 Howard	59
66 Florida A&M	76
75 Bethune-Cookman	59
65 Hampton	56
80 Norfolk St. ■	82
74 N.C. A&T ■	61
42 South Carolina St.	60
66 Md.-East. Shore ■	69
39 Coppin St.	50
60 Morgan St.	64
76 Florida A&M ■	66
84 Bethune-Cookman ■	53
49 Norfolk St.	44
68 Hampton	74
85 Howard ■	73
67 Norfolk St. †	55
52 Coppin St. †	55

Nickname: Hornets
 Colors: Red & Columbia Blue

Arena: Memorial Hall
 Capacity: 3,000; Year Built: 1982
 AD: Hallie Gregory
 SID: Dennis Jones

DELAWARE VALLEY

Doylestown, PA 18901-2699III

Coach: Denny Surovec, Penn St. 1997

2003-04 RESULTS (4-20)

49 Gettysburg	64
52 Geneseo St. †	66
59 Phila. Bible ■	69
56 Vassar	63
70 FDU-Florham ■	68
81 King's (Pa.).....	102
74 Messiah ■	85
61 Lehigh	99
64 Moravian	76
79 Lebanon Valley	114
73 Arcadia	70
71 Drew ■	62
67 Lycoming	95
59 Chestnut Hill	72
61 DeSales ■	78
71 Wilkes	87
69 Scranton.....	81
73 King's (Pa.) ■	77
84 FDU-Florham.....	93
76 Lycoming ■	90
73 Drew	57
80 Wilkes	100
62 DeSales	101
97 Scranton ■	100

Nickname: Aggies
 Colors: Green & Gold
 Arena: James Work Gymnasium
 Capacity: 1,800; Year Built: 1969
 AD: Frank Wolfgang
 SID: Matthew Levy

DELTA ST.

Cleveland, MS 38733II

Coach: Steve Rives,
 Mississippi Col 1972

2003-04 RESULTS (11-16)

105 P.R.-Cayey ■	54
67 West Ga. ■	87
76 William Carey	66
112 Philander Smith ■	60
61 Mississippi Val.	64
60 North Ala.	66
65 Mississippi Val. ■	60
85 William Carey ■	73
103 Miles ■	83
57 Henderson St. ■	73
79 Harding	90
75 Ark. Baptist ■	59
56 Ark.-Monticello ■	54
87 Southern Ark. ■	74
62 Central Ark.	69
70 Christian Bros. ■	71
58 Ouachita Baptist.....	67
79 Arkansas Tech ■	92
61 Henderson St.	84
105 Harding ■	86
115 Rhema ■	64
69 Ark.-Monticello	77
84 Southern Ark.	85
57 Central Ark.	71
69 Christian Bros.	81
65 Ouachita Baptist ■	67
83 Arkansas Tech.....	91

Nickname: Statesmen
 Colors: Forest Green & White
 Arena: Walter Sillers Coliseum
 Capacity: 4,000; Year Built: 1961
 AD: Bradley Teague
 SID: Fred Sington

DENISON

Granville, OH 43023III

Coach: Bob Ghiloni,
 Ohio St.-Newark 1981

2003-04 RESULTS (6-20)

60 John Carroll †	73
75 Thiel †	73
69 Mt. St. Joseph ■	86
58 Benedictine (Ill.)	68
64 Chicago.....	78
67 Wooster ■	84
79 Hiram	61
67 Grove City	62
65 Bluffton ■	73
57 Capital ■	80
51 Ashland	67
61 Ohio Wesleyan	84
29 Wittenberg	74
63 Earlham	84
92 Wabash ■	86
65 Kenyon ■	70
76 Allegheny ■	91
79 Oberlin	68
56 Wittenberg ■	67
59 Earlham ■	62
46 Allegheny.....	74
61 Oberlin ■	70
54 Wabash	65
71 Kenyon	66
77 Hiram ■	82
46 Wittenberg.....	71

Nickname: Big Red
 Colors: Red & White
 Arena: Livingston Gymnasium
 Capacity: 3,500; Year Built: 1949
 AD: Larry Scheiderer
 SID: Craig Hicks

DENVER

Denver, CO 80208I

Coach: Terry Carroll,
 Northern Iowa 1978

2003-04 RESULTS (14-13)

58 Gonzaga	90
73 Eastern Wash.	77
67 Chicago St.	60
55 Montana St. ■	53
66 Southern Utah ■	53
68 UMKC	72
84 Colorado St. ■	67
82 Loyola Marymount ■	84
81 Montana St.	79
68 Northern Colo. ■	52
88 Southern Utah.....	82
63 Wyoming ■	62
81 La.-Lafayette ■	83
67 North Texas	72
78 Florida Int'l ■	44
66 Arkansas St.	65
53 Ark.-Little Rock.....	68
78 South Ala. ■	59
76 New Orleans ■	73
68 New Mexico St.	54
74 La.-Lafayette	94
65 Western Ky. ■	78
48 Middle Tenn.	65
66 North Texas ■	62
77 New Mexico St. ■	84
54 South Ala.	73
73 New Orleans	74

Nickname: Pioneers
 Colors: Crimson & Gold
 Arena: Magness Arena
 Capacity: 7,200; Year Built: 1999
 AD: M. Dianne Murphy
 SID: Josh Waldman

DESALES

Center Valley, PA 18034-9568 ..III

Coach: Scott Coval,
William & Mary 1986

2003-04 RESULTS (24-5)

81 Ithaca †	56
50 Trinity (Conn.)	73
78 Moravian ■	56
78 Misericordia	69
86 Drew	48
63 Goucher	60
85 Villa Julie ■	60
99 Rutgers-Camden ■	68
64 Wheaton (Mass.) ■	56
83 Lancaster Bible ■	54
96 Albright ■	86
68 FDU-Florham	54
76 King's (Pa.) ■	66
78 Delaware Valley	61
79 Scranton ■	61
64 Lycoming	71
62 Wilkes	63
72 Muhlenberg	68
93 Drew ■	62
79 King's (Pa.)	72
77 FDU-Florham ■	68
76 Scranton	69
101 Delaware Valley ■	62
83 Wilkes ■	70
71 Lycoming ■	62
50 Wilkes ■	66
72 Gettysburg ■	65
73 Albright ■	72
62 Lebanon Valley ■	65

Nickname: Bulldogs
Colors: Navy Blue & Scarlet
Arena: Billera Hall
Capacity: 1,000; Year Built: 1964
AD: Scott Coval
SID: B.J. Spigelmyer

DETROIT

Detroit, MI 48219-0900

Coach: Perry Watson,
Eastern Mich. 1972

2003-04 RESULTS (19-11)

56 Duke	67
64 Western Mich. ■	43
76 Oakland ■	60
42 Wisconsin	68
72 Toledo ■	68
64 Chicago St. ■	53
52 Bowling Green	56
77 Canisius	74
98 Western Ill. ■	61
48 Kent St. ■	68
56 Ill.-Chicago	48
74 Wis.-Milwaukee	82
61 Wright St. ■	67
70 Ill.-Chicago ■	67
69 Butler	70
75 Cleveland St.	53
68 Wis.-Milwaukee ■	85
52 Wis.-Green Bay	53
77 Loyola (Ill.)	80
64 Youngstown St. ■	43
77 Cleveland St. ■	55
74 Wright St.	60
54 Butler ■	48
69 Loyola (Ill.) ■	62
70 Ball St.	49
61 Wis.-Green Bay ■	52
56 Youngstown St.	46
62 Cleveland St. ■	36
60 Loyola (Ill.) †	55
50 Wis.-Milwaukee †	58

Nickname: Titans
Colors: Red, White & Blue

Arena: Calihan Hall
Capacity: 8,837; Year Built: 1952
AD: Bradford E. Kinsman
SID: Mark Engel

DICKINSON

Carlisle, PA 17013

Coach: Dennis Csensits, DeSales 1990

2003-04 RESULTS (5-20)

55 Juniata ■	75
31 Baldwin-Wallace ■	65
60 Lebanon Valley ■	76
65 Albright	85
49 McDaniel	60
36 Bucknell	79
71 Johns Hopkins ■	82
39 King's (Pa.)	69
66 Pitt-Bradford †	54
61 Muhlenberg ■	49
70 Swarthmore	64
58 Ursinus	86
71 Washington (Md.) ■	79
34 Haverford ■	59
42 Frank. & Marsh. ■	81
41 Johns Hopkins	68
56 Gettysburg	78
73 Washington (Md.)	74
72 McDaniel ■	69
56 Swarthmore ■	58
44 Frank. & Marsh.	88
70 Ursinus ■	89
72 Muhlenberg	80
59 Haverford	78
74 Gettysburg ■	59

Nickname: Red Devils
Colors: Red & White
Arena: Kline Center
Capacity: 2,000; Year Built: 1980
AD: Leslie J. Poolman
SID: Charlie McGuire

DIST. COLUMBIA

Washington, DC 20008

Coach: Mike McLeese,
Elizabeth City St. 1974

2003-04 RESULTS (18-10)

66 Wayne St. (Mich.) ■	60
83 Edinboro †	66
73 California (Pa.)	77
104 N.C. Central	108
75 Davis & Elkins ■	65
75 West Liberty St. †	65
84 Bowie St.	90
77 Concord ■	72
71 Salem Int'l ■	66
71 California (Pa.) ■	66
80 N.C. Central ■	74
97 West Va. Wesleyan	76
75 Bloomsburg	78
59 Virginia Union	77
71 Pitt.-Johnstown	74
61 Longwood ■	53
76 Clarion ■	70
43 Wayne St. (Mich.)	65
67 Longwood	62
98 Clarion	92
84 Penn St.-Fayette	79
94 Lock Haven	86
82 Virginia Union ■	90
72 Pitt.-Johnstown ■	69
88 Bowie St. ■	87
105 Columbia Union ■	38
79 Indiana (Pa.)	88
69 West Virginia St. †	80

Nickname: Firebirds
Colors: Red & Yellow
Arena: Physical Activities Center
Capacity: 3,000; Year Built: 1976
AD: Mike McLeese
SID: Bernard S. Payton

DOMINICAN (ILL.)

River Forest, IL 60305

Coach: Mark White, Macalester 1984

2003-04 RESULTS (3-22)

58 Blackburn †	44
66 Greenville †	75
47 Loras ■	62
75 Illinois Tech	76
54 Webster ■	64
39 Chicago	66
69 Judson (Ill.)	74
61 Milwaukee Engr.	73
58 Edgewood †	72
60 Albion ■	70
53 Transylvania †	76
73 Palm Beach Atl.	81
65 Concordia (Ill.)	56
53 Clarke ■	63
65 Benedictine (Ill.)	94
58 Aurora	81
71 Concordia (Ill.) ■	62
60 Rockford	83
64 Eureka ■	76
53 Clarke	84
55 Benedictine (Ill.) ■	79
65 Aurora	72
69 Rockford ■	76
71 Eureka	85
61 Eureka	65

Nickname: Stars
Colors: Royal Blue, Black & White
Arena: IGINI Sports Forum
Capacity: 1,000; Year Built: 1985
AD: Barb Bolich
SID: Ken Trendel

DOMINICAN (N.Y.)

Orangeburg, NY 10962-1299..II

Coach: Joe Clinton, Union (N.Y.)

2003-04 RESULTS (11-17)

57 Stonehill ■	63
61 St. Rose	90
40 Adelphi ■	51
74 Mercy	78
73 Teikyo Post	82
59 Bentley	89
72 Phila. Sciences	79
69 Felician ■	70
81 NYIT ■	86
77 Goldey-Beacom	58
76 Bloomfield	74
81 Caldwell ■	76
67 N.J. Inst. of Tech. ■	70
83 Wilmington (Del.)	60
66 Nyack	92
85 Teikyo Post ■	74
72 Bloomfield	78
74 Holy Family	64
73 N.J. Inst. of Tech.	67
64 Caldwell	68
81 Goldey-Beacom ■	68
86 Green Mountain	55
46 Felician	62
81 Wilmington (Del.) ■	62
66 Phila. Sciences ■	72
66 Holy Family ■	81
63 Nyack ■	46
70 Bloomfield	88

Nickname: Chargers
Colors: Black & Red
AD: Joseph S. Clinton
SID: To be named

DOWLING

Oakdale, NY 11769

Coach: Mike Voyack,
St. John's (N.Y.) 1995

2003-04 RESULTS (4-23)

70 American Int'l ■	75
---------------------------	----

66 St. Thomas Aquinas ■	80
76 Concordia (N.Y.)	74
61 Queens (N.Y.) ■	85
74 Southampton	81
88 Molloy ■	93
52 Bryant	109
96 Southern Conn. St. ■	81
66 NYIT	101
70 New Haven ■	75
53 C.W. Post ■	75
51 Adelphi	68
100 Mercy	84
63 New Haven	71
76 Mercy ■	71
65 Philadelphia U. ■	79
75 St. Thomas Aquinas	90
58 Bridgeport	77
76 Concordia (N.Y.) ■	82
55 Bridgeport ■	70
72 Queens (N.Y.)	75
71 Southampton ■	77
78 Molloy	81
62 Philadelphia U.	71
84 NYIT ■	89
56 C.W. Post	86
57 Adelphi ■	59

Nickname: Golden Lions
Colors: Navy & Vegas Gold
Arena: Lasalle Center
Capacity: 1,500
AD: Robert Dranoff
SID: Chris Celano

DRAKE

Des Moines, IA 50311-4505

Coach: Tom Davis, Wis.-Platteville 1960

2003-04 RESULTS (12-16)

87 Simpson ■	72
56 Iowa	74
69 Colorado St. ■	76
73 Western Ill.	64
66 Southern Ill. ■	75
71 Southern Utah ■	56
77 Iowa St. ■	83
72 Tex. A&M-Corp. Chris	78
83 Cleveland St. †	80
71 Wichita St.	60
90 Bradley ■	67
67 Creighton	78
59 Illinois St. ■	55
56 Northern Iowa	76
70 Indiana St.	80
50 Southwest Mo. St. ■	51
62 Bradley	57
60 Wichita St. ■	70
69 Indiana St. ■	66
68 Evansville	77
76 Southern Ill.	96
78 Creighton	73
59 Southwest Mo. St.	68
82 Akron	78
79 Northern Iowa ■	84
81 Evansville ■	71
68 Illinois St.	73
57 Wichita St. †	63

Nickname: Bulldogs
Colors: Blue & White
Arena: Drake Knapp Center
Capacity: 7,002; Year Built: 1992
AD: Dave Blank
SID: Mike Mahon

DREW

Madison, NJ 07940

Coach: Walter Townes,
Clark (Mass.) 1984

2003-04 RESULTS (6-17)

78 Connecticut Col. ■	77
68 Nazareth ■	72

60 Swarthmore	71
51 Wash. & Lee	63
48 DeSales	86
61 Moravian	78
70 Ursinus	83
59 Stevens Institute	53
59 Polytechnic (N.Y.)	64
62 Delaware Valley	71
65 Scranton	53
51 Old Westbury	46
61 FDU-Florham	79
58 King's (Pa.)	78
49 Wilkes	65
63 Lycoming	62
62 DeSales	93
55 Scranton	64
57 Delaware Valley	73
58 King's (Pa.)	80
61 FDU-Florham	59
59 Lycoming	81
73 Wilkes	77

Nickname: Rangers
 Colors: Green & Blue
 Arena: Baldwin Gym
 Capacity: 800; Year Built: 1958
 AD: Connee Zotos
 SID: Jennifer Brauner

DREXEL

Philadelphia, PA 19104.....I

Coach: Bruiser Flint, St. Joseph's 1987

2003-04 RESULTS (18-11)

73 Pennsylvania	79
89 Colgate	84
68 Lafayette	69
48 Temple	57
89 Quinnipiac	72
70 St. Joseph's	92
64 Rider	43
72 Harford	52
71 Florida Int'l	39
58 Old Dominion	65
77 James Madison	61
64 UNC Wilmington	71
82 Delaware	75
80 William & Mary	76
88 Towson	82
69 Va. Commonwealth	70
83 George Mason	65
82 Hofstra	81
67 UNC Wilmington	66
66 Va. Commonwealth	57
83 William & Mary	72
92 Hofstra	69
72 George Mason	75
82 Old Dominion	66
75 Towson	51
62 James Madison	59
64 Delaware	76
53 UNC Wilmington	66
70 Villanova	85

Nickname: Dragons
 Colors: Navy Blue & Gold
 Arena: Daskalakis Athletic Center
 Capacity: 2,300; Year Built: 1975
 AD: Eric A. Zillmer
 SID: Mike Tuberosa

DRURY

Springfield, MO 65802II

Coach: Gary Stanfield,
 John Brown 1969

2003-04 RESULTS (24-8)

88 St. Joseph's (Ind.)	83
64 Central Ark.	77
104 Ill.-Springfield	87
67 Pittsburg St.	88
78 Southwest Baptist	66

75 Emporia St.	84
81 Mo. Western St.	87
87 Harding	93
59 Ouachita Baptist	66
50 Henderson St.	48
71 Central Ark.	70
71 Harding	68
88 Okla. Panhandle	71
87 St. Edward's	58
109 Harris-Stowe	74
54 St. Mary's (Tex.)	69
73 Incarnate Word	64
80 Rockhurst	72
81 Lincoln (Mo.)	80
93 Oakland City	60
83 Okla. Panhandle	72
71 St. Edward's	53
67 St. Mary's (Tex.)	65
74 Incarnate Word	50
87 Lincoln (Mo.)	59
80 Rockhurst	74
67 Oakland City	66
59 Incarnate Word	56
62 St. Mary's (Tex.)	58
85 Emporia St.	81
78 Tarleton St.	73
59 Northwest Mo. St.	62

Nickname: Panthers
 Colors: Scarlet & Gray
 Arena: Weiser Gymnasium
 Capacity: 2,250; Year Built: 1948
 AD: Edsel Matthews
 SID: Dan Cashel

DUBUQUE

Dubuque, IA 52001.....III

Coach: Paul Lusk, Southern Ill.

2003-04 RESULTS (6-19)

84 Waldorf	94
90 Sanford Brown	55
55 Wis.-Platteville	78
76 Clarke	75
79 Buena Vista	101
91 Iowa Wesleyan	83
70 Mt. Mercy	84
96 Cornell College	88
63 Coe	90
68 Simpson	65
64 Central (Iowa)	70
65 Wartburg	78
74 Upper Iowa	77
66 Luther	71
100 Emmaus	43
59 Loras	67
66 Wartburg	75
60 Coe	61
64 Cornell College	75
66 Central (Iowa)	67
73 Simpson	74
53 Buena Vista	83
59 Luther	71
82 Upper Iowa	94
67 Loras	77

Nickname: Spartans
 Colors: Blue & White
 Arena: McCormick Gym
 Capacity: 1,500; Year Built: 1916
 AD: Dan Runkle
 SID: Jason Hughes

DUKE

Durham, NC 27708-0555.....I

Coach: Mike Krzyzewski, Army 1969

2003-04 RESULTS (31-6)

67 Detroit	56
82 Pacific	69
76 Liberty	47
68 Purdue	78

72 Michigan St.	50
79 St. John's (N.Y.)	58
84 Portland	43
69 Princeton	51
89 Texas	61
88 Davidson	54
73 Clemson	54
99 Fairfield	58
93 Virginia	71
76 North Carolina St.	57
84 Wake Forest	72
68 Maryland	60
85 Georgetown	66
56 Florida St.	49
82 Georgia Tech	74
83 North Carolina	81
81 Clemson	55
93 Virginia	75
74 North Carolina St.	78
84 Wake Forest	90
86 Maryland	63
97 Valparaiso	63
70 Florida St.	65
68 Georgia Tech	76
70 North Carolina	65
84 Virginia	74
85 Georgia Tech	71
87 Maryland	95
96 Alabama St.	61
90 Seton Hall	62
72 Illinois	62
66 Xavier	63
78 Connecticut	79

Nickname: Blue Devils
 Colors: Royal Blue & White
 Arena: Cameron Indoor Stadium
 Capacity: 9,314; Year Built: 1939
 AD: Joe Alleva
 SID: Jon Jackson

DUQUESNE

Pittsburgh, PA 15282.....I

Coach: Danny Nee,
 St. Mary-Plains 1971

2003-04 RESULTS (12-17)

77 Prairie View	57
68 Siena	78
45 Pittsburgh	59
70 Loyola (Md.)	61
84 West Virginia	88
61 Akron	64
70 George Mason	80
69 Minnesota	74
91 Robert Morris	70
70 Cornell	69
66 Richmond	69
96 Ohio	91
61 St. Joseph's	78
71 Xavier	58
88 Massachusetts	62
72 Rhode Island	55
63 George Washington	83
70 La Salle	74
85 St. Bonaventure	78
51 Richmond	71
55 La Salle	71
58 Dayton	70
65 Temple	83
63 George Washington	86
93 Fordham	56
74 Xavier	68
69 Dayton	73
79 Massachusetts	76
56 Dayton	69

Nickname: Dukes
 Colors: Red & Blue
 Arena: A.J. Palumbo Center
 Capacity: 6,200; Year Built: 1988
 AD: Brian Colabry
 SID: Dave Scola

EARLHAM

Richmond, IN 47374.....III

Coach: Jeff Justus, Rose-Hulman 1978

2003-04 RESULTS (9-17)

60 Roanoke	82
101 Averett	84
67 Bluffton	74
68 DePauw	61
68 Rose-Hulman	76
50 Hanover	76
73 Oberlin	69
69 Mt. St. Joseph	80
63 Franklin	87
83 Hiram	66
75 Allegheny	71
63 Wooster	75
84 Denison	63
63 Kenyon	73
70 Wilmington (Ohio)	49
66 Wabash	70
60 Ohio Wesleyan	91
63 Wittenberg	84
55 Wooster	73
62 Denison	59
60 Ohio Wesleyan	77
51 Wittenberg	87
78 Kenyon	67
59 Wabash	66
62 Oberlin	63
51 Ohio Wesleyan	90

Nickname: Quakers
 Colors: Maroon & White
 Arena: Schuckman Court
 Capacity: 1,800; Year Built: 1999
 AD: Frank Carr
 SID: Jon Mires

EAST CARO.

Greenville, NC 27858-4353I

Coach: Bill Herrion, Merrimack 1981

2003-04 RESULTS (13-14)

93 Campbell	54
100 UNC Pembroke	59
76 Coastal Caro.	59
65 George Mason	76
86 N.C. A&T	53
76 Gardner-Webb	59
77 Hampton	53
74 Virginia Tech	67
87 Radford	50
49 Mississippi	65
68 UAB	71
65 Charlotte	81
66 Louisville	76
53 Houston	55
47 St. Louis	70
57 Cincinnati	80
65 DePaul	70
59 South Fla.	57
90 Charlotte	96
73 Memphis	79
69 UAB	72
76 Tulane	66
75 TCU	70
69 South Fla.	60
73 Marquette	77
63 Southern Miss.	50
54 Louisville	61

Nickname: Pirates
 Colors: Purple & Gold
 Arena: Williams Arena at Minges
 Capacity: 8,000; Year Built: 1967
 AD: TBA
 SID: Jody Jones

EAST CENTRAL

Ada, OK 74820II

Coach: Terry Shannon,
Southeastern Okla. 1989

2003-04 RESULTS (8-19)

70	St. Mary's (Tex.)	74
90	Paul Quinn	86
74	Angelo St. ■	81
73	Abilene Christian ■	69
75	Manhattan Chrst. ■	57
48	Barry †	49
30	Lynn	61
50	Nova Southeastern †	72
72	Okla. Wesleyan †	66
70	Hillsdale Free Will †	49
33	West Tex. A&M	78
41	Eastern N.M.	50
56	Midwestern St. ■	73
60	Tex. A&M-Commerce	61
57	Tex. A&M-Kingsville	85
71	Central Okla.	88
46	Northeastern St. ■	75
84	Cameron ■	72
58	Southwestern Okla.	68
62	Southeastern Okla.	71
50	Tarleton St. ■	79
77	Central Okla. ■	71
52	Northeastern St.	86
69	Cameron	61
56	Southwestern Okla. ■	69
67	Southeastern Okla. ■	76
84	Tarleton St.	97

Nickname: Tigers
Colors: Orange & Black
Arena: Kerr Activities Center
Capacity: 2,771; Year Built: 1973
AD: Tim Green
SID: Brian Johnson

EAST STROUDSBURG

East Stroudsburg, PA 18301II

Coach: Jeff Wilson,
East Stroudsburg, 1986

2003-04 RESULTS (13-14)

70	Nyack	64
72	Goldie-Beacom	63
98	Bloomfield	82
71	Shippensburg ■	74
58	Lock Haven	47
68	Southern Conn. St. ■	60
83	Bentley ■	73
62	California (Pa.)	85
70	Slippery Rock	78
79	Shippensburg	77
48	Indiana (Pa.)	98
83	Phila. Sciences ■	75
53	Clarion ■	62
65	Edinboro ■	68
67	West Chester ■	58
72	Columbia Union	57
84	Kutztown	82
70	Bloomsburg	83
68	Millersville ■	71
66	Cheyney ■	82
84	Mansfield	81
58	West Chester	79
72	Bloomsburg ■	63
70	Kutztown ■	74
69	Millersville	80
66	Mansfield ■	83
72	Cheyney	98

Nickname: Warriors
Colors: Red & Black
Arena: Koehler Fieldhouse
Capacity: 2,650; Year Built: 1967
AD: Carey Snyder
SID: Chris Myers

EAST TENN. ST.

Johnson City, TN 37614I

Coach: Murry Bartow, UAB 1985

2003-04 RESULTS (27-6)

65	Houston	51
53	Texas Tech	64
100	Mars Hill ■	57
67	UNC Wilmington ■	62
78	UNC Asheville	56
91	Ga. Southern ■	85
86	Clemson	100
77	Tennessee Tech	70
81	Virginia-Wise ■	55
81	IUPUI †	85
75	Lamar †	62
66	American †	71
69	Furman	68
72	UNC Greensboro	68
100	Union (Ky.) ■	62
95	Western Caro. ■	82
75	Elon	72
75	Davidson ■	70
93	Appalachian St.	80
76	Wofford ■	54
79	Western Caro.	65
86	UNC Greensboro ■	65
66	Appalachian St. ■	63
82	Chattanooga	80
73	Elon ■	58
73	Citadel	51
66	Fresno St.	62
84	Chattanooga ■	72
89	Col. of Charleston	91
94	Furman †	84
96	Davidson †	84
78	Chattanooga †	62
77	Cincinnati †	80

Nickname: Buccaneers
Colors: Navy Blue & Old Gold
Arena: Memorial Center
Capacity: 13,000; Year Built: 1977
AD: Dave Mullins
SID: Michael White

EAST TEX. BAPTIST

Marshall, TX 75670-1498III

Coach: Bert West, East Tex. Baptist 1973

2003-04 RESULTS (12-13)

86	LSU-Shreveport ■	83
60	Mary Hardin-Baylor	98
81	Concordia-Austin	87
74	Schreiner ■	80
49	Texas Lutheran ■	51
85	Wiley	81
88	Hardin-Simmons	79
92	McMurry	98
97	Sul Ross St. ■	89
90	Howard Payne ■	92
90	Wiley ■	86
78	Ozarks (Ark.)	91
77	Austin	75
74	LeTourneau ■	69
88	Louisiana Col. ■	76
76	Mississippi Col. ■	74
78	Texas-Tyler	82
110	Texas-Dallas	112
70	Texas-Tyler ■	72
75	Texas-Dallas ■	61
85	LeTourneau	95
82	Ozarks (Ark.) ■	75
65	Austin ■	54
88	Louisiana Col.	89
65	Mississippi Col.	89

Nickname: Tigers
Colors: Navy & Gold
Arena: Ornelas Gymnasium
Capacity: 1,700; Year Built: 1995
AD: Kent Reeves
SID: David Weaver

EASTERN

St. Davids, PA 19087-3696III

Coach: Matt Nadelhoffer,
Wheaton (Ill.) 1998

2003-04 RESULTS (12-15)

59	Wittenberg	82
78	Wis.-Platteville †	85
69	Ursinus	80
73	Marywood	67
58	Cabrini	62
64	Arcadia ■	57
49	St. Mary's (Md.)	74
69	Messiah ■	80
82	Valley Forge Chrst.	60
64	Rowan	83
70	Alvernia	77
43	Gwynedd-Mercy	79
75	Phila. Bible ■	70
79	Misericordia ■	51
65	Cabrini ■	70
82	Wesley	63
62	Neumann	54
54	Alvernia ■	57
76	Marywood ■	72
77	Villa Julie ■	58
60	Arcadia	58
63	Gwynedd-Mercy ■	94
73	Neumann ■	81
75	Wesley ■	76
72	Misericordia	64
75	Cabrini	71
50	Gwynedd-Mercy	62

Nickname: Eagles
Colors: Maroon & White
Arena: Eastern University Gymnasium
Capacity: 800; Year Built: 1958
AD: Harry Gutelius
SID: Mark Birtwistle

EASTERN CONN. ST.

Willimantic, CT 06226III

Coach: Bill Geitner, Hamilton 1987

2003-04 RESULTS (14-12)

114	Mass. Liberal Arts ■	92
69	Western New Eng. ■	59
68	Trinity (Conn.) ■	78
69	Worcester St. ■	63
67	Wesleyan (Conn.)	80
80	Southern Me. ■	78
69	Rhode Island Col.	94
75	Wash. & Jeff. †	77
58	Worcester St. †	62
55	Endicott ■	63
52	Plymouth St. ■	68
82	Mass.-Dartmouth	81
85	Springfield ■	84
76	Mass.-Boston ■	62
72	Western Conn. St. ■	71
68	Southern Me.	42
57	Keene St.	59
77	Rhode Island Col. ■	76
78	Curry ■	68
65	Plymouth St.	74
69	Western Conn. St.	74
78	Albertus Magnus	52
65	Mass.-Dartmouth ■	63
65	Keene St. ■	76
112	Mass.-Boston	108
61	Mass.-Dartmouth ■	62

Nickname: Warriors
Colors: Blue & White
Arena: Geissler Gymnasium
Capacity: 3,000; Year Built: 1974
AD: Joyce Wong
SID: Bob Molta

EASTERN ILL.

Charleston, IL 61920-3099I

Coach: Rick Samuels, Chadron St. 1971

2003-04 RESULTS (6-21)

76	Northern Ill.	83
47	Wisconsin	81
60	Ill.-Chicago ■	77
56	Indiana St. ■	71
80	St. Francis (Ill.) ■	57
76	Evansville	86
79	Western Ill.	84
50	Ohio St.	69
62	Iowa	71
93	Illinois Col. ■	75
83	Tennessee Tech ■	70
53	Austin Peay ■	60
64	Southeast Mo. St. ■	84
59	Tennessee St. ■	60
57	Austin Peay	64
67	Tennessee Tech	84
69	Samford	73
73	Jacksonville St.	78
67	Murray St. ■	85
83	Tenn.-Martin ■	79
89	Southeast Mo. St.	85
68	Tennessee St.	75
72	Fla. Gulf Coast ■	81
76	Morehead St. ■	59
67	Eastern Ky. ■	71
73	Tenn.-Martin	77
51	Murray St.	81

Nickname: Panthers
Colors: Blue & Gray
Arena: Lantz Arena
Capacity: 5,300; Year Built: 1966
AD: Richard A. Mc Duffie
SID: Dave Kidwell

EASTERN KY.

Richmond, KY 40475-3101I

Coach: Travis Ford, Kentucky 1994

2003-04 RESULTS (14-15)

58	St. Louis	64
106	Ohio Wesleyan ■	52
65	Alabama A&M	71
66	Winthrop	67
67	Centre	46
62	Savannah St.	63
90	Savannah St. ■	56
72	Kentucky	101
63	Florida	109
107	Alabama A&M ■	71
67	Robert Morris ■	58
72	Tenn.-Martin ■	68
71	Murray St. ■	82
59	Austin Peay ■	65
70	Tennessee Tech ■	68
82	Jacksonville St.	85
95	Samford	86
70	Murray St.	94
74	Tenn.-Martin	76
67	Morehead St.	74
68	Tennessee St. ■	65
63	Samford ■	43
82	Jacksonville St. ■	75
85	Southeast Mo. St.	81
71	Eastern Ill.	67
71	Morehead St. ■	80
64	Austin Peay	81
81	Samford ■	61
57	Austin Peay †	62

Nickname: Colonels
Colors: Maroon & White
Arena: McBrayer Arena
Capacity: 6,500; Year Built: 1963
AD: John Shafer
SID: Karl Park

EAST. MENNONITE

Harrisonburg, VA 22802III

Coach: Kirby Dean,
East. Mennonite 1992

2003-04 RESULTS (6-19)

97	Valley Forge Chrst. †	70
85	McDaniel	83
82	Shenandoah ■	92
71	Va. Wesleyan ■	109
65	Bridgewater (Va.)	85
94	VMI	107
55	Randolph-Macon	100
65	Frostburg St. †	86
93	Juniata †	101
57	Hampden-Sydney ■	92
78	Lynchburg	77
84	Wash. & Lee	93
79	Guilford ■	95
94	Emory & Henry ■	90
78	Southern Va.	93
85	Bridgewater (Va.) ■	92
73	Roanoke ■	84
55	Hampden-Sydney	95
68	Lynchburg ■	73
84	Randolph-Macon ■	98
71	Emory & Henry	106
67	Guilford	109
73	Va. Wesleyan	69
69	Wash. & Lee ■	76
82	Roanoke	75

Nickname: Royals
Colors: Royal Blue & White
Arena: University Gym
Capacity: 1,800; Year Built: 1999
AD: Larry Martin
SID: Seth McGuffin

EASTERN MICH.

Ypsilanti, MI 48197I

Coach: Jim Boone,
West Virginia St. 1981

2003-04 RESULTS (13-15)

60	Yale †	75
82	Marist	62
86	Concordia (Mich.) ■	45
59	Nebraska	67
74	Kent St. ■	83
69	Illinois St.	80
81	Albion ■	60
82	Northern Colo. ■	55
68	Bowling Green	84
99	Navy ■	52
71	Central Mich.	68
65	Northern Ill.	86
63	Western Mich. ■	72
69	Toledo ■	85
46	Miami (Ohio)	74
80	Central Mich. ■	63
55	Western Mich.	75
77	Buffalo	66
67	Akron ■	54
78	Marshall	75
84	Toledo	79
64	Buffalo ■	83
87	Cleveland St.	66
75	Ohio ■	64
61	Northern Ill. ■	67
47	Ball St.	75
78	Bowling Green ■	75
59	Marshall	78

Nickname: Eagles
Colors: Green & White
Arena: Convocation Center
Capacity: 8,824; Year Built: 1998
AD: David L. Diles
SID: Jim Streeter

EASTERN NAZARENE

Quincy, MA 02170-2999III

Coach: Corey Zink,
Olivet Nazarene 1995

2003-04 RESULTS (6-19)

49	Fitchburg St.	71
59	Rhode Island Col. ■	81
78	Mount Ida ■	91
73	Mass. Liberal Arts	90
79	Emerson ■	71
50	Framingham St. ■	70
35	Worcester St.	69
39	Colby-Sawyer	65
71	Newbury ■	70
69	Anna Maria	62
92	New England Col. ■	70
58	Curry	79
68	Anna Maria ■	73
80	Gordon ■	73
46	Roger Williams	69
79	Curry ■	92
74	Wentworth Inst.	76
53	Roger Williams ■	50
40	Salve Regina	49
54	Nichols	69
68	Salve Regina ■	75
49	New England	71
46	Endicott ■	80
55	Nichols ■	77
59	MIT	81

Nickname: Crusaders
Colors: Red & White
Arena: Lahue Center
Capacity: 1,600; Year Built: 1973
AD: Nancy B. Detwiler
SID: Carolyn Morse

EASTERN N.M.

Portales, NM 88130II

Coach: Shawn Scanlan, Kansas 1978

2003-04 RESULTS (20-9)

76	Incarate Word ■	62
67	Rockhurst †	63
82	Northwest Mo. St.	90
44	New Mexico St.	78
73	Lubbock Chrst.	77
67	Central Okla.	66
62	Northeastern St.	61
91	Incarate Word	89
97	Okla. Panhandle	71
92	Okla. Panhandle ■	52
86	Southeastern Okla. ■	73
50	East Central ■	41
86	Cameron	68
49	Southwestern Okla.	51
69	Tarleton St. ■	72
55	Tex. A&M-Commerce	52
69	Tex. A&M-Kingsville	77
87	Abilene Christian ■	61
83	Angelo St. ■	78
89	West Tex. A&M ■	74
79	Midwestern St.	76
77	West Tex. A&M	72
77	Midwestern St. ■	67
70	Tex. A&M-Kingsville ■	89
90	Tex. A&M-Commerce ■	75
81	Angelo St.	73
85	Abilene Christian	75
52	Southwestern Okla. ■	61
57	Northwest Mo. St. †	77

Nickname: Greyhounds
Colors: Green & Silver
Arena: Greyhound Arena
Capacity: 4,800; Year Built: 1967
AD: Michael Maguire
SID: Robert McKinney

EASTERN ORE.

La Grande, OR 97850-2899III

Coach: Art Furman,
Minn. St.-Mankato 1978

2003-04 RESULTS (13-13)

70	Alas. Anchorage	94
90	Hawaii Pacific †	85
67	Boise St.	113
113	Walla Walla ■	87
95	San Jose Christian ■	46
68	Carroll (Mont.) ■	66
81	Evergreen St. ■	75
83	Northwest (Wash.) ■	74
98	Cascade	107
91	Warner Pacific	72
64	Albertson ■	74
71	Western Baptist	97
85	Southern Ore. ■	87
105	Oregon Tech ■	107
64	Northwest (Wash.)	61
75	Evergreen St.	79
107	Concordia (Ore.)	117
90	Warner Pacific ■	85
84	Cascade ■	63
88	Walla Walla	58
65	Albertson	104
65	Oregon Tech	86
64	Southern Ore.	76
105	Western Baptist ■	82
103	Concordia (Ore.) ■	98
69	Southern Ore.	78

Nickname: Mountaineers
Colors: Navy Blue & Vegas Gold
Arena: Quinn Coliseum
Capacity: 2,500
AD: Rob Cashell
SID: Sam Ghrist

EASTERN WASH.

Cheney, WA 99004I

Coach: Ray Giacoletti, Minot St. 1985

2003-04 RESULTS (17-13)

59	Oklahoma	69
51	South Carolina St. †	71
77	Denver ■	73
91	Washington	104
79	Northwest (Wash.) ■	46
54	Iowa	70
52	Ill.-Chicago †	67
70	Cal St. Fullerton	77
75	Santa Clara ■	65
66	San Diego St.	79
60	Idaho	64
49	Gonzaga	70
65	Santa Clara	54
68	Montana ■	79
70	Montana St. ■	55
63	Northern Ariz.	57
68	Sacramento St.	62
71	Portland St.	63
100	Idaho St. ■	73
73	Weber St. ■	67
64	Montana St.	61
71	Montana	52
83	Sacramento St. ■	57
91	Northern Ariz. ■	81
65	Portland St. ■	60
78	Weber St.	81
90	Idaho St.	91
72	Weber St. ■	53
71	Northern Ariz. ■	59
56	Oklahoma St. †	75

Nickname: Eagles
Colors: Red & White
Arena: Reese Court
Capacity: 6,000; Year Built: 1975
AD: Scott Barnes
SID: Dave Cook

ECKERD

St. Petersburg, FL 33711II

Coach: Tom Ryan, Eckerd 1987

2003-04 RESULTS (21-11)

87	P.R.-Mayaguez ■	50
95	P.R.-Rio Piedras ■	77
70	St. Augustine's †	71
103	Bowie St.	106
64	Franklin ■	67
88	P.R.-Bayamon ■	73
80	Armstrong Atlantic ■	73
62	Presbyterian †	68
89	Wingate †	80
70	Armstrong Atlantic	67
77	UNC Pembroke †	64
65	Rollins	68
71	Tampa ■	69
86	St. Leo	74
68	Fla. Southern	65
85	Florida Tech ■	72
44	Lynn	57
57	Barry ■	63
81	Nova Southeastern	75
63	Rollins	72
63	Tampa	56
80	St. Leo ■	54
84	Florida Tech	62
66	Fla. Southern ■	68
72	Barry	62
61	Lynn ■	69
80	Nova Southeastern ■	56
48	Barry †	45
75	Rollins	73
67	Fla. Southern †	57
70	Fla. Southern †	62
54	Rollins †	77

Nickname: Tritons
Colors: Red, White & Black
Arena: McArthur Center
Capacity: 1,300; Year Built: 1970
AD: Bob Fortosis
SID: Katherine Turnbow

EDGEWOOD

Madison, WI 53711-1998.....III

Coach: Steven Larson,
Wis.-Oshkosh 1974

2003-04 RESULTS (15-12)

53	North Park	56
76	Fontbonne	87
59	Washington-St. Louis †	74
80	Eureka	65
68	Martin Luther ■	49
71	Lakeland ■	48
69	Concordia (Ill.) †	45
72	Dominican (Ill.) †	58
61	Clarke	67
56	Wis.-Oshkosh	52
54	Wis.-Stevens Point ■	72
65	St. Scholastica ■	68
41	Wis.-La Crosse ■	54
62	Wis. Lutheran	52
66	Marian (Wis.)	56
65	Maranatha Baptist ■	53
73	Milwaukee Engr.	36
57	Concordia (Wis.) ■	63
44	Wis.-Platteville	47
66	Lakeland	70
78	Wis. Lutheran ■	54
65	Marian (Wis.) ■	45
60	Maranatha Baptist	44
65	Milwaukee Engr. ■	39
68	Concordia (Wis.)	73
71	Marian (Wis.) ■	55
63	Lakeland ■	67

Nickname: Eagles
Colors: Black, Red & White

Arena: Todd Wehr Edgedome
Capacity: 1,000; Year Built: 1961
AD: G. Steven Larson
SID: Clare Hunter

EDINBORO

Edinboro, PA 16444-0001II

Coach: Greg Walcavich, Rutgers 1973

2003-04 RESULTS (14-14)

80 West Va. Wesleyan ■	61
66 Dist. Columbia †	83
64 Virginia St. †	67
59 Gannon	70
65 Mercyhurst	45
67 Mansfield ■	72
88 Lake Erie ■	69
77 Kutztown	55
60 Cheyney ■	72
46 Mercyhurst ■	62
64 Charleston (W.V.)	79
69 Millersville	71
59 West Chester	75
74 Bloomsburg	69
68 East Stroudsburg	65
81 Slippery Rock ■	57
75 Lock Haven	58
74 Indiana (Pa.)	78
63 Shippensburg	50
75 California (Pa.) ■	69
64 Clarion ■	60
81 Lock Haven ■	64
82 Slippery Rock	80
54 Shippensburg ■	52
59 Indiana (Pa.) ■	72
55 Clarion	62
45 California (Pa.)	48
56 Indiana (Pa.) ■	72

Nickname: Fighting Scots
Colors: Red & White
Arena: McComb Fieldhouse
Capacity: 4,000; Year Built: 1970
AD: Bruce R. Baumgartner
SID: Bob Shreve

ELIZABETH CITY ST.

Elizabeth City, NC 27909II

Coach: Shawn Walker,
Elizabeth City St. 1994

2003-04 RESULTS (11-17)

76 St. Andrews ■	75
66 Felician ■	56
62 Tampa †	74
92 Longwood †	82
67 Barton	71
78 Claflin ■	67
68 Armstrong Atlantic ■	75
59 Barton	60
76 Columbia Union	56
58 Johnson Smith ■	79
78 Bluefield St.	74
74 Shaw ■	77
49 Winston-Salem	62
85 St. Augustine's	91
61 Virginia St.	57
74 Fayetteville St. ■	72
64 St. Paul's	67
52 Virginia Union	83
80 Bowie St. ■	74
84 Columbia Union ■	54
62 Shaw	65
69 Livingstone	84
70 St. Paul's ■	69
54 N.C. Central ■	73
70 Virginia St. ■	82
60 Bowie St.	96
42 Virginia Union ■	78
69 N.C. Central †	72

Nickname: Vikings
Colors: Royal Blue & White
Arena: R.L. Vaughan Center
Capacity: 5,000; Year Built: 1976
AD: Edward Mc Lean
SID: April Emory

ELIZABETHTOWN

Elizabethtown, PA 17022-2298 III

Coach: Robert Schlosser,
East Stroudsburg 1977

2003-04 RESULTS (18-9)

76 Thomas More ■	78
88 Adrian ■	78
91 Frank. & Marsh.	78
77 Adrian †	80
99 York (Pa.)	84
63 Susquehanna	81
78 Albright ■	83
102 Scranton ■	65
87 King's (Pa.) †	76
94 Bowdoin †	58
80 Springfield	68
101 Shenandoah ■	76
87 Juniata	83
93 Widener ■	76
86 Messiah	81
61 Lebanon Valley ■	67
77 Moravian ■	63
64 Albright	75
65 Susquehanna ■	56
66 Widener	76
96 Juniata ■	88
82 Lebanon Valley	75
71 Messiah ■	79
85 Moravian	77
99 Albright	87
61 Widener	54
71 Hampden-Sydney	74

Nickname: Blue Jays
Colors: Blue & Grey
Arena: Thompson Gymnasium
Capacity: 2,200; Year Built: 1969
AD: Nancy J. Latimore
SID: Ian Showalter

ELMHURST

Elmhurst, IL 60126-3296III

Coach: Mark Scherer, Eureka 1983

2003-04 RESULTS (11-14)

94 Wis. Lutheran ■	70
84 Maryville (Mo.)	66
79 Blackburn	60
58 Benedictine (Ill.)	62
97 Wis.-Stout ■	96
78 Alma ■	59
76 Simpson ■	56
90 Aurora ■	85
75 Concordia-Austin	79
65 Texas-San Antonio	84
91 MacMurray ■	54
74 Ill. Wesleyan	84
73 North Central ■	75
86 North Park	64
100 North Central	107
57 Augustana (Ill.)	76
64 Carthage ■	74
65 Wheaton (Ill.) ■	69
57 Millikin	60
75 North Park ■	58
55 Ill. Wesleyan ■	62
57 Augustana (Ill.) ■	71
50 Wheaton (Ill.)	83
68 Carthage	77
80 Millikin ■	78

Nickname: Bluejays
Colors: Blue & White

Arena: R.A. Faganel Hall
Capacity: 1,800; Year Built: 1983
AD: Paul Krohn
SID: Kevin Juday

ELMIRA

Elmira, NY 14901III

Coach: Pat Donnelly, Mansfield 1992

2003-04 RESULTS (9-16)

73 Concordia (Mich.) †	70
59 Albion	90
52 Cortland St.	71
36 Rochester ■	76
80 Houghton ■	79
74 Lycoming ■	79
79 Pitt.-Bradford †	68
64 King's (Pa.)	103
68 Geneseo St. ■	73
80 Rochester Inst.	91
60 Nazareth	76
74 Ithaca ■	78
60 Lycoming	77
63 Hartwick ■	56
44 Ulica ■	64
76 Alfred	66
64 St. John Fisher	95
71 Pitt.-Bradford ■	69
56 Nazareth ■	70
81 Rochester Inst. ■	56
57 St. John Fisher ■	69
64 Alfred ■	46
63 Ulica	78
67 Hartwick	53
62 Ithaca	76

Nickname: Soaring Eagles
Colors: Purple & Gold
Arena: Speidel Gymnasium
Capacity: 1,000; Year Built: 1995
AD: Patricia A. Thompson
SID: Matt Donohue

ELMS

Chicopee, MA 01013-2839III

Coach: Ed Silva, Eastern Conn. St.

2003-04 RESULTS (13-13)

62 Moravian †	77
68 Muhlenberg	115
83 Westfield St.	90
70 Nichols	93
68 Trinity (Conn.) ■	116
73 Husson ■	68
59 Maine Maritime ■	63
80 Me.-Farmington	90
114 Thomas	86
62 Lasell ■	79
74 Becker ■	67
47 Amherst ■	79
58 Maine Maritime	56
61 Husson	63
84 Mount Ida	73
60 Me.-Farmington ■	74
90 Thomas ■	76
57 Lasell	79
87 Mount Ida ■	78
76 Newbury	71
81 Johnson St.	58
83 Castleton St.	75
82 Becker	61
76 Castleton St. ■	61
91 Johnson St. ■	68
61 Me.-Farmington ■	70

Nickname: Blazers
Colors: Green & Gold
Arena: Picknelly Arena
Capacity: 481; Year Built: 1994
AD: Louise McCleary
SID: Justin Mokerzecki

ELON

Elon, NC 27244-2010I

Coach: Ernie Nestor,
Alderson-Broaddus 1968

2003-04 RESULTS (12-18)

60 Idaho †	84
65 Gardner-Webb †	68
55 Wake Forest	97
85 Bluefield Col. ■	52
83 Methodist ■	67
85 American ■	82
70 Georgetown	91
63 Mercer	80
88 Chattanooga ■	70
58 Xavier	75
63 Cincinnati	102
58 Appalachian St.	81
64 Fairfield ■	69
72 Western Caro.	81
54 Md.-East. Shore ■	51
66 Col. of Charleston ■	81
72 East Tenn. St. ■	75
58 Davidson	72
76 Appalachian St. ■	69
77 Wofford	64
67 Furman ■	60
53 UNC Greensboro	67
73 Citadel ■	59
58 East Tenn. St.	73
57 Chattanooga	62
68 Western Caro. ■	53
80 Ga. Southern	83
112 UNC Greensboro ■	108
66 Citadel †	56
61 Davidson †	68

Nickname: Phoenix
Colors: Maroon & Gold
Arena: Alumni Gym
Capacity: 1,768; Year Built: 1949
AD: Alan J. White
SID: Matt Eviston

EMERSON

Boston, MA 02116III

Coach: Hank Smith, Franklin Pierce

2003-04 RESULTS (14-13)

93 Mass.-Boston	88
64 Wheaton (Mass.) ■	74
71 Eastern Nazarene	79
65 Babson	71
82 Salve Regina ■	62
74 Rivier ■	57
50 Norwich	59
68 Johnson & Wales	76
53 Rivier	51
79 Western New Eng. ■	66
97 Daniel Webster ■	64
55 MIT ■	61
50 Southern Vt.	83
69 Suffolk ■	67
88 Daniel Webster	67
70 Emmanuel (Mass.) ■	64
68 Suffolk	82
70 Norwich ■	64
74 Albertus Magnus ■	64
75 Albertus Magnus	60
58 Johnson & Wales ■	68
62 Southern Vt. ■	65
57 Brandeis	74
73 Emmanuel (Mass.)	63
66 Western New Eng.	73
85 Suffolk	68
68 Johnson & Wales	80

Nickname: Lions
Colors: Purple & Black
Arena: Pine Manor College
Capacity: 1,000
AD: Rudy Keeling
SID: Roger Crosley

EMMANUEL (MASS.)
Boston, MA 02115III

Coach: Lance Tucker, Boston U. 1975

2003-04 RESULTS (9-17)

85	Maine Maritime ■	71
55	Kean ■	65
86	Wesleyan (Conn.)	102
96	Rivier	85
53	Lehman	73
54	MIT	77
71	Bridgewater St. ■	81
56	Western New Eng.	69
58	Norwich ■	78
61	Southern Vt. ■	71
64	Daniel Webster	60
91	Albertus Magnus ■	77
52	Norwich	61
84	Suffolk	76
58	Johnson & Wales ■	65
81	Rivier ■	75
64	Emerson	70
83	Albertus Magnus	69
50	Western New Eng. ■	71
62	Johnson & Wales	80
55	Southern Vt.	75
90	Suffolk ■	87
59	Mount Ida	74
63	Emerson ■	73
96	Daniel Webster ■	86
61	Southern Vt.	73

Nickname: Saints
Colors: Royal Blue & Gold
AD: Pamela Roecker
SID: Alexis Mastronardi

EMORY
Atlanta, GA 30322III

Coach: Brett Zuver,
Lake Superior St. 1991

2003-04 RESULTS (11-14)

62	Maryville (Tenn.)	95
89	LaGrange †	84
79	Sewanee	62
102	Oglethorpe	91
96	Puget Sound ■	126
73	Maryville (Tenn.) ■	83
70	Sewanee ■	61
65	SCAD	67
83	Piedmont ■	69
105	Case Reserve ■	67
78	LaGrange	88
92	Washington-St. Louis	85
67	Chicago	71
72	Rochester ■	75
83	Carnegie Mellon ■	81
77	New York U. ■	94
86	Brandeis ■	92
72	Brandeis	82
71	New York U.	73
73	Chicago ■	67
68	Washington-St. Louis ■	86
89	Oglethorpe ■	81
79	Carnegie Mellon	86
56	Rochester	74
79	Case Reserve	77

Nickname: Eagles
Colors: Blue & Gold
Arena: Woodruff PE Center
Capacity: 2,000; Year Built: 1983
AD: Betsy G. Stephenson
SID: John Arenberg

EMORY & HENRY
Emory, VA 24327-0947III

Coach: Bob Johnson, Dickinson 1968

2003-04 RESULTS (17-10)

102	Shenandoah	87
79	Marietta †	85
71	Methodist †	83

104	Oakwood †	92
58	Roanoke ■	72
53	Lynchburg ■	46
81	Guilford	90
67	Hampden-Sydney	96
97	Averett	75
99	Virginia Intermont ■	94
67	Va. Wesleyan ■	65
111	Randolph-Macon ■	108
74	Bridgewater (Va.)	86
90	East. Mennonite	94
76	Wash. & Lee ■	66
81	Hampden-Sydney ■	78
85	King (Tenn.) ■	73
70	Randolph-Macon	83
79	Va. Wesleyan	103
49	Wash. & Lee	48
106	East. Mennonite ■	71
76	Bridgewater (Va.) ■	55
79	Roanoke	76
83	Lynchburg	76
106	Guilford ■	95
85	Bridgewater (Va.) †	77
83	Hampden-Sydney †	91

Nickname: Wasps
Colors: Blue & Gold
Arena: King Health & Physical Ed
Capacity: 1,300; Year Built: 1970
AD: Louis Wacker
SID: Nathan Graybeal

EMPORIA ST.
Emporia, KS 66801-5087II

Coach: David Moe, Texas Lutheran 1986

2003-04 RESULTS (22-7)

102	Central Methodist ■	80
103	Central Okla. ■	74
103	Ottawa ■	75
94	Okla. Panhandle †	83
113	Central Bible (Mo.) †	67
84	Drury ■	75
101	Lincoln (Mo.) ■	89
117	Vennard ■	52
75	Fort Hays St.	97
72	Mo.-Rolla ■	71
71	Southwest Baptist	69
97	Washburn	103
85	Truman ■	80
78	Pittsburg St. ■	69
84	Central Mo. St.	82
91	Mo. Southern St. ■	88
70	Northwest Mo. St.	84
69	Mo. Western St.	73
70	Mo.-Rolla	61
70	Mo. Western St. ■	53
72	Northwest Mo. St. ■	55
91	Mo. Southern St.	95
91	Central Mo. St. ■	86
89	Pittsburg St.	88
84	Truman	72
84	Washburn ■	77
120	Southwest Baptist ■	89
80	Mo. Western St. †	86
81	Drury †	85

Nickname: Hornets
Colors: Old Gold & Black
Arena: White Auditorium
Capacity: 5,000; Year Built: 1940
AD: Kent Weiser
SID: Don Weast

ENDICOTT
Beverly, MA 01915III

Coach: Michael Plansky, Fairfield 1991

2003-04 RESULTS (23-5)

80	New Paltz St. †	75
43	Rochester	70
79	Keene St.	75

45	Bates ■	64
93	Wheaton (Mass.)	85
62	WPI ■	59
83	Curry ■	42
63	Eastern Conn. St.	55
80	Roger Williams ■	64
54	Colby-Sawyer	56
62	Gordon	56
79	Framingham St.	63
48	Colby-Sawyer ■	82
74	Nichols	65
89	Wentworth Inst. ■	69
60	Salve Regina	54
73	New England ■	60
84	New England Col.	68
74	Anna Maria ■	48
76	Gordon ■	62
74	New England Col. ■	64
80	Eastern Nazarene	46
83	Wentworth Inst.	54
87	New England	72
67	Salve Regina ■	59
73	Roger Williams ■	60
83	Colby-Sawyer †	76
56	Babson ■	66

Nickname: Gulls
Colors: Blue, Kelly Green & White
Arena: Post Center Arena
Capacity: 1,400; Year Built: 1999
AD: Larry R. Hiser
SID: To be named

ERSKINE
Due West, SC 29639II

Coach: Mark Peeler, Sewanee 1984

2003-04 RESULTS (14-15)

59	Presbyterian ■	69
67	Allen	55
49	Anderson (S.C.) ■	56
88	Allen ■	69
69	Lander	59
62	St. Andrews	73
67	Lees-McRae ■	65
51	Furman	89
60	Mount Olive	68
57	Barton	80
48	North Greenville	41
65	Coker ■	60
54	Queens (N.C.)	72
52	Belmont Abbey	65
73	Limestone	63
63	Pfeiffer ■	96
85	Lees-McRae	86
58	Anderson (S.C.)	76
53	Mount Olive	63
61	Queens (N.C.) ■	68
60	Barton	57
48	North Greenville ■	41
51	Belmont Abbey ■	69
84	St. Andrews	59
44	Coker	42
54	Limestone ■	50
48	Pfeiffer	93
68	St. Andrews ■	43
64	Mount Olive	77

Nickname: The Flying Fleet
Colors: Maroon & Gold
Arena: Galloway PE Center
Capacity: 2,000; Year Built: 1980
AD: Joseph H. Sherer
SID: Thomas Holland

EUREKA
Eureka, IL 61530-1500III

Coach: Mike DeGeorge,
Monmouth (Ill.) 1992

2003-04 RESULTS (17-10)

86	Principia ■	65
59	Westminster (Mo.) ■	64
72	Blackburn	59

78	Webster †	81
75	Lake Forest †	71
65	Edgewood ■	80
64	Knox	67
67	Greenville	81
75	Millikin ■	87
81	Milwaukee Engr. ■	56
74	Marian (Wis.) ■	64
74	Rockford ■	64
70	Concordia (Ill.)	56
68	Aurora	87
73	Benedictine (Ill.) ■	81
68	Clarke ■	63
83	St. Louis Pharmacy ■	52
76	Dominican (Ill.)	64
77	Rockford	57
74	Concordia (Ill.) ■	54
62	Aurora ■	66
86	Benedictine (Ill.)	82
69	Clarke	57
80	Lincoln Chrst. ■	65
85	Dominican (Ill.) ■	71
65	Dominican (Ill.) ■	61
62	Benedictine (Ill.)	81

Nickname: Red Devils
Colors: Maroon & Gold
Arena: Reagan Gym
Capacity: 2,200; Year Built: 1970
AD: Joe Barth
SID: Shelly Lindsey

EVANSVILLE
Evansville, IN 47722I

Coach: Steve Merfeld,
Wis-La Crosse 1984

2003-04 RESULTS (7-22)

54	Ill.-Chicago ■	70
73	Ill.-Chicago	77
54	Austin Peay	62
64	Butler	65
86	Eastern Ill. ■	76
66	Mississippi ■	69
82	Western Ky.	92
62	Purdue	82
52	Indiana St.	72
67	Northern Iowa	80
85	Southwest Mo. St. ■	95
84	Bradley ■	69
63	Southern Ill.	81
53	Creighton	72
53	Northern Iowa ■	67
66	Wichita St. ■	86
68	Southwest Mo. St.	66
70	Creighton ■	74
60	Bradley	68
77	Drake ■	68
79	Illinois St. ■	48
73	Wichita St.	90
69	Southern Ill. ■	84
73	Central Mich.	90
72	Illinois St.	56
71	Drake	81
56	Indiana St. ■	71
63	Indiana St. †	59
67	Southern Ill. †	93

Nickname: Purple Aces
Colors: Purple, White & Orange
Arena: Roberts Stadium
Capacity: 12,144; Year Built: 1956
AD: Bill McGillis
SID: Bob Boxell

FAIRFIELD
Fairfield, CT 06430-5195I

Coach: Tim O'Toole, Fairfield 1986

2003-04 RESULTS (19-11)

65	Harvard	60
64	St. John's (N.Y.)	59
69	Fordham ■	72
71	Yale	57

74 Marist ■	60
75 George Washington ■	67
70 Bowling Green †	60
60 Pepperdine †	56
49 Hawaii	50
43 Michigan †	66
58 Duke	99
69 Elon	64
68 St. Peter's	72
50 Marist	59
81 Iona	78
69 Manhattan	89
60 Manhattan ■	63
75 Loyola (Md.) ■	56
84 St. Peter's ■	72
91 Siena	80
67 Canisius	63
69 Niagara	59
65 Rider	40
61 Canisius ■	65
70 Niagara ■	65
82 Iona ■	57
70 Rider ■	59
78 Loyola (Md.)	53
58 Siena	60
63 Siena †	66

Nickname: Stags
 Colors: Red & White
 Arena: Arena at Harbor Yard
 Capacity: 9,500; Year Built: 2001
 AD: Eugene Doris
 SID: Jack Jones

FAIRLEIGH DICKINSON

Teaneck, NJ 07666.....I

Coach: Tom Green, Syracuse 1971

2003-04 RESULTS (17-12)

64 Nebraska	80
75 Morgan St.	76
55 American ■	54
90 Cabrini ■	68
46 Florida St.	83
76 Long Island	73
77 St. Peter's	88
79 Buffalo ■	64
67 Rider ■	60
57 Army	48
69 Sacred Heart	73
57 Wagner	55
58 Robert Morris ■	62
77 St. Francis (Pa.) ■	74
72 St. Francis (N.Y.) ■	81
84 Central Conn. St.	77
84 Quinnipiac	81
62 Mt. St. Mary's	56
75 Quinnipiac ■	72
69 Central Conn. St. ■	70
58 Monmouth	60
73 Mt. St. Mary's ■	65
71 Wagner ■	58
57 St. Francis (Pa.)	63
86 Monmouth ■	64
75 Long Island ■	64
57 St. Francis (N.Y.)	63
69 Wagner	67
73 Central Conn. St. †	76

Nickname: Knights
 Colors: Blue & Maroon
 Arena: Rothman Center
 Capacity: 5,000; Year Built: 1987
 AD: David Langford
 SID: Drew Brown

FDU-FLORHAM

Madison, NJ 07940III

Coach: Roger Kindel, Seton Hall 1972

2003-04 RESULTS (11-14)

75 Manhattanville †	46
87 Wesleyan (Conn.)	78
70 Stevens Institute	67

59 John Jay	61
68 Delaware Valley	70
65 Staten Island ■	66
100 Hunter	83
80 City Tech ■	50
55 Wm. Paterson	63
73 Gwynedd-Mercy ■	90
45 Columbia	77
54 DeSales ■	68
74 Wilkes	82
79 Drew	61
64 Lycoming ■	67
90 Scranton ■	60
64 Scranton	60
58 King's (Pa.)	64
93 Delaware Valley ■	84
62 Wilkes ■	60
68 DeSales	77
63 Lycoming	85
80 Purchase St. ■	67
59 Drew ■	61
55 King's (Pa.) ■	72

Nickname: Devils
 Colors: Cardinal and Navy
 Arena: Ferguson Recreation Center
 Capacity: 3,000; Year Built: 1995
 AD: William T. Klika
 SID: Scott Giglio

FAIRMONT ST.

Fairmont, WV 26554II

Coach: Butch Haswell, Fairmont St. 1973

2003-04 RESULTS (18-10)

120 Ohio-Zanesville ■	61
75 Bluefield St. ■	65
103 Ohio-Eastern †	73
103 Columbia Union ■	55
72 Davis & Elkins	58
82 Shippensburg ■	72
64 West Chester †	56
66 Ohio Valley †	63
54 Lock Haven	59
62 Glenville St. ■	76
64 West Va. Wesleyan	62
61 Shepherd	73
90 Concord ■	81
77 Ohio Valley ■	57
95 Wheeling Jesuit	91
78 West Liberty St.	64
64 Salem Int'l ■	66
44 Alderson-Broaddus	71
115 Bluefield St. ■	85
80 Charleston (W.V.)	66
83 West Virginia St.	86
77 West Va. Tech ■	78
76 Ohio Valley	63
80 Wheeling Jesuit ■	86
103 West Liberty St. ■	83
69 Salem Int'l	74
91 West Va. Tech	76
78 West Virginia St. †	95

Nickname: Falcons
 Colors: Maroon, White & Fairmont Gold
 Arena: Joe Retton Arena
 Capacity: 4,000; Year Built: 1978
 AD: David W. Cooper
 SID: Jim Brinkman

FARMINGDALE

Farmingdale, NY 11735-1021...III

Coach: Bill Musto, Lock Haven

2003-04 RESULTS (13-13)

66 Methodist †	80
71 Messiah †	70
64 Staten Island ■	68
85 Rutgers-Camden	74
67 Manhattanville	76
62 Baruch ■	63
91 Maritime (N.Y.) ■	63

61 Wm. Paterson ■	70
70 Merchant Marine	87
72 St. Joseph's (L.I.) ■	60
58 New Jersey City	88
76 Lehman ■	62
74 Centenary (N.J.)	71
85 Merchant Marine ■	69
92 Mt. St. Vincent ■	60
71 Old Westbury ■	72
65 Mt. St. Mary (N.Y.)	63
66 City Tech	53
63 Yeshiva ■	67
70 Lancaster Bible	71
58 Old Westbury	61
64 Stevens Institute ■	67
81 Maritime (N.Y.)	66
69 St. Joseph's (L.I.)	60
64 Merchant Marine	62
66 Old Westbury	73

Nickname: Rams
 Colors: Green & Gold
 Arena: Walter A. Lynch Sports Center-
 Nold Hall
 Capacity: 4,000; Year Built: 1972
 AD: Michael Harrington
 SID: Deana Ward

FAYETTEVILLE ST.

Fayetteville, NC 28301-4298II

Coach: Samuel Hanger,
 Binghampton 1974

2003-04 RESULTS (18-11)

90 North Fla. ■	85
115 Voorhees ■	87
83 Paine	71
67 Armstrong Atlantic	68
80 Florida Tech †	71
74 Lynn	81
79 Catawba	73
67 Lenoir-Rhyne †	74
105 Francis Marion ■	101
70 N.C. Central	79
92 Virginia Union ■	89
100 Bowie St. ■	105
91 Johnson Smith ■	81
66 St. Augustine's ■	75
72 Elizabeth City St.	74
89 Livingstone	86
76 Shaw ■	78
69 St. Paul's ■	66
77 Winston-Salem	65
100 N.C. Central ■	87
80 Benedict ■	81
85 St. Augustine's	83
86 St. Andrews ■	65
76 Winston-Salem ■	70
76 Johnson Smith	84
68 Virginia St.	67
85 Livingstone ■	78
73 Shaw †	56
74 N.C. Central †	78

Nickname: Broncos
 Colors: Royal Blue & Lily White
 Arena: Capel Arena
 Capacity: 4,000; Year Built: 1995
 AD: William Carver
 SID: Marion Crowe

FELICIAN

Lodi, NJ 07644II

Coach: Darryl Jacobs,
 William Penn 1988

2003-04 RESULTS (18-11)

87 Livingstone †	74
56 Elizabeth City St.	66
67 St. Michael's	96
75 St. Rose †	95
71 Bloomfield	83
74 Nyack	50

75 Wilmington (Del.)	62
91 N.J. Inst. of Tech. ■	74
93 Goldey-Beacom ■	67
70 Dominican (N.Y.)	69
60 St. Anselm	107
65 Southern N.H. ■	75
69 Virginia St.	102
100 Phila. Sciences ■	101
79 Holy Family	63
96 Teikyo Post ■	90
74 Caldwell	66
71 Bloomfield ■	50
91 Phila. Sciences	83
74 Nyack ■	66
71 Caldwell ■	69
69 Wilmington (Del.) ■	58
96 Goldey-Beacom	84
62 Dominican (N.Y.) ■	46
88 Teikyo Post	81
79 Holy Family ■	99
70 N.J. Inst. of Tech.	78
68 Holy Family ■	71
91 Teikyo Post ■	86

Nickname: Golden Falcons
 Colors: Hunter Green & Gold
 AD: Ben Di Nallo
 SID: To be named

FERRIS ST.

Big Rapids, MI 49307-2295II

Coach: Bill Sall, Calvin 1994

2003-04 RESULTS (14-14)

63 Lewis	76
58 Central Mich.	73
73 St. Xavier †	74
77 Cornerstone	81
58 Findlay	69
86 Ashland	66
88 Lake Superior St. ■	65
88 Saginaw Valley	76
77 Indianapolis †	90
62 Southern Ind.	89
79 Cheyney †	90
84 Glenville St. †	88
77 Calvin	85
88 Grand Valley St. ■	82
73 Hillsdale	69
71 Wayne St. (Mich.) ■	75
74 Gannon ■	67
80 Mercyhurst ■	66
78 Northwood ■	56
55 Michigan Tech	71
73 Northern Mich.	79
88 Saginaw Valley ■	69
88 Lake Superior St.	79
91 Grand Valley St.	78
83 Northwood	79
69 Northern Mich. ■	51
70 Michigan Tech ■	61
71 Northwood	72

Nickname: Bulldogs
 Colors: Crimson & Gold
 Arena: Jim Wink Arena
 Capacity: 2,400; Year Built: 1999
 AD: Tom Kirinovic
 SID: Rob Bentley

FERRUM

Ferrum, VA 24088III

Coach: Ed Wills, North Carolina 1994

2003-04 RESULTS (8-17)

70 Huntingdon †	65
97 Piedmont	63
59 Hampden-Sydney ■	87
75 Southern Va. ■	68
64 Apprentice	75
64 High Point	85
56 Kean †	76
81 Maritime (N.Y.) †	51

65 New Paltz St. †69
 72 St. Joseph's (Me.) †57
 78 Averett ■70
 79 Methodist82
 51 Greensboro64
 59 Chris. Newport ■70
 71 Shenandoah ■76
 91 Chowan95
 71 N.C. Wesleyan82
 80 Averett76
 55 Methodist ■77
 53 Greensboro ■56
 60 Chris. Newport75
 67 Shenandoah99
 74 N.C. Wesleyan ■87
 69 Chowan67
 72 Shenandoah †80

Nickname: Panthers
 Colors: Black & Gold
 Arena: Swartz Gymnasium
 Capacity: 1,200; Year Built: 1960
 AD: T. Michael Kinder
 SID: Gary Holden

FINDLAY

Findlay, OH 45840II

Coach: Ron Niekamp,
 Miami (Ohio) 1972

2003-04 RESULTS (25-7)

94 West Va. Wesleyan64
 109 Urbana ■77
 91 St. Francis (Ind.) ■60
 50 Bowling Green64
 75 Salem Int'l66
 69 Ferris St. ■58
 70 Gannon68
 61 Mercyhurst69
 71 Truman †52
 57 Quincy63
 71 Ohio Dominican ■57
 64 Tiffin ■53
 86 Heidelberg ■34
 75 Northwood62
 52 Wayne St. (Mich.)53
 94 Lake Superior St. ■73
 94 Saginaw Valley ■69
 69 Northern Mich. ■62
 63 Michigan Tech68
 83 Grand Valley St.74
 85 Ashland ■69
 81 Hillsdale ■53
 68 Gannon ■70
 60 Mercyhurst ■53
 71 Wayne St. (Mich.) ■66
 74 Ashland65
 74 Hillsdale60
 65 Mercyhurst ■54
 74 Northwood †61
 73 Michigan Tech †68
 84 Indianapolis †83
 67 Southern Ind. †75

Nickname: Oilers
 Colors: Orange & Black
 Arena: Croy Gym
 Capacity: 2,200; Year Built: 1969
 AD: Steven Rackley
 SID: David Buck

FISK

Nashville, TN 37208-3051III

Coach: Larry Glover, Fisk 1979

2003-04 RESULTS (13-13)

74 Crichton ■75
 91 Stillman ■80
 62 Mississippi Col.74
 66 Lipscomb77
 76 Oakwood ■86
 65 Tennessee St.63

69 Rust ■77
 71 Dallas77
 63 Millsaps †57
 85 Hendrix ■63
 48 Belmont87
 94 Washington (Md.) †87
 87 Chestnut Hill †60
 98 Maryville (Tenn.) ■99
 80 Dallas ■65
 108 LaGrange91
 73 Huntingdon53
 100 Crichton118
 75 Rust71
 80 Piedmont ■69
 81 Huntingdon ■75
 82 LaGrange ■86
 63 Oakwood94
 70 Maryville (Tenn.)75
 69 Piedmont66
 81 LaGrange †101

Nickname: Bulldogs
 Colors: Blue & Gold
 Arena: Johnson, Henderson Gym
 Capacity: 2,500; Year Built: 1950
 AD: Larry Glover
 SID: Kindell Stephens

FITCHBURG ST.

Fitchburg, MA 01420-2697III

Coach: Shawn Conrad,
 Assumption 1985

2003-04 RESULTS (10-14)

71 Eastern Nazarene ■49
 67 Clark (Mass.)103
 93 Mass.-Boston104
 91 Fisher †72
 72 Western New Eng. ■68
 72 Daniel Webster76
 67 Nichols ■87
 65 Anna Maria72
 38 WPI78
 51 Wheaton (Mass.) ■78
 58 Worcester St. ■76
 76 Salem St. ■81
 55 Westfield St. ■60
 59 Framingham St.63
 90 Mass. Liberal Arts ■57
 75 Bridgewater St.68
 58 Worcester St.61
 88 Salem St.101
 75 Becker68
 70 Newbury ■53
 69 Westfield St.74
 39 Framingham St. ■52
 90 Mass. Liberal Arts81
 76 Bridgewater St. ■75

Nickname: Falcons
 Colors: Green, Gold & White
 Arena: Recreation Center
 Capacity: 1,000; Year Built: 2000
 AD: Sue E. Lauder
 SID: Rusty Eggen

FLORIDA

Gainesville, FL 32611I

Coach: Billy Donovan, Providence 1987

2003-04 RESULTS (20-11)

112 Montana St. ■73
 78 Arizona †77
 102 Florida A&M ■78
 59 UCF †39
 74 Stetson ■61
 68 Maryland ■69
 65 Louisville73
 70 West Virginia †57
 101 Northeastern ■84
 109 Eastern Ky. ■63
 87 Florida St. ■73

65 South Carolina62
 95 Tennessee ■57
 72 Vanderbilt86
 68 Mississippi St. ■79
 68 Auburn ■52
 88 Alabama78
 63 Tennessee65
 65 Kentucky ■68
 81 Vanderbilt ■71
 70 LSU ■73
 62 Georgia76
 81 Mississippi66
 69 South Carolina ■58
 73 Arkansas68
 63 Georgia ■55
 62 Kentucky82
 75 Alabama †73
 91 Vanderbilt †69
 73 Kentucky †89
 60 Manhattan †75

Nickname: Gators
 Colors: Orange & Blue
 Arena: Stephen C. O'Connell Center
 Capacity: 12,000; Year Built: 1980
 AD: Jeremy N. Foley
 SID: Steve McClain

FLORIDA A&M

Tallahassee, FL 32307I

Coach: Mike Gillespie, DePaul 1974

2003-04 RESULTS (15-17)

70 Illinois St.87
 88 Cleveland St. ■97
 62 North Carolina St.92
 78 Florida102
 59 Georgia77
 69 Alabama St.75
 90 Wofford ■65
 69 Southern U. ■71
 63 Marquette83
 55 Coppin St.59
 72 Morgan St.106
 87 Hampton ■81
 76 Norfolk St. ■72
 76 Delaware St. ■66
 66 Howard ■74
 74 N.C. A&T55
 62 South Carolina St.86
 79 Md.-East. Shore ■74
 62 Coppin St. ■66
 83 Morgan St. ■67
 77 Hampton59
 62 Norfolk St.63
 66 Delaware St.76
 93 Howard71
 81 N.C. A&T ■70
 66 South Carolina St. ■75
 83 Bethune-Cookman85
 72 Hampton †71
 65 South Carolina St. †53
 58 Coppin St. †51
 72 Lehigh †57
 76 Kentucky †96

Nickname: Rattlers
 Colors: Orange & Green
 Arena: Gaither Athletic Center
 Capacity: 3,365; Year Built: 1963
 AD: Jonathan Evans
 SID: Alvin Hollins

FLA. ATLANTIC

Boca Raton, FL 33431-0991I

Coach: Sidney Green, UNLV 1983

2003-04 RESULTS (9-19)

66 South Fla.79
 84 Georgia99
 89 Florida Int'l ■87
 76 Barry ■73

95 Gardner-Webb75
 99 Campbell86
 70 James Madison ■73
 51 Miami (Fla.)76
 101 Mary Washington ■61
 90 Mercer ■72
 76 Georgia St. ■79
 87 Jacksonville67
 89 Stetson91
 52 UCF ■70
 68 Belmont ■71
 90 Lipscomb ■69
 81 Troy St.93
 66 UCF75
 68 Troy St. ■73
 67 Lipscomb75
 54 Belmont57
 72 Stetson ■76
 69 Jacksonville ■70
 76 Georgia St.90
 79 Mercer85
 95 Campbell80
 65 Gardner-Webb ■67
 82 Troy St. †85

Nickname: Owls
 Colors: Blue & Grey
 Arena: FAU Gymnasium
 Capacity: 5,000; Year Built: 1984
 AD: Craig W. Angelos
 SID: Katrina McCormack

FLORIDA INT'L

Miami, FL 33199I

Coach: Donnie Marsh,
 Frank. & Marsh. 1979

2003-04 RESULTS (5-22)

55 Howard ■67
 66 Quinnipiac ■65
 67 George Washington76
 81 North Fla. ■72
 87 Fla. Atlantic89
 72 Miami (Fla.)89
 55 La Salle ■64
 50 Stanford77
 56 South Fla.73
 70 Sam Houston St. ■51
 39 Drexel ■71
 46 Arkansas St. ■55
 53 Ark.-Little Rock ■65
 57 Canisius67
 44 Denver78
 48 North Texas55
 58 La.-Lafayette ■78
 42 New Mexico St.73
 42 Western Ky. ■55
 53 Middle Tenn. ■54
 77 Fla. Gulf Coast ■70
 46 Ark.-Little Rock62
 57 Arkansas St.82
 63 New Orleans ■58
 46 South Ala. ■62
 43 Western Ky.74
 42 Middle Tenn.60

Nickname: Golden Panthers
 Colors: Blue & Gold
 Arena: Golden Panther Arena
 Capacity: 5,000; Year Built: 1986
 AD: Rick Mello
 SID: Rick Kelch

FLA. SOUTHERN

Lakeland, FL 33801-5698II

Coach: Tony Longa, UCF 1987

2003-04 RESULTS (23-8)

66 P.R.-Mayaguez ■54
 90 P.R.-Bayamon ■82
 48 North Fla.67
 60 Fla. Memorial ■54

55	St. Mary's (Tex.) ■	68
64	Southeastern Fla.	50
62	Webber	77
68	Davis & Elkins ■	48
73	Central Wash. †	71
55	Western Ore.	67
57	Lynn	53
69	St. Leo ■	59
67	Rollins	66
62	Barry ■	57
65	Eckerd ■	68
72	Nova Southeastern	57
65	Tampa ■	62
69	Florida Tech	57
70	Lynn ■	67
64	Barry	48
60	Rollins ■	66
68	Nova Southeastern ■	53
68	Eckerd	66
74	Fla. Gulf Coast ■	59
49	Tampa	47
70	Florida Tech ■	58
87	St. Leo	74
81	Florida Tech †	73
73	Tampa †	57
57	Eckerd †	67
62	Eckerd †	70

Nickname: Moccasins
 Colors: Scarlet & White
 Arena: Jenkins Field House
 Capacity: 2,500; Year Built: 1966
 AD: Lois Webb
 SID: Tim Carpenter

FLORIDA ST.

Tallahassee, FL 32306.....I

Coach: Leonard Hamilton,
 Tenn.-Martin 1971

2003-04 RESULTS (19-14)

69	Maine ■	49
81	Georgetown (Ky.) ■	67
99	Nicholls St. ■	54
81	South Carolina St. ■	46
71	Northwestern ■	53
66	Mississippi ■	60
83	Fairleigh Dickinson ■	46
67	Miami (Fla.)	58
83	Wagner ■	62
47	Chicago St. †	42
56	Pittsburgh	63
79	Maryland ■	75
87	Stetson	72
73	Florida	87
53	North Carolina St. ■	58
48	Clemson	53
67	Virginia	76
90	North Carolina ■	81
75	Wake Forest ■	70
49	Duke	56
88	Savannah St. ■	73
81	Georgia Tech ■	65
62	Maryland	73
59	North Carolina St.	75
65	Clemson ■	52
76	Virginia	57
71	North Carolina	78
87	Wake Forest	90
65	Duke ■	70
60	Georgia Tech	63
71	North Carolina St. †	78
91	Wichita St.	84
59	Iowa St. ■	62

Nickname: Seminoles
 Colors: Garnet & Gold
 Arena: Leon County Civic Center
 Capacity: 12,200; Year Built: 1981
 AD: David R. Hart Jr.
 SID: Chuck Walsh

FLORIDA TECH

Melbourne, FL 32901.....II

Coach: Kris Olson, Iowa St. 1994

2003-04 RESULTS (5-23)

71	P.R.-Rio Piedras ■	78
84	P.R.-Mayaguez ■	64
49	Valdosta St.	54
62	Flagler	73
69	Lincoln Memorial ■	89
71	Fayetteville St. †	80
73	P.R.-Mayaguez †	62
71	P.R.-Bayamon ■	83
71	Fla. Gulf Coast	106
103	Illinois Tech ■	81
57	Merrimack ■	66
90	Nova Southeastern	92
54	Rollins ■	84
77	Lynn	86
69	Tampa ■	77
72	Eckerd	85
48	Barry ■	68
59	St. Leo	52
57	Fla. Southern ■	69
66	Nova Southeastern ■	58
46	Rollins	72
58	Lynn ■	79
62	Eckerd ■	84
55	Tampa	72
79	St. Leo ■	83
64	Barry	79
58	Fla. Southern	70
73	Fla. Southern †	81

Nickname: Panthers
 Colors: Crimson & Gray
 Arena: Charles and Ruth Clemente
 Center
 Capacity: 1,500; Year Built: 2001
 AD: William K. Jurgens
 SID: Christa Parulis-Kaye

FONTBONNE

St Louis, MO 63105-3098.....III

Coach: Lee McKinney,
 Southeast Mo. St. 1960

2003-04 RESULTS (16-9)

67	Calumet Col. †	58
76	Moody Bible	63
95	Ind.-Southeast ■	90
87	Edgewood ■	76
75	Otterbein ■	112
56	Rose-Hulman	72
77	Robert Morris-Chicag ■	76
105	St. Louis Christian ■	45
46	Washington-St. Louis	73
59	Walsh †	76
70	Heidelberg †	59
90	Principia	78
84	MacMurray	65
89	Webster ■	68
120	Greenville	117
70	Westminster (Mo.) ■	64
64	Maryville (Mo.) ■	89
66	Blackburn	52
85	Principia ■	55
74	MacMurray ■	84
62	Webster	65
114	Greenville ■	107
74	Westminster (Mo.)	81
78	Maryville (Mo.)	99
82	Blackburn ■	65

Nickname: Griffins
 Colors: Purple & Gold
 Arena: Dunham Student Activities
 Capacity: 1,800; Year Built: 1993
 AD: Lee McKinney
 SID: Lance Thornhill

FORDHAM

Bronx, NY 10458-5155I

Coach: Dereck Whittenburg,
 North Carolina St. 1984

2003-04 RESULTS (6-22)

64	Memphis	94
59	Siena	77
77	Manhattan	90
72	Fairfield	69
80	Northeastern ■	59
57	Holy Cross	66
67	Western Mich.	88
65	Iona	73
52	Boston U. ■	60
70	Western Ky. ■	94
53	Rhode Island	68
61	Columbia ■	57
75	St. Bonaventure ■	69
35	St. Joseph's	79
56	Dayton ■	75
54	Rhode Island ■	75
70	Massachusetts	76
47	Temple	57
52	Xavier	74
66	George Washington ■	77
53	Richmond	74
54	St. Joseph's ■	72
75	Massachusetts ■	61
56	Duquesne	93
60	Temple	74
83	La Salle ■	75
75	St. Bonaventure	81
47	Richmond †	67

Nickname: Rams
 Colors: Maroon & White
 Arena: Rose Hill Gym
 Capacity: 3,470; Year Built: 1926
 AD: Francis X. Mc Laughlin
 SID: Joe DiBari

FORT HAYS ST.

Hays, KS 67601II

Coach: Mark Johnson, Pittsburg St. 1993

2003-04 RESULTS (17-11)

107	Bethany (Kan.) ■	69
92	Mid-America Naz. ■	73
79	Central Christian ■	43
97	Okla. Panhandle ■	61
40	Kansas	80
57	Mesa St.	56
77	Rockhurst	84
97	Emporia St. ■	75
80	N.M. Highlands ■	55
64	Colorado St.-Pueblo ■	67
60	Fort Lewis	92
50	Adams St.	61
97	Western St. ■	46
75	UC-Colo. Spgs. ■	58
80	Chadron St. ■	74
71	Metro St. ■	98
76	Colorado Mines	72
98	Colo. Christian	88
72	Neb.-Kearney ■	83
59	Regis (Colo.)	70
95	Okla. Panhandle	72
89	Colorado Mines ■	77
97	Colo. Christian ■	55
57	Neb.-Kearney	86
75	Regis (Colo.)	65
82	Metro St.	97
83	Chadron St.	66
77	Mesa St.	86

Nickname: Tigers
 Colors: Black & Gold
 Arena: Gross Memorial Coliseum
 Capacity: 6,814; Year Built: 1973
 AD: TBA
 SID: Jason McCullough

FORT LEWIS

Durango, CO 81301-3999.....II

Coach: Bob Hofman, Colorado 1974

2003-04 RESULTS (19-9)

54	Utah St.	86
90	St. Xavier †	84
59	Grand Canyon	58
118	Johnson & Wales (CO) ■	79
97	Western N.M. ■	62
84	Chadron St. ■	77
63	Metro St. ■	81
72	Lewis †	82
84	Chaminade †	79
61	Regis (Colo.)	51
92	Fort Hays St. ■	60
83	Neb.-Kearney ■	73
89	Colo. Christian	92
91	Colorado Mines	63
106	N.M. Highlands ■	49
73	Colorado St.-Pueblo ■	70
86	UC-Colo. Spgs.	62
82	Western St.	64
78	Adams St. ■	92
84	Mesa St.	86
92	UC-Colo. Spgs. ■	65
111	Western St. ■	55
85	Adams St.	64
81	Mesa St. ■	83
84	Colorado St.-Pueblo	72
99	N.M. Highlands	101
93	Colo. Christian ■	70
76	Metro St. †	90

Nickname: Skyhawks
 Colors: Navy Blue, Light Blue & Gold
 Arena: Whalen Gymnasium
 Capacity: 2,750
 AD: David L. Preszler
 SID: Sarah Meier

FORT VALLEY ST.

Fort Valley, GA 31030II

Coach: Michael Moore,
 Albany St. (Ga) 1984

2003-04 RESULTS (14-15)

77	Claffin ■	66
52	Miles	69
107	LeMoyn-Owen	74
77	Mercer	94
80	Morehouse †	85
58	St. Augustine's †	67
60	Ga. Southern	97
71	Tuskegee	77
87	Stillman	79
79	Tuskegy St. ■	82
67	Lane ■	60
64	Albany St. (Ga.) ■	51
71	Paine	74
65	Benedict	72
58	Kentucky St.	53
60	Lane	67
75	Miles ■	56
83	LeMoyn-Owen ■	59
83	Clark Atlanta ■	70
72	Morehouse	74
54	Tuskegee ■	71
72	Stillman ■	51
62	Morehouse	82
66	Albany St. (Ga.)	68
70	Paine ■	44
74	Benedict ■	64
80	Clark Atlanta	76
83	Tuskegee †	71
42	Benedict †	60

Nickname: Wildcats
 Colors: Royal Blue & Old Gold
 Arena: George Woodward Gymnasium
 Capacity: 1,345; Year Built: 1959
 AD: Gwendolyn Reeves
 SID: Russell Boone

FRAMINGHAM ST.

Framingham, MA 01701-9101 III

Coach: Don Spellman, Suffolk

2003-04 RESULTS (8-14)

79	Salve Regina †	64
53	Amherst	98
78	Daniel Webster ■	72
56	Roger Williams ■	60
58	St. Joseph's (Me.) ■	55
77	Connecticut Col.	86
60	WPI ■	71
70	Eastern Nazarene	50
72	Mass. Liberal Arts ■	49
69	Brandeis	82
58	Bridgewater St.	82
64	Worcester St. ■	70
63	Endicott ■	79
85	Salem St.	89
63	Fitchburg St. ■	59
66	Westfield St. ■	75
70	Mass. Liberal Arts	67
53	Bridgewater St. ■	68
47	Worcester St.	63
62	Salem St. ■	66
52	Fitchburg St.	39
45	Westfield St.	66

Nickname: Rams
 Colors: Black & Gold
 Arena: Dwight Gymnasium
 Capacity: 450
 AD: Thomas M. Kelley
 SID: Kathy Lynch

FRANCIS MARION

Florence, SC 29501-0547II

Coach: John Schweitz, Richmond 1988

2003-04 RESULTS (27-4)

66	Allen ■	57
75	Coker ■	66
62	Presbyterian ■	56
83	Apprentice ■	74
75	Catawba ■	60
63	Allen	51
70	Catawba	63
69	Nova Southeastern †	56
50	Barry †	48
77	Lynn	73
101	Fayetteville St.	105
77	Lander	66
76	Clayton St. ■	69
83	S.C. Upstate ■	63
69	Armstrong Atlantic	65
94	S.C.-Aiken	63
62	North Fla. ■	54
57	S.C. Upstate	46
60	Kennesaw St.	63
87	S.C.-Aiken ■	49
111	Columbus St. ■	92
87	UNC Pembroke ■	73
74	Augusta St.	65
77	Lander ■	56
77	GC&SU	64
88	UNC Pembroke	69
71	Augusta St. ■	65
69	Armstrong Atlantic †	72
86	Armstrong Atlantic †	84
95	Bowie St. †	78
73	Kennesaw St.	82

Nickname: Patriots
 Colors: Red, White & Blue
 Arena: Smith University Center
 Capacity: 3,027; Year Built: 1974
 AD: Murray Hartzler
 SID: Michael G. Hawkins

FRANKLIN

Franklin, IN 46131III

Coach: Kerry Prather, Indiana 1977

2003-04 RESULTS (16-12)

92	Southeastern Fla.	65
67	Eckerd	64
68	Millikin ■	77
101	Principia ■	51
61	Marion ■	76
75	Ind. Wesleyan ■	82
89	Berea ■	73
86	Wilmington (Ohio) ■	64
82	Rose-Hulman	68
87	Earlham	63
83	Ind.-Southeast	73
69	Hanover	77
88	Defiance ■	68
76	Bluffton	62
81	Anderson (Ind.) ■	83
67	Manchester	83
81	Mt. St. Joseph ■	75
75	Transylvania ■	83
81	Defiance	83
77	Bluffton ■	59
72	Anderson (Ind.)	52
66	Manchester ■	69
63	Mt. St. Joseph	61
64	Transylvania	75
47	Hanover ■	60
72	Bluffton ■	59
81	Manchester †	53
48	Hanover	61

Nickname: Grizzlies
 Colors: Navy Blue & Old Gold
 Arena: Spurlock Center
 Capacity: 1,500; Year Built: 1975
 AD: Kerry N. Prather
 SID: Kevin Elixman

FRANK. & MARSH.

Lancaster, PA 17604-3003III

Coach: Glenn Robinson,
 West Chester 1967

2003-04 RESULTS (26-4)

63	Wash. & Lee ■	43
90	Guilford ■	54
78	Elizabethtown ■	91
69	Haverford	67
74	Gettysburg ■	72
77	Lebanon Valley	56
64	Goucher	65
112	Hobart ■	82
72	Alvernia ■	64
80	McDaniel	67
108	Ursinus	71
82	Muhlenberg	77
87	Swarthmore ■	57
84	Washington (Md.) ■	64
81	Dickinson	42
81	Haverford ■	59
81	Johns Hopkins ■	60
97	Swarthmore	54
68	Gettysburg	56
92	Ursinus	104
88	Dickinson ■	44
75	Muhlenberg ■	52
86	McDaniel ■	49
96	Washington (Md.)	78
67	Johns Hopkins	63
75	Gettysburg ■	49
69	Johns Hopkins ■	58
78	Hampden-Sydney ■	76
92	Gwynedd-Mercy ■	74
70	Amherst ■	82

Nickname: Diplomats
 Colors: Blue & White
 Arena: Maysner Center
 Capacity: 3,000; Year Built: 1960
 AD: Timothy D. Downes
 SID: Edward Haas

FRANKLIN PIERCE

Rindge, NH 03461II

Coach: David Chadbourne,
 St. Joseph's (Me.) 1987

2003-04 RESULTS (14-14)

54	Southern N.H.	72
69	Bridgeport	80
72	Teikyo Post †	69
77	Mass.-Lowell	74
69	Stonehill ■	61
77	Bentley	78
81	Le Moyne	85
80	Concordia (N.Y.) †	58
84	Teikyo Post †	79
60	St. Anselm ■	63
82	St. Michael's ■	74
73	Pace	69
73	Southern Conn. St.	82
83	St. Rose ■	92
70	Bryant ■	86
64	Assumption	84
69	American Int'l ■	72
92	Mass.-Lowell	78
62	Southern N.H. ■	60
61	Stonehill	58
57	Bentley	92
60	Merrimack	59
67	Merrimack ■	80
70	Bryant	61
95	St. Joseph's (Me.) ■	73
79	Assumption ■	73
70	American Int'l	88
79	St. Rose	92

Nickname: Ravens
 Colors: Crimson, Gray & Black
 Arena: FPC Fieldhouse
 Capacity: 2,000; Year Built: 1967
 AD: Bruce Kirsh
 SID: Doug Monson

FREDONIA ST.

Fredonia, NY 14063III

Coach: Kevin Moore, Brockport St. 1983

2003-04 RESULTS (10-15)

69	Pitt.-Bradford †	72
85	Hilbert †	60
81	D'Youville	83
54	St. John Fisher ■	70
74	Cortland St.	93
70	Oneonta St.	52
46	Penn St.-Behrend ■	77
72	Hilbert	53
68	Thiel ■	56
87	Medaille ■	67
67	New Paltz St. ■	68
77	Oswego St. ■	75
46	Potsdam St. ■	63
65	Plattsburgh St. ■	63
61	Pitt.-Bradford	83
50	Plattsburgh St.	67
40	Potsdam St.	61
62	Buffalo St.	61
59	Ulrica/Rome ■	67
50	Cortland St. ■	63
70	Geneseo St.	67
93	Oneonta St. ■	64
58	Brockport St. ■	90
81	New Paltz St.	90
45	Oswego St.	82

Nickname: Blue Devils
 Colors: Blue & White
 Arena: Steele Hall
 Capacity: 3,500; Year Built: 1983
 AD: Gregory Precht
 SID: Jerry Reilly

FRESNO ST.

Fresno, CA 93740-0048I

Coach: Ray Lopes, Albertson 1987

2003-04 RESULTS (14-15)

67	Oregon	80
64	Santa Clara	69
68	Ark.-Monticello ■	55
67	Princeton ■	72
66	Pacific	51
62	Creighton ■	70
62	Southern California ■	65
46	Washington St. ■	29
52	San Francisco ■	43
69	Hawaii	58
61	San Jose St.	55
54	Southern Methodist ■	53
61	Louisiana Tech ■	40
78	Boise St.	61
58	UTEP	72
63	Rice ■	65
68	Tulsa ■	61
65	Nevada	84
75	Louisiana Tech	80
75	Southern Methodist	74
55	UTEP ■	58
44	Boise St. ■	55
61	Tulsa	41
62	East Tenn. St. ■	66
60	Rice	63
55	Nevada ■	64
81	San Jose St. ■	76
69	Hawaii ■	60
54	Boise St. ■	71

Nickname: Bulldogs
 Colors: Bulldog Red & Blue
 Arena: Selland Arena
 Capacity: 10,220; Year Built: 1966
 AD: Scott Johnson
 SID: Jake Bragonier

FROSTBURG ST.

Frostburg, MD 21532-1099III

Coach: Webb Hatch, VMI 1969

2003-04 RESULTS (15-13)

79	Waynesburg ■	74
79	Bridgewater (Va.) ■	66
65	Indiana (Pa.)	92
37	Muskingum ■	73
68	Shenandoah ■	80
90	Westminster (Pa.) ■	62
88	Mt. Aloysius	85
64	Chris. Newport	77
86	East. Mennonite †	65
85	Bridgewater (Va.)	92
75	Wash. & Jeff.	98
63	Lake Erie ■	74
82	Pitt.-Greensburg ■	79
46	Penn St.-Behrend	57
66	Penn St.-Altoona	54
87	Pitt.-Bradford ■	63
82	La Roche ■	79
53	Lake Erie	69
72	Waynesburg	69
75	Grove City ■	70
54	Penn St.-Behrend ■	62
60	Pitt.-Greensburg	65
60	Pitt.-Bradford	69
74	Penn St.-Altoona ■	70
80	La Roche	71
67	Lake Erie ■	66
57	Pitt.-Greensburg †	51
42	La Roche †	44

Nickname: Bobcats
 Colors: Red, White & Black
 Arena: Bobcat Arena
 Capacity: 3,600; Year Built: 1977
 AD: Ralph Brewer
 SID: Chris Starke

FURMAN

Greenville, SC 29613I

Coach: Larry Davis, Asbury 1978

2003-04 RESULTS (17-12)

72 James Madison	78
77 Southern Wesleyan ■	53
74 Greensboro ■	49
84 Minnesota	91
65 UNC Greensboro	73
64 Northern Iowa	55
60 UNC Asheville	56
68 Ohio St.	70
98 High Point	87
62 Bethune-Cookman ■	49
92 Lipscomb ■	56
68 East Tenn. St. ■	69
65 Col. of Charleston	70
89 Erskine ■	51
67 Ga. Southern ■	71
76 Citadel	61
91 Wofford ■	55
68 Chattanooga ■	77
85 Appalachian St. ■	74
60 Elon	67
77 Ga. Southern	72
73 Davidson ■	83
77 Wofford	73
72 Western Caro.	63
60 Citadel ■	47
58 Col. of Charleston ■	57
64 Davidson	71
73 Western Caro. †	68
84 East Tenn. St. †	94

Nickname: Paladins
 Colors: Purple & White
 Arena: Timmons Arena
 Capacity: 5,500; Year Built: 1997
 AD: Gary Clark
 SID: Hunter Reid

GALLAUDET

Washington, DC 20002-3695 ...III

Coach: James DeStefano,
 Gallaudet 1985

2003-04 RESULTS (7-19)

57 Wesleyan (Conn.)	75
56 Manhattanville †	55
62 Christendom	59
65 McDaniel ■	56
59 Widener ■	83
62 York (Pa.)	72
67 Catholic	75
59 N.C. Wesleyan ■	65
35 Va. Wesleyan	77
70 Yeshiva ■	66
82 Maryland Bible ■	65
66 Hood ■	61
65 Villa Julie	66
60 Salisbury ■	58
63 Goucher ■	65
50 Mary Washington ■	63
77 Marymount (Va.)	92
46 St. Mary's (Md.)	51
52 Catholic ■	67
60 York (Pa.) ■	71
54 Goucher	68
72 Salisbury	79
57 Mary Washington	71
54 St. Mary's (Md.) ■	68
62 Marymount (Va.) ■	71
65 Mary Washington	98

Nickname: Bison
 Colors: Buff & Blue
 Arena: Field House
 Capacity: 1,892; Year Built: 1984
 AD: James De Stefano
 SID: Richard Coco

GANNON

Erie, PA 16541-0001II

Coach: Jerry Slocum, King's (N.Y.) 1975

2003-04 RESULTS (22-8)

87 Columbia Union ■	61
81 Northern Ky.	88
86 West Va. Wesleyan †	72
70 Edinboro ■	59
101 Roberts Wesleyan ■	76
61 Taylor (Ind.) ■	57
70 Northwood ■	62
68 Findlay ■	70
75 Ashland ■	64
82 Ky. Wesleyan ■	78
77 Daemen ■	67
86 Glenville St. ■	71
83 Cheyney ■	76
77 Lake Superior St.	67
88 Saginaw Valley	83
71 Michigan Tech ■	76
70 Northern Mich. ■	63
67 Ferris St.	74
72 Grand Valley St.	68
42 Mercyhurst	47
77 Hillsdale ■	73
87 Wayne St. (Mich.) ■	65
70 Findlay	68
75 Ashland	67
82 Hillsdale	72
64 Mercyhurst ■	59
46 Wayne St. (Mich.)	69
64 Wayne St. (Mich.) ■	59
59 Michigan Tech †	69
75 Michigan Tech †	81

Nickname: Golden Knights
 Colors: Maroon & Gold
 Arena: Hammermill Center
 Capacity: 2,800; Year Built: 1949
 AD: Griz Zimmermann
 SID: Dan Teliski

GARDNER-WEBB

Boiling Springs, NC 28017I

Coach: Rick Scruggs, Georgia 1979

2003-04 RESULTS (9-20)

74 South Carolina	83
68 Elon †	65
55 Clemson	86
53 Indiana St.	67
65 Kansas St.	68
95 North Greenville ■	66
59 Colorado St.	89
75 Fla. Atlantic ■	95
60 UCF ■	71
59 East Caro.	76
84 Limestone ■	72
58 Troy St. ■	76
56 Mercer	72
64 Georgia St.	92
79 Campbell	62
64 Stetson ■	72
74 Jacksonville ■	62
57 Belmont	68
70 Lipscomb	53
59 Belmont ■	68
61 Lipscomb ■	63
78 Jacksonville	83
48 Stetson	62
60 Georgia St. ■	72
85 Mercer ■	77
84 Campbell ■	69
74 Troy St.	81
79 UCF	87
67 Fla. Atlantic	65

Nickname: Runnin' Bulldogs
 Colors: Scarlet, White & Black
 Arena: Paul Porter Arena
 Capacity: 5,500; Year Built: 1982
 AD: Chuck Burch
 SID: Marc Rabb

GENESEO ST.

Geneseo, NY 14454III

Coach: Steve Minton, Heidelberg 1986

2003-04 RESULTS (20-9)

55 Muskingum †	72
66 Delaware Valley †	52
86 Medaille ■	46
76 Utica/Rome ■	68
61 Oswego St.	64
85 Plattsburgh St.	78
70 Alfred	51
74 Ithaca ■	69
73 Elmira	68
67 Roberts Wesleyan †	74
92 Keuka †	56
75 Rochester Inst. †	68
80 Buffalo St. ■	68
77 Oneonta St.	60
62 New Paltz St.	64
73 Utica/Rome	70
91 New Paltz St. ■	63
80 Oneonta St. ■	60
74 Brockport St.	82
70 Cortland St. ■	64
67 Fredonia St. ■	70
75 Plattsburgh St. ■	73
83 Potsdam St. ■	84
59 Buffalo St.	50
59 Cortland St.	71
67 Cortland St. ■	73
80 Rensselaer	67
72 Clarkson †	51
65 Union (N.Y.)	62

Nickname: Blue Knights
 Colors: Navy Blue & White
 Arena: Alumni Fieldhouse
 Capacity: 3,000; Year Built: 1973
 AD: Marilyn Moore
 SID: George Gagnier

GEORGE FOX

Newberg, OR 97132-2697III

Coach: Mark Sundquist,
 Seattle Pacific 1989

2003-04 RESULTS (7-18)

88 Northwest (Wash.) ■	89
87 Warner Pacific ■	82
73 Northwest Chrst. †	53
76 Concordia (Ore.)	86
94 Northwest (Wash.)	95
82 Ramapo †	78
66 Wartburg †	69
72 Linfield †	105
79 Puget Sound ■	107
67 Pacific Lutheran ■	76
67 Pacific (Ore.) ■	77
67 Lewis & Clark	73
69 Linfield	92
68 Willamette ■	75
97 Multnomah Bible ■	66
84 Whitworth ■	88
78 Whitman ■	71
92 Puget Sound	111
82 Pacific Lutheran	72
64 Linfield ■	70
67 Willamette	75
62 Pacific (Ore.)	68
83 Lewis & Clark ■	76
66 Whitworth	82
69 Whitman	72

Nickname:
 Colors: Navy & Gold
 Arena: Wheeler Sports Center/Miller Gym
 Capacity: 2,750; Year Built: 1977
 AD: Craig Taylor
 SID: Blair Cash

GEORGE MASON

Fairfax, VA 22030I

Coach: Jim Larranaga, Providence 1971

2003-04 RESULTS (23-10)

95 Morehead St. ■	82
64 Maryland	79
92 Iona	83
76 East Caro. ■	65
79 Hartford	58
81 North Carolina	115
96 McNeese St. ■	63
80 Duquesne	70
69 St. Bonaventure ■	55
71 Towson ■	62
71 Old Dominion ■	74
84 William & Mary	71
84 Hofstra	76
56 Va. Commonwealth	80
64 UNC Wilmington	62
74 James Madison ■	70
65 Drexel	83
65 Delaware	74
78 William & Mary ■	62
74 Towson	57
64 James Madison	72
69 Va. Commonwealth ■	57
75 Drexel ■	72
57 Hofstra	67
75 Delaware ■	61
59 UNC Wilmington ■	46
70 Old Dominion	66
65 Delaware †	58
80 UNC Wilmington †	66
54 Va. Commonwealth †	55
58 Tennessee	55
66 Austin Peay ■	60
54 Oregon	68

Nickname: Patriots
 Colors: Green & Gold
 Arena: Patriot Center
 Capacity: 10,000; Year Built: 1985
 AD: Thomas J. O'Connor
 SID: Carlton D. White

GEORGE WASHINGTON

Washington, DC 20052I

Coach: Karl Hobbs, Connecticut 1985

2003-04 RESULTS (18-12)

80 Charlotte	76
76 Florida Int'l ■	67
76 Appalachian St. ■	62
73 William & Mary ■	57
77 Appalachian St.	80
70 West Virginia †	64
91 Gonzaga †	96
76 Towson ■	57
62 Old Dominion	72
67 Fairfield	75
72 Texas	88
81 St. Joseph's	90
78 Temple ■	60
76 Massachusetts	61
74 La Salle ■	57
66 Dayton	74
83 Duquesne ■	63
81 Xavier ■	60
65 Richmond	72
102 St. Bonaventure ■	78
84 Rhode Island ■	72
77 Fordham	66
66 Dayton ■	64
86 Duquesne	63
67 Richmond ■	75
66 Xavier	83
87 La Salle	72
79 Rhode Island †	50
47 Xavier †	70
66 Virginia	79

Nickname: Colonials
 Colors: Buff & Blue
 Arena: Charles E. Smith Center
 Capacity: 5,000; Year Built: 1975
 AD: Jack E. Kvanicz
 SID: Brad Bower

GEORGETOWN

Washington, DC 20057-1121I

Coach: Craig Esherick,
 Georgetown 1978

2003-04 RESULTS (13-15)

83 Grambling ■	36
79 Penn St.	78
81 Coastal Caro. ■	68
63 Delaware St. ■	54
76 Norfolk St. ■	53
71 Davidson ■	53
91 Elon ■	70
89 Howard ■	58
85 Citadel	62
63 Rutgers ■	57
64 Boston College ■	72
58 West Virginia	62
70 Connecticut	94
71 St. John's (N.Y.) ■	69
66 Duke ■	85
50 Providence	65
87 Miami (Fla.)	80
60 Villanova ■	75
80 Miami (Fla.) ■	64
65 Virginia Tech	80
53 Temple	59
58 St. John's (N.Y.)	65
54 Syracuse ■	57
58 Pittsburgh ■	68
48 Seton Hall	75
48 Notre Dame	61
55 Virginia Tech ■	60
57 Boston College †	68

Nickname: Hoyas
 Colors: Blue & Gray
 Arena: MCI Center
 Capacity: 20,600; Year Built: 1997
 AD: Joseph C. Lang
 SID: Bill Shapland

GEORGIA

Athens, GA 30602-1661I

Coach: Dennis Felton, Howard 1985

2003-04 RESULTS (16-14)

78 Western Caro. ■	67
99 Fla. Atlantic ■	84
76 Gonzaga	82
81 Towson ■	51
77 Florida A&M ■	59
60 Winthrop ■	80
61 Clemson †	56
65 South Ala. ■	63
79 Charleston So. ■	59
55 Pittsburgh	76
83 Georgia Tech ■	80
65 Tennessee	89
63 South Carolina ■	84
65 Kentucky	57
42 Alabama ■	45
58 Mississippi St.	71
59 LSU	63
71 Arkansas ■	50
64 Mississippi ■	51
54 Auburn	57
39 Vanderbilt	61
74 Kentucky ■	68
76 Florida ■	62
71 Tennessee ■	60
47 South Carolina	63
55 Florida	63
71 Vanderbilt ■	61
73 Auburn †	59

60 Kentucky †	69
74 Iowa St.	82

Nickname: Bulldogs
 Colors: Red & Black
 Arena: Stegeman Coliseum
 Capacity: 10,523; Year Built: 1963
 AD: Damon Evans
 SID: Tim Hix

GC&SU

Milledgeville, GA 31061II

Coach: Terry Sellers,
 Aub.-Montgomery 1976

2003-04 RESULTS (7-22)

54 Anderson (S.C.) †	70
69 Mars Hill †	51
65 Albany St. (Ga.) ■	79
56 Morehouse ■	83
69 West Ga. ■	78
62 Albany St. (Ga.)	70
78 Montevallo †	86
40 Valdosta St.	58
64 SCAD	63
66 N.C. Central ■	75
81 SCAD ■	75
54 Armstrong Atlantic ■	66
64 Lander ■	68
72 Kennesaw St.	89
81 UNC Pembroke	90
75 North Fla.	70
77 S.C.-Aiken ■	53
59 Kennesaw St. ■	84
68 S.C. Upstate	64
52 North Fla. ■	71
44 Augusta St.	64
78 Columbus St. ■	91
60 Clayton St. ■	74
52 Armstrong Atlantic	77
64 Francis Marion ■	77
57 Columbus St.	85
36 Clayton St.	68
68 S.C. Upstate †	67
62 Columbus St. †	90

Nickname: Bobcats
 Colors: Navy Blue & Hunter Green
 Arena: Centennial Center
 Capacity: 4,071; Year Built: 1989
 AD: Stan Aldridge
 SID: Brad Muller

GA. SOUTHERN

Statesboro, GA 30460-8086I

Coach: Jeff Price, Pikeville 1981

2003-04 RESULTS (21-8)

94 North Ga. ■	55
73 UAB	94
86 Savannah St.	66
88 Mercer ■	78
85 East Tenn. St.	91
78 Wagner	59
91 Southern Miss.	95
96 Tenn. Temple ■	50
79 Cleveland St. †	64
70 Tex. A&M-Corp. Chris	57
97 Fort Valley St. ■	60
81 Wofford ■	63
86 Citadel ■	58
80 Savannah St. ■	58
71 Furman	67
82 Wofford	73
85 Col. of Charleston ■	80
62 Davidson ■	60
82 Chattanooga	74
81 Appalachian St.	77
72 Furman	77
68 Western Caro. ■	65
72 Davidson	82
82 Col. of Charleston	76

79 UNC Greensboro ■	80
83 Elon ■	80
65 Citadel	68
82 Wofford †	69
87 Chattanooga †	90

Nickname: Eagles
 Colors: Blue & White
 Arena: Hanner Fieldhouse
 Capacity: 4,378; Year Built: 1969
 AD: Samuel Q. Baker
 SID: Shawn Reed

GEORGIA ST.

Atlanta, GA 30303-3083I

Coach: Michael Perry, Richmond 1981

2003-04 RESULTS (20-9)

38 Utah	46
79 Anderson (S.C.) ■	62
72 Tulsa †	67
58 Belmont ■	76
89 Lipscomb ■	81
88 South Ala. ■	56
71 Tennessee	87
77 Auburn	72
105 West Fla. ■	73
60 UCF	70
79 Fla. Atlantic	76
89 Campbell ■	68
92 Gardner-Webb ■	64
84 Troy St. ■	83
79 Mercer ■	66
66 Jacksonville	58
93 Stetson	62
55 Mercer	73
75 Jacksonville ■	77
65 Stetson ■	66
69 Troy St.	85
72 Gardner-Webb	60
90 Campbell	67
90 Fla. Atlantic ■	76
63 UCF ■	61
82 Lipscomb	72
72 Belmont	70
55 Stetson †	47
62 Troy St. †	63

Nickname: Panthers
 Colors: Blue, White & Red
 Arena: GSU Sports Arena
 Capacity: 5,000; Year Built: 1972
 AD: Greg Manning
 SID: Charlie Taylor

GEORGIA TECH

Atlanta, GA 30332-0455I

Coach: Paul Hewitt, St. John Fisher 1985

2003-04 RESULTS (28-10)

79 La.-Lafayette ■	45
75 Hofstra ■	56
90 Cornell	69
77 Connecticut †	61
85 Texas Tech †	65
73 Ohio St.	53
94 Tennessee St. ■	43
75 St. Louis †	62
74 Alabama A&M ■	41
79 St. John's (N.Y.) ■	66
90 Marist ■	40
86 Va. Commonwealth ■	65
80 Georgia	83
88 North Carolina	103
75 Virginia ■	57
81 Maryland ■	71
73 Wake Forest	66
72 North Carolina St.	76
76 Clemson	69
74 Duke ■	82
65 Florida St.	81
77 Tennessee	62

88 North Carolina ■	77
80 Virginia	82
75 Maryland	64
76 Wake Forest ■	80
69 North Carolina St. ■	79
79 Clemson	60
76 Duke	68
63 Florida St. ■	60
83 North Carolina †	82
71 Duke †	85
65 Northern Iowa †	60
57 Boston College †	54
72 Nevada †	67
79 Kansas †	71
67 Oklahoma St. †	65
73 Connecticut †	82

Nickname: Yellow Jackets
 Colors: Old Gold, White, Navy Blue
 Arena: Alexander Memorial Coliseum
 Capacity: 9,191; Year Built: 1956
 AD: David T. Braine
 SID: Mike Stamus

GETTYSBURG

Gettysburg, PA 17325-1668III

Coach: George Petrie,
 Lebanon Valley 1972

2003-04 RESULTS (15-13)

64 Delaware Valley ■	49
59 Muskingum ■	57
79 York (Pa.)	71
54 Messiah ■	72
61 McDaniel ■	53
72 Frank. & Marsh.	74
60 Navy	61
57 Susquehanna †	66
84 Scranton	60
67 Johns Hopkins	70
69 Muhlenberg ■	52
68 Washington (Md.)	77
72 Haverford ■	53
62 Swarthmore ■	68
81 Ursinus ■	73
60 McDaniel	42
78 Dickinson ■	56
63 Haverford	56
56 Frank. & Marsh. ■	68
70 Muhlenberg	50
74 Ursinus	75
77 Washington (Md.) ■	71
57 Johns Hopkins ■	60
67 Swarthmore	63
59 Dickinson	74
77 Haverford ■	75
49 Frank. & Marsh.	75
65 DeSales	72

Nickname: Bullets
 Colors: Orange & Blue
 Arena: Bream Gymnasium
 Capacity: 3,000; Year Built: 1962
 AD: David Wright
 SID: Matt Daskivich

GLENVILLE ST.

Glenville, WV 26351II

Coach: Chad Hankinson, West Virginia

2003-04 RESULTS (10-18)

90 Slippery Rock	93
82 Pitt.-Johnstown ■	68
67 Johnson Smith †	76
66 Winston-Salem	79
72 St. Vincent	85
68 Ky. Wesleyan	100
71 Gannon	86
88 Ferris St. †	84
85 Lees-McRae	87
80 Ohio Valley	74
76 Fairmont St.	62

66	Wheeling Jesuit ■	77
64	Salem Int'l ■	77
102	Concord	108
86	West Virginia St.	90
69	Charleston (W.V.) ■	86
100	Bluefield St. ■	81
77	West Va. Tech	64
91	West Liberty St. ■	80
86	Shepherd	95
100	Davis & Elkins ■	80
80	West Va. Wesleyan ■	76
72	Alderson-Broadbudd	91
71	Shepherd ■	85
64	West Va. Wesleyan	60
74	Davis & Elkins	77
70	Alderson-Broadbudd ■	94
77	Shepherd	89

Nickname: Pioneers
 Colors: Royal Blue & White
 Arena: Jesse Lilly Gym
 Capacity: 1,600; Year Built: 1950
 AD: Greg Bamberger
 SID: Dwaine Osborne

GOLDEY-BEACOM

Wilmington, DE 19808.....II

Coach: Chuck Hammond,
 Philadelphia U. 1999

2003-04 RESULTS (4-23)

76	Philadelphia U.	98
63	East Stroudsburg ■	72
56	West Chester	87
65	N.J. Inst. of Tech. †	79
74	Holy Family ■	77
77	Rowan ■	72
57	West Chester ■	80
78	Bloomfield ■	86
77	Caldwell ■	83
81	Teikyo Post ■	110
67	Felician	93
58	Dominican (N.Y.) ■	77
82	Wilmington (Del.)	76
69	Phila. Sciences ■	82
68	Nyack	88
62	Holy Family	76
50	N.J. Inst. of Tech. ■	73
106	Bloomfield	101
52	Kutztown	95
91	Wilmington (Del.) ■	80
68	Dominican (N.Y.)	81
64	Caldwell	86
84	Felician ■	96
81	Teikyo Post	112
64	Phila. Sciences	85
58	Nyack ■	65
70	N.J. Inst. of Tech.	84

Nickname: Lightning
 Colors: Navy, Gold & White
 Arena: MBNA America Hall Gymnasium
 Capacity: 1,000; Year Built: 1998
 AD: Chris Morgan
 SID: Lynne Nathan, ATC

GONZAGA

Spokane, WA 99258-0066.....I

Coach: Mark Few, Oregon 1987

2003-04 RESULTS (28-3)

66	St. Joseph's †	73
84	Idaho ■	63
90	Denver ■	58
82	Georgia ■	76
86	Washington	62
82	Maryland †	68
96	George Washington †	91
87	Missouri †	80
80	Stanford †	87
96	Washington St. ■	58
70	Eastern Wash. ■	49
88	Montana ■	67

87	Pepperdine	70
74	Loyola Marymount	60
92	San Francisco ■	50
75	St. Mary's (Cal.) ■	61
80	Portland	65
85	San Diego	73
79	Santa Clara	63
93	Pepperdine ■	73
87	Loyola Marymount ■	57
71	San Francisco	48
79	St. Mary's (Cal.)	60
79	Portland ■	69
76	Tulsa	56
97	San Diego ■	78
80	Santa Clara ■	64
63	Santa Clara	62
84	St. Mary's (Cal.) †	71
76	Valparaiso †	49
72	Nevada †	91

Nickname: Bulldogs, Zags
 Colors: Blue, White & Red
 Arena: The Kennel
 Capacity: 4,000; Year Built: 1960
 AD: Michael L. Roth
 SID: Oliver Pierce

GORDON

Wenham, MA 01984-1899III

Coach: Mike Schauer,
 Wheaton (Ill.) 1993

2003-04 RESULTS (14-12)

72	Amherst	104
66	Salve Regina †	55
90	Newbury ■	80
85	Connecticut Col.	61
70	MIT ■	77
85	Nichols	78
61	Salem St.	82
71	Mass.-Dartmouth †	73
63	Northwestern (Iowa) †	71
57	Bates	75
66	Curry ■	56
78	Colby-Sawyer ■	72
73	Wentworth Inst.	65
68	Salve Regina ■	65
56	Endicott ■	62
73	Eastern Nazarene	80
67	Colby-Sawyer	69
63	New England	67
80	New England Col. ■	62
65	Roger Williams ■	58
62	Endicott	76
76	Anna Maria	55
77	Wentworth Inst. ■	68
58	New England ■	52
77	New England Col.	71
61	Roger Williams	86

Nickname: Fighting Scots
 Colors: Blue & White
 Arena: Bennett Center
 Capacity: 2,300; Year Built: 1996
 AD: Joe Hakes
 SID: Steve Leonard

GOUCHER

Towson, MD 21204-2794III

Coach: Leonard Trevino,
 Texas Tech 1987

2003-04 RESULTS (13-13)

77	Hiram †	56
71	Penn St.-Behrend	73
68	Roanoke †	72
68	Guilford †	65
72	St. Mary's (Md.) ■	63
68	Marymount (Va.) ■	84
60	DeSales ■	63
85	Susquehanna ■	80
65	Frank. & Marsh. ■	64
78	Montclair St. †	88

75	Southern Me. †	59
81	Apprentice	76
67	York (Pa.)	79
65	Gallaudet	63
68	Salisbury	65
64	Catholic ■	79
67	Mary Washington ■	89
70	Marymount (Va.)	53
65	St. Mary's (Md.)	71
68	Gallaudet ■	54
60	York (Pa.) ■	64
73	Salisbury ■	70
60	Mary Washington	82
62	Catholic	72
68	Marymount (Va.)	65
51	Catholic	62

Nickname: Gophers
 Colors: Blue & Gold
 Arena: Sports/Recreation Center
 Capacity: 1,200; Year Built: 1991
 AD: Geoffrey Miller
 SID: Mike Sanders

GRAMBLING

Grambling, LA 71245I

Coach: Larry Wright, Grambling 1982

2003-04 RESULTS (11-18)

36	Georgetown	83
46	Arkansas	64
56	Auburn †	105
113	Wiley ■	95
55	Marquette	71
102	Texas Col. ■	88
50	Stephen F. Austin	68
35	St. Louis	73
101	Texas A&M	103
71	TCU	99
53	Alabama St. ■	60
86	Alabama A&M ■	60
63	Southern U.	73
75	Alcorn St.	61
50	Texas Southern ■	52
66	Prairie View ■	70
64	Jackson St.	83
78	Ark.-Pine Bluff	55
83	Mississippi Val.	69
73	Southern U. ■	70
77	Alcorn St. ■	78
90	Texas Southern	99
80	Prairie View	61
75	Jackson St. ■	65
74	Ark.-Pine Bluff ■	59
65	Mississippi Val. ■	72
52	Alabama St.	66
81	Alabama A&M	76
80	Alabama A&M †	86

Nickname: Tigers
 Colors: Black & Gold
 Arena: Tiger Memorial Gym
 Capacity: 4,500; Year Built: 1954
 AD: Albert Dennis
 SID: Peter G. Forest

GRAND CANYON

Phoenix, AZ 85017II

Coach: Leighton McCrary,
 Philander Smith 1974

2003-04 RESULTS (3-24)

70	Western St. ■	50
58	Fort Lewis ■	59
78	UC San Diego ■	82
57	Northwest Nazarene ■	60
62	UC San Diego	56
71	St. Anselm ■	83
63	Wayne St. (Mich.) ■	79
58	Cal St. Dom. Hills	78
43	Cal St. L.A.	61
66	Cal St. San B'dino ■	88

55	Cal Poly Pomona ■	74
72	Cal St. Chico ■	87
48	UC Davis ■	66
59	Cal St. Bakersfield	79
69	Cal St. Stanislaus	76
61	San Fran. St. ■	59
52	Sonoma St. ■	60
59	Sonoma St.	68
53	San Fran. St.	72
51	Cal St. Stanislaus ■	79
67	Cal St. Bakersfield ■	85
69	UC Davis	85
50	Cal St. Chico	93
58	Cal St. L.A. ■	71
70	Cal St. Dom. Hills ■	74
58	Cal Poly Pomona	77
69	Cal St. San B'dino	90

Nickname: Antelopes
 Colors: Purple & White
 Arena: Antelope Gym
 Capacity: 2,000; Year Built: 1994
 AD: John Pierson
 SID: Vincent Briedis

GRAND VALLEY ST.

Allendale, MI 49401II

Coach: Terry Smith, Michigan St. 1984

2003-04 RESULTS (14-13)

69	Finlandia ■	67
71	Indianapolis ■	72
83	Lewis ■	74
80	Rochester College ■	63
71	Hope †	58
76	Calvin †	74
94	Ashland	84
81	Lake Superior St. ■	72
63	Quincy	61
69	Truman †	53
67	St. Joseph's (Ind.)	66
82	Ferris St.	88
69	Wayne St. (Mich.)	76
79	Hillsdale	88
80	Mercyhurst ■	81
68	Gannon ■	72
98	Saginaw Valley	75
74	Findlay ■	83
83	Northwood ■	92
45	Northern Mich.	48
67	Michigan Tech	84
79	Lake Superior St.	67
86	Saginaw Valley ■	83
78	Ferris St. ■	91
62	Northwood	73
83	Michigan Tech ■	63
62	Northern Mich. ■	65

Nickname: Lakers
 Colors: Blue, Black & White
 Arena: Grand Valley Field House
 Capacity: 4,010; Year Built: 1982
 AD: Tim W. Selgo
 SID: Tim Nott

GREEN MOUNTAIN

Poultney, VT 05764II

Coach: James Graffam,
 Southern Me. 1972

2003-04 RESULTS (6-17)

69	Caldwell ■	81
74	St. Rose †	101
89	St. Michael's	103
108	Paul Smith	81
71	St. Joseph (Vt.) ■	68
62	Wesleyan (Conn.) †	78
77	St. Joseph (Vt.)	72
93	Lyndon St.	95
89	Teikyo Post	119
59	Stonehill	95
57	Columbus St. †	112
52	North Fla.	102

89	St. Joseph (Vt.)	85
70	Mont. St.-Billings	124
49	Mont. St.-Billings	131
76	New England Col. ■	79
98	Paul Smith ■	80
74	Middlebury ■	83
72	Lyndon St.	104
72	Castleton St.	86
86	Johnson St.	76
55	Dominican (N.Y.) ■	86
74	Teikyo Post ■	105

Nickname: Eagles
 Colors: Green & Gold
 AD: Chris Gilmore
 SID: To be named

GREENSBORO

Greensboro, NC 27401-1875 ...III

Coach: Lynn Ramage,
 West Liberty St. 1992

2003-04 RESULTS (12-13)

75	Piedmont	81
59	Huntingdon †	75
49	Furman	74
41	UNC Greensboro	69
63	Guilford ■	75
57	Gwynedd-Mercy †	69
59	Lynchburg	54
64	Hampden-Sydney ■	66
57	Catholic	69
80	Tufts †	58
55	Methodist ■	54
98	Averett	94
64	Ferrum ■	51
65	N.C. Wesleyan ■	62
59	Shenandoah	69
78	Chris. Newport	69
72	Methodist	81
90	Averett ■	75
56	Ferrum	53
83	Chowan	76
90	N.C. Wesleyan	95
76	Chowan ■	72
77	Chris. Newport ■	74
58	Shenandoah ■	62
78	Chowan †	80

Nickname: The Pride
 Colors: Green, White & Silver
 Arena: Hanes Gymnasium
 Capacity: 850; Year Built: 1964
 AD: Kim A. Strable
 SID: Bob Lowe

GREENVILLE

Greenville, IL 62246III

Coach: George Barber, Asbury 1986

2003-04 RESULTS (19-8)

75	Concordia (Ill.)	53
75	Dominican (Ill.) †	66
80	McKendree	98
98	St. Louis Pharmacy ■	81
92	St. Louis Christian ■	51
109	Sanford Brown ■	74
81	Eureka ■	67
126	Lincoln Chrst.	118
71	Washington-St. Louis	91
48	Morehead St.	96
80	Robert Morris-Chicag	82
93	MacMurray ■	91
80	Webster	74
75	Westminster (Mo.) ■	65
117	Fontbonne ■	120
87	Maryville (Mo.)	77
87	Blackburn ■	66
85	Principia ■	83
104	MacMurray	83
85	Webster ■	80
92	Westminster (Mo.)	80

107	Fontbonne	114
79	Maryville (Mo.) ■	86
78	Blackburn	53
75	Principia	67
99	Trinity Int'l ■	85
82	Bethel (Ind.)	102

Nickname: Panthers
 Colors: Orange & Black
 Arena: H.J. Long Gymnasium
 Capacity: 2,000; Year Built: 1960
 AD: Doug Faulkner
 SID: B.J. Schneck

GRINNELL

Grinnell, IA 50112III

Coach: David Arseneault, Colby 1976

2003-04 RESULTS (18-6)

144	Martin Luther	103
135	Northwestern (Iowa) ■	128
127	William Penn	116
119	Lake Forest ■	103
141	Grand View ■	127
147	St. Joseph's (Me.) †	103
116	Colby	77
143	Mt. Mercy ■	113
141	Illinois Col. ■	92
147	Monmouth (Ill.)	136
122	Ripon ■	120
114	St. Norbert ■	111
98	Knox	86
129	Carroll (Wis.)	134
111	Lawrence	125
155	Beloit ■	138
138	Carroll (Wis.) ■	133
152	Monmouth (Ill.) ■	76
113	St. Norbert	114
87	Ripon	129
108	Knox ■	105
88	Lake Forest	109
127	Illinois Col.	114
127	Carroll (Wis.) †	143

Nickname: Pioneers
 Colors: Scarlet & Black
 Arena: Darby Gym
 Capacity: 1,250; Year Built: 1942
 AD: Diane (Dee) Fairchild
 SID: Jenny Wood

GROVE CITY

Grove City, PA 16127-2104III

Coach: Steve Lamie, Grove City 1985

2003-04 RESULTS (14-13)

62	Carnegie Mellon ■	79
82	Allegheny †	59
59	Penn St.-Behrend	66
77	Medaille ■	56
54	Case Reserve	87
67	Kenyon	59
62	Denison ■	67
57	Muskingum ■	61
48	Mount Union ■	74
63	La Roche	73
78	Pitt-Greensburg ■	66
63	St. Mary's (Md.) †	58
38	Moravian	70
87	Geneva ■	85
51	Bethany (W.V.) ■	68
86	Westminster (Pa.)	91
73	Thiel ■	66
65	Waynesburg ■	55
80	Wash. & Jeff.	77
70	Frostburg St.	75
72	Bethany (W.V.)	80
100	Westminster (Pa.) ■	95
75	Thiel	64
70	Waynesburg	58
82	Wash. & Jeff. ■	72
71	Wash. & Jeff.	61
71	Bethany (W.V.)	78

Nickname: Wolverines
 Colors: Crimson and White
 Arena: College Arena
 Capacity: 1,800; Year Built: 1953
 AD: Donald L. Lyle
 SID: Joe Klimchak

GUILFORD

Greensboro, NC 27410-4173 ...III

Coach: Tom Palombo,
 Va. Wesleyan 1989

2003-04 RESULTS (15-11)

98	Catholic †	96
54	Frank. & Marsh.	90
73	North Central †	79
65	Goucher †	68
75	Greensboro	63
50	Wash. & Lee ■	59
63	Hampden-Sydney	105
90	Emory & Henry ■	81
74	Hiram ■	68
77	Lynchburg	69
102	Marymount (Va.) ■	79
63	Randolph-Macon ■	69
66	Va. Wesleyan ■	74
83	Roanoke ■	69
95	East. Mennonite	79
76	Bridgewater (Va.)	73
69	Lynchburg ■	56
79	Va. Wesleyan	75
51	Randolph-Macon	88
74	Hampden-Sydney ■	71
86	Bridgewater (Va.) ■	77
109	East. Mennonite ■	67
79	Wash. & Lee	44
90	Roanoke	96
95	Emory & Henry	106
86	Va. Wesleyan †	89

Nickname: Quakers
 Colors: Crimson & Gray
 Arena: Ragan-Brown Field House
 Capacity: 2,500; Year Built: 1980
 AD: Marion Kirby
 SID: Dave Walters

GUST. ADOLPHUS

St. Peter, MN 56082-1498III

Coach: Mark Hanson,
 Gust. Adolphus 1983

2003-04 RESULTS (22-6)

55	Luther ■	59
59	Buena Vista	63
74	Carthage	61
66	Augsburg ■	42
76	Concordia-M'head ■	56
86	St. Olaf	48
79	Concordia (Cal.) †	80
84	Thomas More †	72
77	Hamline	52
54	Macalester	66
70	St. Thomas (Minn.) ■	61
66	St. Mary's (Minn.)	58
72	St. John's (Minn.) ■	51
74	Bethel (Minn.)	44
59	Carleton ■	51
71	Augsburg	52
72	Concordia-M'head	54
61	St. Olaf ■	50
62	Hamline ■	43
73	Macalester	72
56	St. Thomas (Minn.)	61
64	St. Mary's (Minn.) ■	52
83	St. John's (Minn.)	73
65	Bethel (Minn.) ■	49
66	Carleton	46
76	Bethel (Minn.) ■	59
75	Macalester ■	69
55	Wis.-Stevens Point ■	66

Nickname: Golden Gusties
 Colors: Black & Gold
 Arena: Gus Young Court
 Capacity: 3,000; Year Built: 1984
 AD: Alan Molde
 SID: Tim Kennedy

GWYNEDD-MERCY

Gwynedd Valley, PA
 19437-0901III

Coach: John Baron, York (Pa.) 1995

2003-04 RESULTS (26-3)

71	Rowan ■	61
81	Palm Beach Atl.	73
75	Dakota Wesleyan †	64
80	Wesley	65
69	Greensboro †	57
60	Neumann ■	62
74	Chestnut Hill ■	71
75	Medgar Evers	59
75	Widener	73
90	FDU-Florham	73
67	Arcadia	60
79	Eastern ■	43
73	Cabrini	56
76	Neumann	69
89	Marywood ■	57
78	Alvernia	86
83	Misericordia	74
80	Wesley ■	68
72	Arcadia ■	57
87	Cabrini ■	63
71	Misericordia ■	56
109	Villa Julie	80
94	Eastern	63
78	Alvernia ■	68
105	Marywood	79
62	Eastern	50
83	Alvernia ■	62
74	Catholic ■	72
74	Frank. & Marsh.	92

Nickname: Griffins
 Colors: Cardinal & Gold
 Arena: Griffin Complex
 Capacity: 1,200; Year Built: 1991
 AD: Keith Mondillo
 SID: Paul Murphy

HAMILTON

Clinton, NY 13323III

Coach: Tom Murphy, Springfield 1960

2003-04 RESULTS (19-8)

77	Utica/Rome ■	62
75	Pomona-Pitzer †	71
79	Claremont-M-S	71
77	Middlebury	84
60	Utica	54
94	Cazenovia ■	65
88	Worcester St. ■	58
93	Wash. & Jeff. ■	69
83	Hartwick	62
71	Rensselaer	79
64	Vassar	50
63	Williams ■	77
74	Union (N.Y.) ■	57
83	Skidmore ■	86
74	Hobart ■	73
80	Clarkson ■	85
83	St. Lawrence ■	59
64	Skidmore	78
90	Union (N.Y.)	80
92	Hobart	76
86	Vassar ■	58
79	Rensselaer ■	74
91	St. Lawrence	99
97	Clarkson	73
79	Clarkson ■	68
104	Rensselaer ■	93
83	St. John Fisher ■	90

Nickname: Continentals
 Colors: Buff & Blue
 Arena: Margaret Bundy Scott Fiel
 Capacity: 2,500; Year Built: 1978
 AD: David Thompson
 SID: Jim Taylor

HAMLIN

St. Paul, MN 55104III

Coach: Tom Gilles, Iowa 1986

2003-04 RESULTS (6-19)

64	Schreiner	70
58	Texas Lutheran	53
69	St. Scholastica	76
62	Crown ■	46
58	St. Mary's (Minn.)	55
43	St. John's (Minn.)	67
62	St. Thomas (Minn.) ■	59
72	Bethel (Minn.)	78
67	Northland ■	62
52	Gust. Adolphus ■	77
65	Augsburg	63
50	Carleton	58
72	Concordia-M'head ■	77
67	Macalester	84
66	St. Olaf ■	70
57	St. Mary's (Minn.) ■	60
54	St. John's (Minn.) ■	61
54	St. Thomas (Minn.)	58
53	Bethel (Minn.) ■	59
43	Gust. Adolphus	62
59	Augsburg ■	66
63	Carleton ■	69
47	Concordia-M'head	87
61	Macalester ■	71
64	St. Olaf	72

Nickname: Pipers
 Colors: Red & Gray
 Arena: Hutton Fieldhouse
 Capacity: 2,000
 AD: Dan O'Brien
 SID: Troy Mallat

HAMPDEN-SYDNEY

Hampden-Sydney, VA 23943III

Coach: Ryan "Bubba" Smith,
 Furman 2000

2003-04 RESULTS (25-5)

93	Neumann ■	60
82	Southwestern (Tex.) ■	64
87	Ferrum	59
80	Longwood	76
105	Guilford ■	63
95	Arcadia ■	47
81	Apprentice ■	61
96	Emory & Henry ■	67
66	Greensboro	64
92	East. Mennonite	57
69	Bridgewater (Va.) ■	54
64	Randolph-Macon	70
79	Roanoke	69
69	Wash. & Lee	56
72	Va. Wesleyan ■	67
78	Emory & Henry	81
81	Lynchburg ■	59
95	East. Mennonite ■	55
87	Bridgewater (Va.)	84
71	Guilford	74
76	Wash. & Lee ■	45
81	Roanoke ■	61
80	Lynchburg	57
71	Randolph-Macon ■	68
80	Va. Wesleyan	86
88	Roanoke †	72
91	Emory & Henry †	83
75	Va. Wesleyan †	69
74	Elizabethtown ■	71
76	Frank. & Marsh	78

Nickname: Tigers
 Colors: Garnet & Gray
 Arena: S. Douglas Fleet Gym
 Capacity: 2,500; Year Built: 1979
 AD: Joseph E. Bush
 SID: Donnie Turlington

HAMPTON

Hampton, VA 23668I

Coach: Bobby Collins, Eastern Ky. 1991

2003-04 RESULTS (13-17)

68	La Salle †	64
65	Wichita St. †	68
52	Monmouth †	64
51	Va. Commonwealth ■	67
82	Akron ■	96
70	Davidson	83
57	Southern Miss. †	59
74	Winthrop	84
73	Norfolk St. ■	63
79	William & Mary	72
53	East Caro.	77
42	Richmond	73
66	South Carolina St. ■	68
80	N.C. A&T ■	57
81	Florida A&M	87
77	Bethune-Cookman	67
75	Md.-East. Shore ■	62
56	Delaware St.	65
60	Howard	53
75	Coppin St. ■	72
63	Morgan St.	64
55	South Carolina St.	83
85	N.C. A&T	58
59	Florida A&M ■	77
80	Bethune-Cookman ■	58
79	Md.-East. Shore	71
85	Howard ■	79
74	Delaware St. ■	68
70	Norfolk St.	77
71	Florida A&M †	72

Nickname: Pirates
 Colors: Royal Blue & White
 Arena: Convocation Center
 Capacity: 7,200; Year Built: 1993
 AD: Malcolm Avery
 SID: Jamar Ross

HANOVER

Hanover, IN 47243-0108III

Coach: Mike Beitzel, Wooster 1968

2003-04 RESULTS (26-2)

74	Webster	45
76	Maryville (Mo.) †	63
85	Wabash ■	58
74	Olivet ■	39
63	Wis.-Eau Claire ■	56
76	Earlham ■	50
62	Rose-Hulman ■	46
63	Ill. Wesleyan	54
87	Baldwin-Wallace †	82
61	Wooster	68
83	Thomas More	78
77	Franklin ■	69
83	Bluffton ■	54
64	Anderson (Ind.)	55
78	Manchester	75
55	Transylvania ■	51
68	Defiance ■	44
56	Mt. St. Joseph	44
69	Bluffton	67
60	Anderson (Ind.) ■	44
68	Manchester ■	52
71	Transylvania	56
64	Defiance	63
65	Mt. St. Joseph ■	44
60	Franklin	47
79	Defiance ■	54
61	Franklin	48
67	Ill. Wesleyan ■	77

Nickname: Panthers
 Colors: Red & Blue
 Arena: John Collier Arena
 Capacity: 2,000; Year Built: 1995
 AD: Lynn Hall
 SID: To be named

HARDIN-SIMMONS

Abilene, TX 79698III

Coach: Dylan Howard, UAB 1989

2003-04 RESULTS (7-18)

75	Texas-Dallas ■	66
76	Lamar	110
70	Ozarks (Ark.) ■	85
67	Austin ■	78
64	Texas-Tyler	76
49	North Texas	109
87	McMurry	85
70	Texas-Dallas	75
79	East Tex. Baptist ■	88
86	LeTourneau ■	84
62	Louisiana Col.	72
44	Mississippi Col.	57
69	Mary Hardin-Baylor ■	66
81	Concordia-Austin ■	79
63	Sul Ross St.	97
70	Howard Payne	74
69	Schreiner	79
61	Texas Lutheran	73
63	McMurry ■	71
82	Schreiner ■	59
57	Texas Lutheran ■	63
58	Mary Hardin-Baylor	67
77	Concordia-Austin	82
89	Sul Ross St. ■	82
65	Howard Payne ■	72

Nickname: Cowboys
 Colors: Purple & Gold
 Arena: Mabee Complex
 Capacity: 3,003; Year Built: 1979
 AD: John Neese
 SID: Chad Grubbs

HARDING

Searcy, AR 72149-0001II

Coach: Jeff Morgan,
 West Tex. A&M 1989

2003-04 RESULTS (18-10)

83	St. Edward's	58
74	Tex. A&M-Commerce †	71
87	Ark. Baptist ■	75
81	Arkansas St.	87
81	Okla. Sci. & Arts ■	74
56	Ark.-Little Rock	90
93	Drury ■	87
89	Southwest Baptist ■	77
81	Montevallo †	74
81	Ala.-Huntsville	85
68	Drury	71
90	Delta St. ■	79
53	Ark.-Monticello	51
75	Southern Ark.	74
85	Central Ark. ■	68
68	Christian Bros.	82
71	Ouachita Baptist ■	76
98	Arkansas Tech	73
68	Henderson St. ■	72
86	Delta St.	105
76	Ark.-Monticello ■	78
89	Southern Ark. ■	64
82	Central Ark.	81
73	Christian Bros. ■	61
83	Ouachita Baptist	73
88	Arkansas Tech ■	76
78	Henderson St.	66
77	West Ga. †	78

Nickname: Bisons
 Colors: Black & Gold

Arena: Rhodes Fieldhouse
 Capacity: 3,000; Year Built: 1949
 AD: Greg Harnden
 SID: Scott Goode

HARTFORD

West Hartford, CT 06117-1599 ..I

Coach: Larry Harrison, Pittsburgh 1978

2003-04 RESULTS (12-17)

74	Concordia (N.Y.) ■	55
72	Massachusetts	66
63	Long Island	64
58	George Mason ■	79
49	North Carolina St.	78
52	Drexel †	72
68	Sam Houston St. †	66
63	Maine	87
70	Brown ■	63
48	Boston U. ■	59
54	UMBC	78
59	Northeastern	76
69	Stony Brook ■	55
60	Binghamton ■	56
78	Dartmouth	68
57	Albany (N.Y.) ■	48
85	New Hampshire	55
68	Binghamton	75
64	Maine ■	75
45	Boston U.	78
61	Northeastern ■	73
62	Stony Brook	70
45	Vermont ■	47
59	Albany (N.Y.)	77
60	Vermont	83
80	New Hampshire ■	71
65	UMBC ■	55
79	Northeastern †	74
48	Vermont †	61

Nickname: Hawks
 Colors: Scarlet & White
 Arena: The Chase Family Arena
 Capacity: 3,977; Year Built: 1990
 AD: Patricia Meiser-Mc Knett
 SID: David Longolucco

HARTWICK

Oneonta, NY 13820-4020III

Coach: Paul Culp, St. Michael's 1993

2003-04 RESULTS (2-22)

58	St. Joseph's (L.I.)	60
53	Skidmore ■	57
56	Vassar ■	53
59	Union (N.Y.)	84
56	Embry-Riddle	79
52	Penn St.-Behrend †	68
65	Cortland St.	97
55	St. John Fisher	70
55	Alfred	74
62	Hamilton ■	83
63	Utica ■	76
76	Oneonta St. ■	89
56	Elmira	63
49	Ithaca	84
48	Nazareth ■	60
52	Rochester Inst. ■	66
58	Alfred ■	63
40	St. John Fisher ■	78
64	Rochester Inst.	77
42	Nazareth	86
45	Hobart	96
71	Ithaca ■	69
53	Elmira ■	67
57	Utica	76

Nickname: Hawks
 Colors: Royal Blue & White
 Arena: Binder PE Center
 Capacity: 1,800; Year Built: 1968
 AD: Elizabeth Powell
 SID: Mike Chilson

HARVARD

Boston, MA 02163-1012I

Coach: Frank Sullivan,
Westfield St. 1973

2003-04 RESULTS (4-23)

60	Fairfield ■	65
59	Holy Cross	67
75	New Hampshire ■	81
78	Maine ■	89
79	Lehigh	88
42	Boston U.	86
60	Colgate ■	78
42	Vermont	48
58	Northeastern	61
95	Rider ■	101
59	Stanford	100
58	San Jose St.	53
54	Dartmouth	56
60	Dartmouth ■	49
69	Sacred Heart	91
79	Cornell ■	91
67	Columbia ■	78
69	Pennsylvania	104
50	Princeton	58
67	Brown ■	91
78	Yale ■	71
57	Columbia	66
81	Cornell	78
62	Yale	80
83	Brown	100
51	Princeton ■	60
56	Pennsylvania ■	77

Nickname: Crimson
Colors: Crimson, Black & White
Arena: Lavietes Pavilion
Capacity: 2,195; Year Built: 1926
AD: Robert L. Scalise
SID: Chuck Sullivan

HAVERFORD

Haverford, PA 19041-1392III

Coach: Michael Mucci, Villanova 1977

2003-04 RESULTS (12-13)

70	Rensselaer †	49
78	Whittier ■	75
90	Catholic	98
61	Southwestern (Tex.)	80
55	Trinity (Tex.) †	71
61	Muhlenberg	67
67	Frank. & Marsh. ■	69
62	Davidson	79
81	Ursinus	72
76	McDaniel ■	60
61	Johns Hopkins	68
53	Gettysburg	72
59	Dickinson	34
92	Washington (Md.) ■	74
59	Frank. & Marsh.	81
70	Swarthmore ■	74
56	Gettysburg ■	63
79	Muhlenberg ■	46
79	McDaniel	63
94	Washington (Md.)	90
69	Johns Hopkins ■	49
74	Ursinus ■	96
78	Dickinson ■	59
59	Swarthmore	55
75	Gettysburg	77

Nickname: Fords
Colors: Scarlet & Black
Arena: Alumni Field House
Capacity: 1,200; Year Built: 1957
AD: Gregory Kannerstein
SID: John Douglas

HAWAII

Honolulu, HI 96822-2370I

Coach: Riley Wallace,
Centenary (La.) 1964

2003-04 RESULTS (21-12)

51	UC Santa Barb. ■	57
56	Santa Clara †	43
68	Chaminade †	54
72	Dayton †	82
70	Oregon St. ■	67
97	Texas Southern ■	67
92	New Orleans ■	64
94	Lamar ■	88
82	IUPUI ■	64
50	Fairfield ■	49
58	Fresno St. ■	69
60	Nevada ■	53
83	San Jose St.	76
66	Southern Methodist	65
67	Louisiana Tech	60
85	UTEP ■	63
64	Boise St. ■	58
73	Rice	76
73	Tulsa	71
56	San Jose St. ■	55
61	Louisiana Tech ■	62
62	Southern Methodist ■	59
57	Boise St.	74
62	Southern Ill.	66
62	UTEP	71
92	Tulsa ■	62
91	Rice	77
64	Nevada	77
60	Fresno St.	69
68	Rice †	70
85	Utah St.	74
84	Nebraska ■	83
73	Michigan	88

Nickname: Warriors
Colors: Green, Black, Silver & White
Arena: Stan Sheriff Center
Capacity: 10,300; Year Built: 1994
AD: Herman R. Frazier
SID: Derek Inouchi

HAWAII PACIFIC

Honolulu, HI 96813II

Coach: Russell Dung, Chaminade 1979

2003-04 RESULTS (9-17)

72	Alas. Anchorage	101
85	Eastern Ore. †	90
67	Alas. Anchorage	80
86	Humboldt St. ■	87
71	Adams St. ■	74
76	Hawaii-Hilo ■	85
76	BYU-Hawaii	86
83	Notre Dame de Namur ■	65
73	Alas. Anchorage ■	76
81	Doane ■	68
71	Southwestern (Kan.) ■	70
107	Mont. St.-Billings ■	92
86	Mont. St.-Billings ■	89
78	Western N.M. ■	71
73	Hawaii-Hilo	88
84	Hawaii-Hilo	77
69	BYU-Hawaii	70
65	BYU-Hawaii ■	83
75	Hawaii-Hilo ■	64
72	Chaminade	76
63	Western N.M.	86
71	Western N.M.	60
83	Mont. St.-Billings	104
83	Chaminade ■	78
77	Chaminade ■	101
80	BYU-Hawaii	97

Nickname: Sea Warriors
Colors: Columbia Blue, Kelly Green, White

Arena: Neal Blaisdell Center
Capacity: 7,500
AD: Russell Dung
SID: Jarnett Lono

HAWAII-HILO

Hilo, HI 96720-4091II

Coach: Jeff Law, Plattsburgh St. 1985

2003-04 RESULTS (16-9)

78	St. Martin's	75
71	Cal St. Stanislaus	80
59	Cal St. Monterey Bay	54
50	Dartmouth ■	48
58	Rider ■	56
74	Quinnipiac ■	85
85	Hawaii Pacific	76
91	Cal St. Monterey Bay ■	65
96	Wayne St. (Neb.) ■	75
106	Milligan ■	79
56	Chaminade	52
91	Chaminade	77
88	Hawaii Pacific ■	73
77	Hawaii Pacific	84
84	Mont. St.-Billings	94
79	Mont. St.-Billings	100
70	Western N.M.	77
64	Hawaii Pacific	75
88	BYU-Hawaii ■	74
89	Western N.M. ■	74
101	Western N.M. ■	59
84	Mont. St.-Billings ■	79
62	BYU-Hawaii	80
84	BYU-Hawaii	72
85	Chaminade ■	87

Nickname: Vulcans
Colors: Red, White & Blue
Arena: Afook-Chinen Civic Center
Capacity: 3,000; Year Built: 1955
AD: Kathleen McNally
SID: Kelly Leong

HEIDELBERG

Tiffin, OH 44883-2462III

Coach: Duane Sheldon,
Baldwin Wallace 1993

2003-04 RESULTS (6-21)

73	Oberlin ■	78
89	York (Pa.) ■	74
90	Defiance	94
84	Bluffton	81
72	Otterbein	96
61	Wilmington (Ohio)	63
61	Muskingum ■	68
61	Mount Union ■	79
59	Fontbonne †	70
34	Findlay	86
79	John Carroll	80
76	Marietta	71
63	Ohio Northern ■	76
54	Capital ■	68
77	Baldwin-Wallace	90
67	Muskingum	80
85	Otterbein ■	78
46	Capital	68
75	Baldwin-Wallace ■	84
53	Mount Union	81
64	John Carroll ■	72
56	Marietta ■	75
62	Ohio Northern	86
87	Wilmington (Ohio) ■	63
65	Marietta	50
46	John Carroll	73
72	Warner Southern	83

Nickname: Berg
Colors: Red, Orange & Black
Arena: Seiberling Gymnasium
Capacity: 1,900; Year Built: 1952
AD: Jerry McDonald
SID: Aaron Chimenti

HENDERSON ST.

Arkadelphia, AR 71999-0001II

Coach: Joe Redmond, Pittsburg St. 1996

2003-04 RESULTS (23-7)

95	North Ala. ■	58
86	Central Baptist ■	69
65	West Ala. †	52
86	West Ga.	77
55	Southeastern Okla. ■	49
79	Ark. Baptist	68
62	Southern Ind.	72
94	Rhema ■	53
80	Lane †	65
48	Drury †	50
73	Delta St.	57
55	Ark.-Monticello ■	49
77	Southern Ark. ■	62
63	Central Ark.	64
74	Christian Bros. ■	48
71	Ouachita Baptist	75
74	Arkansas Tech ■	69
91	Ark. Baptist ■	68
72	Harding	68
84	Delta St. ■	61
59	Ark.-Monticello	53
77	Southern Ark.	64
72	Central Ark. ■	62
76	Christian Bros.	70
84	Ouachita Baptist ■	63
80	Arkansas Tech	75
66	Harding ■	78
60	Central Ark. †	62
71	Morehouse †	51
57	Montevallo †	78

Nickname: Reddies
Colors: Red & Gray
Arena: Wells Center
Capacity: 2,100; Year Built: 1971
AD: Sam Goodwin
SID: Matt Bonnette

HENDRIX

Conway, AR 72032-3080III

Coach: Jason Rhodes

2003-04 RESULTS (0-23)

47	Central Baptist ■	75
63	Dallas ■	77
63	Westminster (Mo.) †	67
58	Crichton	75
56	Huntingdon	59
63	Fisk	85
71	Huntingdon ■	74
63	Millsaps	65
43	Oglethorpe	82
70	DePauw ■	78
50	Rose-Hulman ■	62
83	Crichton ■	97
54	Rhodes	56
51	Centre	64
63	Sewanee	77
51	Southwestern (Tex.) ■	78
36	Trinity (Tex.) ■	61
66	Central Baptist	73
55	Millsaps ■	58
73	Oglethorpe ■	74
60	DePauw	71
53	Rose-Hulman	77
55	Rhodes ■	67

Nickname: Warriors
Colors: Orange & Black
Arena: Ivan H. Grove
Capacity: 1,200; Year Built: 1961
AD: Danny Powell
SID: Jason Rhodes

HIGH POINT

High Point, NC 27262-3598I

Coach: Bart Lundy, Winthrop 1993

2003-04 RESULTS (19-11)

107 Allen ■	71
81 Clemson	88
49 Michigan	84
64 Virginia	79
66 Western Caro.	64
72 Mt. St. Mary's	64
85 Ferrum ■	64
85 UNC Greensboro	72
87 Furman	98
88 N.C. A&T ■	63
94 Citadel ■	70
80 Charleston So.	66
75 Coastal Caro.	69
77 Winthrop ■	62
66 Liberty	79
78 VMI ■	57
72 Radford ■	67
83 UNC Asheville	70
43 Birmingham-So.	68
56 Liberty ■	67
81 Charleston So. ■	78
52 Coastal Caro. ■	73
67 Winthrop	78
73 UNC Asheville ■	78
63 Birmingham-So. ■	62
58 Radford	57
76 VMI	75
75 VMI ■	43
63 UNC Asheville ■	49
44 Liberty	89

Nickname: Panthers
 Colors: Purple & White
 Arena: Millis Center
 Capacity: 2,565; Year Built: 1992
 AD: Woody Gibson
 SID: Lee Owen

HILBERT

Hamburg, NY 14075-1597III

Coach: Rob deGrandpre,
 Brockport St. 1995

2003-04 RESULTS (5-21)

58 St. John Fisher	76
60 Fredonia St. †	85
70 Alfred ■	58
63 Nazareth	85
50 Clarkson	51
40 Oswego St.	89
50 Rochester Inst.	77
88 Medaille †	84
61 Lake Erie ■	59
56 D'Youville †	59
66 Medaille †	71
53 Fredonia St. ■	72
67 Hobart ■	70
63 Lake Erie	68
93 Cazenovia ■	81
66 Medaille ■	71
62 D'Youville ■	69
81 Keuka	67
76 Mt. Aloysius ■	84
89 Cazenovia	100
64 Pitt-Bradford ■	69
72 Keuka	81
46 Penn St.-Behrend ■	63
65 Medaille	80
61 D'Youville	70
84 Cazenovia ■	91

Nickname: Hawks
 Colors: Royal Blue & White

Arena: Brad Hafner Recreation Center
 Capacity: 1,200; Year Built: 1973
 AD: Richard L. Walsh
 SID: Rob deGrandpre

HILLSDALE

Hillsdale, MI 49242-1298II

Coach: Ed Douma, Calvin 1973

2003-04 RESULTS (13-14)

94 Lincoln Memorial ■	81
60 Wis.-Parkside	61
67 Northwood	73
60 Saginaw Valley ■	72
67 Mich.-Dearborn	54
83 Lincoln Memorial	72
88 Lake Superior St. ■	77
70 Saginaw Valley	71
81 Aquinas ■	61
74 Wayne St. (Mich.) ■	63
72 St. Francis (Ill.)	64
96 Mich.-Dearborn ■	57
82 Northwood ■	70
59 Northern Mich.	86
69 Michigan Tech	88
69 Ferris St. ■	73
88 Grand Valley St. ■	79
65 Northwood	61
52 Mercyhurst	63
73 Gannon	77
69 Ashland	76
53 Findlay	81
58 Wayne St. (Mich.)	55
72 Gannon ■	82
59 Mercyhurst ■	55
60 Findlay ■	74
82 Ashland ■	85

Nickname: Chargers
 Colors: Royal Blue & White
 Arena: Jesse Philips Arena
 Capacity: 2,500; Year Built: 1989
 AD: Michael J. Kovalchik
 SID: Dennis Worden

HIRAM

Hiram, OH 44234-0067III

Coach: Tim Rice, Mobile 1993

2003-04 RESULTS (5-20)

56 Goucher †	77
77 Medaille †	65
65 Lake Erie †	70
73 Case Reserve †	78
63 Seton Hill ■	85
61 Denison ■	79
73 Thiel ■	76
65 Bethany (W.V.) ■	81
84 Carnegie Mellon ■	78
68 Guilford	74
66 Earlham	83
64 Wabash	80
32 Ohio Wesleyan ■	72
85 Allegheny ■	74
64 Oberlin	62
50 Wooster	95
49 Wittenberg	91
63 Kenyon ■	69
47 Ohio Wesleyan	70
62 Allegheny	72
57 Wittenberg ■	75
48 Kenyon	55
66 Oberlin ■	69
50 Wooster ■	82
82 Denison	77

Nickname: Terriers
 Colors: Blue and Red
 Arena: Price Gymnasium
 Capacity: 2,000; Year Built: 1959
 AD: Thomas E. Mulligan
 SID: Jason Tirota

HOBART

Geneva, NY 14456III

Coach: Richard Roche, Hobart 1987

2003-04 RESULTS (9-16)

84 Keuka	76
87 Cazenovia	74
70 Rochester Inst. ■	80
64 Ithaca ■	81
57 Rochester ■	90
67 Colgate	97
82 Frank. & Marsh.	112
86 Old Westbury †	82
70 Hilbert	67
74 Vassar	71
48 Rensselaer	66
71 Utica	73
63 Skidmore ■	70
74 Union (N.Y.) ■	66
73 Hamilton	74
88 St. Lawrence	80
62 Clarkson ■	73
72 Union (N.Y.)	79
61 Skidmore	72
76 Hamilton ■	92
68 Rensselaer ■	81
82 Vassar ■	58
96 Hartwick ■	45
77 Clarkson	78
69 St. Lawrence	93

Nickname: Statesmen
 Colors: Royal Purple and Orange
 Arena: Bristol Gym
 Capacity: 1,500; Year Built: 1965
 AD: Michael J. Hanna
 SID: Ken DeBolt

HOFSTRA

Hempstead, NY 11549I

Coach: Tom Pecora, Adelphi 1983

2003-04 RESULTS (14-15)

79 Marist	74
56 Georgia Tech	75
56 Providence	69
72 Maryland	87
81 St. John's (N.Y.)	64
58 Columbia	55
79 Monmouth	87
69 Stony Brook ■	70
87 St. Peter's ■	77
58 Manhattan	65
59 Delaware	66
66 Va. Commonwealth ■	61
85 Towson ■	56
66 Old Dominion	71
76 George Mason	84
73 UNC Wilmington ■	76
69 James Madison	66
98 William & Mary ■	71
81 Drexel ■	82
69 Va. Commonwealth	81
63 Delaware ■	61
80 Old Dominion ■	79
69 Drexel	92
78 William & Mary	69
67 George Mason ■	57
65 James Madison ■	61
67 Towson	61
56 UNC Wilmington	64
68 Old Dominion †	82

Nickname: Pride
 Colors: Gold, White and Blue
 Arena: Hofstra Arena
 Capacity: 5,124; Year Built: 1999
 AD: Harry H. Royle
 SID: Jeremy Kniffin

HOLY CROSS

Worcester, MA 01610-2395I

Coach: Ralph Willard, Holy Cross 1967

2003-04 RESULTS (13-15)

59 Boston U. ■	57
67 Harvard ■	59
55 Princeton	61
51 Boston College	64
71 Williams ■	78
40 Louisville	56
66 Fordham ■	57
69 Brown ■	43
54 Manhattan †	56
61 St. John's (N.Y.) †	64
68 Iona	55
55 Marist †	59
60 Dartmouth	52
60 Army	32
65 Colgate	71
58 Lafayette ■	60
88 Navy ■	54
59 American ■	62
53 Lehigh	63
67 Bucknell	77
78 Army ■	38
60 Colgate ■	49
72 Lafayette	78
51 American	65
76 Navy	47
72 Bucknell ■	61
72 Lehigh ■	57
60 Bucknell †	66

Nickname: Crusaders
 Colors: Royal Purple
 Arena: Hart Recreation Center
 Capacity: 3,600; Year Built: 1975
 AD: Richard M. Regan Jr.
 SID: Larry Napolitano

HOLY FAMILY

Philadelphia, PA 19114II

Coach: Alfred Johnson,
 Elizabeth City St. 1994

2003-04 RESULTS (14-15)

78 Southern Va.	63
71 Millersville	91
80 Mansfield	101
78 Lock Haven †	51
77 Goldey-Beacom	74
66 Caldwell ■	71
73 Phila. Sciences ■	77
113 Chestnut Hill ■	86
82 Southern Va. ■	69
81 Penn St.-Altoona ■	72
102 Teikyo Post	105
63 Felician ■	79
71 Nyack	79
83 Wilmington (Del.) ■	70
93 Bloomfield	104
71 N.J. Inst. of Tech. ■	79
76 Goldey-Beacom ■	62
85 Teikyo Post ■	91
64 Dominican (N.Y.) ■	74
64 Phila. Sciences	87
84 N.J. Inst. of Tech.	86
79 Nyack ■	66
111 Bloomfield ■	110
74 Caldwell	63
99 Felician	79
81 Dominican (N.Y.)	66
87 Wilmington (Del.)	91
71 Felician	68
77 Bloomfield	81

Nickname: Tigers
 Colors: Blue & White
 AD: Sandra Michael
 SID: To be named

HOOD

Frederick, MD 21701-8575III

Coach: Tom Dickman, Shepherd 1973

2003-04 RESULTS (13-11)

67	McDaniel	83
92	Valley Forge Chrst. †	69
80	Mt. Aloysius	76
71	Shepherd	95
71	John Carroll †	81
60	Wash. & Jeff. †	82
98	Valley Forge Chrst. ■	66
84	Marywood	90
83	Mt. Aloysius ■	77
61	Gallaudet	66
59	Penn St.-Altoona	76
76	Keystone ■	70
70	Penn St.-Altoona ■	63
72	Carnegie Mellon ■	84
74	Chestnut Hill	67
75	Phila. Bible	66
75	Wesley	80
87	Villa Julie	82
73	Strayer ■	64
90	Bethany (W.V.)	93
63	Keystone	74
85	Chestnut Hill ■	80
88	Christendom ■	58
81	Christendom	76

Nickname: Blazers

Colors: Navy Blue, Grey & White

Arena: Gov. Thomas Johnson High

School

Capacity: 2,500; Year Built: 1969

AD: Gilbert Romaine

SID: Jason Brennan

HOPE

Holland, MI 49422-9000.....III

Coach: Glenn Van Wieren, Hope 1964

2003-04 RESULTS (21-5)

91	Central (Iowa) †	53
78	Northwestern (Iowa) †	45
84	Finlandia ■	51
58	Grand Valley St. †	71
71	Cornerstone †	75
81	Trinity Christian	69
99	Marygrove ■	65
87	Aquinas ■	64
80	Defiance ■	58
88	Madonna ■	76
76	Concordia (Wis.) ■	73
109	Tri-State ■	93
71	Adrian	77
71	Albion	61
91	Kalamazoo ■	74
79	Olivet	63
96	Calvin ■	75
86	Alma	59
116	Tri-State	110
87	Adrian ■	83
60	Albion	76
82	Kalamazoo	76
76	Olivet ■	59
75	Calvin	64
88	Alma ■	70
82	Adrian ■	86

Nickname: Flying Dutchmen

Colors: Blue & Orange

Arena: Holland Civic Center

Capacity: 2,550; Year Built: 1954

AD: Raymond E. Smith

SID: Tom Renner

HOUSTON

Houston, TX 77204I

Coach: Ray McCallum, Ball St. 1983

2003-04 RESULTS (9-18)

51	East Tenn. St. ■	65
52	Rice ■	62
68	Lamar ■	62
61	UTEP	88
56	Bethune-Cookman ■	45
79	Washington	64
71	Chicago St. ■	65
70	Texas A&M ■	61
60	LSU ■	52
67	La-Lafayette	81
52	Marquette ■	65
42	UAB	64
54	TCU ■	55
55	East Caro. ■	53
57	Centenary (La.) ■	63
48	Memphis	64
48	Louisville	64
65	South Fla.	53
72	Southern Miss. ■	75
51	Cincinnati ■	54
63	Tulane	77
54	DePaul ■	66
48	Southern Miss.	70
53	South Fla. ■	52
65	TCU	71
61	Charlotte ■	82
69	St. Louis	72

Nickname: Cougars

Colors: Scarlet & White with Navy Trim

Arena: Hofheinz Pavilion

Capacity: 8,479; Year Built: 1969

AD: Dave Maggard

SID: Chris Burkhalter

HOWARD

Washington, DC 20059I

Coach: Frankie Allen, Roanoke 1971

2003-04 RESULTS (6-22)

67	Florida Int'l	55
54	Montana St. †	57
51	North Carolina St.	71
79	St. Francis (Pa.) ■	72
65	Radford ■	66
53	American ■	57
50	Canisius ■	55
58	Georgetown	89
37	West Virginia	51
70	Md.-East. Shore	50
45	Morgan St. ■	62
49	Coppin St. ■	54
59	Delaware St. ■	61
60	Bethune-Cookman	69
64	Florida A&M	66
54	Norfolk St. ■	53
53	Hampton ■	60
67	South Carolina St. ■	78
61	N.C. A&T	60
55	Md.-East. Shore ■	56
63	Morgan St.	62
63	Coppin St.	70
76	Bethune-Cookman ■	82
71	Florida A&M ■	93
79	Hampton	85
48	Norfolk St.	63
73	Delaware St.	85
59	Morgan St. †	60

Nickname: Bison

Colors: Blue, White & Red

Arena: Burr Gymnasium

Capacity: 2,700; Year Built: 1963

AD: Sondra Norrell-Thomas

SID: Edward Hill Jr.

HOWARD PAYNE

Brownwood, TX 76801III

Coach: Charles Pattillo,
Howard Payne 1965

2003-04 RESULTS (16-9)

70	Cameron †	88
86	Angelo St.	79
72	Southern Nazarene	107
75	Texas-Dallas ■	57
103	Texas-Tyler ■	83
74	Mississippi Col.	67
96	Louisiana Col.	102
101	Sul Ross St. ■	103
81	Austin ■	60
94	Ozarks (Ark.) ■	70
105	LeTourneau	101
92	East Tex. Baptist	90
89	Texas Lutheran	80
105	Schreiner	100
55	McMurry ■	67
74	Hardin-Simmons ■	70
83	Mary Hardin-Baylor ■	65
123	Concordia-Austin ■	91
72	Mary Hardin-Baylor	79
81	Concordia-Austin	83
84	Sul Ross St.	96
66	Texas Lutheran ■	63
83	Schreiner ■	80
74	McMurry	91
72	Hardin-Simmons	65

Nickname: Yellow Jackets

Colors: Gold & Blue

Arena: Brownwood Coliseum

Capacity: 5,000; Year Built: 1968

AD: Vance Gibson

SID: Nadir Dalleh

HUMBOLDT ST.

Arcata, CA 95521-8299II

Coach: Tom Wood, UC Davis 1971

2003-04 RESULTS (28-6)

115	Southern Ore. ■	59
89	Adams St. †	69
87	Hawaii Pacific	86
97	BYU-Hawaii	108
101	St. Martin's ■	78
89	Central Wash. ■	78
89	Cal St. Monterey Bay ■	69
104	Mont. St.-Billings ■	76
95	Cal St. Chico ■	78
88	Sonoma St. ■	71
78	Mont. St.-Billings	79
96	Menlo ■	52
87	Cal St. Hayward ■	62
102	Western Wash.	100
93	Seattle Pacific	99
78	Alas. Anchorage ■	66
70	Alas. Fairbanks ■	58
69	Western Ore. ■	65
90	Northwest Nazarene	78
81	Seattle	67
84	Seattle Pacific ■	75
97	Western Wash. ■	82
62	Alas. Fairbanks	69
69	Alas. Anchorage	67
75	Western Ore.	79
60	Seattle ■	50
90	Northwest Nazarene ■	55
81	Central Wash.	77
102	St. Martin's	87
86	Cal Poly Pomona †	83
71	BYU-Hawaii †	61
64	Alas. Fairbanks †	60
89	Mass.-Lowell †	82
67	Kennesaw St. †	81

Nickname: Lumberjacks

Colors: Green & Gold

Arena: HSU East Gym

Capacity: 1,400; Year Built: 1956

AD: Dan Collen

SID: Dan Pambianco

HUNTER

New York, NY 10021III

Coach: Bill Healy, St. Joseph's 1983

2003-04 RESULTS (10-16)

93	Me-Fort Kent †	81
88	Bard †	71
110	Manhattanville	108
86	Baruch ■	88
68	John Jay ■	76
81	New Jersey City	96
78	Old Westbury	93
82	CCNY	72
83	FDU-Florham ■	100
74	Rutgers-Newark ■	82
81	Lehman	89
78	Staten Island ■	80
66	Connecticut Col.	69
88	City Tech	89
81	New York U. ■	93
88	Medgar Evers ■	61
87	Brooklyn	76
65	Lehman ■	90
75	Baruch	69
75	St. Joseph's (L.I.) ■	81
63	John Jay	85
71	CCNY ■	64
76	York (N.Y.) ■	75
74	Trinity (Conn.) ■	73
76	Western Conn. St.	91
79	Lehman †	94

Nickname: Hawks

Colors: Purple, White & Gold

Arena: Hunter College Sportsplex

Capacity: 1,500; Year Built: 1985

AD: Terry Ann Wansart

SID: Damion Jones

HUNTINGDON

Montgomery, AL 36106.....III

Coach: Cliff Garrison, Central Ark. 1962

2003-04 RESULTS (16-11)

65	Ferrum †	70
75	Greensboro †	59
76	Atlanta Christian ■	63
76	Rhodes	85
60	Sewanee	48
59	Hendrix ■	56
85	Rhodes ■	71
74	Hendrix	71
55	Sewanee ■	70
64	LaGrange	84
66	Piedmont	65
57	Dallas ■	85
53	Fisk ■	73
103	Carver Bible ■	52
78	Maryville (Tenn.)	89
75	Fisk	81
62	Piedmont ■	53
73	Pensacola Christian	67
63	Colorado Col.	76
70	Dallas †	63
80	LaGrange ■	72
66	Atlanta Christian	61
68	Maryville (Tenn.) ■	79
83	Thomas More ■	74
81	Pensacola Christian ■	68
84	Piedmont †	68
70	Maryville (Tenn.)	93

Nickname: Hawks

Colors: Maroon & White

AD: Duane Trogdon

SID: To be named

HUSSON

Bangor, ME 04401III

Coach: Warren Caruso, Husson 1989

2003-04 RESULTS (16-11)

85	St. Joseph's (Me.) †	77
72	Colby	85
77	Me.-Machias ■	84
82	Me.-Augusta ■	55
72	Maine Maritime	66
68	Elms.....	73
86	Becker	59
68	St. John's (Minn.) †	77
49	Montclair St. †	71
91	Castleton St. ■	80
105	Johnson St. ■	64
99	Thomas	96
93	Johnson St.	66
60	Castleton St.	87
82	Me.-Farmington ■	73
82	Becker ■	57
63	Elms ■	61
75	Lasell ■	74
93	Mount Ida ■	92
75	Maine Maritime ■	84
68	Thomas ■	65
65	St. Joseph's (Me.) ■	70
53	Me.-Farmington	77
67	Lasell	84
82	Mount Ida	59
80	Mount Ida ■	68
62	Castleton St. †	75

Nickname: Eagles
Colors: Green & White
AD: Jonathan Price
SID: To be named

IDAHO

Moscow, ID 83843-2302I

Coach: Leonard Perry, Idaho 1995

2003-04 RESULTS (14-16)

84	Elon †	60
66	South Carolina	76
63	Gonzaga	84
65	Montana St.	71
69	Boise St. ■	81
81	Great Falls ■	46
64	Boise St.	79
55	Washington St.	62
64	Eastern Wash. ■	60
56	Utah St.	69
63	Cal Poly	87
47	UC Santa Barb.	59
74	Cal St. Northridge ■	70
62	Pacific ■	63
63	UC Riverside	57
59	Cal St. Fullerton	70
60	Long Beach St. ■	64
57	UC Irvine ■	52
75	Idaho St. ■	59
57	UC Santa Barb. ■	45
60	Cal Poly ■	44
56	Pacific	62
60	Cal St. Northridge	56
66	Cal St. Fullerton ■	56
70	UC Riverside ■	65
63	UC Irvine	65
60	Long Beach St.	56
60	Utah St. ■	64
66	UC Riverside †	58
61	Pacific †	67

Nickname: Vandals
Colors: Silver & Gold
Arena: Cowan Spectrum
Capacity: 7,000; Year Built: 1975
AD: Robert Spear
SID: Becky Paul

IDAHO ST.

Pocatello, ID 83209-8173I

Coach: Doug Oliver, San Jose St. 1973

2003-04 RESULTS (13-18)

46	Rice †	76
78	Binghamton †	62
65	Texas-San Antonio †	59
62	Tennessee Tech	87
51	Ark.-Little Rock †	47
47	Iowa St.	73
78	Boise St. ■	87
62	Utah St. ■	73
72	New Orleans †	86
63	Texas Southern †	73
66	Brigham Young †	90
70	Wis.-Milwaukee †	85
105	Rocky Mountain ■	67
108	Western Mont. ■	85
75	Weber St. ■	74
76	Montana	91
75	Montana St.	64
82	Sacramento St. ■	81
86	Northern Ariz. ■	92
73	Eastern Wash.	100
80	Portland St.	71
59	Idaho	75
81	Weber St.	75
71	Montana St. ■	76
85	Montana ■	88
72	Northern Ariz.	85
70	Sacramento St.	84
82	Portland St. ■	72
91	Eastern Wash. ■	90
74	Montana ■	73
72	Northern Ariz. †	91

Nickname: Bengals
Colors: Orange & Black
Arena: Reed Gymnasium
Capacity: 3,241; Year Built: 1951
AD: Jim Senter
SID: Frank Mercogliano

ILLINOIS

Champaign, IL 61820I

Coach: Bruce Weber,
Wis.-Milwaukee 1978

2003-04 RESULTS (26-7)

94	Western Ill. ■	66
93	Mercer ■	61
75	Temple	60
81	North Carolina †	88
84	Arkansas †	61
51	Providence †	70
85	Md.-East. Shore ■	43
74	Memphis	64
71	Missouri †	70
75	Ill.-Chicago †	60
80	Illinois St. ■	73
85	Ohio St. ■	63
54	Purdue ■	58
60	Northwestern	70
88	Iowa ■	82
80	Penn St. ■	37
56	Wisconsin	76
67	Michigan ■	52
51	Indiana	49
79	Minnesota	69
75	Michigan St. ■	51
65	Wisconsin ■	57
66	Penn St.	58
78	Iowa	59
66	Northwestern ■	56
81	Purdue	79
64	Ohio St.	63
71	Indiana †	59
74	Michigan †	60
53	Wisconsin †	70
72	Murray St. †	53
92	Cincinnati †	68
62	Duke †	72

Nickname: Fighting Illini
Colors: Orange & Blue
Arena: Assembly Hall
Capacity: 16,450; Year Built: 1963
AD: Ronald E. Guenther
SID: Kent Brown

ILLINOIS COL.

Jacksonville, IL 62650-2299III

Coach: Mike Worrell, Urbana 1986

2003-04 RESULTS (8-15)

93	St. Louis Christian ■	32
78	MacMurray ■	71
54	Simpson ■	60
74	Monmouth (Ill.) ■	64
49	Ohio Northern †	85
61	Colorado Col. †	63
89	Clark (Mass.) †	94
75	Eastern Ill.	93
77	Knox	64
92	Grinnell	141
70	Lawrence ■	76
87	Beloit ■	86
67	Lake Forest ■	62
77	Ripon	86
64	St. Norbert	85
64	Carroll (Wis.) ■	85
85	Ripon ■	82
85	Beloit	77
59	Lawrence	89
66	Lake Forest	77
59	Monmouth (Ill.)	68
58	Knox ■	68
114	Grinnell ■	127

Nickname: Blueboys
Colors: Blue & White
Arena: Sherman Gymnasium
Capacity: 1,600; Year Built: 2003
AD: Gale F. Vaughn
SID: Jim Murphy

ILLINOIS ST.

Normal, IL 61790-2660I

Coach: Porter Moser, Creighton 1990

2003-04 RESULTS (10-19)

87	Florida A&M ■	70
55	Northern Ill.	66
84	Utah St.	89
87	Bellarmine ■	53
80	Eastern Mich. ■	69
74	Ill.-Chicago	86
66	Western Ky. ■	65
61	Northern Iowa ■	64
40	Southern Ill.	57
73	Illinois	80
55	Creighton ■	56
49	Indiana St.	56
55	Drake	59
54	Southwest Mo. St. ■	42
58	Southern Ill. ■	71
63	Creighton	72
68	Northern Iowa	60
54	Bradley ■	57
50	Wichita St. ■	70
57	Southwest Mo. St.	69
48	Evansville	79
63	Indiana St. ■	37
46	Bradley	65
77	Loyola (Ill.) ■	71
56	Evansville ■	72
62	Wichita St.	68
73	Drake ■	68
76	Bradley †	56
54	Northern Iowa †	68

Nickname: Redbirds
Colors: Red & White
Arena: Redbird Arena
Capacity: 10,200; Year Built: 1989
AD: Perk Weisenburger
SID: Todd Kober

ILL. WESLEYAN

Bloomington, IL 61702-2900III

Coach: Scott Trost, Minn.-Morris 1985

2003-04 RESULTS (21-7)

73	Chicago	48
65	Trinity (Tex.) †	67
104	Beloit ■	84
77	Johns Hopkins †	64
61	Washington-St. Louis	65
85	Olivet Nazarene ■	66
54	Hanover ■	63
89	Benedictine (Ill.) ■	56
73	Johnson & Wales (Fl)	54
97	Fla. Gulf Coast	109
94	Wabash ■	67
84	Elmhurst ■	74
78	Augustana (Ill.) ■	77
64	Wheaton (Ill.)	88
74	North Park	77
85	Millikin	69
82	North Park ■	51
81	North Central	74
80	Carthage ■	68
65	Millikin ■	51
84	Augustana (Ill.)	73
62	Elmhurst	55
81	Carthage	62
97	North Central ■	71
75	Wheaton (Ill.) ■	72
82	Maryville (Mo.) ■	73
77	Hanover	67
53	Wooster	58

Nickname: Titans
Colors: Green & White
Arena: Shirk Center
Capacity: 2,680; Year Built: 1994
AD: Dennis Bridges
SID: Stew Salowitz

ILL.-CHICAGO

Chicago, IL 60608I

Coach: Jimmy Collins,
New Mexico St. 1970

2003-04 RESULTS (24-8)

77	UC Irvine †	65
66	Oakland †	79
75	Mercer †	64
70	Evansville	54
77	Evansville ■	73
73	Texas-San Antonio	47
77	Eastern Ill.	60
53	Northern Ill. †	54
67	Eastern Wash. †	52
86	Illinois St. ■	74
90	Northwestern ■	71
62	Wis.-Milwaukee	78
60	Illinois †	75
48	Detroit ■	56
66	Youngstown St. ■	47
77	Loyola (Ill.) ■	59
67	Detroit	70
83	Cleveland St. ■	68
60	Wright St.	61
74	Wis.-Green Bay ■	57
64	Loyola (Ill.)	57
74	Butler	71
86	Wis.-Milwaukee ■	82
62	Youngstown St.	58
67	Cleveland St.	56
63	Wis.-Green Bay	55
77	UNC Wilmington ■	52
75	Wright St. ■	71
64	Butler ■	54
65	Butler	56
65	Wis.-Milwaukee	62
53	Kansas †	78

Nickname: Flames
Colors: Navy Blue & Fire Engine Red

Arena: UIC Pavilion
Capacity: 9,200; Year Built: 1982
AD: James W. Schmidt
SID: Mike Cassidy

INCARNATE WORD

San Antonio, TX 78209

Coach: Al Grushkin, Ogelthorpe 1975

2003-04 RESULTS (16-11)

Table with 2 columns: Team Name and Score. Includes Central Okla., Eastern N.M., Schreiner, Southeastern Okla., etc.

Nickname: Crusaders
Colors: Red, Black & White
Arena: McDermott Center
Capacity: 2,000; Year Built: 1990
AD: Mark Papich
SID: Wayne Witt

INDIANA

Bloomington, IN 47408-1590

Coach: Mike Davis, Alabama 1995

2003-04 RESULTS (14-15)

Table with 2 columns: Team Name and Score. Includes UNC Greensboro, Vanderbilt, Xavier, Wake Forest, etc.

Nickname: Hoosiers
Colors: Cream & Crimson

Arena: Assembly Hall
Capacity: 17,357; Year Built: 1971
AD: Rick Greenspan
SID: Jeff Fanter

INDIANA (PA.)

Indiana, PA 15705-1077

Coach: Gary Edwards, Va. Wesleyan 1979

2003-04 RESULTS (21-10)

Table with 2 columns: Team Name and Score. Includes Penn. St.-McKeesport, Frostburg St., Taylor (Ind.), etc.

Nickname: Indians
Colors: Crimson & Gray
Arena: Memorial Field House
Capacity: 2,365; Year Built: 1966
AD: Frank J. Condino
SID: Michael Hoffman

INDIANA ST.

Terre Haute, IN 47809

Coach: Royce Waltman, Slippery Rock 1964

2003-04 RESULTS (9-19)

Table with 2 columns: Team Name and Score. Includes Gardner-Webb, DePaul, Pennsylvania, etc.

Table with 2 columns: Team Name and Score. Includes Northern Iowa, Evansville, Evansville.

Nickname: Sycamores
Colors: Royal Blue & White
Arena: Hulman Center
Capacity: 10,200; Year Built: 1972
AD: Andrea Myers
SID: Jason Yaman

IPFW

Fort Wayne, IN 46805-1499

Coach: Doug Noll, Malone 1979

2003-04 RESULTS (3-25)

Table with 2 columns: Team Name and Score. Includes Toledo, Kent St., Oregon St., Washington St., etc.

Nickname: Mastodons
Colors: Blue & White
Arena: Gates Sports Center
Capacity: 2,700; Year Built: 1981
AD: Mark A. Pope
SID: Michael Jewell

IUPUI

Indianapolis, IN 46202

Coach: Ron Hunter, Miami (Ohio) 1986

2003-04 RESULTS (21-11)

Table with 2 columns: Team Name and Score. Includes St. Francis (Ind.), Wis.-Green Bay, Tri-State, etc.

Table with 2 columns: Team Name and Score. Includes Centenary (La.), Western Ill., UMKC, IPFW, etc.

Nickname: Jaguars
Colors: Red & Gold
Arena: IUPUI Gymnasium
Capacity: 2,000; Year Built: 1982
AD: Michael R. Moore
SID: Ed Holdaway

INDIANAPOLIS

Indianapolis, IN 46227-3697

Coach: Todd Sturgeon, DePauw 1988

2003-04 RESULTS (20-10)

Table with 2 columns: Team Name and Score. Includes Seattle, Sonoma St., Grand Valley St., Quincy, etc.

Nickname: Greyhounds
Colors: Crimson & Grey
Arena: Nicoson Hall
Capacity: 4,000; Year Built: 1960
AD: Sue Willey
SID: Joe Gentry

IONA

New Rochelle, NY 10801

Coach: Jeff Ruland, Iona 1991

2003-04 RESULTS (11-18)

Table with 2 columns: Team Name and Score. Includes Va. Commonwealth, Vermont, George Mason, Loyola (Md.), etc.

91	Niagara ■	97
60	Siena ■	61
69	Manhattan	88
57	Marist	59
57	Fairfield	82
78	Rider ■	63
91	St. Peter's ■	79
81	Loyola (Md.)	53
68	Canisius †	66
92	Niagara †	106

Nickname: Gaels
 Colors: Maroon & Gold
 Arena: Mulcahy Center
 Capacity: 2,611; Year Built: 1974
 AD: Shawn Brennan
 SID: Mike Laprey

IOWA

Iowa City, IA 52242I

Coach: Steve Alford, Indiana 1987
2003-04 RESULTS (16-13)

107	UNC Asheville ■	80
74	Drake ■	56
70	Louisville †	69
82	Wis.-Green Bay ■	56
70	Eastern Wash. ■	54
65	Northern Ill. ■	57
66	Northern Iowa	77
59	Texas Tech †	65
71	Eastern Ill. ■	62
56	Missouri	76
71	Purdue ■	61
68	Northwestern ■	77
83	Minnesota	68
82	Illinois	88
76	Iowa St.	84
79	Ohio St. ■	65
84	Michigan	90
77	Penn St. ■	58
72	Michigan St.	89
84	Indiana	82
52	Wisconsin ■	54
69	Michigan	61
78	Ohio St.	67
59	Illinois ■	78
66	Minnesota ■	62
49	Northwestern	51
63	Purdue	62
70	Michigan †	79
69	St. Louis	70

Nickname: Hawkeyes
 Colors: Old Gold & Black
 Arena: Carver-Hawkeye Arena
 Capacity: 15,500; Year Built: 1983
 AD: Robert A. Bowlsby
 SID: Steve Roe

IOWA ST.

Ames, IA 50011I

Coach: Wayne Morgan,
 St. Lawrence 1973

2003-04 RESULTS (20-13)

87	Mercer ■	64
79	Northern Iowa ■	76
78	IPFW ■	51
73	Idaho St. ■	47
76	Liberty ■	58
83	Drake	77
68	Xavier ■	61
74	Virginia	85
76	San Diego St.	86
70	Missouri ■	65
89	Nebraska ■	74
89	Northern Colo. ■	63
70	Colorado	88
84	Iowa ■	76
59	Baylor	63
91	Texas A&M ■	82
68	Kansas ■	61

48	Oklahoma	75
67	Oklahoma St. ■	88
59	Kansas St.	90
78	Texas ■	77
70	Missouri	82
89	Kansas	90
75	Kansas St. ■	69
65	Nebraska	68
83	Colorado ■	77
58	Texas Tech	72
78	Kansas St. †	64
75	Oklahoma St. †	83
82	Georgia ■	74
62	Florida St.	59
77	Marquette ■	69
81	Rutgers †	84

Nickname: Cyclones
 Colors: Cardinal & Gold
 Arena: James H. Hilton Coliseum
 Capacity: 14,092; Year Built: 1971
 AD: Bruce Van De Velde
 SID: Mike Green

ITHACA

Ithaca, NY 14850III

Coach: Jim Mullins, Connecticut 1980

2003-04 RESULTS (13-13)

56	DeSales †	81
81	Southern Me. †	72
37	Cornell	69
81	Hobart	64
56	Cortland St. ■	64
66	St. Lawrence ■	75
70	Potsdam St. ■	66
69	Geneseo St.	74
70	Nazareth	57
67	Rochester Inst.	70
78	Elmira	74
64	Cortland St.	76
56	Utica ■	41
84	Hartwick ■	49
69	Oneonta St. ■	54
80	St. John Fisher	84
75	Alfred	70
73	Rochester Inst. ■	76
76	Nazareth ■	60
72	Alfred ■	61
78	St. John Fisher ■	81
87	Pitt.-Bradford ■	56
69	Hartwick	71
40	Utica	64
76	Elmira ■	62
57	St. John Fisher	82

Nickname: Bombers
 Colors: Blue & Gold
 Arena: Ben Light Gymnasium
 Capacity: 2,500; Year Built: 1964
 AD: Ken Kutler
 SID: Mike Warwick

JACKSON ST.

Jackson, MS 39217I

Coach: Tevester Anderson,
 Ark.-Pine Bluff 1962

2003-04 RESULTS (12-17)

76	South Ala. ■	65
63	Louisiana Tech	77
63	Jacksonville St.	71
46	Portland St.	63
71	Montana	64
42	Utah St.	67
46	Oklahoma	68
56	South Ala.	69
59	Oregon St.	71
86	Alabama A&M ■	79
60	Alabama St. ■	54
78	Alcorn St.	71
64	Southern U.	78
65	Prairie View ■	50

65	Texas Southern ■	60
83	Grambling ■	64
41	Mississippi Val.	50
66	Ark.-Pine Bluff	48
59	Alcorn St. ■	66
81	Southern U. ■	73
64	Prairie View	67
61	Texas Southern	68
65	Grambling	75
54	Mississippi Val. ■	67
74	Ark.-Pine Bluff ■	58
67	Alabama A&M	73
54	Alabama St.	65
71	Texas Southern †	62
56	Alabama St. †	59

Nickname: Tigers
 Colors: Royal Blue & White
 Arena: Williams Athletics Center
 Capacity: 8,000; Year Built: 1981
 AD: Roy E. Culbertson
 SID: William Bright Jr.

JACKSONVILLE

Jacksonville, FL 32211-3394I

Coach: Hugh Durham, Florida St. 1959

2003-04 RESULTS (13-15)

88	P.R.-Mayaguez ■	47
53	UNC Wilmington	71
65	Arkansas †	85
86	Savannah St. ■	74
72	Nova Southeastern ■	51
99	Troy St.	107
65	Savannah St.	60
71	Tennessee Tech ■	67
54	Belmont	70
82	Lipscomb	65
67	Fla. Atlantic ■	87
51	UCF ■	63
64	Stetson	66
73	Campbell	85
62	Gardner-Webb	74
58	Georgia St. ■	66
88	Mercer ■	83
80	Stetson	74
77	Georgia St.	75
62	Mercer	75
83	Gardner-Webb ■	78
79	Campbell ■	76
69	UCF	78
70	Fla. Atlantic	69
71	Lipscomb ■	66
63	Belmont ■	73
73	Troy St. ■	113
63	UCF †	71

Nickname: Dolphins
 Colors: Green & White
 Arena: Swisher Gymnasium
 Capacity: 1,500; Year Built: 1953
 AD: John Balog
 SID: Jamie Zeitz

JACKSONVILLE ST.

Jacksonville, AL 36265-1602I

Coach: Mike LaPlante, Maine 1989

2003-04 RESULTS (14-14)

74	Alabama A&M ■	68
97	Shorter ■	90
49	Southern Ill.	84
59	Mississippi Val.	84
71	Jackson St. ■	63
84	Tenn. Temple ■	58
68	Alcorn St.	70
71	Savannah St.	58
56	Mississippi	64
74	Alcorn St. ■	41
58	Austin Peay ■	76
48	Samford	58
74	Tennessee St.	88
96	Tenn.-Martin	85

84	Murray St.	89
95	Savannah St. ■	82
85	Eastern Ky. ■	82
81	Morehead St. ■	89
79	Southeast Mo. St. ■	64
78	Eastern Ill. ■	73
72	Austin Peay	84
86	Tennessee Tech	101
73	Morehead St.	81
75	Eastern Ky.	82
80	Tennessee Tech ■	59
71	Samford ■	51
86	Tennessee St. ■	70
68	Morehead St.	82

Nickname: Gamecocks
 Colors: Red & White
 Arena: Pete Mathews Coliseum
 Capacity: 5,500; Year Built: 1974
 AD: Jim Fuller
 SID: Greg Seitz

JAMES MADISON

Harrisonburg, VA 22807I

Coach: Sherman Dillard,
 James Madison 1978

2003-04 RESULTS (7-21)

78	Furman ■	72
57	West Virginia ■	74
65	Navy ■	60
71	La Salle	79
70	Akron	78
80	Virginia	90
73	Fla. Atlantic	70
55	Appalachian St.	58
51	UNC Wilmington	69
61	Drexel	77
69	Va. Commonwealth ■	77
66	Delaware	80
60	Old Dominion ■	81
57	Towson ■	55
66	Hofstra ■	69
70	George Mason	74
86	William & Mary ■	99
61	Delaware ■	63
83	William & Mary	76
72	George Mason ■	64
76	VMI ■	65
57	Old Dominion	71
56	UNC Wilmington ■	66
61	Va. Commonwealth	92
61	Hofstra	65
59	Drexel ■	62
54	Towson	74
41	UNC Wilmington †	44

Nickname: Dukes
 Colors: Purple & Gold
 Arena: JMU Convocation Center
 Capacity: 7,156; Year Built: 1982
 AD: Jeffrey T. Bourne
 SID: Gary Michael

JOHN CARROLL

University Hgts., OH
 44118-4581III

Coach: Mike Moran, Xavier 1973

2003-04 RESULTS (27-6)

73	Denison †	60
78	Mt. St. Joseph	73
94	Case Reserve ■	74
93	Lake Erie	88
92	Marietta ■	87
78	Muskingum ■	59
53	Capital	80
85	Wilmington (Ohio)	68
81	Hood †	71
74	Randolph-Macon	80
80	Heidelberg ■	79
73	Ohio Northern ■	70

97 Baldwin-Wallace.....	91
72 Otterbein ■.....	69
59 Mount Union.....	72
71 Capital ■.....	62
75 Muskingum.....	64
83 Otterbein.....	100
84 Mount Union ■.....	80
68 Wilmington (Ohio) ■.....	63
72 Heidelberg.....	64
72 Ohio Northern.....	74
66 Baldwin-Wallace ■.....	63
76 Marietta.....	64
73 Heidelberg ■.....	46
79 Ohio Northern ■.....	62
76 Mount Union ■.....	74
88 Calvin ■.....	77
84 Wittenberg.....	65
76 Maryville (Tenn.) †.....	74
70 Wooster.....	64
62 Wis.-Stevens Point †.....	87
96 Amherst †.....	85

Nickname: Blue Streaks
 Colors: Blue & Gold
 Arena: Tony DeCarlo Varisty Center
 Capacity: 2,250; Year Built: 1957
 AD: Gretchen Weitbrecht
 SID: Chris Wenzler

JOHN JAY

New York, NY 10019III

Coach: Mike Brown, Vermont 1973

2003-04 RESULTS (21-7)

90 York (Pa.) †.....	87
66 Oberlin †.....	52
61 FDU-Florham ■.....	59
76 Hunter.....	68
77 Vassar.....	71
80 CCNY.....	68
81 Lehman.....	76
67 Wm. Paterson ■.....	60
80 St. Joseph's (Brkln) ■.....	76
68 Nichols ■.....	77
73 Baruch.....	62
78 Brooklyn.....	57
104 Rutgers-Camden ■.....	85
66 York (N.Y.).....	61
70 TCNJ.....	76
65 City Tech.....	81
57 Medgar Evers ■.....	52
71 Merchant Marine ■.....	65
70 Baruch ■.....	73
80 Connecticut Col. ■.....	63
85 Hunter ■.....	63
75 CCNY ■.....	58
61 Polytechnic (N.Y.) ■.....	42
76 Lehman ■.....	71
67 Staten Island.....	70
64 York (N.Y.).....	53
73 Lehman †.....	81
69 New York U.....	84

Nickname: Bloodhounds
 Colors: Blue & Gold
 Arena: College Gym
 Capacity: 1,000; Year Built: 1989
 AD: Susan Larkin
 SID: Jerry Albig

JOHNS HOPKINS

Baltimore, MD 21218-2684III

Coach: Bill Nelson, Brockport St. 1965

2003-04 RESULTS (17-10)

59 St. Mary's (Md.) ■.....	55
77 N.C. Wesleyan ■.....	67
80 Villa Julie ■.....	67
64 Ill. Wesleyan †.....	77
69 Claremont-MS †.....	71
68 Swarthmore ■.....	62
82 Dickinson.....	71

79 Carnegie Mellon ■.....	72
70 Gettysburg ■.....	67
70 Washington (Md.).....	63
68 Haverford ■.....	61
69 Muhlenberg.....	65
74 Ursinus.....	82
75 McDaniel.....	83
68 Dickinson ■.....	41
60 Frank. & Marsh.....	81
74 Muhlenberg ■.....	51
51 Swarthmore.....	64
96 Washington (Md.) ■.....	79
54 McDaniel.....	46
49 Haverford.....	69
60 Gettysburg.....	57
72 Ursinus ■.....	65
63 Frank. & Marsh. ■.....	67
107 Ursinus †.....	101
58 Frank. & Marsh.....	69
78 Albright.....	87

Nickname: Blue Jays
 Colors: Columbia Blue & Black
 Arena: White Athletic Center
 Capacity: 1,200; Year Built: 1965
 AD: Thomas P. Calder
 SID: Ernie Larossa

JOHNSON & WALES

Providence, RI 02903III

Coach: Todd Finn, Fitchburg St. 1999

2003-04 RESULTS (21-8)

77 Coast Guard.....	96
73 Daniel Webster.....	59
64 Salve Regina.....	62
69 Rhode Island Col. ■.....	81
61 Mass.-Dartmouth.....	55
53 Roger Williams ■.....	56
69 Plymouth St. ■.....	73
83 Connecticut Col. ■.....	63
65 Norwich ■.....	70
89 Rivier.....	58
76 Emerson ■.....	68
73 Western New Eng.....	53
83 Southern Vt.....	88
85 Suffolk.....	81
72 Albertus Magnus.....	59
75 Rivier ■.....	56
65 Emmanuel (Mass.).....	58
75 Norwich.....	80
77 Suffolk ■.....	54
89 Daniel Webster ■.....	66
80 Emmanuel (Mass.) ■.....	62
68 Emerson.....	58
107 Albertus Magnus.....	76
70 Western New Eng. ■.....	58
66 Southern Vt. ■.....	59
103 Rivier ■.....	69
80 Emerson ■.....	68
68 Southern Vt. ■.....	58
80 Salem St.....	94

Nickname: Wildcats
 Colors: Red, Gold & Royal Blue
 Arena: Harborside Student Center
 Capacity: 1,500; Year Built: 1998
 AD: John Parente
 SID: Sean Daly

JOHNSON SMITH

Charlotte, NC 28216II

Coach: Steve Joyner,
 Johnson Smith 1973

2003-04 RESULTS (16-13)

87 Catawba.....	93
72 Augusta St. †.....	73
75 Voorhees ■.....	84
85 Wingate ■.....	72
82 Belmont Abbey ■.....	85
95 Wingate.....	83

76 Glenville St. †.....	67
67 St. Paul's ■.....	65
98 Wilberforce ■.....	77
79 Elizabeth City St.....	58
98 West Ga. †.....	96
50 Clayton St.....	65
72 Virginia Union ■.....	75
72 Carson-Newman.....	75
81 Fayetteville St.....	91
70 Bowie St. ■.....	78
96 Livingstone ■.....	81
62 Winston-Salem ■.....	61
51 St. Augustine's.....	76
73 Livingstone.....	71
72 Virginia St. ■.....	76
81 N.C. Central ■.....	75
78 Winston-Salem.....	58
72 St. Augustine's ■.....	75
84 Shaw.....	78
84 Fayetteville St. ■.....	76
86 N.C. Central.....	82
87 St. Paul's †.....	66
73 Virginia Union †.....	82

Nickname: Golden Bulls
 Colors: Gold & Blue
 Arena: Brayboy Gymnasium
 Capacity: 2,316; Year Built: 1961
 AD: TBA
 SID: Kristene Brathwaite

JOHNSON ST.

Johnson, VT 05656-9464III

Coach: Gregory Dixon,
 New Paltz St. 2002

2003-04 RESULTS (3-22)

86 Bard ■.....	87
71 Me-Fort Kent ■.....	68
60 St. Joseph (Vt.).....	61
57 Lyndon St.....	96
76 Thomas ■.....	78
65 Me-Farmington ■.....	73
87 New England Col.....	86
59 Maine Maritime.....	66
64 Husson.....	105
55 Lasell ■.....	97
66 Husson ■.....	93
65 Maine Maritime ■.....	68
78 Lyndon St. ■.....	91
67 Mount Ida.....	78
53 Lasell.....	83
58 Castleton St.....	96
76 Green Mountain ■.....	86
66 Me-Farmington.....	87
86 Thomas.....	101
55 Castleton St. ■.....	75
58 Elms ■.....	81
86 Becker ■.....	84
83 Becker.....	90
68 Elms.....	91
101 Mount Ida ■.....	122

Nickname: Badgers
 Colors: Green, Blue & White
 Arena: Carter Gymnasium
 Capacity: 700; Year Built: 1965
 AD: Barbara Lougee Fountain
 SID: Gregory Dixon

JUNIATA

Huntingdon, PA 16652III

Coach: Greg Curley, Allegheny 1995

2003-04 RESULTS (13-12)

75 Dickinson.....	55
53 Randolph-Macon †.....	65
83 Westminster (Pa.) ■.....	62
76 Wash. & Jeff.....	59
61 Messiah.....	74
66 Widener.....	84
87 York (Pa.) ■.....	79

61 Bridgewater (Va.).....	73
101 East. Mennonite †.....	93
91 Villa Julie.....	77
52 Colgate.....	90
83 Elizabethtown ■.....	87
93 Moravian.....	75
62 Pitt.-Greensburg.....	69
68 Susquehanna.....	71
86 Albright ■.....	82
63 Lebanon Valley.....	45
59 Widener.....	58
73 La Roche ■.....	56
78 Messiah.....	71
93 Moravian ■.....	105
88 Elizabethtown.....	96
75 Albright.....	77
72 Susquehanna ■.....	86
83 Lebanon Valley ■.....	72

Nickname: Eagles
 Colors: Yale Blue & Old Gold
 Arena: Kennedy Sports & Recreation
 Center
 Capacity: 1,500; Year Built: 1982
 AD: Lawrence R. Bock
 SID: Joel Cookson

KALAMAZOO

Kalamazoo, MI 49006-3295III

Coach: Rob Passage, Kalamazoo 1993

2003-04 RESULTS (7-19)

69 Wabash.....	81
62 Olivet †.....	59
58 Marygrove ■.....	60
60 Goshen ■.....	72
70 Manchester.....	69
70 Wis. Lutheran.....	73
78 Chicago.....	83
52 Wis.-Stevens Point †.....	70
66 Utica/Rome †.....	65
96 Westminster (Pa.) †.....	123
63 Principia †.....	50
71 Alma.....	66
50 Olivet ■.....	52
62 Calvin ■.....	78
74 Hope.....	91
92 Tri-State.....	85
60 Adrian ■.....	67
49 Albion.....	64
69 Alma ■.....	60
66 Olivet.....	67
67 Calvin.....	79
76 Hope ■.....	82
99 Tri-State ■.....	100
71 Adrian.....	74
59 Albion ■.....	64
64 Calvin.....	94

Nickname: Hornets
 Colors: Orange & Black
 Arena: Anderson Athletic Center
 Capacity: 2,000; Year Built: 1980
 AD: Timon Corwin
 SID: Steve Wideen

KANSAS

Lawrence, KS 66045-8881I

Coach: Bill Self, Oklahoma St. 1985

2003-04 RESULTS (24-9)

90 Chattanooga ■.....	76
81 Michigan St. ■.....	74
85 TCU.....	66
58 Stanford †.....	64
80 Fort Hays St. ■.....	40
77 Oregon †.....	67
72 UC Santa Barb. †.....	52
61 Nevada.....	75
78 Binghamton ■.....	46
86 Villanova.....	79
77 Colorado.....	62

73	Kansas St. ■	67
71	Texas A&M	65
68	Richmond ■	69
78	Colorado	57
78	Kansas St.	70
61	Iowa St.	68
65	Missouri ■	56
96	Texas Tech ■	77
60	Oklahoma St.	80
55	Nebraska	74
74	Baylor ■	54
90	Iowa St. ■	89
67	Texas	82
79	Oklahoma ■	58
78	Nebraska ■	67
84	Missouri	82
94	Missouri †	69
60	Texas †	64
78	Ill.-Chicago †	53
78	Pacific †	63
100	UAB †	74
71	Georgia Tech †	79

Nickname: Jayhawks
 Colors: Crimson & Blue
 Arena: Allen Fieldhouse
 Capacity: 16,300; Year Built: 1955
 AD: Lew Perkins
 SID: Mitch Germann

KANSAS ST.

Manhattan, KS 66502-3355I

Coach: Jim Wooldridge,
 Louisiana Tech 1977

2003-04 RESULTS (14-14)

90	Birmingham-So. ■	50
72	Lipscomb ■	57
68	Gardner-Webb ■	65
80	Wyoming	67
82	Oregon St.	87
54	Wichita St. ■	50
89	Tex. A&M-Corp. Chris ■	50
66	Bethune-Cookman ■	52
52	UMKC	93
64	St. Louis	65
92	Savannah St. ■	51
67	Kansas	73
56	Oklahoma St. ■	57
70	Texas A&M ■	61
49	Oklahoma	61
70	Kansas ■	78
53	Missouri	62
78	Nebraska ■	61
81	Colorado	82
90	Iowa St. ■	59
71	Texas Tech	82
63	Nebraska	58
62	Colorado ■	72
69	Iowa St.	75
69	Missouri ■	79
64	Baylor	62
58	Texas ■	48
64	Iowa St. †	78

Nickname: Wildcats
 Colors: Purple & White
 Arena: Bramlage Coliseum
 Capacity: 13,500; Year Built: 1988
 AD: Tim Weiser
 SID: Tom Gilbert

KEAN

Union, NJ 07083III

Coach: Bruce Hamburger, Kean 1981

2003-04 RESULTS (17-8)

61	Lehman †	49
65	Emmanuel (Mass.)	55
75	Keystone	63
95	Centenary (N.J.) ■	69
57	Wm. Paterson	60
79	Moravian ■	72

76	Montclair St. ■	72
72	Rhode Island Col. †	57
80	Staten Island	78
76	Ferrum †	56
87	Villa Julie	50
71	Tufts †	51
59	Catholic	56
52	Richard Stockton	65
73	TCNJ ■	69
67	Rutgers-Newark ■	64
65	Rutgers-Camden	66
79	Rowan ■	69
74	New Jersey City ■	85
67	Ramapo	68
59	Richard Stockton ■	39
58	Rutgers-Newark	82
86	Brooklyn ■	49
69	Rowan	72
62	Ramapo ■	76

Nickname: Cougars
 Colors: Blue & Silver
 Arena: D'angola Gymnasium
 Capacity: 700; Year Built: 1958
 AD: Glenn Hedden
 SID: Jack McKiernan

KEENE ST.

Keene, NH 03435-0000III

Coach: Rob Colbert, Marist 1992

2003-04 RESULTS (25-6)

80	Bridgewater St. ■	70
87	Me.-Machias ■	67
75	Endicott ■	79
97	Colby-Sawyer †	63
83	Southern Vt.	57
107	Mass.-Boston ■	84
86	Plymouth St. †	70
72	New Jersey City †	86
86	Rensselaer †	71
80	Springfield	69
79	Southern Me. ■	63
82	Western Conn. St. ■	78
69	Mass.-Dartmouth	64
78	Rhode Island Col.	67
83	Plymouth St.	61
80	Mass.-Dartmouth ■	77
59	Eastern Conn. St. ■	57
66	Lasell ■	70
84	Mass.-Boston	73
94	Tufts	96
75	Southern Me.	61
67	Plymouth St. ■	98
96	Western Conn. St.	76
76	Eastern Conn. St.	65
76	Rhode Island Col. ■	66
82	Mass.-Boston	58
94	Western Conn. St. ■	66
79	Plymouth St. ■	67
79	Babson	55
82	Rochester †	79
64	Williams	79

Nickname: Owls
 Colors: Red & White
 Arena: Spaulding Gym
 Capacity: 2,100; Year Built: 1968
 AD: John C. Ratliff
 SID: Stuart Kaufman

KENNESAW ST.

Kennesaw, GA 30144-5591II

Coach: Tony Ingle, Huntington 1976

2003-04 RESULTS (35-4)

65	Northern Ky. †	78
50	South Dakota St. †	65
75	Philadelphia U. †	60
78	Utah Valley St.	43
63	North Ala.	62
89	Tusculum ■	79
80	St. Paul's ■	63

60	Montevallo	66
74	North Ala. ■	51
129	Carver Bible ■	79
72	Reinhardt	68
97	Carson-Newman ■	67
71	Lenoir-Rhyne †	74
90	Wingate	81
77	Columbus St.	75
86	S.C.-Aiken ■	68
89	GC&SU ■	72
87	S.C. Upstate	82
76	Armstrong Atlantic ■	61
77	Augusta St. ■	45
84	GC&SU	59
63	Francis Marion	60
65	Armstrong Atlantic	61
89	Lander	77
59	Clayton St.	51
66	North Fla. ■	53
92	Columbus St. ■	72
99	UNC Pembroke	64
80	Clayton St. ■	73
66	North Fla.	52
96	S.C.-Aiken †	61
43	Clayton St. †	39
72	Columbus St. †	70
78	Catawba ■	63
70	Columbus St. ■	55
82	Francis Marion ■	73
86	Pfeiffer †	79
81	Humboldt St. †	67
84	Southern Ind. †	59

Nickname: Fighting Owls
 Colors: Black & Gold
 Arena: Spec Landrum Centre
 Capacity: 1,008; Year Built: 1963
 AD: Dave Waples
 SID: Mark Toma

KENT ST.

Kent, OH 44242-0001I

Coach: Jim Christian, Rhode Island 1988

2003-04 RESULTS (22-9)

111	Houghton ■	52
67	IPFW	66
64	Southwest Mo. St.	63
83	Eastern Mich.	74
49	Rhode Island ■	60
116	Cleveland St. ■	66
54	Boston College	58
74	St. Bonaventure †	46
68	Detroit	48
70	Ball St. ■	67
63	Marshall	61
80	Ohio ■	71
65	Miami (Ohio)	74
84	Western Mich. ■	71
92	Toledo ■	56
71	Bowling Green	64
77	Akron ■	66
69	Northern Ill.	67
76	Central Mich.	61
79	Buffalo ■	75
80	Bowling Green ■	72
86	Marshall ■	65
70	Creighton ■	55
66	Buffalo	82
61	Akron	64
57	Miami (Ohio) ■	59
59	Ohio	60
79	Bowling Green †	66
66	Miami (Ohio) †	56
66	Western Mich. †	77
54	West Virginia ■	65

Nickname: Golden Flashes
 Colors: Navy Blue & Gold
 Arena: Memorial Athletic & Convocation Center
 Capacity: 6,327; Year Built: 1950
 AD: Laing E. Kennedy
 SID: Jeff Schaefer

KENTUCKY

Lexington, KY 40506-0033I

Coach: Tubby Smith, High Point 1973

2003-04 RESULTS (27-5)

65	Winthrop ■	44
108	Tennessee Tech ■	81
89	Marshall †	76
52	UCLA †	50
79	Michigan St. †	74
80	Indiana †	41
101	Eastern Ky. ■	72
56	Louisville ■	65
61	Austin Peay †	53
61	North Carolina ■	56
75	Vanderbilt	63
67	Mississippi St.	66
57	Georgia ■	65
69	Tennessee	68
71	Notre Dame	63
71	Mississippi ■	61
60	Vanderbilt	66
68	Florida	65
65	South Carolina ■	64
66	Alabama ■	55
68	Georgia	74
73	Arkansas ■	56
68	Auburn	59
92	Tennessee ■	60
70	LSU	64
84	South Carolina	65
82	Florida ■	62
69	Georgia †	60
78	South Carolina †	63
89	Florida †	73
96	Florida A&M †	76
75	UAB †	76

Nickname: Wildcats
 Colors: Blue & White
 Arena: Rupp Arena
 Capacity: 23,000; Year Built: 1976
 AD: Mitch S. Barnhart
 SID: Scott Stricklin

KENTUCKY ST.

Frankfort, KY 40601II

Coach: Thomas Patterson,
 Grace Bible (Mich.) 1995

2003-04 RESULTS (8-21)

101	Bellarmino ■	83
84	West Virginia St. ■	87
77	Paine	84
67	Benedict	71
52	Western Ky.	107
85	Morehouse ■	87
102	Clark Atlanta ■	64
81	Lane	76
82	Fort Valley St.	79
64	Albany St. (Ga.)	69
73	Paine ■	74
69	Benedict ■	77
59	Morehouse	83
69	Clark Atlanta	78
53	Fort Valley St. ■	58
63	Albany St. (Ga.) ■	67
61	Lane ■	75
74	Tuskegee ■	77
63	Stillman ■	52
68	Central St. (Ohio) ■	53
56	LeMoyn-Owen ■	61
73	Miles ■	83
58	Central St. (Ohio)	65
60	LeMoyn-Owen	65
34	Miles	67
86	Stillman	57
74	Tuskegee	76
61	Paine †	60
92	Lane †	95

Nickname: Thorobreds
 Colors: Green & Gold
 Arena: William Exum HPER Center
 Capacity: 2,750; Year Built: 1994
 AD: Curtis Campbell
 SID: Ron Braden

KY. WESLEYAN

Owensboro, KY 42302-1039II

Coach: Ray Harper, Ky. Wesleyan 1985

2003-04 RESULTS (22-8)

89	Ill.-Springfield ■	69
65	Southern Ind. ■	78
74	Quincy.....	80
77	SIU Edwardsville.....	70
90	Lincoln (Mo.) ■	62
78	Gannon.....	82
100	Glenville St. ■	68
82	Wis.-Parkside ■	54
85	St. Joseph's (Ind.) ■	86
67	Northern Ky.....	66
89	Bellarmine.....	63
68	Southern Ind.....	72
75	Mo.-St. Louis.....	62
77	SIU Edwardsville ■	64
85	Lewis ■	74
70	St. Joseph's (Ind.)	76
79	Indianapolis.....	60
109	Bellarmine ■	89
92	Fla. Gulf Coast ■	79
107	Oakland City ■	77
93	Mo.-St. Louis ■	72
89	Quincy ■	84
78	Lewis.....	81
85	Wis.-Parkside.....	75
121	Indianapolis ■	118
87	Northern Ky. ■	66
82	St. Joseph's (Ind.) †	71
74	Southern Ind. †	73
72	Lewis †	71
83	Southern Ind. †	96

Nickname: Panthers
 Colors: Purple & White
 Arena: Owensboro Sportscenter
 Capacity: 5,002; Year Built: 1949
 AD: Larry E. Moore
 SID: Roy Pickerill

KENYON

Gambier, OH 43022-9223III

Coach: Matt Croci, Wittenberg 1994

2003-04 RESULTS (9-17)

41	Wheaton (Ill.).....	86
68	Asbury †.....	76
75	Wash. & Jeff.....	71
69	Carnegie Mellon.....	75
85	Mt. Aloysius †.....	76
75	Bluffton ■	69
55	Wabash.....	70
59	Grove City ■	67
43	Albion.....	70
66	Marian (Ind.) †.....	77
56	Ohio Wesleyan ■	78
56	Wittenberg.....	89
72	Allegheny.....	79
64	Wooster ■	81
73	Earlham ■	63
70	Denison.....	65
70	Oberlin.....	68
69	Hiram.....	63
61	Allegheny ■	75
63	Wooster.....	90
67	Oberlin ■	57
55	Hiram.....	48
67	Earlham.....	78
66	Denison ■	71
58	Wabash.....	59
49	Wooster.....	87

Nickname: Lords
 Colors: Purple & White
 Arena: Tamsich Arena
 Capacity: 2,000; Year Built: 1981
 AD: Peter Smith
 SID: Marty Fuller

KEUKA

Keuka Park, NY 14478-0098....III

Coach: George Wunder, Rochester 1986

2003-04 RESULTS (10-13)

76	Hobart ■	84
108	Practical Bible.....	43
75	D'Youville †.....	58
90	Nazareth.....	86
83	Oneonta St. ■	75
49	Potsdam St.....	68
63	Clarkson.....	68
65	St. John Fisher ■	70
56	Geneseo St. †.....	92
63	Nazareth.....	85
51	D'Youville.....	57
69	Medaille.....	74
88	Cazenovia.....	81
67	Hilbert.....	81
81	Centenary (N.J.) ■	74
61	Utica.....	87
83	Medaille ■	82
85	Cazenovia ■	77
81	Hilbert ■	72
64	D'Youville ■	69
103	Mt. Aloysius.....	83
75	Nazareth.....	81
77	Medaille ■	80

Nickname: Storm
 Colors: Green & Gold
 Arena: Weed Physical Arts Center
 Capacity: 1,800; Year Built: 1973
 AD: David M. Sweet
 SID: Jason Baribeau

KING'S (PA.)

Wilkes-Barre, PA 18711-0801 ..III

Coach: J.P. Andrejko, Scranton 1988

2003-04 RESULTS (20-6)

81	New Jersey City †.....	75
61	Susquehanna.....	73
82	Misericordia ■	53
97	Lincoln (Pa.) ■	76
78	Wilkes.....	67
102	Delaware Valley ■	81
84	Chestnut Hill.....	70
76	Elizabethtown †.....	87
69	Dickson ■	39
103	Elmira ■	64
89	Marywood.....	62
64	Richard Stockton †.....	47
68	Salisbury †.....	57
74	lycoming ■	65
66	DeSales.....	76
72	Scranton.....	66
78	Drew ■	58
77	Delaware Valley.....	73
64	FDU-Florham ■	58
54	Wilkes ■	45
72	DeSales ■	79
74	lycoming.....	77
80	Drew.....	58
82	Scranton ■	56
72	FDU-Florham.....	55
63	lycoming ■	74

Nickname: Monarchs
 Colors: Red & Gold
 Arena: Scandlon Gym
 Capacity: 3,200; Year Built: 1968
 AD: Tom Baker
 SID: Bob Ziadie

KNOX
 Galesburg, IL 61401-4999.....III

Coach: Tim Heimann, Knox 1970

2003-04 RESULTS (10-13)

77	Maryville (Mo.) ■	71
87	Principia ■	67
63	Lake Forest.....	65
67	Eureka ■	64
79	MacMurray.....	74
66	Clarke.....	57
66	Concordia (Ill.).....	70
64	Illinois Col. ■	77
70	Monmouth (Ill.) ■	63
67	Lake Forest ■	81
62	Beloit.....	66
77	Ripon ■	72
86	Grinnell ■	98
52	St. Norbert.....	74
59	Carroll (Wis.).....	103
69	Lawrence ■	81
84	St. Norbert ■	89
75	Ripon.....	85
88	Beloit.....	83
105	Grinnell.....	108
92	Lincoln Chrst. ■	87
68	Illinois Col.....	58
84	Monmouth (Ill.).....	103

Nickname: Prairie Fire
 Colors: Purple & Gold
 Arena: Memorial Gym
 Capacity: 3,000; Year Built: 1951
 AD: Dan Calandro
 SID: Kevin Walden

KUTZTOWN

Kutztown, PA 19530-0721II

Coach: Bernie Driscoll, Dickinson 1977

2003-04 RESULTS (18-11)

87	Pfeiffer †.....	98
78	Columbia Union †.....	61
81	Columbia Union.....	63
99	Penn St.-Berks ■	52
75	Indiana (Pa.).....	82
68	Shippensburg.....	85
55	Edinboro.....	77
68	Clarion.....	76
87	Slippery Rock ■	66
66	California (Pa.) ■	62
69	Lock Haven.....	63
64	Mansfield.....	78
65	Cheyney.....	86
89	Columbia Union ■	69
82	East Stroudsburg ■	84
77	Bloomsburg ■	75
71	Millersville ■	51
95	Goldkey-Beacom ■	52
81	West Chester.....	64
82	Cheyney ■	87
77	Mansfield ■	67
92	Phila. Sciences ■	74
74	East Stroudsburg.....	70
69	Bloomsburg.....	62
65	West Chester ■	63
63	Millersville.....	67
76	Mansfield.....	72
91	California (Pa.) †.....	84
74	Indiana (Pa.) †.....	83

Nickname: Golden Bears
 Colors: Maroon & Gold
 Arena: Keystone Hall
 Capacity: 4,000; Year Built: 1971
 AD: Clark Yeager
 SID: Josh Leiboff

LA ROCHE

Pittsburgh, PA 15237III

Coach: Scott Lang, Clarion 1993

2003-04 RESULTS (14-14)

76	Thiel ■	77
77	Allegheny.....	86
68	Marietta †.....	81
68	Lake Erie.....	88
76	Oberlin ■	69
71	Westminster (Pa.).....	92
86	Mt. Aloysius.....	80
73	Grove City ■	63
69	Carnegie Mellon.....	70
82	Waynesburg ■	64
84	Wash. & Jeff.....	83
66	Bethany (W.V.) ■	69
68	Penn St.-Altoona ■	57
78	Frostburg St.....	84
86	Pitt-Greensburg ■	77
66	Penn St.-Behrend.....	69
79	Frostburg St.....	82
73	Medaille ■	58
56	Juniata.....	73
70	Lake Erie ■	66
79	Pitt-Bradford ■	69
65	Penn St.-Altoona.....	74
60	Penn St.-Behrend ■	58
61	Pitt-Greensburg.....	79
71	Frostburg St.....	80
61	Pitt-Bradford ■	60
66	Penn St.-Behrend.....	57
44	Frostburg St. †.....	42

Nickname: Redhawks
 Colors: Red & White
 Arena: Kerr Fitness & Sports Center
 Capacity: 1,200; Year Built: 1993
 AD: Jim Tinkey
 SID: Scott Lang

LA SALLE

Philadelphia, PA 19141-1199I

Coach: Billy Hahn, Maryland 1975

2003-04 RESULTS (10-20)

71	Wichita St. †.....	74
64	Hampton †.....	68
48	Appalachian St. †.....	59
63	Lafayette.....	83
79	James Madison ■	71
61	Villanova †.....	74
64	Florida Int'l.....	55
74	Mt. St. Mary's.....	55
54	Va. Commonwealth ■	55
76	South Carolina St. †.....	63
71	Chattanooga.....	65
74	Seton Hall ■	86
78	Massachusetts.....	64
66	Richmond ■	55
47	Pennsylvania ■	71
57	George Washington.....	74
45	Xavier.....	84
75	Dayton ■	77
74	Duquesne.....	70
54	Rhode Island ■	58
63	St. Joseph's.....	89
71	Duquesne ■	55
89	St. Bonaventure ■	78
68	Xavier ■	78
50	Richmond.....	66
70	Temple ■	74
58	Dayton.....	72
75	Fordham.....	83
72	George Washington ■	87
42	Rhode Island †.....	55

Nickname: Explorers
 Colors: Blue & Gold
 Arena: Tom Gola Arena
 Capacity: 4,000; Year Built: 1972
 AD: Thomas M. Brennan
 SID: Kale Beers

LA VERNE

La Verne, CA 91750-4443III

Coach: Gabe Duran, La Verne

2003-04 RESULTS (12-13)

81 UC San Diego ■	78
89 West Coast Chrst. ■	72
87 Chapman ■	82
90 La Sierra	69
76 Vanguard ■	84
86 West Coast Chrst.	84
89 Midland Lutheran ■	95
73 Colorado Col. †	83
84 S'western (Ariz.) ■	57
102 La Sierra ■	71
85 UC Santa Cruz ■	63
79 Claremont-MS	86
66 Cal Lutheran ■	81
108 Redlands ■	115
90 Pomona-Pitzer	84
108 Caltech	16
67 Occidental ■	70
97 Whittier	106
80 Claremont-MS ■	92
70 Cal Lutheran	76
130 Redlands	126
53 Pomona-Pitzer ■	77
64 Caltech ■	12
81 Occidental	94
69 Whittier ■	74

Nickname: Leopards, Leos
 Colors: Orange & Green
 Arena: Student Center Gym
 Capacity: 900; Year Built: 1973
 AD: Christopher M. Ragsdale
 SID: Will Darity

LAFAYETTE

Easton, PA 18042I

Coach: Fran O'Hanlon, Villanova 1970

2003-04 RESULTS (18-10)

65 Rutgers	71
74 St. Peter's ■	71
83 La Salle ■	63
69 Drexel	68
96 Centenary (N.J.) ■	54
77 Binghamton ■	72
84 Lycoming ■	73
87 Cornell ■	79
47 Princeton	44
59 Southern California	81
76 Cal St. Northridge	99
82 Columbia	73
68 Pennsylvania	88
97 Colgate ■	86
76 Army ■	40
60 Holy Cross	58
111 Lehigh ■	104
81 Bucknell ■	72
86 American	83
65 Navy	50
66 Colgate	75
78 Army	70
78 Holy Cross ■	72
61 Bucknell	79
73 Lehigh	78
71 Navy ■	75
82 American ■	90
66 Colgate †	67

Nickname: Leopards
 Colors: Maroon & White
 Arena: Kirby Sports Center
 Capacity: 3,500; Year Built: 1973
 AD: Bruce McCutcheon
 SID: Phil LaBella

LAGRANGE

La Grange, GA 30240III

Coach: Warren Haynes, LaGrange 1998

2003-04 RESULTS (14-13)

103 Oglethorpe †	97
84 Emory †	89
82 Methodist	101
65 Birmingham-So.	94
87 Atlanta Christian	77
81 Berry	94
94 SCAD ■	87
72 Rhodes	81
83 Bethel (Tenn.)	97
88 Principia ■	53
97 Westminster (Pa.) ■	96
84 Huntingdon ■	64
70 Maryville (Tenn.)	96
88 Emory ■	78
91 Fisk ■	108
89 Piedmont	84
89 Thomas More	100
91 Atlanta Christian ■	82
86 Fisk	82
103 Oglethorpe	88
72 SCAD	87
72 Huntingdon	80
74 Maryville (Tenn.) ■	98
106 Piedmont ■	101
96 Thomas More ■	95
101 Fisk †	81
75 Maryville (Tenn.)	92

Nickname: Panthers
 Colors: Red & Black
 Arena: Mariotti Gymnasium
 Capacity: 500; Year Built: 1958
 AD: Philip R. Williamson
 SID: John Hughes

LAKE ERIE

Painesville, OH 44077III

Coach: James Dolan, Hiram 1959

2003-04 RESULTS (9-17)

46 Centre †	66
85 Phila. Bible †	69
70 Hiram †	65
88 John Carroll	93
61 Mount Union ■	82
88 La Roche ■	68
69 Edinboro	88
71 Notre Dame (Ohio)	97
59 Hilbert	61
76 Thiel ■	80
71 Bluffton	76
76 Millikin †	87
92 Thiel	81
74 Frostburg St.	63
68 Hilbert ■	63
49 Penn St.-Behrend ■	72
70 Pitt.-Greensburg	72
60 Pitt.-Bradford	80
57 Penn St.-Altoona ■	56
69 Frostburg St. ■	53
66 La Roche	70
66 Pitt.-Greensburg ■	73
56 Penn St.-Behrend	77
52 Penn St.-Altoona	61
69 Pitt.-Bradford ■	68
66 Frostburg St.	67

Nickname: Storm
 Colors: Green & White
 Arena: Lincoln Gym
 Capacity: 1,000; Year Built: 1978
 AD: Ken Krsolovic
 SID: Jason Stronz

LAKE FOREST

Lake Forest, IL 60045III

Coach: Chris Conger, Wisconsin 1995

2003-04 RESULTS (13-11)

52 Carthage ■	79
68 Lakeland ■	67
74 Concordia (Wis.)	79
71 Eureka †	75
65 Knox ■	63
103 Grinnell	119
86 North Park ■	82
45 Benedictine (Ill.)	62
63 Chicago ■	49
58 Monmouth (Ill.) ■	54
81 Knox	67
60 Carroll (Wis.) ■	65
62 Illinois Col.	67
59 Beloit	53
41 Ripon	56
56 St. Norbert ■	53
59 Beloit ■	58
50 Lawrence	81
61 Carroll (Wis.)	66
77 Illinois Col. ■	66
109 Grinnell	88
82 Monmouth (Ill.)	76
67 Lawrence ■	59
63 Lawrence	68

Nickname: Foresters
 Colors: Red & Black
 Arena: Sports Center
 Capacity: 1,200; Year Built: 1968
 AD: Jackie A. Slaats
 SID: Mike Wajerski

LAKE SUPERIOR ST.

Sault Ste. Marie, MI 49783II

Coach: Mike Fitzner,
 Wayne St. (Neb.) 1997

2003-04 RESULTS (9-19)

81 Minn.-Morris	72
74 St. Joseph's (Ind.)	89
93 Grace Bible (Mich.) ■	79
97 Davenport †	62
77 Hillsdale	88
75 Wayne St. (Mich.)	82
65 Ferris St.	88
72 Grand Valley St.	81
73 Alas. Fairbanks	84
60 Alas. Anchorage †	67
82 Finlandia	76
95 Davenport ■	54
67 Gannon ■	77
46 Mercyhurst ■	54
113 Northland Bapt. ■	46
73 Findlay	94
90 Saginaw Valley ■	83
71 Ashland ■	72
64 Northern Mich. ■	71
77 Michigan Tech ■	83
109 Marygrove ■	66
64 Northwood	73
67 Grand Valley St. ■	79
79 Ferris St. ■	88
76 Michigan Tech	92
67 Northern Mich.	82
67 Northwood ■	86
71 Saginaw Valley	68

Nickname: Lakers
 Colors: Royal Blue & Gold
 Arena: James Norris Center
 Capacity: 2,500; Year Built: 1976
 AD: Bill Crawford
 SID: Linda Bouvet

LAKELAND

Sheboygan, WI 53082-0359III

Coach: Gary Grzesk,
 Wis.-Green Bay 1996

2003-04 RESULTS (16-13)

77 DePauw †	79
64 Transylvania	79
67 Lake Forest	68
73 Trinity Int'l ■	60
75 North Central	73
58 Concordia (Wis.) ■	79
48 Edgewood	71
84 Northland Bapt. ■	51
58 Benedictine (Ill.) ■	62
88 Rockford ■	78
69 Siena Heights †	80
83 Purdue-North Cent. †	75
48 DePauw †	56
48 Viterbo	58
67 Wis. Lutheran	63
75 Marian (Wis.)	70
71 Maranatha Baptist ■	60
81 Milwaukee Engr. ■	69
58 Concordia (Wis.)	70
70 Edgewood ■	66
61 Wis.-Whitewater	88
74 Wis. Lutheran ■	61
65 Marian (Wis.)	73
82 Maranatha Baptist	78
85 Milwaukee Engr.	72
79 Maranatha Baptist ■	70
67 Edgewood	63
60 Wis. Lutheran ■	54
51 Lawrence	86

Nickname: Muskies
 Colors: Navy & Gold
 Arena: Todd Wehr Center
 Capacity: 1,500; Year Built: 1985
 AD: Jane Bouche
 SID: John Weber

LAMAR

Beaumont, TX 77710I

Coach: Billy Tubbs, Lamar 1958

2003-04 RESULTS (11-18)

92 LeTourneau	72
110 Hardin-Simmons ■	76
88 North Texas	72
123 Huston-Tillotson ■	76
62 Houston	68
79 Texas Southern ■	67
81 Midwestern St. ■	78
78 Rice ■	84
71 Pacific ■	73
88 Hawaii	94
62 East Tenn. St. †	75
68 Bowling Green †	81
89 Sam Houston St. ■	80
64 La.-Monroe	82
68 Northwestern St.	88
53 Southeastern La. ■	65
66 Texas St.	82
91 Texas-San Antonio ■	95
83 Texas-Arlington	72
78 Tex.-Pan American	90
110 Northwestern St. ■	97
82 Texas St. ■	77
72 McNeese St.	77
79 Nicholls St.	83
72 Southeastern La.	89
63 Stephen F. Austin ■	60
65 La.-Monroe ■	77
72 Texas-San Antonio	78
85 Sam Houston St.	107

Nickname: Cardinals
 Colors: Red & White
 Arena: Montagne Center
 Capacity: 10,080; Year Built: 1984
 AD: Billy Tubbs
 SID: Daucy Crizer

LANDER

Greenwood, SC 29649-2099.....II

Coach: Roger Bagwell, Lander 1973

2003-04 RESULTS (7-21)

66 Mars Hill ■	55
61 Anderson (S.C.) ■	71
46 Winston-Salem ■	52
70 Wingate	72
70 Newberry ■	68
58 Presbyterian ■	64
85 Livingstone ■	80
59 Erskine ■	69
54 Presbyterian	72
79 Tusculum	90
66 Francis Marion ■	77
68 GC&SU	64
45 Augusta St. ■	57
57 Clayton St. ■	70
66 UNC Pembroke ■	64
60 Armstrong Atlantic	71
40 Augusta St.	63
53 North Fla. ■	54
76 Allen ■	48
53 UNC Pembroke	62
77 Kennesaw St. ■	89
66 S.C. Upstate	80
84 S.C.-Aiken ■	72
56 Francis Marion	77
74 Columbus St.	95
60 S.C. Upstate ■	71
70 S.C.-Aiken	75
69 Armstrong Atlantic †	74

Nickname: Bearcats
 Colors: Blue & Gold
 Arena: Finis Horne Arena
 Capacity: 2,500; Year Built: 1993
 AD: Jefferson J. May
 SID: Bob Stoner

LANE

Jackson, TN 38301-4598.....II

Coach: J.L. Perry, Lane 1971

2003-04 RESULTS (19-10)

69 North Ala. ■	73
86 Ark. Baptist ■	70
61 Paine	62
69 Benedict	80
65 Henderson St. †	80
61 Ouachita Baptist †	75
104 Clark Atlanta ■	84
74 Morehouse ■	69
76 Kentucky St. ■	81
77 Albany St. (Ga.)	81
60 Fort Valley St.	67
84 Benedict ■	79
86 Paine ■	76
81 Clark Atlanta	73
80 Morehouse	75
96 Albany St. (Ga.) ■	88
67 Fort Valley St. ■	60
75 Kentucky St.	61
92 Stillman ■	57
80 Tuskegee ■	67
81 Ark. Baptist	60
88 Miles ■	76
113 LeMoyne-Owen †	74
64 Miles	58
94 LeMoyne-Owen	77
83 Tuskegee	92
79 Stillman	68
95 Kentucky St. †	92
75 Benedict †	89

Nickname: Dragons
 Colors: Cardinal Red & Royal Blue
 Arena: J.F. Lane Center
 Capacity: 2,500; Year Built: 1974
 AD: J.L. Perry
 SID: William Head

LASELL

Newton, MA 02466III

Coach: Chris Harvey,
 Worcester St. 1994

2003-04 RESULTS (25-4)

78 Anna Maria †	56
67 Brandeis	58
59 Colby	57
98 Becker ■	54
87 Castleton St.	82
98 Newbury	82
97 Johnson St.	55
79 Elms	62
77 Me-Farmington ■	70
88 Thomas ■	60
84 Mount Ida	68
77 Castleton St. ■	59
83 Johnson St. ■	53
65 Williams	75
70 Keene St.	66
74 Husson	75
78 Maine Maritime	57
76 Western Conn. St.	92
79 Elms ■	57
90 Becker	68
110 Mount Ida ■	74
94 Thomas	73
63 Me-Farmington	62
84 Husson	67
73 Maine Maritime ■	61
108 Thomas ■	64
86 Me-Farmington ■	74
87 Castleton St. ■	68
66 Trinity (Conn.)	72

Nickname: Lasers
 Colors: Columbia & Navy
 Arena: Lasell Gymnasium
 Capacity: 300; Year Built: 1997
 AD: Kristy Walter
 SID: Jessica King

LAWRENCE

Appleton, WI 54912-0599III

Coach: John Tharp, Beloit 1991

2003-04 RESULTS (24-5)

93 Palm Beach Atl. †	50
80 North Central	84
73 Wis.-Oshkosh ■	58
77 Milwaukee Engr. ■	33
71 Viterbo	62
92 Beloit ■	68
70 Palm Beach Atl.	54
77 Carthage †	53
61 Carroll (Wis.)	60
82 Ripon ■	62
74 St. Norbert	65
76 Illinois Col.	70
101 Monmouth (Ill.) ■	68
125 Grinnell ■	111
81 Knox	69
85 Monmouth (Ill.)	93
85 St. Norbert ■	50
81 Lake Forest ■	50
89 Illinois Col. ■	59
85 Ripon	89
76 Carroll (Wis.) ■	63
78 Beloit	63
59 Lake Forest	67
68 Lake Forest ■	63
82 Carroll (Wis.) ■	71
86 Lakeland ■	51
72 Buena Vista	66
86 Sul Ross St. †	79
81 Wis.-Stevens Point †	82

Nickname: Vikings
 Colors: Blue & White
 Arena: Alexander Gym
 Capacity: 1,000; Year Built: 1929
 AD: Kimberly N. Tatro
 SID: Joe Vanden Akker

LE MOYNE

Syracuse, NY 13214-1399.....II

Coach: Steve Evans, Union (N.Y.) 1994

2003-04 RESULTS (17-11)

85 Daemen ■	89
51 Pace ■	67
78 St. Rose	83
47 Bryant	76
61 American Int'l ■	53
72 Assumption	68
85 Franklin Pierce ■	81
67 Queens (N.Y.)	76
81 Neb. Wesleyan †	65
78 Sewanee †	67
60 Southern N.H.	71
61 Mass.-Lowell ■	58
82 Merrimack ■	72
72 Stonehill	76
76 Bentley	66
74 St. Anselm ■	65
68 St. Michael's	53
84 Assumption	70
60 American Int'l	47
80 Bryant ■	59
67 Pace	73
57 Southern Conn. St.	69
78 St. Rose ■	68
80 St. Anselm	103
78 St. Michael's ■	63
93 Cazenovia ■	62
70 Southern Conn. St. ■	61
65 Bryant ■	72

Nickname: Dolphins
 Colors: Green & Gold
 Arena: Ted Grant Court
 Capacity: 2,000; Year Built: 1954
 AD: Richard Rockwell
 SID: Mike Donlin

LEBANON VALLEY

Annville, PA 17003-1400.....III

Coach: Brad McAlester,
 Southampton 1953

2003-04 RESULTS (17-12)

72 Chestnut Hill †	63
51 Alvernia	65
76 Dickinson	60
87 Ursinus	102
71 Albright	70
67 Messiah ■	51
56 Frank. & Marsh. ■	77
65 Richard Stockton	75
68 Swarthmore	52
71 Rutgers-Newark ■	70
114 Delaware Valley ■	79
81 Lincoln (Pa.) ■	65
74 Moravian	58
77 Susquehanna	70
79 Scranton	84
70 Widener ■	78
67 Elizabethtown	61
45 Juniata ■	63
83 Messiah	67
76 Albright ■	78
68 Susquehanna ■	61
80 Moravian	70
75 Elizabethtown ■	82
54 Widener	70
72 Juniata	83
54 Widener	63
84 Ursinus	83
71 Alvernia †	68
65 DeSales	62

Nickname: Flying Dutchmen
 Colors: Blue, White & Red
 Arena: Lynch Memorial Gymnasium
 Capacity: 1,400; Year Built: 1950
 AD: Kathleen Tierney
 SID: Braden Snyder

LEES-MCRAE

Banner Elk, NC 28604-0128II

Coach: Randy Unger, Taylor 1976

2003-04 RESULTS (10-18)

71 Newberry	82
75 Mars Hill	74
70 Queens (N.C.) ■	100
78 Barton	100
50 Coastal Caro.	115
78 Mars Hill	88
72 Belmont Abbey ■	71
87 Glenville St. ■	85
65 Erskine	67
104 Pfeiffer ■	111
79 St. Andrews	77
78 Limestone	79
71 Mount Olive ■	98
93 North Greenville	87
96 Coker	99
83 Erskine ■	85
70 Queens (N.C.)	82
88 Barton ■	72
74 Limestone	83
101 North Greenville ■	72
110 St. Andrews ■	88
67 Pfeiffer	86
86 Anderson (S.C.)	81
70 Mount Olive	100
73 Anderson (S.C.) ■	79
80 Coker ■	67
69 Belmont Abbey	104
85 Limestone	87

Nickname: Bobcats
 Colors: Forest Green & Gold
 Arena: Williams Gym
 Capacity: 1,200; Year Built: 1975
 AD: Ried Estus
 SID: Julie Kennedy

LEHIGH

Bethlehem, PA 18015-3089.....I

Coach: Billy Taylor, Notre Dame 1995

2003-04 RESULTS (20-11)

54 Long Island ■	66
64 Stony Brook ■	49
56 Sacred Heart	58
55 Connecticut	75
82 Swarthmore ■	58
88 Harvard ■	79
60 Columbia	57
99 Delaware Valley ■	61
60 Dartmouth	57
55 Albany (N.Y.)	63
59 Vanderbilt	85
64 Wagner ■	59
76 Cornell	89
80 Navy ■	61
75 Bucknell ■	70
63 American	58
104 Lafayette	111
60 Army	45
63 Holy Cross ■	53
61 Colgate ■	56
66 Navy	38
63 Bucknell	64
86 American ■	65
68 Army ■	63
78 Lafayette ■	73
48 Colgate	54
57 Holy Cross	72
62 Navy †	60
60 Bucknell †	45
59 American ■	57
57 Florida A&M †	72

Nickname: Mountain Hawks
 Colors: Brown & White

Arena: Stabler Arena
Capacity: 5,600; Year Built: 1979
AD: Joseph D. Sterrett
SID: Jeff Tourial

LEHMAN

Bronx, NY 10468-1589.....III

Coach: Steve Schluman, Syracuse 1989

2003-04 RESULTS (22-7)

49 Kean ↑	61
80 Maine Maritime ↑	52
80 Purchase St. ■	67
89 CCNY ■	72
70 Stevens Institute ■	53
70 Baruch	62
76 John Jay ■	81
71 Yeshiva	64
59 St. Joseph's (L.I.) ■	56
73 Emmanuel (Mass.) ■	53
89 Hunter ■	81
84 City Tech	80
79 Centenary (N.J.)	67
97 Brooklyn ■	61
62 Farmingdale	76
66 Staten Island ■	79
64 York (N.Y.)	55
90 Hunter	65
90 CCNY	72
91 Maritime (N.Y.) ■	78
79 Baruch ■	62
77 Montclair St.	81
71 John Jay	76
74 Medgar Evers ■	73
83 Polytechnic (N.Y.)	70
94 Hunter ↑	79
81 John Jay ↑	73
75 City Tech ↑	69
68 Lycoming	74

Nickname: Lightning
Colors: Blue, Green & White
Arena: Lehman College APEX
Capacity: 1,200; Year Built: 1994
AD: Martin L. Zwiren
SID: Eric Harrison

LEMOYNE-OWEN

Memphis, TN 38126II

Coach: Jerry Johnson,
Fayetteville St. 1951

2003-04 RESULTS (3-25)

64 Christian Bros.	74
59 Ala.-Huntsville ↑	63
75 North Ala. ↑	97
65 Christian Bros. ■	83
68 Albany St. (Ga.) ■	87
74 Fort Valley St. ■	107
78 Paine	76
64 Benedict	86
80 Stillman ■	82
70 Tuskegee ■	74
63 Clark Atlanta ■	74
53 Morehouse ■	81
55 Miles	77
84 Stillman	86
65 Tuskegee	79
69 Paine ■	84
86 Benedict ■	88
54 Albany St. (Ga.)	105
59 Fort Valley St.	83
73 Rust	82
61 Kentucky St.	56
74 Lane ↑	113
65 Kentucky St. ■	60
77 Lane ■	94
75 Clark Atlanta	84
77 Morehouse	104
70 Miles ■	101
59 Clark Atlanta ↑	70

Nickname: Magicians
Colors: Purple & Old Gold
Arena: Bruce Hall
Capacity: 1,000; Year Built: 1954
AD: E. D. Wilkens
SID: Willie Patterson

LENOIR-RHYNE

Hickory, NC 28603II

Coach: John Lentz, Lenoir-Rhyne 1974

2003-04 RESULTS (19-9)

84 Limestone ↑	65
70 S.C. Upstate	67
62 Longwood ■	63
70 Shawnee St. ↑	80
67 Longwood ↑	64
87 St. Paul's ↑	66
74 Fayetteville St. ↑	67
87 UNC Pembroke ↑	53
48 Armstrong Atlantic	56
78 Longwood	58
74 Kennesaw St. ↑	71
71 Barber-Scotia ↑	56
79 Catawba	69
72 Newberry	47
84 Tusculum ■	73
81 Carson-Newman	75
69 Presbyterian ■	44
93 Wingate ■	87
93 Mars Hill	62
62 Catawba ■	64
74 Newberry ■	75
72 Tusculum	73
65 Carson-Newman ■	73
77 Presbyterian	62
110 Wingate	82
96 Mars Hill ■	72
72 Mars Hill ↑	75
81 Bowie St. ↑	86

Nickname: Bears
Colors: Red (PMS 201) & Black
Arena: Shuford Memorial Gym
Capacity: 3,200; Year Built: 1957
AD: Neill McGeachy
SID: John Karrs

LETOURNEAU

Longview, TX 75607-7001III

Coach: Bernie Balikian,
Pt. Loma Nazarene 1978

2003-04 RESULTS (6-19)

72 Lamar	92
66 Concordia-Austin	97
69 Mary Hardin-Baylor	94
54 Texas Lutheran ■	72
76 Schreiner ■	81
84 SW'ern of Chr. Min.	92
89 McMurry	96
84 Hardin-Simmons	86
101 Howard Payne ■	105
91 Sul Ross St. ■	96
79 Rhema	69
64 Austin	68
100 Ozarks (Ark.)	93
69 East Tex. Baptist	74
49 Mississippi Col. ■	66
93 Louisiana Col. ■	85
72 Texas-Dallas	103
90 Texas-Tyler	104
84 Texas-Dallas ■	87
92 Texas-Tyler ■	90
95 East Tex. Baptist ■	85
86 Austin ■	66
74 Ozarks (Ark.) ■	85
72 Mississippi Col.	75
87 Louisiana Col.	99

Nickname: YellowJackets
Colors: Blue & Gold

Arena: Solheim Arena
Capacity: 1,200; Year Built: 1996
AD: Bernie Balikian
SID: Shane Meling

LEWIS

Romeoville, IL 60446II

Coach: Jim Whitesell, Luther 1982

2003-04 RESULTS (24-7)

76 Ferris St. ■	63
74 Grand Valley St.	83
94 Judson (Ill.) ■	59
75 Wis.-Parkside	61
104 St. Joseph's (Ind.)	73
82 Northern Ky. ■	69
96 Bellarmine ■	75
85 Northwood ■	54
82 Fort Lewis ↑	72
61 Cal St. Bakersfield	55
100 Trinity Christian ■	56
82 Southern Ind.	77
82 Mo.-St. Louis	62
74 SIU Edwardsville ■	57
83 St. Joseph's (Ind.) ■	78
66 Indianapolis ■	63
81 Bellarmine	69
74 Ky. Wesleyan	85
80 Mo.-St. Louis ■	51
62 Quincy	38
80 Wis.-Parkside ■	63
64 Indianapolis	65
90 Northern Ky.	93
81 Ky. Wesleyan ■	58
65 Southern Ind. ■	59
76 Quincy	65
76 SIU Edwardsville	78
72 Quincy ↑	64
66 Indianapolis ↑	60
71 Ky. Wesleyan ↑	72
62 Wayne St. (Mich.) ■	65

Nickname: Flyers
Colors: Red & White
Arena: Neil Carey Arena
Capacity: 855; Year Built: 1961
AD: Paul Zakowski
SID: Mickey Smith

LEWIS & CLARK

Portland, OR 97219-7899III

Coach: Bob Gaillard,
San Francisco 1962

2003-04 RESULTS (15-10)

86 Lewis-Clark St. ↑	68
86 MacMurray ↑	70
49 Southern Utah	71
48 UC Davis	55
69 Evergreen St.	59
68 Lewis-Clark St. ↑	45
99 Cascade ■	63
81 UC Santa Cruz ↑	51
76 Cal St. Hayward	71
76 Whitworth	77
85 Whitman	76
73 George Fox ■	67
63 Willamette	67
79 Pacific Lutheran ■	54
107 Puget Sound ■	111
72 Pacific (Ore.)	59
62 Linfield	83
48 Whitworth ■	83
76 Whitman ■	61
61 Willamette ■	58
76 George Fox	83
68 Pacific Lutheran	74
94 Puget Sound	102
70 Linfield (Ore.)	56
68 Pacific (Ore.) ■	50

Nickname: Pioneers
Colors: Orange & Black

Arena: Pamplin Sports Center
Capacity: 2,300; Year Built: 1969
AD: Steve Wallo
SID: Kerry Kemper

LIBERTY

Lynchburg, VA 24502-2269I

Coach: Randy Dunton,
Baptist Bible (Mo.) 1984

2003-04 RESULTS (18-15)

55 Miami (Ohio) ■	71
64 William & Mary	91
65 Canisius ↑	48
47 Duke ↑	76
47 Seton Hall ↑	65
90 Virginia Intermont ■	65
63 Arkansas St. ■	64
85 Chattanooga ■	69
58 Iowa St.	76
66 Old Dominion	87
91 Arizona	107
54 Valparaiso ↑	72
65 Coastal Caro.	67
71 Charleston So.	55
84 UNC Asheville ■	72
79 High Point ■	66
76 Radford	83
66 VMI ■	46
63 Birmingham-So.	67
66 Winthrop ■	50
67 High Point	56
82 UNC Asheville	68
79 Coastal Caro. ■	65
71 Charleston So. ■	67
91 Birmingham-So. ■	72
74 Winthrop	62
52 VMI	61
63 UNC Greensboro	74
50 Radford ■	49
60 Charleston So. ■	54
88 Coastal Caro. ■	73
89 High Point ■	44
63 St. Joseph's ↑	82

Nickname: Flames
Colors: Red, White & Blue
Arena: Vines Center
Capacity: 9,000; Year Built: 1990
AD: Kim Graham
SID: Todd Wetmore

LIMESTONE

Gaffney, SC 29340-3799II

Coach: Larry Epperly,
Emory & Henry 1975

2003-04 RESULTS (9-20)

79 S.C. Upstate ■	80
65 Lenoir-Rhyne ↑	84
90 North Greenville	100
68 Belmont Abbey	98
76 Mars Hill	73
77 S.C. Upstate	90
72 Gardner-Webb	84
71 Mount Olive	81
59 Mars Hill ■	76
74 Barton	75
72 St. Andrews ■	67
57 Queens (N.C.)	83
80 Pfeiffer	97
79 Lees-McRae ■	78
53 Anderson (S.C.) ■	56
63 Erskine ■	73
85 St. Andrews	79
75 Belmont Abbey ■	73
83 Lees-McRae	74
75 Coker ■	65
98 Mount Olive ■	86
78 Anderson (S.C.)	85
71 Coker	82
87 Queens (N.C.) ■	95

85 Pfeiffer ■	114
50 Erskine	54
67 Barton	80
87 Lees-McRae ■	85
86 Pfeiffer	110

Nickname: Saints
 Colors: Blue, White & Gold
 Arena: Timken Center
 Capacity: 1,500; Year Built: 1972
 AD: Larry Epperly
 SID: Josh Lacy

LINCOLN (MO.)

Jefferson City, MO 65102-0029 II

Coach: Charles Terry, Arkansas 1976

2003-04 RESULTS (3-22)

43 Northeastern St.	75
73 Southern Ind.	103
64 Northeastern St. ■	50
78 Mo. Western St.	87
65 Truman †	71
65 Central Mo. St.	95
69 Mo. Western St. †	65
89 Emporia St.	101
66 Pittsburg St. ■	84
62 Ky. Wesleyan	90
70 Northwest Mo. St. ■	74
52 Incarnate Word	53
69 St. Mary's (Tex.) ■	87
70 Okla. Panhandle	81
66 St. Edward's	84
72 Oakland City	76
80 Drury ■	81
58 Rockhurst	88
54 Incarnate Word	69
57 St. Mary's (Tex.)	72
91 Okla. Panhandle ■	73
63 St. Edward's ■	74
59 Drury	87
58 SIU Edwardsville	83
76 Rockhurst ■	83

Nickname: Blue Tigers
 Colors: Navy Blue & White
 Arena: Jason Gym
 Capacity: 2,500; Year Built: 1958
 AD: Tim Abney
 SID: To be named

LINCOLN (PA.)

Lincoln Univ., PA 19352.....III

Coach: Robert Byars, Cheyney 1978

2003-04 RESULTS (8-17)

45 Montclair St.	80
80 Fisher †	54
52 Randolph-Macon ■	86
81 Cheyney †	86
76 King's (Pa.)	97
65 Southern Va. †	68
69 N.C. Wesleyan	98
66 Albright †	86
68 Valley Forge Chrst. †	58
63 Nichols †	69
73 St. Joseph's (Brkln) †	48
73 Widener	68
65 Lebanon Valley	81
77 Ramapo	100
77 Newport News	88
75 New Jersey City ■	76
65 Rowan ■	73
63 Chestnut Hill	71
67 Keystone ■	56
71 Columbia Union	69
62 Chestnut Hill ■	76
67 Keystone	64
62 Columbia Union ■	53
73 Newport News ■	79
72 Wilkes	74

Nickname: Lions
 Colors: Orange & Blue
 Arena: Manuel Rivero Hall
 Capacity: 3,000; Year Built: 1973
 AD: Cyrus D. Jones
 SID: To be named

LINCOLN MEMORIAL

Harrogate, TN 37752-1901II

Coach: Jeff Tungate, Oakland 1993

2003-04 RESULTS (6-21)

81 Hillsdale	94
75 Ashland	74
96 Lee ■	87
89 Florida Tech	69
72 Hillsdale ■	83
58 Carson-Newman	94
51 Cumberland (Ky.) ■	70
51 Central Ark. †	63
71 Carson-Newman ■	68
70 St. Joseph's (Ind.) †	89
71 Slippery Rock †	70
55 Cumberland (Ky.)	65
74 West Va. Tech	76
55 West Ala. ■	54
73 Montevallo ■	77
55 West Fla.	70
61 Valdosta St.	74
61 Ala.-Huntsville ■	63
63 North Ala. ■	72
74 West Ga.	86
43 West Fla. ■	58
40 Valdosta St. ■	46
70 Montevallo	85
62 West Ala.	75
64 Ala.-Huntsville	89
66 North Ala.	82
65 West Ga. ■	87

Nickname: Railsplitters
 Colors: Blue & Gray
 Arena: B. Frank Turner Arena
 Capacity: 5,009; Year Built: 1990
 AD: R. Jack Bondurant
 SID: Michael Peace

LINFIELD

Mc Minnville, OR 97128-6894 III

Coach: Larry Doty, Linfield 1978

2003-04 RESULTS (14-11)

78 Western Baptist	98
74 Warner Pacific †	62
65 Warner Pacific	55
106 Menlo ■	59
73 Southern Ore. ■	79
82 Western Baptist ■	86
85 Colorado Col. †	75
53 Ohio Northern †	79
105 George Fox †	72
58 Pacific Lutheran ■	57
74 Pacific (Ore.)	71
92 George Fox ■	69
63 Whitman	57
50 Whitworth	74
61 Willamette ■	74
83 Lewis & Clark ■	62
75 Puget Sound	129
68 Pacific Lutheran	66
70 George Fox	64
76 Pacific (Ore.) ■	55
89 Whitman	77
58 Whitworth ■	65
56 Lewis & Clark	70
55 Willamette	63
112 Puget Sound ■	114

Nickname: Wildcats
 Colors: Purple & Red
 Arena: Ted Wilson Gymnasium
 Capacity: 1,924; Year Built: 1989

AD: Scott Carnahan
 SID: Kelly Bird

LIPSCOMB

Nashville, TN 37204-3951I

Coach: Scott Sanderson,
 South Carolina 1984

2003-04 RESULTS (7-21)

57 Kansas St.	92
77 Fisk ■	66
84 IUPUI ■	94
80 Mercer	88
81 Georgia St.	89
74 Pepperdine ■	95
100 Sewanee ■	59
52 Nebraska	75
66 Charleston So. †	50
56 Furman	92
73 Stetson ■	66
65 Jacksonville ■	82
72 Troy St.	100
58 UCF	68
69 Fla. Atlantic	90
78 Campbell ■	61
53 Gardner-Webb ■	70
64 Belmont	66
84 Campbell	90
63 Gardner-Webb	61
75 Fla. Atlantic ■	67
57 UCF ■	73
57 Belmont	69
68 Troy St. ■	96
66 Jacksonville	71
67 Stetson	70
72 Georgia St. ■	82
77 Mercer	88

Nickname: Bisons
 Colors: Purple & Gold
 AD: Steve Potts
 SID: Mark McGee

LIVINGSTONE

Salisbury, NC 28144II

Coach: Westley Gillum,
 Southern-N.O. 1995

2003-04 RESULTS (3-24)

74 Felician †	87
92 St. Andrews †	78
69 Virginia Union ■	88
67 Bowie St.	87
80 Lander	85
83 Armstrong Atlantic †	85
64 Claflin †	70
82 S.C.-Aiken	92
69 Mars Hill	83
53 Newberry	88
50 Winston-Salem ■	78
81 Johnson Smith	96
63 N.C. Central †	95
86 Fayetteville St. ■	89
75 St. Augustine's	91
72 Shaw	93
77 St. Paul's ■	75
56 Virginia Union	86
71 Johnson Smith ■	73
84 Elizabeth City St. ■	69
73 Virginia St. ■	77
54 N.C. Central	91
91 Winston-Salem	113
74 St. Augustine's ■	99
67 Claflin	69
78 Fayetteville St.	85
65 Shaw †	72

Nickname: Blue Bears
 Colors: Columbia Blue & Black
 Arena: William Trent Gymnasium
 Capacity: 1,500; Year Built: 1970
 AD: Clifton Huff
 SID: Adrian Ferguson

LOCK HAVEN

Lock Haven, PA 17745II

Coach: John Wilson, Washburn 1980

2003-04 RESULTS (4-23)

58 Charleston (W.V.) ■	84
93 Bloomfield †	105
51 Holy Family †	78
68 Washburn	129
46 Mo.-Rolla †	73
47 East Stroudsburg	58
61 Millersburg	81
70 Millersville ■	81
73 West Chester ■	77
69 Mansfield ■	89
59 Fairmont St. ■	54
63 Kutztown ■	69
59 Cheyney	98
56 Indiana (Pa.)	76
58 Edinboro ■	75
60 Shippensburg	57
57 California (Pa.) ■	69
57 Clarion	72
76 Slippery Rock	75
64 Edinboro	81
86 Dist. Columbia ■	94
52 Indiana (Pa.) ■	74
52 California (Pa.)	54
45 Shippensburg	64
68 Clarion ■	57
59 Pitt.-Johnstown	99
80 Slippery Rock ■	89

Nickname: Bald Eagles
 Colors: Crimson & White
 Arena: Thomas Field House
 Capacity: 2,500; Year Built: 1928
 AD: Sharon E. Taylor
 SID: Danielle Barney

LONG BEACH ST.

Long Beach, CA 90840-0118I

Coach: Larry Reynolds,
 UC Riverside 1976

2003-04 RESULTS (6-21)

44 San Diego St.	74
59 Portland	65
71 Cal St. Stanislaus ■	62
73 Pepperdine	87
58 Minnesota	88
59 Southern Utah ■	60
71 Loyola Marymount ■	68
51 Sacramento St.	73
71 Colgate ■	73
63 UC Santa Barb. ■	62
86 Cal Poly ■	72
55 Pacific	70
57 Cal St. Northridge	79
66 Cal St. Fullerton ■	74
61 UC Riverside ■	73
77 UC Irvine ■	74
64 Idaho	60
46 Utah St.	84
56 Cal St. Northridge ■	64
58 Pacific ■	67
75 UC Riverside	77
76 Cal St. Fullerton	77
71 UC Irvine	80
47 Utah St. ■	67
56 Idaho ■	60
66 Cal Poly	79
61 UC Santa Barb.	89

Nickname: Forty Niners
 Colors: Black & Gold
 Arena: The Pyramid
 Capacity: 5,000; Year Built: 1994
 AD: Bill S. Shumard
 SID: Steve Janisch

LONG ISLAND

Brooklyn, NY 11201I

Coach: Jim Ferry, Keene St. 1990

2003-04 RESULTS (8-19)

66	Lehigh	54
64	Hartford ■	63
76	Delaware ■	89
52	Binghamton	66
87	Sacred Heart	89
78	Albany (N.Y.) ■	65
73	Fairleigh Dickinson ■	76
54	Rutgers	80
59	Col. of Charleston	86
72	Norfolk St. †	68
63	Texas A&M	89
57	Robert Morris	79
56	St. Francis (Pa.)	61
81	Quinnipiac ■	78
60	Central Conn. St. ■	79
85	Monmouth ■	79
68	Wagner ■	71
64	St. Francis (Pa.) ■	73
89	Robert Morris ■	76
73	Mt. St. Mary's	77
64	Wagner	74
87	Sacred Heart ■	92
55	Monmouth	63
78	St. Francis (N.Y.) ■	75
66	St. Francis (N.Y.)	75
64	Fairleigh Dickinson	75
80	Quinnipiac	90

Nickname: Blackbirds
 Colors: Black, Silver & Royal Blue
 Arena: Schwartz Athletic Center
 Capacity: 1,000; Year Built: 1963
 AD: John Suarez
 SID: TBA

LONGWOOD

Farmville, VA 23909-1899II

Coach: Mike Gillian,
 Mass. Liberal Arts 1986

2003-04 RESULTS (5-22)

71	Winston-Salem	70
82	Mount Olive	87
82	Elizabeth City St. †	92
63	Lenoir-Rhyne	62
79	Pfeiffer	95
64	Lenoir-Rhyne †	67
76	Hampden-Sydney ■	80
63	Virginia Union	95
56	South Carolina St.	78
76	Shaw ■	86
60	Belmont Abbey	64
58	Lenoir-Rhyne ■	78
71	Belmont Abbey ■	74
74	St. Augustine's ■	87
64	St. Paul's ■	61
63	Southern Va.	82
53	Dist. Columbia	61
69	St. Paul's	83
62	Dist. Columbia ■	67
66	Apprentice ■	83
62	Virginia Union ■	82
61	Radford	84
84	Southern Va. ■	63
77	Winston-Salem ■	83
45	Utah Valley St. ■	76
58	Fla. Gulf Coast	75
76	Northern Colo. †	66

Nickname: Lancers
 Colors: Blue & White
 Arena: Lancer Hall
 Capacity: 2,522; Year Built: 1980
 AD: Rick Mazzuto
 SID: Greg Prouty

LORAS

Dubuque, IA 52004-0178III

Coach: Chad Walthall,
 Concordia-M'head 1991

2003-04 RESULTS (16-10)

98	Caltech	20
62	Dominican (Ill.)	47
80	Clarke †	73
76	Wis.-Platteville	71
75	Wartburg ■	72
59	Rockford	68
86	Franciscan	61
84	Northland ■	76
60	Coe	52
100	Cornell College	104
67	Central (Iowa) ■	54
65	Simpson ■	78
79	Buena Vista ■	81
53	Luther	65
79	Upper Iowa	83
67	Dubuque	59
55	Buena Vista	84
88	Cornell College ■	76
64	Coe ■	76
64	Simpson	65
68	Central (Iowa)	62
71	Wartburg	62
85	Upper Iowa ■	50
61	Luther ■	54
77	Dubuque ■	67
64	Coe	68

Nickname: Duhawks
 Colors: Purple & Gold
 Arena: Loras Fieldhouse
 Capacity: 1,200; Year Built: 1923
 AD: Greg Capell
 SID: Dave Beyer

LOUISIANA COL.

Pineville, LA 71360-0001III

Coach: Gene Rushing,
 Louisiana Col. 1970

2003-04 RESULTS (12-13)

74	Loyola (La.) †	82
117	Wesley (Miss.) †	58
78	Schreiner	96
51	Texas Lutheran	74
89	Sul Ross St. ■	72
102	Howard Payne ■	96
61	Mississippi Col.	80
88	Sam Houston St.	103
80	Mary Hardin-Baylor	97
64	Concordia-Austin	68
72	Hardin-Simmons ■	62
66	McMurry ■	76
73	Mississippi Col. ■	50
89	Texas-Tyler ■	68
79	Texas-Dallas ■	75
76	East Tex. Baptist	88
85	LeTourneau	93
68	Ozarks (Ark.) ■	67
85	Austin ■	55
77	Ozarks (Ark.)	104
96	Austin	90
76	Texas-Tyler	87
65	Texas-Dallas	73
89	East Tex. Baptist ■	88
99	LeTourneau ■	87

Nickname: Wildcats
 Colors: Orange & Blue
 Arena: H.O. West
 Capacity: 4,000; Year Built: 1968
 AD: Tim Whitman
 SID: Alex Goodling

LSU

Baton Rouge, LA 70893I

Coach: John Brady, Belhaven 1976

2003-04 RESULTS (18-11)

70	Southern U. ■	59
87	McNeese St. ■	77
78	Troy St. ■	69
96	La.-Monroe ■	65
65	Utah ■	51
65	Southern Miss. ■	50
67	Tulane ■	48
78	UAB †	62
52	Houston	60
66	Centenary (La.)	63
66	Arkansas	55
70	Alabama ■	66
68	New Orleans	60
54	Mississippi St. ■	64
49	Mississippi	53
55	South Carolina	61
63	Georgia ■	59
60	Alabama	54
84	Tennessee ■	67
65	Arkansas ■	52
73	Florida	70
68	Auburn ■	80
54	Vanderbilt	74
58	Mississippi St.	84
64	Kentucky ■	70
58	Mississippi ■	45
66	Auburn	78
64	South Carolina †	85
61	Oklahoma	70

Nickname: Fighting Tigers
 Colors: Purple & Gold
 Arena: Maravich Assembly Center
 Capacity: 14,164; Year Built: 1972
 AD: Skip Bertman
 SID: Michael Bonnette

LOUISIANA TECH

Ruston, LA 71272I

Coach: Keith Richard, La.-Monroe 1982

2003-04 RESULTS (15-15)

63	Alabama	69
77	Jackson St. ■	63
72	Northern Iowa	75
71	Ark.-Pine Bluff	59
82	Ark.-Pine Bluff ■	47
56	Arkansas	68
77	Tougaloo ■	55
67	UAB	79
69	McNeese St.	68
65	Montevallo ■	62
70	Tulsa ■	62
77	Rice ■	89
67	Nevada	71
40	Fresno St.	61
73	San Jose St. ■	62
60	Hawaii ■	67
75	Southern Methodist	61
68	Boise St.	66
68	UTEP	71
80	Fresno St. ■	75
64	Nevada ■	79
62	Hawaii	61
53	San Jose St.	56
74	Southern Methodist ■	69
65	UTEP ■	76
64	Boise St. ■	72
70	Rice	58
70	Tulsa	80
57	San Jose St. †	51
55	UTEP †	62

Nickname: Bulldogs
 Colors: Red & Blue
 Arena: Thomas Assembly Center
 Capacity: 8,000; Year Built: 1982
 AD: Jim M. Oakes
 SID: Scott Boatright

LA.-LAFAYETTE

Lafayette, LA 70506I

Coach: Jessie Evans, Eastern Mich. 1972

2003-04 RESULTS (20-9)

45	Georgia Tech	79
89	Loyola (La.) ■	57
59	Dayton	66
76	McNeese St. ■	70
110	Mobile ■	65
74	Xavier	78
95	Valparaiso †	71
69	Arizona	72
81	Houston ■	67
83	Denver	81
73	South Ala. ■	76
85	New Orleans ■	64
67	New Mexico St. ■	53
78	Florida Int'l	58
110	Western Ky.	102
74	Middle Tenn.	64
94	North Texas ■	81
94	Denver ■	74
79	South Ala.	73
54	New Orleans	68
76	New Mexico St.	58
76	Rice	81
68	North Texas	71
82	Arkansas St. ■	62
70	Ark.-Little Rock ■	66
84	South Ala. †	58
70	Middle Tenn. †	66
67	New Orleans †	58
52	North Carolina St. †	61

Nickname: Ragin' Cajuns
 Colors: Vermilion & White
 Arena: Cajundome
 Capacity: 12,800; Year Built: 1985
 AD: Nelson Schexnayder Jr.
 SID: Matt Hebert

LA.-MONROE

Monroe, LA 71209-3000I

Coach: Mike Vining, La.-Monroe 1967

2003-04 RESULTS (12-19)

65	Bradley	73
60	Miami (Fla.)	78
65	Northeastern †	81
46	Rhode Island †	78
65	LSU	96
84	Central Methodist ■	53
52	Mississippi St.	76
73	Ark.-Little Rock ■	69
79	Baylor	85
64	Tougaloo ■	47
64	Mississippi	66
101	Texas Col. ■	61
56	Ark.-Little Rock	82
67	Texas A&M	75
60	Texas-Arlington	59
70	Southeastern La. ■	72
82	Lamar ■	64
81	Sam Houston St.	94
60	Stephen F. Austin ■	58
73	Nicholls St.	72
68	Texas St. ■	58
70	Sam Houston St. ■	73
83	Texas-Arlington ■	67
68	Stephen F. Austin	81
62	Texas-San Antonio	78
64	Texas St.	90
70	McNeese St. ■	65
67	Southeastern La.	81
77	Lamar	65
59	Northwestern St. ■	67
62	Texas-Arlington	77

Nickname: Indians
 Colors: Maroon & Gold
 Arena: FantEwing Coliseum
 Capacity: 8,000; Year Built: 1971

AD: Bruce Hanks
SID: Hank Largin

LOUISVILLE

Louisville, KY 40292

Coach: Rick Pitino, Massachusetts 1974

2003-04 RESULTS (20-10)

69 Iowa †	70
93 Western Ky. †	63
56 Holy Cross ■	40
80 Seton Hall ■	71
73 Florida ■	65
80 Austin Peay ■	63
107 VMI ■	56
65 Kentucky	56
92 Toledo ■	56
91 Murray St. ■	69
76 Southern Miss. ■	42
85 South Fla.	40
76 East Caro.	66
79 Tulane ■	58
93 Cincinnati ■	66
65 Tennessee	62
64 Houston ■	48
70 Marquette ■	77
58 Memphis	62
73 UAB ■	55
71 Charlotte	77
61 Cincinnati	66
58 DePaul ■	60
46 TCU	71
66 Memphis ■	60
75 St. Louis	48
80 Marquette	81
61 East Caro. †	54
62 Cincinnati	64
70 Xavier †	80

Nickname: Cardinals
Colors: Red, Black & White
Arena: Freedom Hall
Capacity: 18,865; Year Built: 1956
AD: Thomas M. Jurich
SID: Kenny Klein

LOYOLA (ILL.)

Chicago, IL 60611

Coach: Larry Farmer, UCLA 1973

2003-04 RESULTS (9-20)

61 DePaul	73
83 UMKC	75
76 Valparaiso	69
78 Oral Roberts ■	80
63 Bradley	79
61 Western Mich. ■	79
90 Central Mich. ■	83
74 Birmingham-So. †	71
62 St. Mary's (Cal.)	84
85 Youngstown St. ■	78
90 Cleveland St.	83
59 Ill.-Chicago	77
87 Wis.-Milwaukee ■	97
54 Butler	72
68 Wright St. ■	83
59 Providence	89
55 Wis.-Green Bay ■	60
57 Ill.-Chicago ■	64
75 Youngstown St.	76
80 Detroit ■	77
71 Wright St.	83
67 Butler ■	74
71 Wis.-Milwaukee	77
73 Wis.-Green Bay	80
62 Detroit	69
71 Illinois St.	77
70 Cleveland St. ■	59
76 Wright St.	59
55 Detroit †	60

Nickname: Ramblers
Colors: Maroon & Gold
Arena: Joseph J. Gentile Center
Capacity: 5,200; Year Built: 1996
AD: John Planek
SID: Bill Behrens

LOYOLA (MD.)

Baltimore, MD 21210

Coach: Scott Hicks, Le Moyne 1988

2003-04 RESULTS (1-27)

50 UMBC †	72
65 Coppin St. †	82
62 Towson ■	66
60 Iona	77
61 Duquesne	70
66 St. Peter's ■	80
71 Delaware	76
71 Mt. St. Mary's	75
54 Princeton ■	74
54 Navy	58
62 Central Conn. St. ■	67
59 Rider ■	71
48 Marist	64
59 Siena ■	81
55 Niagara ■	79
64 Canisius ■	66
63 Manhattan	96
56 Fairfield	75
63 Marist ■	57
61 St. Peter's	76
54 Manhattan ■	91
51 Rider	58
67 Siena	77
62 Niagara	69
67 Canisius	83
53 Fairfield ■	78
53 Iona ■	81
67 Rider †	75

Nickname: Greyhounds
Colors: Green & Grey
Arena: Reitz Arena
Capacity: 3,000; Year Built: 1984
AD: Joseph Boylan
SID: Thomas Milajevski

LOYOLA MARYMOUNT

Los Angeles, CA 90045-8235

Coach: Steve Aggers, Chadron St. 1971

2003-04 RESULTS (15-14)

59 UC Riverside ■	53
81 Cal St. Northridge ■	70
67 Binghamton †	56
58 Central Conn. St.	57
68 Cal Poly ■	67
61 UNLV ■	78
66 UCLA	69
84 Denver	82
68 Virginia ■	76
68 Long Beach St.	71
71 Cal St. Fullerton	67
78 Colgate ■	54
60 Gonzaga ■	74
68 Portland ■	77
76 San Diego	68
54 Santa Clara	70
74 Northern Colo. ■	56
67 Pepperdine	82
52 San Francisco ■	64
82 St. Mary's (Cal.) ■	77
59 Portland	74
57 Gonzaga	87
66 Santa Clara ■	48
66 San Diego ■	64
65 Pepperdine ■	67
77 St. Mary's (Cal.)	76
61 San Francisco	66
82 Portland †	77
67 Pepperdine †	78

Nickname: Lions
Colors: Crimson & Navy Blue
Arena: Albert Gersten Pavilion
Capacity: 4,156; Year Built: 1982
AD: William S. Husak
SID: John Shaffer

LUTHER

Decorah, IA 52101-1045

Coach: Jeff Olinger, Luther 1985

2003-04 RESULTS (9-17)

59 Gust. Adolphus	55
57 St. Olaf ■	65
48 Wis.-Oshkosh	60
53 Coe ■	58
67 Mt. Mercy ■	81
57 Northwestern (Minn.) ■	64
83 Caltech	40
62 Chapman	56
61 Simpson	87
57 Central (Iowa)	53
47 Upper Iowa ■	64
61 Cornell College ■	55
65 Loras ■	53
71 Dubuque ■	66
55 Wartburg	65
51 Buena Vista	75
59 Cornell College	82
53 Central (Iowa) ■	54
59 Simpson	67
63 Upper Iowa	54
61 Coe	76
71 Dubuque	59
54 Loras	61
50 Buena Vista ■	71
66 Wartburg	72
48 Buena Vista	74

Nickname: Norse
Colors: Blue & White
Arena: Luther Field House
Capacity: 3,500; Year Built: 1964
AD: Joe Thompson
SID: Dave Blanchard

LYCOMING

Williamsport, PA 17701-5192

Coach: Don Friday,
Lebanon Valley 1990

2003-04 RESULTS (21-8)

72 Keystone ■	58
60 Point Park ■	59
82 Bloomsburg ■	62
70 Scranton	58
64 Mansfield ■	81
79 Elmira	74
73 Lafayette	84
74 Misericordia ■	62
91 Shenandoah	84
81 Marymount (Va.)	79
69 Susquehanna ■	77
65 King's (Pa.)	74
95 Delaware Valley ■	67
77 Elmira ■	60
72 Wilkes	59
67 FDU-Florham	64
71 DeSales ■	64
62 Drew	63
80 Scranton ■	77
90 Delaware Valley	76
77 King's (Pa.) ■	74
85 FDU-Florham ■	63
68 Wilkes	71
81 Drew ■	59
62 DeSales	71
74 King's (Pa.)	63
78 Wilkes	70
74 Lehman ■	68
67 New Jersey City	74

Nickname: Warriors
Colors: Blue & Gold
Arena: Lamade Gymnasium
Capacity: 2,300; Year Built: 1979
AD: Frank L. Girardi
SID: Robb Dietrich

LYNCHBURG

Lynchburg, VA 24501-3199

Coach: John Swickrath, Denison 2001

2003-04 RESULTS (9-18)

66 Wis.-Stout †	71
65 Sewanee	58
58 Chowan ■	71
46 Emory & Henry	53
54 Greensboro ■	59
75 Piedmont †	62
82 Chowan	71
69 Guilford ■	77
59 Va. Wesleyan	64
62 Bridgewater (Va.)	69
77 East. Mennonite ■	78
47 Wofford	63
68 Wash. & Lee ■	65
75 Roanoke	62
63 Randolph-Macon ■	76
56 Guilford	69
59 Hampden-Sydney	81
70 Bridgewater (Va.) ■	64
73 East. Mennonite	68
55 Va. Wesleyan ■	59
81 Roanoke ■	73
44 Wash. & Lee	49
57 Hampden-Sydney ■	80
76 Emory & Henry ■	83
61 Randolph-Macon	80
54 Randolph-Macon †	50
55 Va. Wesleyan †	59

Nickname: Hornets
Colors: Grey & Crimson
Arena: Turner Gym
Capacity: 2,400; Year Built: 1970
AD: Jack M. Toms
SID: Mike Carpenter

LYNN

Boca Raton, FL 33431

Coach: Scott McMillin, Buffalo 1998

2003-04 RESULTS (17-11)

71 Ark.-Monticello	60
76 Central Ark. †	78
84 Ashland †	82
74 Fla. Gulf Coast	76
86 P.R.-Mayaguez ■	54
71 Fayetteville St. ■	74
75 Fla. Memorial ■	50
63 Fla. Memorial	53
74 Virginia St. ■	61
61 East Central	30
73 Francis Marion ■	77
53 Fla. Southern ■	57
46 Barry	45
86 Florida Tech ■	77
57 Rollins ■	66
62 Nova Southeastern	63
57 Eckerd ■	44
66 Tampa	57
72 St. Leo ■	59
67 Fla. Southern	70
64 Barry ■	77
58 Rollins	67
79 Florida Tech	58
62 Nova Southeastern ■	45
64 Tampa ■	40
69 Eckerd	61
92 St. Leo	77
60 Tampa †	63

Nickname: Fighting Knights
 Colors: Royal Blue & White
 Arena: De Hoerle Center
 Capacity: 1,500; Year Built: 1993
 AD: John McCarthy
 SID: Ross Blacker

MACALESTER

St. Paul, MN 55105III

Coach: Curt Kietzer,
 St. Thomas (Minn.) 1988

2003-04 RESULTS (18-9)

70	Colorado Col. †	75
72	Colorado St.-Pueblo	76
77	Wis.-River Falls ■	80
66	St. Cloud St. ■	72
89	Bethel (Minn.) ■	64
77	Augsburg ■	79
78	Concordia-M'head	68
79	Northwestern (Minn.) ■	66
69	Carleton	44
66	Gust. Adolphus ■	54
57	St. Mary's (Minn.)	66
79	St. Thomas (Minn.)	71
73	St. Olaf ■	54
84	Hamline ■	67
82	St. John's (Minn.)	62
91	Bethel (Minn.)	61
86	Augsburg	81
86	Concordia-M'head ■	75
71	Carleton ■	60
72	Gust. Adolphus	73
79	St. Mary's (Minn.) ■	74
88	St. Thomas (Minn.) ■	76
71	St. Olaf	75
71	Hamline	61
86	St. John's (Minn.) ■	70
79	Concordia-M'head ■	65
69	Gust. Adolphus	75

Nickname: Scots
 Colors: Orange & Blue
 Arena: Macalester Gymnasium
 Capacity: 600; Year Built: 1933
 AD: Irvin Cross
 SID: Andy Johnson

MACMURRAY

Jacksonville, IL 62650-2590III

Coach: Bob Gay, MacMurray 1967

2003-04 RESULTS (5-20)

46	Seattle	87
70	Lewis & Clark †	86
64	Millikin	66
61	Monmouth (Ill.)	83
71	Illinois Col.	78
83	Wis. Lutheran †	91
74	Knox ■	79
55	Wooster	93
60	Baldwin-Wallace †	79
56	Washington-St. Louis ■	78
54	Elmhurst	91
61	Greenville	93
95	Fontbonne ■	84
77	Maryville (Mo.)	80
71	Blackburn	96
78	Principia ■	60
73	Westminster (Mo.) ■	68
84	Webster	86
83	Greenville ■	104
84	Fontbonne	74
90	Maryville (Mo.) ■	98
78	Blackburn ■	71
86	Principia	81
74	Westminster (Mo.)	80
74	Webster ■	90

Nickname: Highlanders
 Colors: Scarlet & Navy

Arena: Bill Wall Gymnasium
 Capacity: 1,500; Year Built: 1975
 AD: Robert E. Gay
 SID: Larry Bostwick

MAINE

Orono, ME 04469-5747I

Coach: John Giannini,
 North Central 1984

2003-04 RESULTS (20-10)

49	Florida St.	69
68	Bethune-Cookman	63
99	New England ■	50
79	Brown ■	69
89	Harvard	78
65	Dartmouth ■	68
69	Morgan St. †	63
60	Massachusetts	67
80	Colby ■	47
87	Hartford ■	63
46	Stony Brook ■	41
46	Binghamton	60
62	Vermont ■	71
70	New Hampshire	58
56	Albany (N.Y.) ■	50
65	Boston U.	71
54	UMBC ■	43
79	Northeastern ■	82
71	Stony Brook	63
75	Hartford	64
84	Binghamton ■	51
60	New Hampshire ■	58
48	Albany (N.Y.)	36
53	Boston U. ■	64
71	UMBC	63
89	Northeastern	99
72	Vermont	67
79	Binghamton †	77
78	Stony Brook †	54
53	Vermont	72

Nickname: Black Bears
 Colors: Blue & White
 Arena: Alford Arena
 Capacity: 5,712; Year Built: 1977
 AD: Patrick Nero
 SID: Laura Reed

MAINE MARITIME

Castine, ME 04420III

Coach: Chris Murphy, Maine 1973

2003-04 RESULTS (13-11)

71	Emmanuel (Mass.)	85
52	Lehman †	80
79	Unity	54
75	Colby ■	64
66	Husson ■	72
80	Becker	69
63	Elms	59
68	Johnson St. ■	59
57	Castleton St. ■	71
48	Castleton St.	87
68	Johnson St.	65
75	Thomas ■	73
56	Elms ■	58
64	Becker ■	58
37	Me.-Farmington	63
75	Mount Ida ■	70
57	Lasell ■	78
84	Husson	75
55	Bowdoin ■	66
76	Me.-Farmington ■	58
95	Thomas	83
91	Mount Ida	79
61	Lasell	73
68	Castleton St.	71

Nickname: Mariners
 Colors: Royal Blue & Gold

Arena: Margaret Chase Smith Gym
 Capacity: 1,000; Year Built: 1965
 AD: William J. Mattola
 SID: Katrina Dagan

ME.-FARMINGTON

Farmington, ME 04938III

Coach: Dick Meader,
 Me.-Farmington 1968

2003-04 RESULTS (14-13)

81	Me.-Presque Isle ■	62
48	Bowdoin ■	62
67	St. Joseph's (Me.) ■	79
92	Thomas ■	54
74	Colby	71
79	New England ■	87
69	Castleton St.	72
73	Johnson St.	65
49	Bowdoin	65
90	Elms ■	80
69	Becker ■	43
70	Lasell	77
67	Mount Ida	80
73	Husson	82
47	Bates ■	77
63	Maine Maritime ■	37
74	Elms	60
74	Becker	62
87	Johnson St. ■	66
71	Castleton St. ■	91
58	Maine Maritime	76
71	Mount Ida ■	58
62	Lasell ■	63
77	Husson ■	53
86	Thomas	71
70	Elms	61
74	Lasell	86

Nickname: Beavers
 Colors: Maroon & White
 Arena: Dearborn Gymnasium
 Capacity: 600; Year Built: 1963
 AD: Julie Davis
 SID: Gina DiCrocco

MANCHESTER

North Manchester, IN 46962III

Coach: Jamie Matthews, Ball St. 1993

2003-04 RESULTS (18-9)

93	Ind.-Northwest ■	60
81	Rockford ■	72
60	Wis.-Stout ■	64
75	Oberlin	79
52	Albion	70
82	Alma	69
69	Kalamazoo ■	70
90	Thomas More ■	77
63	Olivet ■	71
102	Caltech	30
68	Babson †	62
72	Bluffton	63
60	Mt. St. Joseph ■	64
72	Defiance	57
75	Hanover ■	78
83	Franklin ■	67
69	Transylvania	63
72	Anderson (Ind.) ■	49
64	Mt. St. Joseph	63
86	Defiance ■	74
52	Hanover	68
69	Franklin	66
79	Transylvania ■	62
69	Anderson (Ind.)	66
67	Bluffton ■	60
76	Anderson (Ind.) ■	66
53	Franklin †	81

Nickname: Spartans
 Colors: Black & Gold

Arena: Stauffer Wolfe Arena
 Capacity: 1,700; Year Built: 1983
 AD: Tom Jarman
 SID: Doug Shoemaker

MANHATTAN

Riverdale, NY 10471I

Coach: Bobby Gonzalez,
 Buffalo St. 1986

2003-04 RESULTS (25-6)

72	Columbia †	57
90	Fordham ■	77
57	Wichita St. ■	74
72	Rider ■	54
63	Syracuse	69
70	Richmond †	62
56	Holy Cross †	54
47	Pennsylvania †	49
65	Hofstra ■	58
72	Siena	50
81	Canisius	63
90	Niagara	81
87	St. Peter's ■	60
89	Fairfield ■	69
63	Fairfield	60
96	Loyola (Md.) ■	63
62	Iona	79
65	Niagara ■	62
72	Canisius ■	56
91	Loyola (Md.)	54
77	St. Peter's	73
88	Iona ■	69
79	Siena ■	62
76	Marist	52
83	Wis.-Milwaukee	76
56	Rider	57
92	Marist ■	67
83	St. Peter's †	72
62	Niagara †	61
75	Florida †	60
80	Wake Forest †	84

Nickname: Jaspers
 Colors: Kelly Green & White
 Arena: Draddy Gymnasium
 Capacity: 3,000; Year Built: 1979
 AD: Robert J. Byrnes
 SID: Michael Antonaccio

MANHATTANVILLE

Purchase, NY 10577III

Coach: Dean Meminger,
 Marquette 1970

2003-04 RESULTS (18-10)

46	FDU-Florham †	75
55	Gallaudet †	56
108	Hunter	110
68	Vassar ■	60
62	Yeshiva	52
76	Farmingdale ■	67
99	Mt. St. Vincent	84
77	Staten Island	63
57	Quinnipiac	94
65	Rutgers-Newark ■	62
81	Mt. St. Mary (N.Y.)	56
80	Centenary (N.J.) ■	70
68	Brooklyn ■	52
81	Stevens Institute ■	68
79	Old Westbury ■	75
72	Keystone	62
64	Wm. Paterson ■	48
88	St. Joseph's (L.I.) ■	71
59	Yeshiva	60
53	Merchant Marine	68
85	Centenary (N.J.)	77
70	Mt. St. Mary (N.Y.) ■	77
61	Stevens Institute	66
86	Mt. St. Vincent ■	74
58	Maritime (N.Y.)	55

86 Mt. St. Vincent ■	67
64 Mt. St. Mary (N.Y.)	71
59 Staten Island	87

Nickname: Valiants
 Colors: Red & White
 Arena: Kennedy Gymnasium
 Capacity: 700; Year Built: 1947
 AD: Keith Levinthal
 SID: Michael LaPlaca

MANSFIELD

Mansfield, PA 16933II

Coach: Vince Alexander,
 Okla. Baptist 1989

2003-04 RESULTS (21-7)

79 Roberts Wesleyan	69
101 Holy Family ■	80
87 Bloomfield ■	79
84 Penn St.-Altoona ■	32
72 Edinboro	67
65 Clarion	75
81 Lycoming	64
88 Indiana (Pa.) ■	81
72 Shippensburg ■	60
93 Bowie St.	84
85 St. Michael's †	94
83 Nyack †	70
89 Lock Haven	69
87 Slippery Rock ■	55
82 California (Pa.) ■	78
78 Kutztown ■	64
87 Millersville	81
92 Bloomsburg	87
89 Cheyney	97
72 West Chester ■	67
81 East Stroudsburg ■	84
76 Millersville ■	69
67 Kutztown	77
80 Cheyney ■	73
96 Bloomsburg ■	83
83 East Stroudsburg	66
74 West Chester	81
72 Kutztown ■	76

Nickname: Mountaineers
 Colors: Red & Black
 Arena: Decker Gymnasium
 Capacity: 2,500; Year Built: 1970
 AD: Roger N. Maisner
 SID: Steve McCloskey

MARANATHA BAPTIST

Watertown, WI 53094-0000III

Coach: Jerry Terrill, Illinois St. 1964

2003-04 RESULTS (11-15)

82 Beloit †	77
83 Ripon	89
70 Emmaus	49
68 Cincinnati Bible †	55
65 Grace Bible (Mich.) †	80
70 Crown †	57
64 Milwaukee Engr.	69
84 Northland Bapt. ■	66
57 Viterbo	71
74 Concordia (Wis.) ■	83
69 Lincoln Chrst.	87
53 Edgewood	65
60 Lakeland	71
55 Marian (Wis.) ■	68
65 Wis. Lutheran	84
76 Marian (Wis.)	68
79 Moody Bible ■	53
61 Milwaukee Engr. ■	60
86 Concordia (Wis.)	71
44 Edgewood ■	60
78 Lakeland	82
60 Wis. Lutheran ■	69
70 Lakeland	79

93 Northland Bapt. ■	76
81 Grace Bible (Mich.) ■	79
79 Lincoln Chrst. ■	82

Nickname: Crusaders
 Colors: Navy Blue & Gold
 Arena: Willis Denny Gym
 Capacity: 1,000
 AD: Terry Price
 SID: Greg Wright

MARIAN (WIS.)

Fond Du Lac, WI 54935-4699III

Coach: Mark Boyle,
 Wis.-Eau Claire 1978

2003-04 RESULTS (7-19)

53 Ripon	60
60 Beloit †	98
44 Clarke ■	68
39 Wis.-Stevens Point	83
57 Concordia (Ill.) ■	55
72 Martin Luther ■	67
80 Illinois Tech	69
50 Wis.-Oshkosh	71
75 Milwaukee Engr. ■	78
52 Rockford	77
64 Eureka	74
76 Concordia (Wis.)	91
56 Edgewood ■	66
70 Lakeland ■	75
63 Wis. Lutheran	78
68 Maranatha Baptist	55
57 Wis.-River Falls ■	76
68 Maranatha Baptist ■	76
50 Milwaukee Engr.	63
85 Concordia (Wis.) ■	89
45 Edgewood	65
73 Lakeland	65
78 Northland Bapt.	67
80 Wis. Lutheran	79
65 Cardinal Stritch ■	91
55 Edgewood	71

Nickname: Sabres
 Colors: Blue, White & Scarlet
 Arena: Sadoff Gym
 Capacity: 1,000; Year Built: 1982
 AD: Doug Hammonds
 SID: Chris Zills

MARIETTA

Marietta, OH 45750III

Coach: Doug Foote, Morehead St. 1983

2003-04 RESULTS (10-16)

81 Mary Washington †	72
85 Emory & Henry †	79
79 Ohio Valley ■	61
45 St. John Fisher †	61
81 La Roche †	68
87 John Carroll	92
74 Ohio Northern ■	63
63 Capital ■	72
83 Baldwin-Wallace	90
75 Thiel ■	55
73 St. Norbert ■	82
69 Otterbein	77
71 Heidelberg ■	76
64 Mount Union ■	73
91 Wilmington (Ohio)	87
64 Muskingum ■	69
55 Ohio Northern	78
62 Capital	84
59 Wilmington (Ohio) ■	54
73 Muskingum	67
66 Baldwin-Wallace ■	80
59 Otterbein	66
75 Heidelberg	56
73 Mount Union	85
64 John Carroll ■	76
50 Heidelberg ■	65

Nickname: Pioneers
 Colors: Navy Blue & White
 Arena: Ban Johnson Gymnasium
 Capacity: 1,457; Year Built: 1929
 AD: Debora Lazorki
 SID: Dan May

MARIST

Poughkeepsie, NY 12601-1387...I

Coach: Dave Magarity,
 St. Francis (Pa.) 1974

2003-04 RESULTS (6-22)

74 Hofstra ■	79
70 Coastal Caro. ■	74
62 Eastern Mich. ■	82
67 Central Mich.	71
67 Siena ■	65
60 Fairfield	74
57 Northeastern	59
57 Vermont ■	62
40 Georgia Tech	90
67 Northern Ariz. ■	58
59 Holy Cross †	55
54 Iona	74
64 Loyola (Md.) ■	48
59 Fairfield	50
74 Canisius ■	78
64 St. Peter's	70
64 St. Peter's ■	67
57 Loyola (Md.)	63
59 Rider	63
51 Niagara	87
63 Canisius	78
67 Rider ■	74
59 Iona ■	57
52 Manhattan ■	76
65 Siena	71
59 Niagara ■	84
67 Manhattan	92
64 Siena †	73

Nickname: Red Foxes
 Colors: Red & White
 Arena: McCann Recreation Center
 Capacity: 3,750; Year Built: 1977
 AD: Timothy S. Murray
 SID: Chris O'Connor

MARITIME (N.Y.)

Bronx, NY 10465III

Coach: David Summa,
 Maritime (N.Y.) 1994

2003-04 RESULTS (6-20)

64 CCNY	52
56 Baruch	68
48 Army	65
63 Old Westbury ■	74
77 Purchase St. ■	69
63 Farmingdale	91
62 Merchant Marine	74
59 Villa Julie	79
51 Ferrum †	81
65 Polytechnic (N.Y.)	47
54 Stevens Institute	61
73 St. Joseph's (L.I.) ■	81
51 Old Westbury	89
58 Bard ■	42
66 Centenary (N.J.) ■	67
78 Brooklyn	73
63 Mt. St. Mary (N.Y.) ■	88
64 Mt. St. Vincent	72
78 Lehman	91
51 Yeshiva	64
52 Merchant Marine ■	63
76 St. Joseph's (Brkln.)	80
66 Farmingdale	81
55 Manhattanville ■	58
65 St. Joseph's (L.I.)	62
80 Mt. St. Vincent	83

Nickname: Privateers
 Colors: Cardinal, Navy & White
 Arena: Riesenberg Hall
 Capacity: 800; Year Built: 1964
 AD: William E. Martinov, Jr.
 SID: Damian Becker

MARQUETTE

Milwaukee, WI 53201-1881I

Coach: Tom Crean, Central Mich. 1989

2003-04 RESULTS (19-12)

52 St. John's (N.Y.) †	45
79 Savannah St. ■	41
75 Valparaiso ■	70
70 Northern Mich. ■	58
71 Notre Dame ■	58
71 Grambling ■	55
75 Arizona	85
68 Canisius ■	65
59 Wisconsin	63
83 Florida A&M ■	63
77 Sacred Heart ■	72
65 Houston	52
61 St. Louis ■	59
73 Cincinnati ■	85
61 Southern Miss.	83
76 Charlotte	84
70 DePaul ■	62
77 Louisville	70
79 TCU ■	85
78 DePaul	84
71 Memphis ■	89
54 St. Louis	58
81 Tulane ■	69
70 South Fla.	63
69 UAB	87
77 East Caro. ■	73
81 Louisville ■	80
62 TCU †	64
87 Toledo ■	72
66 Boise St. ■	53
69 Iowa St.	77

Nickname: Golden Eagles
 Colors: Blue & Gold
 Arena: Bradley Center
 Capacity: 19,150; Year Built: 1988
 AD: William L. Cords
 SID: John Farina

MARS HILL

Mars Hill, NC 28754II

Coach: Terry Rogers, Gardner-Webb

2003-04 RESULTS (11-18)

55 Lander	66
51 GC&SU †	69
57 East Tenn. St.	100
74 Lees-McRae ■	75
68 Winston-Salem	80
55 Brevard	48
87 North Greenville	86
73 Limestone ■	76
83 Livingstone ■	69
88 Lees-McRae	78
81 Montreat ■	64
76 Limestone	59
80 Newberry ■	71
98 North Greenville ■	91
84 Carson-Newman	99
78 Catawba ■	66
57 Presbyterian	76
75 Wingate	79
64 Tusculum ■	75
62 Lenoir-Rhyne ■	93
63 Newberry	75
70 Carson-Newman ■	78
73 Catawba	86
69 Presbyterian	78
90 Wingate ■	66
72 Tusculum	83

72	Lenoir-Rhyne	96
75	Lenoir-Rhyne †	72
78	Newberry †	79

Nickname: Lions
 Colors: Royal Blue & Gold
 Arena: Stanford Arena
 Capacity: 2,300; Year Built: 1969
 AD: David Riggins
 SID: Rick Baker

MARSHALL

Huntington, WV 25755.....I

Coach: Ron Jirsa, Gettysburg 1981

2003-04 RESULTS (12-17)

56	UNC Wilmington ■	65
85	Morehead St. ■	71
76	Kentucky †	89
79	Radford	77
61	Oregon †	90
85	Northern Ill. ■	76
65	Massachusetts	83
68	UAB	66
72	Central Mich.	63
61	Kent St. ■	63
65	Western Mich.	88
65	Toledo	68
86	Buffalo ■	74
51	West Virginia †	55
74	Ohio ■	60
48	Miami (Ohio) ■	51
73	Bowling Green	88
69	Akron	85
58	Buffalo	77
75	Eastern Mich. ■	68
82	Western Mich. ■	76
65	Kent St.	86
66	Western Ky. ■	87
78	Ball St. ■	79
71	Ohio	68
78	Akron ■	68
70	Miami (Ohio)	74
78	Eastern Mich. ■	59
62	Western Mich. †	96

Nickname: Thundering Herd
 Colors: Green & White
 Arena: Henderson Center
 Capacity: 9,043; Year Built: 1981
 AD: Bob Marcum
 SID: Andy Boggs

MARTIN LUTHER

New Ulm, MN 56073-3965III

Coach: James Unke, Martin Luther 1983

2003-04 RESULTS (6-20)

103	Grinnell ■	144
56	Bethel (Minn.) ■	70
59	St. Olaf	76
67	Marian (Wis.)	72
49	Edgewood	68
46	Wheaton (Ill.) †	86
44	Sioux Falls	57
54	Viterbo	90
55	Northwestern (Minn.) ■	75
75	North Cent. (Minn.) ■	85
49	Northland	56
85	St. Scholastica	76
66	Mt. Marty ■	70
66	Minn.-Morris ■	63
69	Presentation ■	59
59	North Cent. (Minn.)	78
65	Crown	82
69	Northwestern (Minn.)	75
58	Crown ■	51
56	Dordt	72
78	St. Scholastica ■	66
62	Northland ■	53
51	Bethany Lutheran	73
70	Presentation	85
73	Minn.-Morris	88
71	Presentation †	74

Nickname: Knights
 Colors: Black, Red & White
 Arena: Luther Student Center
 Capacity: 1,500; Year Built: 1967
 AD: James M. Unke
 SID: Jeremy Belter

MARY HARDIN-BAYLOR

Belton, TX 76513III

Coach: Ken DeWeese,
 Louisiana Col. 1969

2003-04 RESULTS (18-8)

102	Johnson & Wales (CO) ■	61
98	East Tex. Baptist ■	60
94	LeTourneau ■	69
59	Ozarks (Ark.)	64
86	Austin	77
63	Trinity (Tex.)	74
83	Concordia-Austin	68
71	Austin	72
97	Louisiana Col. ■	80
70	Mississippi Col. ■	63
75	Texas-Tyler	62
83	Texas-Dallas	72
66	Hardin-Simmons	69
97	McMurry	85
74	Schreiner	72
70	Texas Lutheran ■	73
65	Howard Payne	83
82	Sul Ross St.	75
79	Howard Payne ■	72
103	Sul Ross St. ■	93
66	Concordia-Austin ■	62
67	Hardin-Simmons ■	58
90	McMurry ■	88
74	Schreiner ■	55
63	Texas Lutheran	64
64	Mississippi Col. †	66

Nickname: Crusaders
 Colors: Purple, Gold & White
 Arena: Mabee Gym
 Capacity: 1,000; Year Built: 1957
 AD: Ben Shipp
 SID: Jon Wallin

MARY WASHINGTON

Fredericksburg, VA
 22401-5358III

Coach: Rod Wood,
 Randolph-Macon 1985

2003-04 RESULTS (20-8)

82	Villa Julie ■	77
72	Marietta †	81
63	Shenandoah	64
83	Christendom ■	56
75	Marymount (Va.)	71
75	York (Pa.) ■	60
64	Buena Vista ■	70
58	Shenandoah ■	56
61	Fla. Atlantic	101
76	Embry-Riddle	79
85	Flagler	80
77	Methodist	58
70	Catholic ■	65
57	St. Mary's (Md.)	70
63	Gallaudet	50
86	Salisbury ■	68
89	Goucher	67
74	York (Pa.)	68
93	Villa Julie	77
92	Marymount (Va.) ■	56
64	St. Mary's (Md.) ■	48
63	Catholic	67
71	Gallaudet ■	57
82	Goucher ■	60
76	Bethany Lutheran	67
98	Gallaudet	65
68	York (Pa.) ■	64
72	Catholic ■	81

Nickname: Eagles
 Colors: Navy, Gray & White
 Arena: Goolrick Gymnasium
 Capacity: 800; Year Built: 1967
 AD: Edward H. Hegmann
 SID: Clint Offen

MARYLAND

College Park, MD 20742I

Coach: Gary Williams, Maryland 1968

2003-04 RESULTS (20-12)

79	American ■	48
79	George Mason ■	64
87	Hofstra ■	72
73	Wisconsin ■	67
68	Gonzaga †	82
77	West Virginia †	78
69	Florida	68
96	Pepperdine ■	72
85	UNC Greensboro ■	58
75	Florida St.	79
89	Mt. St. Mary's ■	56
87	Md.-East. Shore ■	38
90	North Carolina ■	84
71	Georgia Tech	81
60	Duke ■	68
65	Clemson	52
85	Wake Forest	93
69	North Carolina St. ■	81
71	Virginia	67
73	Florida St.	62
86	North Carolina	97
64	Georgia Tech ■	75
63	Duke	86
70	Clemson ■	49
83	Wake Forest ■	91
70	North Carolina St.	69
70	Virginia	61
87	Wake Forest †	86
85	North Carolina St. †	82
95	Duke †	87
86	UTEP †	83
70	Syracuse †	72

Nickname: Terrapins, Terps
 Colors: Red, White, Black & Gold
 Arena: Comcast Center
 Capacity: 17,950; Year Built: 2002
 AD: Deborah A. Yow
 SID: Mark Fratto

UMBC

Baltimore, MD 21250-0000I

Coach: Tom Sullivan, Fordham 1972

2003-04 RESULTS (7-21)

72	Loyola (Md.) †	50
59	Towson	53
56	Princeton ■	68
62	Delaware ■	74
52	Miami (Fla.)	61
64	Towson	56
58	San Francisco	74
63	Santa Clara	65
44	Ohio St.	60
67	Albany (N.Y.)	62
66	Vermont ■	67
56	Stony Brook	61
78	Hartford ■	54
55	Boston U. ■	59
62	Northeastern ■	81
60	New Hampshire	56
43	Maine	54
56	Binghamton ■	59
59	Vermont	84
60	Albany (N.Y.) ■	64
72	Stony Brook ■	53
59	Boston U.	71
78	Northeastern	81
60	New Hampshire ■	62
63	Maine ■	71

46	Binghamton	57
55	Hartford	65
59	Stony Brook †	65

Nickname: Retrievers
 Colors: Black, Gold & Red
 Arena: RAC Arena
 Capacity: 4,024; Year Built: 1974
 AD: Charles R. Brown
 SID: Steve Levy

MD.-EAST. SHORE

Princess Anne, MD 21853-1299 I

Coach: Thomas C. Trotter,
 Wis.-Parkside 1985

2003-04 RESULTS (8-21)

61	Auburn	85
43	Illinois	85
63	Robert Morris	70
61	Portland St. ■	80
53	Towson ■	61
55	Delaware St. ■	60
50	Howard ■	70
38	Maryland	87
52	N.C. A&T	50
53	South Carolina St.	78
51	Elon	54
54	Norfolk St.	67
62	Hampton	75
42	Coppin St. ■	68
85	Morgan St. ■	72
62	Savannah St.	61
74	Florida A&M	79
70	Bethune-Cookman ■	71
69	Delaware St.	66
56	Howard	55
59	Savannah St. ■	73
65	N.C. A&T ■	58
64	South Carolina St. ■	61
57	Norfolk St. ■	63
71	Hampton ■	79
38	Coppin St.	61
89	Morgan St.	93
51	Bethune-Cookman †	50
56	South Carolina St. †	84

Nickname: Fighting Hawks
 Colors: Maroon & Gray
 Arena: Hytche Athletic Center
 Capacity: 5,500; Year Built: 1998
 AD: Nelson Townsend
 SID: G. Stan Bradley

MARYMOUNT (VA.)

Arlington, VA 22207-4299.....III

Coach: Scott McClary, Muhlenberg

2003-04 RESULTS (10-16)

80	Southwestern (Tex.) †	94
66	Neumann †	60
73	Chris. Newport	77
78	N.C. Wesleyan ■	80
71	Mary Washington ■	75
84	Goucher	68
80	Neumann ■	81
69	Buena Vista ■	77
65	N.C. Wesleyan	77
79	Guilford	102
79	lycoming	81
96	Villa Julie	95
68	TCNJ ■	73
75	St. Mary's (Md.) ■	65
73	Catholic	66
78	York (Pa.)	87
92	Gallaudet ■	77
68	Salisbury	75
53	Goucher ■	70
56	Mary Washington	92
60	Catholic	74
70	St. Mary's (Md.)	57
94	York (Pa.) ■	89

70 Salisbury ■	57
71 Gallaudet	62
65 Goucher ■	68

Nickname: Saints
 Colors: Royal Blue & White
 Arena: Verizon Sports Arena
 Capacity: 1,000; Year Built: 1999
 AD: William Finney
 SID: Judy Finney

MARYVILLE (MO.)

St. Louis, MO 63141-7299III

Coach: Matt Rogers, Coe 1997

2003-04 RESULTS (15-11)

76 Anderson (Ind.) †	68
63 Hanover †	76
66 Elmhurst ■	84
71 Knox	77
74 Monmouth (Ill.)	87
69 Truman	83
58 Carthage	85
77 Aurora †	90
65 Wis.-La Crosse	74
70 DePauw ■	67
69 Blackburn	59
76 Principia ■	58
96 St. Louis Pharmacy	79
80 MacMurray ■	77
79 Webster	71
77 Greenville ■	87
89 Fontbonne	64
92 Westminster (Mo.)	85
77 Blackburn ■	57
66 Principia	48
98 MacMurray	90
104 Webster ■	107
86 Greenville	79
99 Fontbonne ■	78
81 Westminster (Mo.) ■	72
73 Ill. Wesleyan	82

Nickname: Saints
 Colors: Red & White
 Arena: Moloney Arena
 Capacity: 3,000; Year Built: 1980
 AD: Matt Rogers
 SID: Nicole Peloquin

MARYVILLE (TENN.)

Maryville, TN 37804-5907III

Coach: Randy Lambert, Maryville (Tenn.) 1976

2003-04 RESULTS (23-6)

95 Emory ■	62
68 Oglethorpe ■	64
73 Centre	71
118 Oakwood ■	77
79 Methodist ■	64
73 Tenn. Wesleyan	78
83 Emory	73
62 Austin Peay	86
88 Ohio Wesleyan †	89
93 Westminster (Pa.) †	55
74 Wilmington (Ohio) ■	47
99 Fisk	98
96 LaGrange ■	70
94 Oglethorpe	76
74 Piedmont	60
84 Rust ■	62
89 Huntingdon ■	78
81 Rust	76
81 Thomas More	94
81 Carson-Newman ■	85
71 Sewanee	49
91 Piedmont ■	59
75 Fisk ■	70
98 LaGrange	74
79 Huntingdon	68
93 Huntingdon ■	70

92 LaGrange ■	75
75 Randolph-Macon ■	68
74 John Carroll †	76

Nickname: Scots
 Colors: Orange & Garnet
 Arena: Boydson Baird Gymnasium
 Capacity: 2,000; Year Built: 1971
 AD: Randall D. Lambert
 SID: Eric S. Etchison

MARYWOOD

Scranton, PA 18509-1598III

Coach: Eric Grundman, Binghamton 1992

2003-04 RESULTS (6-18)

82 Staten Island †	63
77 Misericordia	82
73 Scranton	72
67 Eastern ■	73
46 Alvernia ■	58
81 Susquehanna	96
70 Wilkes ■	80
90 Hood ■	84
62 King's (Pa.) ■	89
69 Wesley	64
79 Neumann ■	86
61 Arcadia	70
51 Wesley ■	54
73 Chestnut Hill ■	77
57 Gwynedd-Mercy	89
70 Misericordia ■	67
64 Cabrini ■	74
72 Eastern	76
77 Arcadia ■	60
63 Alvernia	104
87 Neumann	92
78 Cabrini	81
73 Misericordia	85
79 Gwynedd-Mercy ■	105

Nickname: Pacers
 Colors: Green & White
 Arena: Health & Physical Education Center
 Capacity: 1,000
 AD: Mary Jo Gunning
 SID: Will Donohoe

MASSACHUSETTS

Amherst, MA 01003I

Coach: Steve Lappas, CCNY 1977

2003-04 RESULTS (10-19)

80 St. Francis (N.Y.) ■	58
50 Texas Tech	90
66 Hartford ■	72
76 Vermont ■	64
75 Boston College	76
52 Central Conn. St. †	53
83 Marshall ■	65
67 Maine ■	60
82 Albany (N.Y.) ■	66
67 Connecticut	91
66 Tennessee ■	74
64 La Salle	78
61 George Washington ■	76
71 St. Bonaventure	77
62 Duquesne	88
67 St. Joseph's	92
66 Temple ■	65
76 Fordham ■	70
67 Rhode Island	63
74 Rider	61
59 Dayton ■	66
44 Xavier	64
66 Rhode Island ■	73
61 Fordham	75
58 St. Joseph's ■	83
82 St. Bonaventure ■	71

92 Temple	98
65 Richmond	69
76 Duquesne †	79

Nickname: Minutemen
 Colors: Maroon & White
 Arena: Mullins Center
 Capacity: 9,493; Year Built: 1993
 AD: TBA
 SID: Matt Bourque

MASS.-DARTMOUTH

North Dartmouth, MA 02747-2300III

Coach: Brian Baptiste, American Int'l 1976

2003-04 RESULTS (13-14)

84 Curry ■	59
83 MIT ■	57
76 Worcester St.	79
89 Bridgewater St. ■	87
90 Connecticut Col. ■	82
55 Johnson & Wales ■	61
70 Plymouth St.	87
73 Gordon †	71
83 Whittier	73
87 Montclair St. ■	97
84 Western Conn. St.	106
81 Eastern Conn. St. ■	82
64 Keene St. ■	69
85 Southern Me. ■	69
84 Rhode Island Col. ■	67
77 Tufts	89
77 Keene St.	80
85 Mass.-Boston	79
81 Plymouth St. ■	76
93 Salem St.	77
90 Western Conn. St. ■	91
61 Rhode Island Col.	75
63 Eastern Conn. St.	65
85 Mass.-Boston ■	83
68 Southern Me.	74
62 Eastern Conn. St.	61
70 Plymouth St. †	78

Nickname: Corsairs
 Colors: Blue, White & Gold
 Arena: Tripp Athletic Center
 Capacity: 3,000; Year Built: 1972
 AD: Robert W. Mullen
 SID: William Gathright

MIT
Cambridge, MA 02139III

Coach: Larry Anderson, Rust 1987

2003-04 RESULTS (14-13)

65 Oneonta St. †	53
57 Mass.-Dartmouth	83
65 Connecticut Col. ■	68
69 Suffolk ■	57
56 Tufts	72
77 Gordon	70
57 Polytechnic (N.Y.) ■	34
85 Brandeis	72
77 Emmanuel (Mass.) ■	54
67 Springfield ■	58
67 Salem St. ■	70
77 Coast Guard	65
79 Clark (Mass.)	89
61 Emerson	55
65 Wheaton (Mass.)	78
51 WPI ■	61
54 Babson ■	62
52 Wheaton (Mass.) ■	53
81 Newbury	47
60 Coast Guard ■	53
74 Clark (Mass.) ■	65
45 Springfield	75
77 Babson	89
62 WPI	66

81 Eastern Nazarene ■	59
79 Clark (Mass.)	69
32 Babson †	79

Nickname: Engineers
 Colors: Cardinal Red & Silver Gray
 Arena: Rockwell Cage
 Capacity: 600
 AD: Candace L. Royer
 SID: James Kramer

MASS. LIBERAL ARTS

North Adams, MA 01247-4100III

Coach: Devin Gotham, Nazareth 1996

2003-04 RESULTS (1-24)

92 Eastern Conn. St.	114
65 Colby †	77
52 Amherst	104
76 Chris. Newport	93
60 Southern Va. †	79
90 Eastern Nazarene ■	73
65 Williams	92
59 Norwich	62
58 Union (N.Y.)	80
59 Brockport St. †	92
49 Framingham St.	72
60 Middlebury ■	75
52 Newbury ■	71
57 Bridgewater St. ■	86
78 Becker	82
60 Worcester St. ■	73
84 Salem St.	107
57 Fitchburg St.	90
67 Westfield St.	82
67 Framingham St. ■	70
54 Bridgewater St.	81
101 Worcester St.	107
67 Salem St. ■	99
81 Fitchburg St. ■	90
73 Westfield St. ■	87

Nickname: Trailblazers
 Colors: Navy & Gold
 Arena: Amsler Campus Center Gym
 Capacity: 2,500; Year Built: 1975
 AD: Scott F. Nichols
 SID: Deb Raber

MASS.-BOSTON

Boston, MA 02125III

Coach: Charlie Titus, St. Michael's 1972

2003-04 RESULTS (5-21)

104 Fitchburg St. ■	93
51 Williams ■	98
88 Emerson ■	93
86 Suffolk	95
74 Western Conn. St. ■	91
63 Salem St.	94
84 Keene St.	107
56 Flagler	92
59 Southern Wesleyan †	60
77 Tufts ■	74
79 Wentworth Inst.	64
65 Rhode Island Col. ■	89
69 Plymouth St.	90
62 Eastern Conn. St.	76
94 Southern Me. ■	85
63 Bridgewater St.	70
75 Western Conn. St.	87
79 Mass.-Dartmouth ■	85
73 Keene St. ■	84
73 WPI ■	57
56 Rhode Island Col.	71
73 Southern Me.	82
69 Plymouth St. ■	97
83 Mass.-Dartmouth	85
108 Eastern Conn. St. ■	112
58 Keene St.	82

Nickname: Beacons
 Colors: Blue & White
 Arena: Clark Athletic Center
 Capacity: 3,500; Year Built: 1981
 AD: Charlie Titus
 SID: Alan Wickstrom

MASS.-LOWELL

Lowell, MA 01854II

Coach: Ken Barer,
 George Washington 1988

2003-04 RESULTS (28-6)

89 Adelphi ■	69
87 Teikyo Post †	69
72 Bridgeport	69
74 Franklin Pierce ■	77
87 Merrimack	84
76 Stonehill ■	62
75 St. Anselm ■	80
80 Bentley	78
89 Molloy †	62
80 Shaw †	75
77 St. Michael's	74
58 Le Moyne	61
86 St. Rose ■	62
84 Pace ■	67
75 Southern Conn. St.	58
63 American Int'l	56
79 Bryant ■	71
84 Assumption	79
78 Franklin Pierce	92
67 Southern N.H.	74
104 Bentley ■	73
80 Merrimack ■	68
73 Stonehill	65
89 Assumption ■	71
87 American Int'l ■	65
77 Bryant	72
87 Southern N.H. ■	71
81 Merrimack ■	57
68 Bryant ■	47
67 Southern N.H. ■	63
74 Bridgeport ■	64
67 Southern N.H. ■	61
63 Bryant ■	62
82 Humboldt St. †	89

Nickname: River Hawks
 Colors: Red, White & Royal Blue
 Arena: Costello Gymnasium
 Capacity: 2,100; Year Built: 1960
 AD: Dana K. Skinner
 SID: Chris O'Donnell

MCMURRY

Abilene, TX 79697III

Coach: Ron Holmes, McMurry 1977

2003-04 RESULTS (15-10)

99 S'western Assemblie †	85
80 Paul Quinn †	94
90 Austin ■	63
95 Ozarks (Ark.) ■	93
94 Texas-Tyler	70
85 Hardin-Simmons ■	87
72 Texas-Dallas	74
58 Tex.-Pan American	90
96 LeTourneau ■	89
98 East Tex. Baptist ■	92
77 Mississippi Col.	84
76 Louisiana Col.	66
94 Concordia-Austin ■	74
85 Mary Hardin-Baylor ■	97
67 Howard Payne	55
76 Sul Ross St.	87
55 Texas Lutheran	73
81 Schreiner	59
71 Hardin-Simmons	63
75 Texas Lutheran ■	52
94 Schreiner ■	70
79 Concordia-Austin	77

88 Mary Hardin-Baylor	90
91 Howard Payne ■	74
99 Sul Ross St. ■	105

Nickname: Indians
 Colors: Maroon & White
 Arena: Kimbrell Arena
 Capacity: 2,250; Year Built: 1973
 AD: Steve Keenum
 SID: Patrick Stewart

MCNEESE ST.

Lake Charles, LA 70609I

Coach: Tic Price, Virginia Tech 1979

2003-04 RESULTS (11-16)

78 Spring Hill ■	65
77 LSU	87
81 Loyola (La.) ■	62
88 Tougaloo ■	68
69 Mississippi St.	92
71 Centenary (La.)	77
70 La.-Lafayette	76
63 George Mason	96
61 Arizona St.	81
68 Louisiana Tech ■	69
73 Centenary (La.) ■	60
76 Texas St.	81
78 Northwestern St. ■	84
60 Stephen F. Austin	64
75 Texas-Arlington	77
78 Nicholls St.	57
72 Southeastern La.	83
81 Northwestern St.	92
81 Texas-San Antonio	93
78 Texas-Arlington ■	89
77 Lamar ■	72
71 Stephen F. Austin ■	68
65 La.-Monroe	70
78 Sam Houston St. ■	65
79 Texas St. ■	67
71 Southeastern La. ■	68
81 Nicholls St. ■	64

Nickname: Cowboys
 Colors: Blue & Gold
 Arena: Burton Coliseum
 Capacity: 8,000; Year Built: 1986
 AD: Sonny Watkins
 SID: Louis Bonnette

MEDAILLE

Buffalo, NY 14214-2695III

Coach: Richard Jacob, Eisenhower 1980

2003-04 RESULTS (10-17)

30 Penn St.-Behrend	66
65 Hiram †	77
46 Geneseo St.	86
56 Grove City	77
66 Nazareth	83
83 D'Youville †	77
81 Wilkes †	97
84 Hilbert †	88
78 Utica/Rome ■	85
56 Buffalo St.	59
71 Hilbert †	66
65 Pitt.-Greensburg	75
78 Bethany (W.V.)	109
73 Oswego St. ■	85
67 Fredonia St.	87
28 Penn St.-Behrend ■	60
71 Hilbert	66
74 Keuka ■	69
101 Cazenovia ■	91
58 La Roche	73
65 D'Youville ■	57
82 Keuka	83
51 D'Youville	62
111 Cazenovia	100
80 Hilbert ■	65
80 Keuka	77
59 D'Youville †	51

Nickname: Mavericks
 Colors: Navy, Red & White
 Arena: Kevin I. Sullivan Campus Center
 Capacity: 500; Year Built: 1995
 AD: Dick William Hack
 SID: Michael P. Carbery

MEDGAR EVERS

Brooklyn, NY 11225-2298III

Coach: Bob Holford, Roger Williams

2003-04 RESULTS (3-21)

41 TCNJ	97
67 Cazenovia †	84
89 Brooklyn ■	73
46 Wm. Paterson †	69
71 City Tech ■	99
56 York (N.Y.)	64
59 Gwynedd-Mercy ■	75
52 New Jersey City	77
69 York (Pa.)	92
66 Richard Stockton †	84
46 Staten Island ■	60
60 Baruch	76
69 CCNY ■	84
61 Hunter	88
52 John Jay	57
55 Polytechnic (N.Y.)	100
63 Staten Island	96
52 Brooklyn	56
74 Pratt	44
59 Rutgers-Newark	71
68 City Tech	88
73 St. Joseph's (Brkln) ■	76
70 York (N.Y.) ■	67
73 Lehman	74

Nickname: Cougars
 Colors: Gold & Black
 Arena: Medgar Evers College Gym
 Capacity: 300; Year Built: 1971
 AD: Roy Anderson
 SID: To be named

MEMPHIS

Memphis, TN 38152-3370I

Coach: John Calipari, Clarion 1982

2003-04 RESULTS (22-8)

76 Wake Forest †	85
94 Fordham ■	64
74 Austin Peay ■	60
84 Tenn.-Martin ■	64
73 Mississippi	62
64 Illinois	74
89 Belmont ■	83
63 Samford	62
61 Missouri ■	59
69 Oakland ■	63
73 Villanova	57
63 Southern Miss.	66
73 DePaul	82
91 Charlotte ■	69
85 Tulane	71
64 Houston ■	48
66 South Fla. ■	53
75 TCU	69
62 Louisville ■	58
63 St. Louis ■	54
79 East Caro.	73
89 Marquette	71
73 UAB ■	66
74 Southern Miss. ■	56
60 Louisville	66
83 TCU ■	56
79 Cincinnati	83
61 St. Louis †	72
59 South Carolina †	43
53 Oklahoma St. †	70

Nickname: Tigers
 Colors: Blue & Gray

Arena: The Pyramid
 Capacity: 20,004; Year Built: 1991
 AD: R. C. Johnson
 SID: Lamar Chance

MENLO

Atherton, CA 94027-4185III

Coach: Keith Larsen, San Fran. St. 1985

2003-04 RESULTS (4-21)

64 Cal St. Northridge	88
61 Cal St. Stanislaus	83
85 Pacific Union ■	63
59 Linfield	106
70 Willamette †	86
49 Azusa Pacific †	92
33 Whitman †	84
52 Humboldt St.	96
57 Cal St. Monterey Bay ■	85
56 Bethany (Cal.) ■	61
52 Cal St. Hayward	83
73 Holy Names ■	85
73 Notre Dame de Namur	86
82 Simpson (Cal.) ■	85
73 Pacific Union	70
70 Simpson (Cal.)	65
62 Dominican (Cal.) ■	74
71 Cal St. Maritime ■	69
57 Dominican (Cal.)	84
58 Bethany (Cal.)	74
51 Cal St. Monterey Bay	76
87 Holy Names	107
60 Cal St. Hayward ■	74
69 Cal St. Maritime	74
65 Notre Dame de Namur ■	82

Nickname: Oaks
 Colors: Navy Blue & White
 Arena: Haynes-Prim Pavilion
 Capacity: 700; Year Built: 1981
 AD: Caitlin Collier
 SID: Nicholas Enriquez

MERCER

Macon, GA 31207I

Coach: Mark Slonaker, Georgia 1980

2003-04 RESULTS (12-18)

67 Ohio †	64
58 Xavier	72
64 Ill.-Chicago †	75
61 Illinois	93
64 Iowa St.	87
78 Ga. Southern	88
88 Lipscomb ■	80
72 Belmont ■	70
94 Fort Valley St. ■	77
80 Elon ■	63
44 Alabama	101
72 Fla. Atlantic	90
56 UCF	60
72 Gardner-Webb ■	56
92 Campbell ■	86
66 Georgia St.	79
66 Troy St. ■	82
68 Stetson	77
83 Jacksonville	88
73 Georgia St. ■	55
76 Stetson ■	62
75 Jacksonville ■	62
77 Troy St.	81
66 Campbell	69
77 Gardner-Webb	85
58 UCF ■	83
85 Fla. Atlantic ■	79
70 Belmont	81
88 Lipscomb	77
63 Belmont	71

Nickname: Bears
 Colors: Orange & Black

Arena: University Center
Capacity: 3,100; Year Built: 2003
AD: Bobby A. Pope
SID: Joel Lamp

MERCHANT MARINE

Kings Point, NY 11024-1699.....III

Coach: Chris Carideo, Widener 1996

2003-04 RESULTS (15-11)

72 Ramapo ■	91
69 Claremont-MS	66
65 Pomona-Pitzer †	84
64 Mt. St. Vincent	67
76 Coast Guard	69
57 Wm. Paterson	69
74 Maritime (N.Y.) ■	62
67 St. Joseph's (L.I.)	61
84 CCNY	68
66 Scranton ■	62
87 Farmingdale ■	70
73 Baruch ■	52
76 Stevens Institute	59
70 Staten Island ■	74
69 Farmingdale	85
62 Old Westbury	76
65 John Jay	71
75 St. Joseph's (L.I.) ■	77
69 York (N.Y.) ■	48
68 Manhattanville ■	53
70 Old Westbury ■	74
63 Maritime (N.Y.)	52
67 Yeshiva	64
86 Centenary (N.J.) ■	67
88 Mt. St. Mary (N.Y.) ■	87
62 Farmingdale ■	64

Nickname: Mariners
Colors: Blue & Gray
Arena: Liebertz Gymnasium
Capacity: 1,200; Year Built: 1943
AD: Susan Petersen-Lubow
SID: Tom Emberley

MERCY

Dobbs Ferry, NY 10522.....II

Coach: Steve Kelly, Fordham 1969

2003-04 RESULTS (6-20)

61 Caldwell †	60
78 Dominican (N.Y.)	74
71 C.W. Post ■	78
58 Adelphi ■	77
64 New Haven ■	72
72 Concordia (N.Y.) ■	69
77 St. Thomas Aquinas ■	66
57 Southampton	73
68 Bridgeport ■	75
84 Dowling ■	100
73 Concordia (N.Y.)	90
71 Dowling	76
71 Queens (N.Y.) ■	70
82 NYIT	94
96 Southampton ■	86
82 Molloy ■	84
56 C.W. Post	70
73 Molloy	82
67 NYIT ■	72
49 Philadelphia U.	80
63 Adelphi	72
59 New Haven	82
82 Queens (N.Y.)	104
57 Philadelphia U. ■	72
51 St. Thomas Aquinas	64
52 Bridgeport	79

Nickname: Flyers
Colors: Blue & White
Arena: Westchester Community College
Capacity: 2,000
AD: Neil D. Judge
SID: Steve Balsan

MERCYHURST

Erie, PA 16546II

Coach: Gary Manchel, Vermont 1985

2003-04 RESULTS (16-12)

76 Columbia Union ■	53
74 Slippery Rock ■	41
50 Assumption ■	54
60 Clarion	62
65 Point Park ■	46
45 Edinboro ■	65
71 Northwood ■	68
76 Ashland ■	49
69 Findlay ■	61
74 Bellarmine ■	70
62 Edinboro	46
78 Roberts Wesleyan ■	53
57 Bellarmine	72
81 Saginaw Valley	54
54 Lake Superior St.	46
58 Northern Mich. ■	74
79 Michigan Tech ■	55
81 Grand Valley St.	80
66 Ferris St.	80
47 Gannon ■	42
63 Hillsdale ■	52
45 Wayne St. (Mich.) ■	54
60 Ashland	59
53 Findlay	60
55 Hillsdale	59
59 Gannon	64
71 Wayne St. (Mich.)	72
54 Findlay	65

Nickname: Lakers
Colors: Blue & Green
Arena: Mercyhurst Athletic Center
Capacity: 1,800; Year Built: 1978
AD: Peter J. Russo
SID: John Leisering

MERRIMACK

North Andover, MA 01845II

Coach: Bert Hammel, Bentley 1973

2003-04 RESULTS (17-12)

99 St. Anselm	84
71 American Int'l	62
85 Assumption	88
84 Mass.-Lowell ■	87
53 Southern N.H.	58
71 Stonehill ■	59
70 American Int'l ■	56
89 Nova Southeastern	87
52 Barry	43
66 Florida Tech	57
83 Bentley	74
72 Le Moyne	82
90 St. Michael's ■	67
74 St. Anselm ■	67
84 Southern Conn. St. ■	60
84 St. Rose	81
54 Pace	63
78 Stonehill	75
87 Bentley ■	75
54 Southern N.H.	69
68 Mass.-Lowell	80
59 Franklin Pierce ■	60
80 Franklin Pierce	67
69 Pace ■	62
79 St. Rose ■	83
71 Southern Conn. St.	74
71 Bryant	81
81 Pace	63
57 Mass.-Lowell	81

Nickname: Warriors
Colors: Navy Blue & Gold
Arena: Volpe Complex
Capacity: 1,600; Year Built: 1972
AD: Chris Serino
SID: David Rourke

MESA ST.

Grand Junction, CO 81501II

Coach: Jim Heaps, Mesa St. 1982

2003-04 RESULTS (19-10)

67 Neb.-Omaha †	80
77 West Tex. A&M †	79
71 Alderson-Broaddus †	83
68 Northern Colo. †	64
56 Neb.-Kearney ■	70
56 Fort Hays St. ■	57
72 Western St. ■	67
99 Lee ■	77
82 Mobile ■	66
67 Colo. Christian	77
84 Colorado Mines	73
69 Chadron St. ■	65
68 Metro St. ■	82
79 Regis (Colo.)	74
90 Western St.	83
74 UC-Colo. Spgs.	59
70 Colorado St.-Pueblo	74
84 N.M. Highlands	72
86 Fort Lewis ■	84
75 Adams St.	45
99 N.M. Highlands ■	68
81 Colorado St.-Pueblo ■	78
85 Adams St.	60
83 Fort Lewis	81
102 UC-Colo. Spgs. ■	63
97 Western St. ■	66
86 Fort Hays St. ■	77
88 Neb.-Kearney †	91
72 Metro St.	102

Nickname: Mavericks
Colors: Maroon, Gold & White
Arena: Brownson Arena
Capacity: 2,500; Year Built: 1969
AD: Clarence Ross
SID: Tish Elliott

MESSIAH

Grantham, PA 17027III

Coach: Rick Van Pelt, Messiah 1991

2003-04 RESULTS (13-12)

50 Va. Wesleyan	67
70 Farmingdale †	71
102 Valley Forge Chrst. ■	51
72 Gettysburg	54
74 Juniata ■	61
51 Lebanon Valley	67
56 Penn St.-Altoona ■	46
85 Delaware Valley	74
74 Mount Union †	81
65 Muskingum †	63
80 Eastern	69
69 Phila. Bible ■	62
69 Susquehanna ■	50
80 Villa Julie ■	66
66 Albright	67
81 Elizabethtown ■	86
75 Moravian	70
60 Widener ■	73
67 Lebanon Valley ■	83
71 Juniata	78
64 Albright ■	67
57 Susquehanna	71
75 Moravian ■	68
79 Elizabethtown	71
68 Widener	69

Nickname: Falcons
Colors: Navy & White
Arena: Brubaker Auditorium
Capacity: 1,800; Year Built: 1972
AD: Jerry Chaplin
SID: Scott Frey

METHODIST

Fayetteville, NC 28311-1420.....III

Coach: David Smith, Methodist 1981

2003-04 RESULTS (18-10)

80 Farmingdale †	66
62 Va. Wesleyan	68
101 LaGrange ■	82
83 Emory & Henry †	71
64 Maryville (Tenn.)	79
67 Elon	83
71 SCAD ■	56
43 Catholic	85
56 SCAD	75
58 Mary Washington ■	77
54 Greensboro	55
82 Ferrum ■	79
79 Averett ■	63
66 Chowan ■	57
72 N.C. Wesleyan	59
55 Chris. Newport	49
72 Shenandoah	80
81 Greensboro ■	72
77 Ferrum	55
86 Averett	62
68 Chowan	60
83 N.C. Wesleyan ■	77
55 Shenandoah ■	52
57 Chris. Newport ■	72
78 Averett †	49
83 N.C. Wesleyan	71
72 Shenandoah †	58
50 Randolph-Macon	51

Nickname: Monarchs
Colors: Green & Gold
Arena: March F. Riddle Center
Capacity: 1,200; Year Built: 1990
AD: Bob McEvoy
SID: Lee Glenn

METRO ST.

Denver, CO 80217-3362II

Coach: Mike Dunlap,
Loyola Marymount 1980

2003-04 RESULTS (32-3)

90 Augustana (S.D.) ■	57
71 Cal St. San B'dino ■	50
69 Winona St. †	74
63 Minn. Duluth	74
101 UC-Colo. Spgs.	43
114 Evergreen St. ■	66
102 Adams St.	50
81 Fort Lewis	63
128 Bethany (Kan.) ■	51
93 Cal Baptist †	55
98 UC-Colo. Spgs. ■	66
107 Western St. ■	49
82 Mesa St.	68
110 N.M. Highlands ■	73
96 Colorado St.-Pueblo ■	68
88 Neb.-Kearney	73
98 Fort Hays St.	71
77 Chadron St. ■	50
104 Regis (Colo.) ■	49
92 Colo. Christian ■	63
94 Colorado Mines ■	59
93 Chadron St.	79
84 Regis (Colo.)	64
107 Colo. Christian	79
90 Colorado Mines	69
97 Fort Hays St. ■	82
104 Neb.-Kearney ■	79
88 Adams St. ■	60
90 Fort Lewis †	76
99 Neb.-Kearney †	78
102 Mesa St. ■	72
109 South Dakota St. ■	69
79 Neb.-Kearney ■	68
88 Rollins †	54
81 Southern Ind. †	83

Nickname: Roadrunners
 Colors: Navy Blue & Burgundy
 Arena: Auraria Events Center
 Capacity: 3,000; Year Built: 1970
 AD: Joan M. Mc Dermott
 SID: Trent Nielsen

MIAMI (FLA.)

Coral Gables, FL 33124

Coach: Perry Clark, Gettysburg 1974

2003-04 RESULTS (14-16)

86	Lubbock Chrst. ■	66
78	La-Monroe ■	60
53	Rhode Island †	54
82	Bradley †	83
91	Stetson ■	70
89	Florida Int'l ■	72
61	UMBC ■	52
58	Florida St. ■	67
72	Temple ■	66
81	N.C. A&T ■	62
76	Fla. Atlantic ■	51
75	IPFW ■	52
105	Savannah St. ■	65
64	North Carolina	89
80	Pittsburgh ■	84
70	St. John's (N.Y.)	64
65	Virginia Tech	59
73	Rutgers ■	63
69	Villanova ■	76
62	Notre Dame	72
80	Georgetown ■	87
70	Rutgers	72
64	Georgetown	80
72	Boston College ■	74
74	Syracuse ■	91
63	Connecticut	76
57	Providence	70
66	Seton Hall ■	76
59	Villanova	56
53	West Virginia ■	58

Nickname: Hurricanes
 Colors: Orange, Green & White
 Arena: Convocation Center
 Capacity: 7,000; Year Built: 2003
 AD: Paul Dee
 SID: Sam Henderson

MIAMI (OHIO)

Oxford, OH 45056

Coach: Charlie Coles,
 Miami (Ohio) 1965

2003-04 RESULTS (18-11)

71	Liberty	55
67	Ohio Dominican ■	59
61	Dayton	67
38	Western Mich.	61
36	Xavier ■	55
76	Wright St. ■	61
55	Southern Methodist †	66
63	IPFW †	52
63	Cincinnati	83
72	Buffalo	62
68	Akron ■	60
74	Kent St. ■	65
50	Ball St. ■	56
80	Central Mich.	70
74	Eastern Mich. ■	46
51	Marshall	48
64	Ohio	67
66	Bowling Green ■	60
61	Toledo ■	57
44	Akron	48
62	Ball St.	55
64	Ohio ■	63
75	Southwest Mo. St. ■	66
54	Northern Ill.	62
73	Buffalo	87
59	Kent St.	57

74	Marshall ■	70
72	Ball St. †	67
56	Kent St. †	66

Nickname: RedHawks
 Colors: Red & White
 Arena: Millett Hall
 Capacity: 9,200; Year Built: 1968
 AD: Brad Bates
 SID: Angie Renninger

MICHIGAN

Ann Arbor, MI 48109-2201

Coach: Tommy Amaker, Duke 1987

2003-04 RESULTS (23-11)

84	Oakland ■	58
84	High Point ■	49
61	Butler	60
68	North Carolina St. ■	61
63	Vanderbilt	83
74	Bowling Green ■	57
85	Central Mich. ■	75
55	Delaware St. ■	50
70	UCLA ■	66
60	Boston U. ■	61
66	Fairfield †	43
78	Northwestern ■	54
57	Indiana ■	59
54	Michigan St.	71
63	Wisconsin	74
69	Penn St.	59
90	Iowa ■	84
52	Illinois	67
64	Purdue ■	63
78	Minnesota	81
61	Iowa	69
76	Penn St. ■	53
71	Wisconsin ■	59
69	Michigan St. ■	72
75	Ohio St. ■	64
56	Indiana	61
63	Northwestern	56
79	Iowa †	70
60	Illinois †	74
65	Missouri ■	64
63	Oklahoma ■	52
88	Hawaii ■	73
78	Oregon †	53
62	Rutgers †	55

Nickname: Wolverines
 Colors: Maize & Blue
 Arena: Crisler Arena
 Capacity: 13,751; Year Built: 1967
 AD: William C. Martin
 SID: Tom Wywrot

MICHIGAN ST.

East Lansing, MI 48824-1025

Coach: Tom Izzo, Northern Mich. 1977

2003-04 RESULTS (18-12)

64	Bucknell ■	52
74	Kansas	81
77	Pennsylvania ■	52
89	DePaul ■	81
50	Duke ■	72
77	Oklahoma †	80
74	Kentucky †	79
73	South Fla. ■	60
58	UCLA	64
78	Coppin St. ■	72
83	Syracuse	96
64	Wisconsin	77
76	Penn St. ■	58
71	Michigan	54
73	Northwestern	61
70	Purdue	76
79	Minnesota	78
84	Indiana ■	72
89	Iowa ■	72
84	Ohio St.	70

51	Illinois	75
69	Minnesota ■	58
62	Purdue ■	55
66	Northwestern ■	56
72	Michigan	69
67	Penn St.	42
64	Wisconsin ■	68
68	Northwestern †	55
66	Wisconsin †	68
66	Nevada †	72

Nickname: Spartans
 Colors: Green & White
 Arena: Breslin Events Center
 Capacity: 14,759; Year Built: 1989
 AD: Ronald H. Mason
 SID: Matt Larson

MICHIGAN TECH

Houghton, MI 49931-1295

Coach: Kevin Luke,
 Northern Mich. 1982

2003-04 RESULTS (22-8)

77	Finlandia ■	62
76	Minn. St. Moorhead †	59
68	North Dakota St.	48
68	Wis.-Parkside	58
72	Minn. Duluth	57
75	Winona St. †	67
52	Northern Mich. ■	48
65	Northwood	62
60	South Dakota St. ■	64
48	Wayne St. (Mich.) ■	53
88	Hillsdale ■	69
76	Gannon	71
55	Mercyhurst	79
73	Ashland	60
68	Findlay ■	63
73	Saginaw Valley	69
83	Lake Superior St.	77
71	Ferris St. ■	55
84	Grand Valley St. ■	67
61	Northwood ■	63
58	Northern Mich.	56
92	Lake Superior St. ■	76
91	Saginaw Valley ■	68
63	Grand Valley St.	83
61	Ferris St.	70
87	Northern Mich. ■	66
69	Gannon †	59
68	Findlay †	73
81	Gannon †	75
54	Wayne St. (Mich.) †	57

Nickname: Huskies
 Colors: Silver, Gold & Black
 Arena: SDC Gymnasium
 Capacity: 3,200; Year Built: 1981
 AD: Rick Yeo
 SID: Wes Frahm

MIDDLE TENN.

Murfreesboro, TN 37132

Coach: Kermit Jr. Davis,
 Mississippi St. 1982

2003-04 RESULTS (17-12)

86	Covenant ■	53
63	Wyoming	84
71	Alabama St. ■	48
63	Tennessee Tech	87
94	Tenn. Wesleyan ■	51
67	Alabama St.	62
54	Cincinnati	89
70	Austin Peay ■	56
75	Chattanooga	82
86	South Carolina St. †	76
61	Va. Commonwealth	66
72	IPFW ■	65
76	Wyoming ■	63
92	Arkansas St. ■	86
66	Ark.-Little Rock ■	68

72	South Ala.	63
78	New Orleans	75
76	New Mexico St. ■	81
64	La.-Lafayette ■	74
66	Western Ky.	70
54	Florida Int'l	53
64	North Texas	69
65	Denver ■	48
70	Arkansas St.	69
54	Ark.-Little Rock	59
73	Western Ky. ■	59
60	Florida Int'l ■	42
76	Western Ky.	62
66	La.-Lafayette †	70

Nickname: Blue Raiders
 Colors: Royal Blue & White
 Arena: Murphy Athletic Center
 Capacity: 11,520; Year Built: 1972
 AD: James Donnelly
 SID: Ryan Simmons

MIDDLEBURY

Middlebury, VT 05753

Coach: Jeff Brown, Vermont 1982

2003-04 RESULTS (12-12)

81	Mt. St. Mary (N.Y.) †	79
75	Plattsburgh St.	86
100	St. Joseph (Vt.)	65
83	Southern Vt.	68
90	Castleton St. ■	80
84	Hamilton ■	77
66	Norwich ■	55
68	Rensselaer	76
83	Colby-Sawyer ■	63
76	Plattsburgh St. ■	75
75	Mass. Liberal Arts	60
71	Williams	104
78	Union (N.Y.) ■	79
67	Amherst ■	91
63	Trinity (Conn.) ■	68
83	Green Mountain	74
73	Colby	64
48	Bowdoin	72
81	Wesleyan (Conn.) ■	83
92	Connecticut Col. ■	64
67	Skidmore	72
66	Tufts	78
58	Bates	81
52	Williams	74

Nickname: Panthers
 Colors: Blue & White
 Arena: Pepin Gymnasium
 Capacity: 1,200; Year Built: 1949
 AD: Russell Reilly
 SID: Brad Nadeau

MIDWESTERN ST.

Wichita Falls, TX 76308-2099

Coach: Jeff Ray, Midwestern St. 1984

2003-04 RESULTS (16-12)

103	Hillsdale Free Will ■	41
106	S'western Assemblies ■	64
72	Wayland Baptist †	71
67	Jarvis Christian †	58
75	Tarleton St.	74
72	Lamar	97
78	Baylor	81
71	St. Mary's (Tex.)	75
86	Trinity (Tex.) ■	79
80	Central Okla. ■	68
84	Northeastern St. ■	67
74	Southeastern Okla.	83
73	East Central	56
109	Cameron ■	92
71	Southwestern Okla. ■	78
82	Abilene Christian	78
77	Angelo St.	74
46	Tex. A&M-Commerce ■	57
93	Tex. A&M-Kingsville ■	65

76 Eastern N.M. ■	79
86 West Tex. A&M ■	69
67 Eastern N.M.	77
74 West Tex. A&M	88
87 Angelo St. ■	79
81 Abilene Christian ■	82
73 Tex. A&M-Kingsville	82
67 Tex. A&M-Commerce	66
87 Tarleton St.	93

Nickname: Indians
 Colors: Maroon and Gold
 Arena: Gerald Stockton Court
 Capacity: 5,200; Year Built: 1969
 AD: Jeff Ray
 SID: Andy Austin

MILES

Birmingham, AL 35208II

Coach: Roosevelt Sanders,
 Alabama St. 1973

2003-04 RESULTS (14-15)

83 Stillman ■	67
83 Stillman	57
76 North Ala. ■	75
69 Ala.-Huntsville ■	75
69 Fort Valley St. ■	52
70 Albany St. (Ga.) ■	61
60 Ala.-Huntsville	72
81 Montevallo †	92
83 Delta St.	103
73 Benedict	76
47 Paine	51
67 Tuskegee ■	66
62 Morehouse ■	73
94 Clark Atlanta ■	87
77 LeMoyn-Owen ■	55
76 Tuskegee	86
50 Morehouse	80
55 Benedict ■	52
66 Paine ■	69
56 Fort Valley St.	75
62 Albany St. (Ga.)	64
76 Lane	88
83 Kentucky St.	73
58 Lane ■	64
67 Kentucky St. ■	34
62 Clark Atlanta	57
101 LeMoyn-Owen	70
68 Albany St. (Ga.) †	63
66 Morehouse †	76

Nickname: Golden Bears
 Colors: Purple & Gold
 Arena: Knox-Windham Gym
 Capacity: 2,000; Year Built: 1949
 AD: Augustus James
 SID: Willie Patterson

MILLERSVILLE

Millersville, PA 17551-0302II

Coach: Fred Thompson,
 La.-Monroe 1990

2003-04 RESULTS (13-13)

66 Charleston (W.V.) †	72
67 Salem Int'l	53
91 Holy Family ■	71
56 West Virginia St. ■	76
62 Salem Int'l ■	53
82 West Va. Wesleyan ■	63
43 California (Pa.)	50
96 Slippery Rock	73
81 Lock Haven	70
81 Indianapolis	88
71 Edinboro ■	69
47 Clarion ■	57
61 Indiana (Pa.) ■	80
76 Shippensburg ■	79
75 Bloomsburg	72
81 Mansfield ■	87

76 Cheyney ■	84
70 West Chester ■	58
71 East Stroudsburg	68
51 Kutztown	71
69 Mansfield	76
91 Bloomsburg ■	54
80 West Chester	82
58 Cheyney	72
80 East Stroudsburg ■	69
67 Kutztown ■	63

Nickname: Marauders
 Colors: Black & Gold
 Arena: Pucillo Gymnasium
 Capacity: 2,850; Year Built: 1970
 AD: Daniel N. Audette
 SID: Greg Wright

MILLIKIN

Decatur, IL 62522-2084III

Coach: Tim Littrell, Millikin 1977

2003-04 RESULTS (14-11)

65 Aurora ■	58
66 MacMurray ■	64
77 Franklin	68
70 Illinois Tech	56
59 Blackburn	62
87 Eureka	75
65 Robert Morris-Chicag ■	59
62 Goshen †	91
87 Lake Erie †	76
70 Webster	79
69 Carthage	83
83 North Park ■	73
90 Ind.-Northwest ■	60
71 Carthage ■	66
56 Wheaton (Ill.)	77
68 North Central	60
69 Ill. Wesleyan ■	85
59 Augustana (Ill.)	88
72 Augustana (Ill.) ■	67
60 Elmhurst ■	57
51 Ill. Wesleyan	65
52 Wheaton (Ill.) ■	77
80 North Central ■	63
63 North Park	75
78 Elmhurst	80

Nickname: Big Blue
 Colors: Royal Blue & White
 Arena: Griswold Gymnasium
 Capacity: 4,080; Year Built: 1970
 AD: Lori Kerans
 SID: Julie Farr

MILLSAPS

Jackson, MS 39210III

Coach: Tim Wise, Millsaps 1989

2003-04 RESULTS (5-20)

54 Belhaven ■	73
63 Pensacola Christian ■	48
62 Rust ■	69
50 Birmingham-So.	96
63 LSU-Shreveport ■	75
56 Rust	81
57 Fisk †	63
42 Dallas	60
65 Hendrix ■	63
61 Rhodes	69
64 Oglethorpe	84
50 Dallas ■	61
55 Southwestern (Tex.)	83
43 Trinity (Tex.)	68
57 DePauw	75
38 Rose-Hulman	65
54 Centre ■	71
85 Sewanee ■	76
58 Hendrix	55
69 Rhodes	86
75 Oglethorpe ■	71

63 LSU-Shreveport	103
53 Southwestern (Tex.) ■	72
56 Trinity (Tex.) ■	61
53 Trinity (Tex.) †	67

Nickname: Majors
 Colors: Purple & White
 Arena: Physical Activities Center
 Capacity: 3,000; Year Built: 1974
 AD: Ron Journey
 SID: Denny Hayes

MILWAUKEE ENGR.

Milwaukee, WI 53202-3109III

Coach: Brian Good, Wisconsin 1993

2003-04 RESULTS (9-17)

46 Carthage	86
65 Concordia-Austin	86
35 Trinity (Tex.)	72
33 Lawrence	77
78 North Park ■	82
69 Maranatha Baptist ■	64
73 Dominican (Ill.) ■	61
57 Concordia (Ill.) †	68
78 Marian (Wis.)	75
50 Wis.-La Crosse	69
79 North Central ■	69
56 Eureka	81
48 Rockford	77
97 Illinois Tech ■	80
76 Wis. Lutheran	68
64 Concordia (Wis.)	79
36 Edgewood ■	73
69 Lakeland	81
82 Wis. Lutheran ■	65
63 Marian (Wis.)	50
60 Maranatha Baptist	61
99 Northland Bapt. ■	55
96 Concordia (Wis.) ■	102
39 Edgewood	65
72 Lakeland ■	85
70 Wis. Lutheran ■	75

Nickname: Raiders
 Colors: Red & White
 Arena: US Cellular Arena
 Capacity: 12,000
 AD: Daniel I. Harris
 SID: Mark Ostapina

MINNESOTA

Minneapolis, MN 55455I

Coach: Dan Monson, Idaho 1985

2003-04 RESULTS (12-18)

78 UMKC ■	67
54 Utah	66
91 Furman ■	84
78 Virginia	86
86 Western Ill. ■	64
88 Long Beach St. ■	58
100 Oral Roberts ■	80
74 Duquesne ■	69
60 Nebraska ■	77
73 Texas Tech	90
82 Wofford ■	70
72 Penn St.	75
57 Princeton ■	53
68 Iowa ■	83
62 Ohio St.	73
65 Purdue	72
81 Indiana ■	86
78 Michigan St. ■	79
47 Northwestern	61
66 Wisconsin	80
69 Illinois ■	79
81 Michigan ■	78
58 Michigan St.	69
73 Indiana	71
47 Purdue ■	65
59 Ohio St. ■	70

62 Iowa	66
78 Penn St. ■	62
63 Purdue †	52
52 Wisconsin †	66

Nickname: Golden Gophers
 Colors: Maroon & Gold
 Arena: Williams Arena
 Capacity: 14,625; Year Built: 1928
 AD: Joel Maturi
 SID: Bill Crumley

MINN. ST. MOORHEAD

Moorhead, MN 56563-2996II

Coach: Stu Engen, Augsburg 1986

2003-04 RESULTS (12-16)

83 North Dakota St. ■	72
59 Michigan Tech †	76
72 Northern Mich. †	74
60 Valley City St. ■	52
63 Concordia-M'head ■	57
59 North Dakota	84
86 Finlandia	66
77 Mayville St. ■	39
98 Minn.-Morris ■	67
77 South Dakota †	105
91 Augustana (S.D.)	83
70 Northern St. ■	67
82 Minn.-Crookston	79
65 Wayne St. (Neb.) ■	68
77 Southwest Minn. St. ■	69
62 Bemidji St.	74
70 Minn. Duluth ■	72
73 Concordia-St. Paul ■	61
55 Winona St. ■	83
67 Southwest Minn. St.	79
58 Wayne St. (Neb.)	69
66 Northern St.	81
57 Bemidji St. ■	77
84 Minn.-Crookston ■	68
60 Minn. Duluth	77
67 Winona St.	73
58 Concordia-St. Paul	61
62 Bemidji St.	75

Nickname: Dragons
 Colors: Scarlet & White
 Arena: Alex Nemzek Hall
 Capacity: 3,400; Year Built: 1960
 AD: David Crackett
 SID: Larry Scott

MINN. ST.-MANKATO

Mankato, MN 56001II

Coach: Matt Margenthaler,
 Western Ill. 1991

2003-04 RESULTS (18-10)

96 Southwest Minn. St. ■	86
87 Minn. Duluth ■	80
68 Winona St.	85
72 Rockford ■	57
93 Concordia-St. Paul ■	75
79 Minn.-Crookston ■	53
95 Rockhurst ■	81
97 William Penn ■	59
86 Tex. A&M-Kingsville †	98
85 Incarnate Word	79
81 Sioux Falls ■	72
72 Carleton ■	62
95 Minn.-Morris	66
73 North Dakota ■	62
70 North Dakota St. ■	75
102 South Dakota St. ■	84
108 Augustana (S.D.) ■	79
86 South Dakota	95
102 Neb.-Omaha	93
94 St. Cloud St.	98
56 St. Cloud St. ■	72
86 Neb.-Omaha ■	74
78 South Dakota	82

67	Augustana (S.D.).....	71
88	South Dakota St.....	90
90	North Dakota St.....	85
81	North Dakota.....	77
82	South Dakota.....	97

Nickname: Mavericks
 Colors: Purple & Gold
 Arena: Bresnan Arena In Taylor Center
 Capacity: 4,521; Year Built: 2000
 AD: Kevin Buisman
 SID: Paul Allan

MINN.-CROOKSTON

Crookston, MN 56716-5001II

Coach: Jeff Oseth,
 Minn. St. Moorhead 1994

2003-04 RESULTS (4-23)

55	St. Cloud St.....	89
78	Central Wash.....	95
63	Western Ore. †.....	74
107	Mayville St. █.....	73
67	Minn.-Morris.....	68
78	Augustana (S.D.).....	96
53	Minn. St.-Mankato.....	79
80	North Dakota St. █.....	87
58	Northern Iowa.....	80
98	Minn.-Morris █.....	70
50	North Dakota.....	71
76	Winona St.....	89
87	Concordia-St. Paul.....	93
79	Minn. St. Moorhead █.....	82
61	Bemidji St.....	81
75	Southwest Minn. St. █.....	62
111	Wayne St. (Neb.) █.....	118
88	Minn. Duluth.....	92
53	Bemidji St. █.....	85
75	Northern St. █.....	78
94	Concordia-St. Paul █.....	85
69	Winona St. █.....	91
60	Northern St.....	85
68	Minn. St. Moorhead.....	84
76	Wayne St. (Neb.).....	80
68	Southwest Minn. St.....	83
74	Minn. Duluth █.....	84

Nickname: Golden Eagle
 Colors: Maroon & Gold
 Arena: Lysaker Gym
 Capacity: 3,500; Year Built: 1970
 AD: Stephanie Helgeson
 SID: Nick Kornder

MINN. DULUTH

Duluth, MN 55812-2496II

Coach: Gary Holquist, Milton 1979

2003-04 RESULTS (18-12)

84	South Dakota St. †.....	102
80	Minn. St.-Mankato.....	87
57	Michigan Tech █.....	72
74	Metro St. █.....	63
80	St. Scholastica █.....	65
79	Northern Mich.....	74
80	Augustana (S.D.) █.....	79
94	North Dakota.....	91
67	Wis.-Green Bay.....	78
94	Augustana (S.D.).....	78
110	South Dakota †.....	101
72	Wayne St. (Neb.).....	92
63	Southwest Minn. St.....	64
74	Concordia-St. Paul █.....	79
78	Winona St. █.....	77
57	Northern St.....	65
72	Minn. St. Moorhead.....	70
92	Minn.-Crookston █.....	88
87	Bemidji St. █.....	83
79	Winona St.....	85
76	Concordia-St. Paul.....	57
85	Southwest Minn. St. █.....	83
82	Wayne St. (Neb.) █.....	66
77	Minn. St. Moorhead █.....	60

62	Northern St. █.....	66
76	Bemidji St.....	86
84	Minn.-Crookston.....	74
68	Wayne St. (Neb.) █.....	65
81	Bemidji St. †.....	75
58	Northern St. †.....	63

Nickname: Bulldogs
 Colors: Maroon & Gold
 Arena: Romano Gymnasium
 Capacity: 2,759; Year Built: 1953
 AD: Robert Nielson
 SID: Brad Folkestad

MINN.-MORRIS

Morris, MN 56267II

Coach: Paul Grove,
 Gust. Adolphus 1989

2003-04 RESULTS (14-13)

72	Lake Superior St. █.....	81
79	Valley City St. █.....	71
81	Northern St.....	95
59	North Dakota.....	113
68	Minn.-Crookston █.....	67
108	Trinity Bible (N.D.).....	74
69	Valley City St.....	71
71	Southwest Minn. St. █.....	89
67	Minn. St. Moorhead.....	98
72	Bethel (Minn.) █.....	87
70	Minn.-Crookston.....	98
66	Minn. St.-Mankato █.....	95
67	St. Scholastica █.....	75
69	Northland █.....	50
104	Trinity (Ill.) █.....	60
82	Crown █.....	77
96	North Cent. (Minn.) █.....	84
63	Martin Luther.....	66
72	Northwestern (Minn.).....	64
71	Presentation █.....	69
71	Presentation.....	57
79	Northland.....	58
83	St. Scholastica.....	74
83	North Cent. (Minn.).....	88
70	Crown.....	69
67	Northwestern (Minn.) █.....	71
88	Martin Luther █.....	78

Nickname: Cougars
 Colors: Maroon & Gold
 Arena: Physical Education Center
 Capacity: 4,000; Year Built: 1971
 AD: Mark Fohl
 SID: Brian Curtis

MISERICORDIA

Dallas, PA 18612III

Coach: David Martin, Wilkes 1990

2003-04 RESULTS (10-16)

87	Baptist Bible (Pa.) █.....	76
82	Marywood █.....	77
53	King's (Pa.).....	82
69	DeSales █.....	78
70	Scranton.....	52
62	Lycoming.....	74
66	Cabrini █.....	56
73	Moravian.....	81
83	St. Mary's (Md.) †.....	63
54	Alvernia.....	73
69	Wesley.....	76
63	Villa Julie █.....	68
73	Arcadia █.....	29
51	Eastern.....	79
67	Marywood.....	70
74	Gwynedd-Mercy █.....	83
68	Neumann.....	80
64	Neumann █.....	77
63	Wesley █.....	42
56	Gwynedd-Mercy.....	71
51	Alvernia █.....	64
75	Cabrini.....	73
76	Arcadia.....	58

85	Marywood █.....	73
64	Eastern █.....	72
76	Neumann.....	85

Nickname: Cougars
 Colors: Royal Blue & Gold
 Arena: Anderson Sports-Health Center
 Capacity: 1,500; Year Built: 1992
 AD: Michael W. Mould
 SID: Scott Crispell

MISSISSIPPI

University, MS 38677I

Coach: Rod Barnes, Mississippi 1988

2003-04 RESULTS (13-15)

69	Arkansas St. █.....	74
72	Centenary (La.) █.....	60
52	Southeastern La. █.....	48
60	Florida St.....	66
62	Memphis █.....	73
69	Evansville.....	66
66	La.-Monroe █.....	64
64	Jacksonville St. █.....	56
79	Nicholls St.....	46
68	Alabama St. █.....	44
65	East Caro. █.....	49
54	Mississippi St. █.....	61
53	Auburn.....	80
78	Arkansas.....	86
53	LSU █.....	49
71	Alabama █.....	60
61	Kentucky.....	71
79	South Carolina █.....	68
51	Georgia.....	64
56	Mississippi St.....	80
72	Auburn █.....	68
66	Tennessee.....	83
66	Florida █.....	81
65	Vanderbilt █.....	77
69	Alabama.....	84
45	LSU.....	58
55	Arkansas █.....	45
50	Vanderbilt †.....	70

Nickname: Rebels
 Colors: Red & Blue
 Arena: C.M. "Tad" Smith Coliseum
 Capacity: 8,700; Year Built: 1966
 AD: Pete Boone
 SID: Lamar Chance

MISSISSIPPI COL.

Clinton, MS 39058III

Coach: Don Lofton,
 Mississippi Col. 1978

2003-04 RESULTS (19-8)

81	Wesley (Miss.) █.....	49
73	Loyola (La.) █.....	51
74	Fisk █.....	62
53	Texas Lutheran.....	71
79	Schreiner.....	72
67	Howard Payne █.....	74
81	Sul Ross St.....	78
80	Louisiana Col. █.....	61
88	Concordia-Austin.....	81
63	Mary Hardin-Baylor.....	70
84	McMurry █.....	77
57	Hardin-Simmons █.....	44
50	Louisiana Col.....	73
72	Texas-Dallas █.....	75
92	Texas-Tyler █.....	82
66	LeTourneau.....	49
74	East Tex. Baptist.....	76
62	Austin █.....	67
83	Ozarks (Ark.) █.....	70
63	Austin.....	61
80	Ozarks (Ark.).....	65
74	Texas-Dallas.....	66
79	Texas-Tyler.....	63
75	LeTourneau █.....	72

89	East Tex. Baptist █.....	65
66	Mary Hardin-Baylor †.....	64
69	Sul Ross St.....	72

Nickname: Choctaws
 Colors: Blue & Gold
 Arena: A.E. Wood Coliseum
 Capacity: 3,500; Year Built: 1979
 AD: Mike Jones
 SID: Chris Brooks

MISSISSIPPI ST.

Mississippi State, MS
 39762-5509I

Coach: Rick Stansbury,
 Campbellsville 1982

2003-04 RESULTS (26-4)

90	Tenn.-Martin █.....	74
71	South Ala. █.....	62
81	Western Ky.....	75
92	McNeese St. █.....	69
76	La.-Monroe █.....	52
86	UAB █.....	84
82	Xavier █.....	70
77	New Orleans †.....	59
66	Santa Clara.....	61
72	Tulane †.....	50
68	Ark.-Little Rock.....	58
61	Mississippi.....	54
80	Arkansas █.....	62
66	Kentucky █.....	67
64	LSU.....	54
79	Florida.....	68
71	Georgia █.....	58
82	Tennessee █.....	60
73	Auburn.....	68
80	Mississippi █.....	56
79	South Carolina.....	75
77	Arkansas.....	70
73	Alabama █.....	77
84	LSU █.....	58
72	Vanderbilt.....	69
105	Auburn.....	91
82	Alabama.....	81
70	Vanderbilt †.....	74
85	Monmouth †.....	52
74	Xavier †.....	89

Nickname: Bulldogs
 Colors: Maroon & White
 Arena: Humphrey Coliseum
 Capacity: 10,500; Year Built: 1975
 AD: Larry Templeton
 SID: David Rosinski

MISSISSIPPI VAL.

Itta Bena, MS 38941-1400I

Coach: Lafayette Stribling,
 Miss. Industrial 1957

2003-04 RESULTS (22-7)

46	Richmond.....	62
72	Mt. St. Mary's †.....	71
84	Jacksonville St. █.....	59
64	Delta St. █.....	61
79	Tenn.-Martin █.....	69
60	Delta St.....	65
85	Tex.-Pan American █.....	67
70	Tenn.-Martin.....	99
63	UTEP.....	84
49	Northwestern †.....	47
78	Ark.-Pine Bluff †.....	48
60	Alabama St.....	47
72	Alabama A&M.....	60
68	Alcorn St. █.....	42
75	Southern U. █.....	67
59	Texas Southern.....	61
94	Prairie View.....	63
50	Jackson St. █.....	41
69	Grambling █.....	83
72	Alabama St. █.....	58

61	Alabama A&M ■	52
79	Alcorn St.	52
73	Southern U.	70
69	Texas Southern ■	55
58	Prairie View ■	39
67	Jackson St.	54
72	Grambling	65
65	Ark.-Pine Bluff	42
66	Alcorn St. †	67

Nickname: Delta Devils
 Colors: Forest Green & White
 Arena: Harrison HPER Complex
 Capacity: 6,000; Year Built: 1970
 AD: Lonza C. Hardy
 SID: Marlon J. Reed

MISSOURI

Columbia, MO 65211-1050I

Coach: Quin Snyder, Duke 1989

2003-04 RESULTS (16-14)

90	Oakland	85
70	Coppin St. ■	61
63	Indiana	58
80	Gonzaga †	87
106	UNC Greensboro ■	98
70	Illinois †	71
59	Memphis	61
67	Belmont ■	71
76	Iowa	56
65	Iowa St.	70
82	Texas A&M ■	77
68	Syracuse ■	82
79	Oklahoma	75
69	Texas ■	75
72	Nebraska ■	51
70	Colorado	83
62	Kansas St. ■	53
56	Kansas	65
62	Nebraska	78
77	Colorado ■	65
94	UNLV ■	60
82	Iowa St. ■	70
70	Baylor	66
93	Oklahoma St. ■	92
79	Kansas St.	69
76	Texas Tech	87
82	Kansas ■	84
74	Texas A&M †	68
69	Kansas †	94
64	Michigan	65

Nickname: Tigers
 Colors: Old Gold & Black
 Arena: Hearnes Center
 Capacity: 13,611; Year Built: 1972
 AD: Michael F. Alden
 SID: Chad Maller

UMKC

Kansas City, MO 64110I

Coach: Rich Zvosec, Defiance 1983

2003-04 RESULTS (15-14)

67	Minnesota	78
80	Norfolk St. ■	56
75	Loyola (Ill.) ■	83
104	Tex.-Pan American ■	80
63	Southeast Mo. St.	80
72	Denver ■	68
67	Monmouth	82
77	Southwest Mo. St. ■	80
65	Youngstown St.	73
93	Kansas St. ■	52
71	Oral Roberts ■	91
84	Chicago St.	66
60	Valparaiso ■	59
62	Centenary (La.) ■	57
85	Western Ill. ■	50
77	Tex.-Pan American	69
83	IUPUI ■	91

67	Oakland	82
63	Southern Utah	73
77	Oral Roberts	71
88	Oakland ■	58
74	Western Ill.	52
60	Valparaiso	70
55	Centenary (La.)	63
65	Chicago St. ■	66
74	Southern Utah ■	62
73	IUPUI	68
86	Oral Roberts ■	73
78	Valparaiso ■	90

Nickname: Kangaroos
 Colors: Blue & Gold
 Arena: Municipal Auditorium
 Capacity: 9,827; Year Built: 1936
 AD: Robert W. Thomas
 SID: Pat Madden

MO.-ROLLA

Rolla, MO 65409-0740II

Coach: Dale Martin,
 Central Mo. St. 1976

2003-04 RESULTS (14-14)

84	Mo.-St. Louis ■	54
76	Robert Morris-Chicag ■	60
80	Central Okla. †	77
73	Lock Haven †	46
127	Calvary Bible ■	42
100	Central Bible (Mo.) ■	71
53	SIU Edwardsville ■	68
77	Mo.-St. Louis	72
86	Bellarmine	90
71	Emporia St.	72
60	Northwest Mo. St.	73
64	Truman ■	50
69	Washburn ■	76
85	Southwest Baptist	71
76	Mo. Western St.	92
86	Central Mo. St. ■	93
72	Pittsburg St. ■	59
77	Mo. Southern St.	85
61	Emporia St.	70
62	Mo. Southern St. ■	93
72	Pittsburg St.	92
65	Central Mo. St.	58
82	Mo. Western St. ■	54
68	Southwest Baptist ■	72
87	Washburn	99
82	Truman	63
82	Northwest Mo. St. ■	73
74	Washburn †	91

Nickname: Miners
 Colors: Silver & Gold
 Arena: Bullman Multi-Purpose
 Capacity: 4,550; Year Built: 1969
 AD: Mark Mullin
 SID: John Kean

MO.-ST. LOUIS

St. Louis, MO 63121-4499II

Coach: Chris Pilz, Mo.-St. Louis 1991

2003-04 RESULTS (9-18)

54	Mo.-Rolla	84
108	St. Louis Christian ■	35
62	St. Mary's (Tex.) ■	79
72	Lindenwood ■	70
85	Northern Ky.	88
85	Bellarmine	78
80	Southern Ind. ■	95
90	Harris-Stowe ■	57
72	Mo.-Rolla ■	77
64	SIU Edwardsville ■	75
62	Lewis ■	82
73	St. Joseph's (Ind.)	96
54	Indianapolis	78
85	Bellarmine ■	74
62	Ky. Wesleyan ■	75

88	Harris-Stowe	51
59	Quincy ■	75
51	Lewis	80
81	Wis.-Parkside	76
59	Indianapolis ■	52
82	Northern Ky. ■	62
72	Ky. Wesleyan	93
78	Southern Ind.	117
64	Quincy	80
63	SIU Edwardsville	83
71	Wis.-Parkside ■	78
87	St. Joseph's (Ind.) ■	98

Nickname: Rivermen
 Colors: Red & Gold
 Arena: Mark Twain Building
 Capacity: 4,736; Year Built: 1971
 AD: Patricia A. Dolan
 SID: Todd Addington

MO. SOUTHERN ST.

Joplin, MO 64801-1595II

Coach: Robert Corn,
 Mo. Southern St. 1978

2003-04 RESULTS (14-14)

70	Rockhurst ■	65
80	Bemidji St. †	97
88	UC-Colo. Spgs. †	47
81	Quincy ■	70
84	Paul Quinn †	68
79	St. Mary's (Tex.) †	72
69	Northeastern St.	78
104	Central Baptist ■	67
93	St. Gregory's ■	70
76	Truman	79
78	Mo. Western St. ■	63
75	Pittsburg St. ■	69
55	Northwest Mo. St.	72
98	Central Mo. St.	83
96	Southwest Baptist ■	66
88	Emporia St.	91
80	Washburn	89
85	Mo.-Rolla ■	77
64	Truman ■	67
93	Mo.-Rolla	62
60	Washburn ■	62
95	Emporia St. ■	91
85	Southwest Baptist	88
60	Central Mo. St. ■	82
81	Northwest Mo. St. ■	93
73	Pittsburg St.	80
72	Mo. Western St.	76
74	Northwest Mo. St. †	85

Nickname: Lions
 Colors: Green & Gold
 Arena: Leggett & Platt A.C.
 Capacity: 3,240; Year Built: 1999
 AD: Sallie Beard
 SID: J.R. Belew

MO. WESTERN ST.

St. Joseph, MO 64507II

Coach: Tom Smith, Valparaiso 1967

2003-04 RESULTS (14-15)

111	Central Bible (Mo.) ■	75
64	Park	60
87	Lincoln (Mo.) ■	78
63	Northeastern St. ■	48
65	Rockhurst	71
65	Lincoln (Mo.) †	69
87	Drury †	81
93	Central Okla. †	89
84	Cameron †	88
64	Washburn ■	67
63	Mo. Southern St.	78
65	Northwest Mo. St. ■	74
67	Central Mo. St. ■	71
67	Truman	61
92	Mo.-Rolla ■	76

54	Pittsburg St. ■	71
72	Southwest Baptist	73
73	Emporia St. ■	69
68	Washburn	76
53	Emporia St.	70
85	Southwest Baptist ■	57
72	Pittsburg St.	70
54	Mo.-Rolla	82
90	Truman ■	79
82	Central Mo. St.	90
67	Northwest Mo. St.	90
76	Mo. Southern St. ■	72
86	Emporia St. †	80
65	Northwest Mo. St. †	87

Nickname: Griffons
 Colors: Black & Gold
 Arena: MWSC Fieldhouse
 Capacity: 3,750; Year Built: 1981
 AD: Mark Linder
 SID: Brett King

MOLLOY

Rockville Centre, NY
 11570-5002II

Coach: Charles Marquardt,
 St. Joseph's (Me.) 1986

2003-04 RESULTS (11-17)

66	Philadelphia U.	71
66	Adelphi ■	67
86	St. Thomas Aquinas	97
78	Bridgeport ■	83
93	Dowling	88
61	New Haven	60
62	Mass.-Lowell †	89
71	Bowie St. †	79
56	Pace ■	94
77	Concordia (N.Y.) ■	67
77	NYIT ■	68
68	Queens (N.Y.)	61
68	Philadelphia U. ■	75
84	Southampton ■	81
48	NYIT	86
67	C.W. Post ■	80
54	Adelphi	74
84	Mercy	82
82	Mercy ■	73
83	New Haven ■	86
83	St. Thomas Aquinas ■	78
75	Bridgeport	82
81	Dowling ■	78
70	C.W. Post	76
83	Concordia (N.Y.)	79
67	Queens (N.Y.) ■	80
82	Southampton	106
61	Philadelphia U.	86

Nickname: Lions
 Colors: Maroon & White
 Arena: Quealy Gymnasium
 Capacity: 400; Year Built: 1955
 AD: Harold Herman
 SID: Dan Druz

MONMOUTH

West Long Branch, NJ 07764I

Coach: Dave Calloway, Monmouth 1991

2003-04 RESULTS (21-12)

69	Appalachian St. †	65
50	Boston College †	60
64	Hampton †	52
63	St. Peter's	76
89	Siena	76
87	Hofstra ■	79
82	UMKC ■	67
64	Rider ■	59
61	Seton Hall	88
74	Sacred Heart ■	61
52	Princeton	67
70	Wagner	66

75 Rutgers.....	78
72 St. Francis (N.Y.).....	69
74 St. Francis (Pa.) ■.....	64
75 Robert Morris ■.....	67
79 Long Island.....	85
63 Quinnipiac.....	75
78 Central Conn. St. ■.....	61
54 Central Conn. St.	73
89 Quinnipiac ■.....	78
60 Fairleigh Dickinson ■.....	58
57 Mt. St. Mary's ■.....	46
63 Sacred Heart.....	70
63 Long Island ■.....	55
68 Robert Morris.....	58
64 Fairleigh Dickinson.....	86
87 St. Francis (N.Y.) ■.....	82
62 Mt. St. Mary's.....	68
64 Mt. St. Mary's †.....	52
62 Robert Morris †.....	45
67 Central Conn. St. ■.....	55
52 Mississippi St. †.....	85

Nickname: Hawks
 Colors: Midnight Blue & White
 Arena: Boylan Gymnasium
 Capacity: 2,500; Year Built: 1965
 AD: Marilyn A. McNeil
 SID: Thomas Dick

MONMOUTH (ILL.)

Monmouth, IL 61462-1998III

Coach: Terry Glasgow, Parsons 1966

2003-04 RESULTS (9-14)

71 Central Mo. St.....	101
89 Aurora ■.....	85
89 Principia ■.....	61
87 Maryville (Mo.) ■.....	74
83 MacMurray ■.....	61
64 Illinois Col.....	74
67 Webster.....	75
54 Lake Forest.....	58
63 Knox.....	70
136 Grinnell ■.....	147
79 St. Norbert ■.....	84
83 Carroll (Wis.) ■.....	93
68 Lawrence.....	101
52 Beloit.....	84
86 Ripon ■.....	85
93 Lawrence ■.....	85
76 Grinnell.....	152
65 Carroll (Wis.).....	71
65 St. Norbert.....	73
80 Concordia (Ill.) ■.....	50
68 Illinois Col. ■.....	59
76 Lake Forest ■.....	82
103 Knox ■.....	84

Nickname: Fighting Scots
 Colors: Red & White
 Arena: Glennie Gymnasium
 Capacity: 1,600; Year Built: 1982
 AD: Terry L. Glasgow
 SID: Barry McNamara, Dan Nolan

MONTANA

Missoula, MT 59812-1291I

Coach: Pat Kennedy, King's (Pa.) 1975

2003-04 RESULTS (10-18)

83 Wis.-Milwaukee.....	95
85 Montana Tech ■.....	40
61 Southeast Mo. St. ■.....	50
75 St. Mary's (Cal.) ■.....	68
63 Cal St. Northridge.....	72
71 San Francisco ■.....	72
51 Auburn.....	73
50 Washington St. ■.....	64
64 Jackson St. ■.....	71
71 Southern Ill.....	82
67 UNLV.....	86
67 Gonzaga.....	88
79 Eastern Wash.....	68

78 Portland St.....	89
91 Idaho St. ■.....	76
61 Weber St. ■.....	74
61 Montana St.....	77
67 Northern Ariz.....	83
67 Sacramento St.....	76
57 Portland St.....	59
52 Eastern Wash. ■.....	71
58 Weber St.....	55
88 Idaho St.....	85
90 Great Falls ■.....	46
67 Montana St. ■.....	58
80 Sacramento St. ■.....	69
78 Northern Ariz. ■.....	80
73 Idaho St.....	74

Nickname: Grizzlies
 Colors: Copper, Silver & Gold
 Arena: Adams Center/Dahlberg Arena
 Capacity: 7,500; Year Built: 1953
 AD: TBA
 SID: Dave Guffey

MONTANA ST.

Bozeman, MT 59717-3380I

Coach: Mick Durham, Montana St. 1979

2003-04 RESULTS (14-13)

87 Quinnipiac †.....	75
57 Howard †.....	54
73 Florida.....	112
71 Idaho ■.....	65
53 Denver.....	55
56 Santa Clara ■.....	74
55 Wyoming †.....	63
79 Denver ■.....	81
86 Mary ■.....	52
81 Morgan St. ■.....	57
84 Western Caro. ■.....	69
83 Rocky Mountain ■.....	70
82 Colorado St. ■.....	75
61 Portland St.....	54
55 Eastern Wash.....	70
61 Weber St. ■.....	48
64 Idaho St. ■.....	75
77 Montana ■.....	61
71 Sacramento St.....	77
57 Northern Ariz.....	63
61 Eastern Wash. ■.....	64
64 Portland St.....	56
76 Idaho St.....	71
59 Weber St.....	76
58 Montana.....	67
67 Northern Ariz. ■.....	62
74 Sacramento St. ■.....	80

Nickname: Bobcats
 Colors: Blue & Gold
 Arena: Worthington Arena
 Capacity: 7,250; Year Built: 1956
 AD: Peter Fields
 SID: Bill Lamberty

MONT. ST.-BILLINGS

Billings, MT 59101-0298II

Coach: Craig Carse,
 Bethany (W.V.) 1978

2003-04 RESULTS (17-10)

98 Minot St. ■.....	95
108 Great Falls ■.....	63
85 Chadron St. ■.....	81
76 Humboldt St.....	104
88 Western Ore.....	94
93 St. Martin's ■.....	86
79 Humboldt St. ■.....	78
72 Western Ore. ■.....	70
92 Hawaii Pacific.....	107
89 Hawaii Pacific.....	86
90 BYU-Hawaii.....	91
124 Green Mountain ■.....	70
131 Green Mountain ■.....	49
94 Hawaii-Hilo ■.....	84

100 Hawaii-Hilo ■.....	79
107 Chaminade ■.....	84
87 Western N.M.....	89
77 Western N.M.....	87
132 Great Falls ■.....	54
77 BYU-Hawaii ■.....	73
82 BYU-Hawaii ■.....	93
104 Hawaii Pacific ■.....	83
75 Chaminade.....	107
78 Chaminade.....	82
79 Hawaii-Hilo.....	84
113 Western N.M. ■.....	79
85 Western N.M. ■.....	66

Nickname: Yellowjackets
 Colors: Cobalt Blue & Yellow
 Arena: Alterowitz Gymnasium
 Capacity: 3,500; Year Built: 1961
 AD: Gary R. Gray
 SID: Travis Elam

MONTCLAIR ST.

Upper Montclair, NJ 07043III

Coach: Ted Fiore, Seton Hall 1962

2003-04 RESULTS (13-10)

80 Lincoln (Pa.) ■.....	45
74 Buffalo St. ■.....	55
83 Ramapo ■.....	85
86 Keystone ■.....	47
72 Kean.....	76
88 Goucher †.....	78
71 Husson †.....	49
66 Centenary (N.J.).....	63
97 Mass.-Dartmouth.....	87
72 Buffalo St. †.....	78
84 York (Pa.).....	85
63 TCNJ.....	73
56 Rowan.....	62
57 Wm. Paterson ■.....	48
65 Richard Stockton ■.....	63
70 Rutgers-Camden ■.....	77
71 Rutgers-Newark.....	60
90 New Jersey City.....	80
86 Staten Island ■.....	79
81 Lehman ■.....	77
61 TCNJ ■.....	65
49 Wm. Paterson.....	69
78 New Jersey City ■.....	80

Nickname: Red Hawks
 Colors: Scarlet & White
 Arena: Panzer Gymnasium
 Capacity: 1,200; Year Built: 1954
 AD: Holly P. Gera
 SID: Mike Scala

MONTEVALLO

Montevallo, AL 35115-6001II

Coach: Danny Young,
 Grand Canyon 1990

2003-04 RESULTS (23-10)

77 Rollins ■.....	61
91 Columbus St. ■.....	83
107 Concordia (Ala.) ■.....	57
72 St. Paul's †.....	54
62 Tusculum †.....	66
66 Kennesaw St. ■.....	60
86 GC&SU †.....	78
69 St. Leo †.....	57
74 Harding †.....	81
92 Miles †.....	81
62 Louisiana Tech.....	65
90 Faulkner ■.....	50
83 West Ga. ■.....	85
77 Lincoln Memorial.....	73
68 Ala.-Huntsville ■.....	64
78 North Ala. ■.....	66
78 West Fla. ■.....	51
58 Valdosta St.....	60
68 West Ala.....	75
50 Fla. Gulf Coast ■.....	64

71 North Ala.....	70
73 Ala.-Huntsville.....	71
85 Lincoln Memorial ■.....	70
66 West Ga. ■.....	63
65 West Fla.....	70
62 Valdosta St. ■.....	66
79 West Ala. ■.....	63
67 Ouachita Baptist †.....	53
55 Valdosta St. †.....	52
77 West Ga. †.....	65
56 Valdosta St.....	49
78 Henderson St. †.....	57
63 Rollins †.....	75

Nickname: Falcons
 Colors: Purple & Gold
 Arena: Myrick Hall
 Capacity: 1,500; Year Built: 1964
 AD: Michael Cancilla
 SID: Alfred Kojima

MORAVIAN

Bethlehem, PA 18018-6650III

Coach: Jim Walker, Gettysburg 1965

2003-04 RESULTS (10-15)

77 Elms †.....	62
60 Roger Williams †.....	46
56 DeSales.....	78
80 Muhlenberg ■.....	77
60 Widener.....	77
70 Susquehanna ■.....	81
78 Drew.....	61
72 Kean.....	79
76 Delaware Valley ■.....	64
81 TCNJ ■.....	83
81 Misericordia ■.....	73
70 Grove City ■.....	38
58 Lebanon Valley.....	74
83 Scranton ■.....	72
75 Juniata ■.....	93
65 Albright.....	80
70 Messiah ■.....	75
63 Elizabethtown.....	77
74 Susquehanna.....	72
69 Widener ■.....	84
105 Juniata.....	93
70 Lebanon Valley ■.....	80
68 Messiah.....	75
72 Albright ■.....	80
77 Elizabethtown ■.....	85

Nickname: Greyhounds
 Colors: Blue & Grey
 Arena: Johnston Hall
 Capacity: 1,200; Year Built: 1952
 AD: Paul R. Moyer
 SID: Mark Fleming

MOREHEAD ST.

Morehead, KY 40351-1689I

Coach: Kyle Macy, Kentucky 1980

2003-04 RESULTS (16-13)

82 George Mason.....	95
71 Asbury ■.....	54
71 Marshall.....	85
65 Wright St. ■.....	60
85 Tex. A&M-Corp. Chris ■.....	84
75 IPFW.....	78
93 Ky. Christian ■.....	66
57 Indiana.....	77
69 Notre Dame.....	84
76 Xavier.....	93
96 Greenville.....	48
75 Murray St. ■.....	97
70 Tenn.-Martin ■.....	68
73 Tennessee Tech ■.....	58
60 Austin Peay ■.....	70
65 Samford.....	60
89 Jacksonville St.....	81
64 Tenn.-Martin.....	72
76 Murray St.....	90

74 Eastern Ky. ■	67
89 Tennessee St. ■	75
81 Jacksonville St. ■	73
65 Samford ■	52
59 Eastern Ill.	76
77 Southeast Mo. St.	80
80 Eastern Ky.	71
90 Tennessee Tech	86
82 Jacksonville St. ■	68
72 Murray St. †	94

Nickname: Eagles
 Colors: Blue & Gold
 Arena: Ellis T. Johnson Arena
 Capacity: 6,500; Year Built: 1981
 AD: Chip Smith
 SID: Randy Stacy

MOREHOUSE

Atlanta, GA 30314II

Coach: Grady Brewer, Morehouse 1980

2003-04 RESULTS (24-7)

87 Shaw	69
84 N.C. Central ■	72
83 GC&SU	56
104 Columbus St. †	108
95 Tuskegee ■	78
85 Fort Valley St. †	80
66 St. Augustine's †	64
87 Kentucky St.	85
69 Lane	74
72 Benedict ■	78
62 Paine ■	57
73 Miles	62
81 LeMoyne-Owen	53
83 Kentucky St. ■	59
75 Lane ■	80
80 Miles ■	50
60 Tuskegee	88
82 West Ga.	72
75 Clark Atlanta ■	68
74 Albany St. (Ga.)	68
74 Fort Valley St.	72
73 Benedict	61
79 Paine	69
82 Fort Valley St. ■	62
88 Albany St. (Ga.) ■	83
87 Clark Atlanta	76
104 LeMoyne-Owen ■	77
78 Clark Atlanta †	64
76 Miles †	66
86 Benedict †	89
51 Henderson St. †	71

Nickname: Tigers
 Colors: Maroon & White
 Arena: Olympic Arena
 Capacity: 6,000; Year Built: 1996
 AD: Andre' Pattillo
 SID: James Nix

MORGAN ST.

Baltimore, MD 21251I

Coach: Butch Beard, Louisville 1972

2003-04 RESULTS (11-16)

62 Seton Hall	89
76 Fairleigh Dickinson ■	75
66 Virginia Tech	76
66 Coppin St.	68
62 Old Dominion	77
63 Maine †	69
57 Montana St.	81
61 Southeastern La. †	75
67 Bethune-Cookman ■	66
106 Florida A&M ■	72
60 Delaware St.	68
62 South Carolina St. ■	57
76 N.C. A&T ■	72
72 Md.-East. Shore	85

65 Norfolk St.	68
64 Hampton ■	63
79 Bethune-Cookman	64
67 Florida A&M	83
62 Howard ■	63
64 Delaware St. ■	60
77 South Carolina St.	86
80 N.C. A&T	91
93 Md.-East. Shore ■	89
60 Coppin St. ■	68
60 Howard †	59
65 Coppin St. †	68

Nickname: Bears
 Colors: Blue & Orange
 Arena: Hill Field House
 Capacity: 6,500; Year Built: 1975
 AD: David Y. Thomas
 SID: Joseph McIver

MOUNT IDA

Newton Centre, MA
 02459-3323IIII

Coach: Rico Cabral, Mass.-Boston 1976

2003-04 RESULTS (11-15)

52 Plymouth St. †	101
55 Colby-Sawyer †	73
95 Wentworth Inst.	80
91 Eastern Nazarene	78
74 WPI ■	70
73 Bridgewater St. ■	68
67 Becker	72
100 Thomas ■	92
80 Me.-Farmington ■	67
68 Lasell ■	84
78 Johnson St. ■	67
66 Castleton St. ■	72
68 Castleton St.	75
73 Elms ■	84
70 Maine Maritime	75
92 Husson	93
86 Becker ■	67
78 Elms	87
74 Lasell	110
58 Me.-Farmington	71
82 Thomas	80
74 Emmanuel (Mass.) ■	59
79 Maine Maritime ■	91
59 Husson ■	82
122 Johnson St.	101
68 Husson	80

Nickname: Mustangs
 Colors: Green & White
 Arena: Mount Ida College Athletic Center
 Capacity: 500; Year Built: 1999
 AD: Jacqueline Palmer
 SID: Peter Centola

MOUNT OLIVE

Mount Olive, NC 28365II

Coach: Bill Clingan, Northeastern St.

2003-04 RESULTS (23-8)

92 N.C. Central	106
87 Longwood ■	82
84 Tampa ■	77
107 UNC Pembroke ■	63
72 Pfeiffer	97
81 Shaw ■	66
71 Augusta St. †	50
85 S.C.-Aiken	71
81 Limestone ■	71
85 Queens (N.C.) ■	81
84 Barton	74
68 Erskine ■	60
73 Belmont Abbey ■	56
98 Lees-McRae	71
89 St. Andrews ■	67
65 Anderson (S.C.) ■	62
68 Barton ■	76

70 Coker	46
63 Erskine	53
108 Pfeiffer ■	105
87 Belmont Abbey	100
86 Limestone	98
77 Queens (N.C.)	84
100 Lees-McRae ■	70
94 St. Andrews	84
92 Anderson (S.C.)	72
79 Coker ■	50
77 Erskine ■	64
71 Queens (N.C.) †	65
95 Pfeiffer †	106
80 Alderson-Broaddus †	85

Nickname: Trojans
 Colors: Green & White
 Arena: College Hall
 Capacity: 1,500; Year Built: 1984
 AD: Allen M. Cassell
 SID: David Shulimson

MT. ST. JOSEPH

Cincinnati, OH 45233-1670III

Coach: Larry Cox, Hanover 1981

2003-04 RESULTS (10-16)

78 Thiel ■	68
73 John Carroll ■	78
86 Denison	69
81 Cincinnati Bible ■	46
67 Thomas More ■	64
85 Bethany (W.V.) ■	61
80 Earlham	69
65 Concordia (Cal.) †	91
76 Whitworth †	89
67 Northern Ky.	82
66 Capital	71
86 Anderson (Ind.)	88
64 Manchester	60
78 Transylvania ■	82
58 Defiance ■	71
67 Bluffton	75
75 Franklin	81
44 Hanover ■	56
63 Manchester ■	64
66 Transylvania	85
79 Defiance	66
48 Bluffton ■	42
61 Franklin ■	63
44 Hanover	65
61 Anderson (Ind.) ■	58
53 Defiance	54

Nickname: Lions
 Colors: Blue & Gold
 Arena: Harrington Center
 Capacity: 2,000; Year Built: 1998
 AD: Steven F. Radcliffe
 SID: Dane Neumeister

MT. ST. MARY (N.Y.)

Newburgh, NY 12550IIII

Coach: Duane Davis, Empire St. 1969

2003-04 RESULTS (19-10)

79 Middlebury †	81
74 St. Joseph's (Me.) †	64
63 York (N.Y.) ■	60
100 City Tech ■	59
83 Yeshiva	61
72 Embury-Riddle	88
72 Union (N.Y.) †	80
83 Stevens Institute	72
103 Centenary (N.J.)	68
56 Manhattanville ■	81
93 Mt. St. Vincent	72
50 Wm. Paterson ■	58
67 Yeshiva	51
82 Polytechnic (N.Y.) ■	61
84 Stevens Institute ■	75
88 Maritime (N.Y.)	63

63 Farmingdale ■	65
71 Oneonta St. ■	69
83 Mt. St. Vincent ■	76
93 St. Joseph's (L.I.) ■	90
77 Manhattanville	70
89 Centenary (N.J.) ■	71
72 Old Westbury ■	64
84 CCNY	88
87 Merchant Marine	88
88 St. Joseph's (L.I.) ■	79
71 Manhattanville ■	64
66 Old Westbury	68
79 Richard Stockton ■	81

Nickname: Blue Knights
 Colors: Royal Blue & Gold
 Arena: Kaplan Recreation Center
 Capacity: 1,500; Year Built: 1992
 AD: John J. Wright
 SID: Dan Twomey

MT. ST. MARY'S

Emmitsburg, MD 21727-7799I

Coach: Milan Brown, Howard 1993

2003-04 RESULTS (10-19)

68 New Hampshire	94
71 Mississippi Val. †	72
72 Delaware ■	75
71 Virginia	80
64 Notre Dame	78
64 High Point ■	72
75 Loyola (Md.) ■	71
55 La Salle	74
66 St. Francis (N.Y.)	75
54 Navy	53
56 Maryland	89
83 Quinnipiac	72
68 Central Conn. St.	80
85 Sacred Heart ■	76
73 Wagner ■	74
58 St. Francis (Pa.)	71
65 Robert Morris	77
56 Fairleigh Dickinson ■	62
82 Central Conn. St. ■	90
77 Long Island ■	73
78 St. Francis (N.Y.) ■	64
46 Monmouth	57
65 Fairleigh Dickinson	73
69 Robert Morris	53
75 St. Francis (Pa.) ■	76
85 Sacred Heart	75
57 Wagner	38
68 Monmouth ■	62
52 Monmouth †	64

Nickname: Mountaineers
 Colors: Blue & White
 Arena: Knott Arena
 Capacity: 3,121; Year Built: 1987
 AD: Harold P. Menninger
 SID: Mark Vandergrift

MT. ST. VINCENT

Riverdale, NY 10471-1093IIII

Coach: Dave Genovese,
 Mt. St. Vincent 1993

2003-04 RESULTS (11-15)

81 City Tech ■	102
97 Pratt ■	61
67 Merchant Marine ■	64
60 Old Westbury	75
84 Manhattanville ■	99
89 Yeshiva	63
98 Centenary (N.J.)	89
89 Baruch ■	91
84 St. Joseph's (L.I.)	87
66 CCNY ■	81
70 New York U.	102
72 Mt. St. Mary (N.Y.) ■	93
82 Stevens Institute	70

60 Farmingdale.....	92
91 Pratt.....	49
77 York (N.Y.).....	90
72 Maritime (N.Y.) ■.....	64
76 Mt. St. Mary (N.Y.).....	83
86 St. Joseph's (Brkln) ■.....	77
68 Stevens Institute ■.....	69
99 Centenary (N.J.) ■.....	75
74 Polytechnic (N.Y.).....	75
74 Manhattanville.....	86
93 Yeshiva ■.....	90
83 Maritime (N.Y.) ■.....	80
67 Manhattanville.....	86

Nickname: Dolphins
 Colors: Blue, White & Gold
 Arena: Cardinal Hayes Gymnasium
 Capacity: 450; Year Built: 1910
 AD: Chuck Mancuso

MOUNT UNION

Alliance, OH 44601III

Coach: Lee Hood, Ohio Northern 1982

2003-04 RESULTS (18-10)

81 Case Reserve ■.....	66
80 Madonna ■.....	59
76 Ohio Wesleyan †.....	77
56 Wooster ■.....	71
82 Lake Erie.....	61
58 Muskingum.....	45
84 Otterbein ■.....	73
66 Baldwin-Wallace ■.....	71
79 Heidelberg.....	61
81 Messiah †.....	74
74 Grove City.....	48
77 Capital ■.....	81
103 Wilmington (Ohio) ■.....	64
73 Marietta.....	64
66 Ohio Northern.....	69
72 John Carroll ■.....	59
85 Otterbein.....	82
82 Baldwin-Wallace.....	85
58 Ohio Northern ■.....	76
80 John Carroll.....	84
81 Heidelberg ■.....	53
64 Capital.....	73
81 Wilmington (Ohio).....	58
85 Marietta ■.....	73
60 Muskingum ■.....	54
80 Baldwin-Wallace.....	74
82 Otterbein †.....	73
74 John Carroll.....	76

Nickname: Purple Raiders
 Colors: Purple & White
 Arena: Timken PE Building
 Capacity: 2,200; Year Built: 1970
 AD: Larry Kehres
 SID: Michael De Matteis

MUHLENBERG

Allentown, PA 18104-5586III

Coach: Dave Madeira, Concord 1969

2003-04 RESULTS (8-17)

64 Roger Williams ■.....	66
115 Elms ■.....	68
56 Arcadia ■.....	48
77 Moravian.....	80
67 Haverford ■.....	61
43 Muskingum.....	71
54 Taylor (Ind.) †.....	63
91 Washington (Md.).....	89
49 Dickinson.....	61
52 Gettysburg.....	69
77 Frank. & Marsh. ■.....	82
65 Johns Hopkins ■.....	69
91 McDaniel ■.....	75
55 Swarthmore.....	62
95 Washington (Md.) ■.....	77
77 Ursinus ■.....	85
51 Johns Hopkins.....	74

68 DeSales ■.....	72
46 Haverford.....	79
50 Gettysburg ■.....	70
65 Swarthmore ■.....	68
52 Frank. & Marsh.....	75
80 Dickinson ■.....	72
91 McDaniel.....	69
68 Ursinus.....	85

Nickname: Mules
 Colors: Cardinal & Grey
 Arena: Memorial Hall
 Capacity: 3,529; Year Built: 1954
 AD: Samuel T. Beidleman
 SID: Mike Falk

MURRAY ST.

Murray, KY 42071-3318I

Coach: Mick Cronin, Cincinnati 1997

2003-04 RESULTS (28-6)

92 Wagner ■.....	68
94 West Fla. ■.....	68
81 SIU Edwardsville ■.....	56
94 Southern Miss. ■.....	54
73 TCU.....	67
100 Western Ky.....	95
100 Chicago St. ■.....	80
68 Southern Ill. ■.....	64
49 Pittsburgh.....	70
78 Georgetown (Ky.) †.....	64
65 Delaware St.....	56
69 Louisville.....	91
97 Morehead St.....	75
82 Eastern Ky.....	71
58 Samford ■.....	61
89 Jacksonville St. ■.....	84
94 Tenn.-Martin ■.....	70
84 Tennessee St.....	78
68 Tex. A&M-Corp. Chris.....	80
94 Eastern Ky. ■.....	70
90 Morehead St. ■.....	76
85 Eastern Ill.....	67
80 Southeast Mo. St.....	74
90 Tennessee Tech.....	78
56 Austin Peay.....	63
77 Tenn.-Martin.....	44
88 Tennessee St. ■.....	72
73 Tex. A&M-Corp. Chris ■.....	53
76 Southeast Mo. St. ■.....	63
81 Eastern Ill. ■.....	51
92 Tennessee Tech ■.....	75
94 Morehead St. †.....	72
66 Austin Peay †.....	60
53 Illinois †.....	72

Nickname: Racers
 Colors: Navy & Gold
 Arena: Regional Special Events Center
 Capacity: 8,600; Year Built: 1998
 AD: E. W. Dennison
 SID: Steve Parker

MUSKINGUM

New Concord, OH 43762.....III

Coach: Jim Burson, Muskingum 1963

2003-04 RESULTS (12-15)

72 Geneseo St. †.....	55
57 Gettysburg.....	59
47 Ohio Northern ■.....	37
73 Frostburg St.....	37
45 Mount Union ■.....	58
59 John Carroll.....	78
68 Heidelberg.....	61
71 Muhlenberg ■.....	43
57 Taylor (Ind.) ■.....	62
61 Grove City.....	57
63 Messiah †.....	65
67 Wilmington (Ohio) ■.....	63
58 Otterbein.....	60
52 Capital ■.....	65
64 Baldwin-Wallace ■.....	69

69 Marietta.....	64
80 Heidelberg ■.....	67
64 John Carroll ■.....	75
39 Baldwin-Wallace.....	50
67 Marietta ■.....	73
61 Ohio Northern.....	76
55 Wilmington (Ohio).....	43
59 Otterbein ■.....	60
66 Capital.....	62
54 Mount Union.....	60
65 Wilmington (Ohio) ■.....	60
60 Otterbein.....	73

Nickname: Fighting Muskies
 Colors: Black & Magenta
 Arena: Muskingum Recreation Center
 Capacity: 3,000; Year Built: 1986
 AD: Larry Shank
 SID: Tom Caudill

MCDANIEL

Westminster, MD 21157-4390 ..III

Coach: Jay Dull, Iowa 1980

2003-04 RESULTS (6-19)

83 Hood ■.....	67
83 East. Mennonite ■.....	85
56 Gallaudet.....	65
63 TCNJ †.....	67
60 Dickinson ■.....	49
53 Gettysburg.....	61
78 Mt. Aloysius.....	69
69 Villa Julie ■.....	58
54 St. Mary's (Md.) ■.....	57
67 Frank. & Marsh. ■.....	80
60 Haverford.....	76
66 Swarthmore ■.....	82
51 Ursinus.....	68
75 Muhlenberg.....	91
83 Johns Hopkins ■.....	75
42 Gettysburg ■.....	60
72 Washington (Md.).....	86
85 Ursinus ■.....	84
69 Dickinson.....	72
63 Haverford ■.....	79
46 Johns Hopkins.....	54
61 Swarthmore.....	66
49 Frank. & Marsh.....	86
69 Muhlenberg ■.....	91
89 Washington (Md.) ■.....	97

Nickname: Green Terror
 Colors: Green & Gold
 Arena: Gill P.E. Learning Center
 Capacity: 4,000; Year Built: 1984
 AD: James M. Smith
 SID: Steve Peed

NAVY

Annapolis, MD 21402-5000I

Coach: Don DeVoe, Ohio St. 1964

2003-04 RESULTS (5-23)

40 South Carolina.....	73
71 Belmont ■.....	88
46 Air Force ■.....	86
60 James Madison.....	65
52 UCF.....	80
61 Gettysburg ■.....	60
95 Washington (Md.) ■.....	66
52 Ohio ■.....	63
55 Rice.....	81
53 Mt. St. Mary's ■.....	54
54 Southern Methodist ■.....	68
58 Loyola (Md.) ■.....	94
52 Eastern Mich.....	99
61 Lehigh.....	80
58 American ■.....	80
46 Bucknell.....	87
54 Holy Cross.....	88
84 Colgate.....	91
50 Army ■.....	52
50 Lafayette ■.....	65

38 Lehigh ■.....	66
49 American.....	71
52 Bucknell ■.....	54
59 Colgate.....	60
47 Holy Cross ■.....	76
75 Lafayette.....	71
43 Army.....	37
60 Lehigh †.....	62

Nickname: Midshipmen
 Colors: Navy Blue & Gold
 Arena: Alumni Hall
 Capacity: 5,710; Year Built: 1991
 AD: Chester S. Gladchuk
 SID: Scott Strasemeier

NAZARETH

Rochester, NY 14618-3790III

Coach: Mike Daley,
 St. Bonaventure 1966

2003-04 RESULTS (13-12)

92 Centenary (N.J.) †.....	60
72 Drew.....	68
46 Rochester ■.....	69
82 Oswego St.....	85
85 Hilbert ■.....	63
83 Medaille ■.....	66
86 Keuka ■.....	90
57 Ithaca ■.....	70
76 Elmira ■.....	60
45 Rochester †.....	69
79 Rochester Inst. †.....	84
85 Keuka ■.....	63
61 St. John Fisher ■.....	71
84 Alfred ■.....	63
71 Rochester Inst.....	73
60 Hartwick.....	48
75 Utica.....	79
70 Elmira.....	56
60 Ithaca.....	76
78 Utica ■.....	58
86 Hartwick ■.....	42
74 Rochester Inst. ■.....	77
81 Alfred.....	72
70 St. John Fisher.....	75
81 Keuka.....	75

Nickname: Golden Flyers
 Colors: Purple & Gold
 Arena: Robert A. Kidera Gym
 Capacity: 1,200; Year Built: 1976
 AD: Peter Bothner
 SID: Joe Seil

NEBRASKA

Lincoln, NE 68508I

Coach: Barry Collier, Butler 1976

2003-04 RESULTS (18-13)

80 Fairleigh Dickinson ■.....	64
67 Eastern Mich. ■.....	59
66 Arizona St. ■.....	60
75 South Fla. ■.....	52
68 Delaware St. ■.....	39
54 Creighton.....	61
77 Tennessee.....	62
70 Bethune-Cookman ■.....	26
75 Lipscomb ■.....	52
77 Minnesota.....	60
93 St. Francis (Pa.) ■.....	49
74 Iowa St.....	89
60 Colorado ■.....	68
61 Texas.....	63
76 Baylor ■.....	47
51 Missouri.....	72
50 Oklahoma ■.....	52
61 Kansas St.....	78
78 Missouri ■.....	62
83 Texas A&M.....	77
74 Kansas ■.....	55
58 Kansas St. ■.....	63
83 Oklahoma St.....	87

72 Texas Tech ■	44
68 Iowa St. ■	65
67 Kansas.....	78
75 Colorado.....	78
59 Oklahoma †.....	63
71 Creighton.....	70
78 Niagara ■	70
83 Hawaii.....	84

Nickname: Cornhuskers, Huskers
 Colors: Scarlet & Cream
 Arena: Bob Devaney Sports Center
 Capacity: 13,500; Year Built: 1976
 AD: Steven C. Pederson
 SID: Jerry Trickie

NEB. WESLEYAN

Lincoln, NE 68504-2796III

Coach: Todd Raridon, Hastings 1980

2003-04 RESULTS (13-12)

78 Dana.....	90
86 Johnson & Wales (CO) ■	45
79 Dallas ■	74
77 Doane ■	62
72 Briar Cliff ■	68
66 Morningside.....	86
79 Dordt ■	69
65 Le Moyne †.....	81
118 Cazenovia †.....	73
88 Midland Lutheran.....	79
52 Concordia (Neb.).....	66
54 Colorado Col.....	57
90 Hastings ■	72
73 Mt. Marty.....	85
80 Midland Lutheran ■	70
72 Northwestern (Iowa).....	81
71 Doane.....	59
80 Sioux Falls ■	68
82 Morningside ■	90
73 Dakota Wesleyan.....	80
67 Dana ■	76
67 Concordia (Neb.) ■	80
71 Hastings.....	72
113 Johnson & Wales (CO) ■	83
67 Colorado Col. ■	62

Nickname: Prairie Wolves
 Colors: Gold, Brown & Black
 Arena: Snyder Arena
 Capacity: 2,350; Year Built: 1995
 AD: Ira Zeff
 SID: Karl Skinner

NEB.-KEARNEY

Kearney, NE 68849II

Coach: Tom Kropp, Neb.-Kearney 1976

2003-04 RESULTS (28-5)

108 Peru St. ■	95
99 Concordia-St. Paul †.....	82
78 Bellevue †.....	68
90 Wayne St. (Neb.).....	86
80 Neb.-Omaha.....	72
70 Mesa St.....	56
97 Doane ■	74
101 Hastings.....	70
87 Colorado St.-Pueblo ■	78
116 N.M. Highlands ■	87
88 Adams St.....	73
73 Fort Lewis.....	83
100 UC-Colo. Spgs. ■	50
111 Western St. ■	63
99 Morningside ■	77
73 Metro St. ■	88
105 Chadron St. ■	60
101 Colo. Christian.....	93
95 Colorado Mines.....	71
83 Fort Hays St.....	72
87 Regis (Colo.).....	79
96 Colo. Christian ■	84
98 Colorado Mines ■	80

86 Fort Hays St. ■	57
75 Regis (Colo.) ■	70
87 Chadron St.....	68
79 Metro St.....	104
98 Colorado St.-Pueblo ■	78
91 Mesa St. †.....	88
78 Metro St. †.....	99
104 Bemidji St. †.....	90
96 South Dakota †.....	80
68 Metro St.....	79

Nickname: Antelopes, Lopers
 Colors: Royal Blue & Light Old Gold
 Arena: Health & Sports Center
 Capacity: 6,000; Year Built: 1990
 AD: Jon McBride
 SID: Peter Yazvac

NEB.-OMAHA

Omaha, NE 68182II

Coach: Kevin McKenna, Creighton 1993

2003-04 RESULTS (22-8)

71 Winona St.....	66
80 Mesa St. †.....	67
95 Colorado Mines.....	80
65 Bellevue ■	64
74 Concordia-St. Paul ■	73
80 St. Mary (Kan.) ■	48
72 Neb.-Kearney ■	80
86 York (Neb.) ■	46
74 Wayne St. (Neb.).....	80
76 Rollins †.....	88
89 Central Wash. †.....	83
75 Morningside ■	73
74 Augustana (S.D.).....	67
107 South Dakota St.....	104
63 North Dakota St.....	73
74 North Dakota.....	72
88 Midland Lutheran ■	69
78 St. Cloud St. ■	69
93 Minn. St.-Mankato ■	102
74 South Dakota.....	67
84 South Dakota ■	86
74 Minn. St.-Mankato.....	86
77 St. Cloud St.....	67
81 North Dakota ■	69
75 North Dakota St. ■	64
74 South Dakota St. ■	63
89 Augustana (S.D.).....	68
81 North Dakota St. ■	74
82 South Dakota ■	70
71 South Dakota †.....	82

Nickname: Mavericks
 Colors: Black & Crimson
 Arena: UNO Fieldhouse
 Capacity: 3,500; Year Built: 1950
 AD: Robert Danenhauer
 SID: Gary Anderson

NEUMANN

Aston, PA 19014-1298III

Coach: Brian Nugent, Temple 1993

2003-04 RESULTS (15-12)

60 Hampden-Sydney.....	93
60 Marymount (Va.) †.....	66
82 York (Pa.).....	80
62 Adrian †.....	68
62 Gwynedd-Mercy.....	60
81 Marymount (Va.).....	80
74 Chris. Newport.....	87
83 Villa Julie.....	86
73 Wesley ■	62
86 Marywood.....	79
67 Alvernia ■	73
86 Cabrini.....	57
69 Gwynedd-Mercy ■	76
72 Arcadia ■	54
61 TCNJ.....	64
65 Richard Stockton ■	67

54 Eastern ■	62
80 Misericordia ■	68
77 Misericordia.....	64
68 Alvernia.....	75
59 Wesley.....	57
64 Cabrini ■	58
92 Marywood ■	87
81 Eastern.....	73
65 Arcadia.....	58
85 Misericordia ■	76
69 Alvernia.....	71

Nickname: Knights
 Colors: Blue, Gold & White
 Arena: Bruder Gym
 Capacity: 350; Year Built: 1985
 AD: Chuck Sack
 SID: Leigh Matejkoic

NEVADA

Reno, NV 89557I

Coach: Trent Johnson, Boise St. 1983

2003-04 RESULTS (25-9)

69 Vermont ■	49
79 Connecticut.....	93
74 UNLV.....	62
70 Portland.....	86
76 Pacific.....	82
74 Weber St. ■	62
70 Alabama St. ■	43
75 Kansas ■	61
84 UC Davis ■	62
74 San Jose St.....	45
53 Hawaii.....	60
71 Louisiana Tech ■	67
84 Southern Methodist ■	74
76 UTEP.....	79
75 Boise St.....	79
80 Tulsa ■	71
101 Rice ■	76
84 Fresno St. ■	65
89 Tulsa.....	67
70 Southern Methodist.....	71
79 Louisiana Tech.....	64
92 Boise St. ■	78
92 UTEP ■	63
75 Rice.....	87
60 Toledo ■	58
64 Fresno St.....	55
77 Hawaii ■	64
74 San Jose St. ■	45
75 Southern Methodist †.....	60
67 Rice †.....	59
66 UTEP †.....	60
72 Michigan St. †.....	66
91 Gonzaga †.....	72
67 Georgia Tech †.....	72

Nickname: Wolf Pack
 Colors: Silver & Blue
 Arena: Lawlor Events Center
 Capacity: 11,200; Year Built: 1983
 AD: Cary Groth
 SID: Jason D. Houston

UNLV

Las Vegas, NV 89154I

Coach: Jay Spoonhour,
 Pittsburg St. 1994

2003-04 RESULTS (18-13)

65 Delaware St. ■	59
62 Nevada ■	74
75 Western Ill. ■	55
59 California ■	57
92 Southern California.....	83
78 Loyola Marymount.....	61
71 Stanford.....	86
73 Northern Ariz. ■	74
82 Auburn ■	69
73 Bradley.....	55

86 Montana ■	67
78 Occidental ■	63
67 Utah ■	72
78 San Diego St.....	83
76 Wyoming.....	62
83 Colorado St.....	89
89 New Mexico ■	80
63 Air Force ■	50
61 Brigham Young.....	64
56 Utah.....	70
60 Missouri.....	94
68 San Diego St. ■	65
94 Colorado St. ■	79
95 Wyoming ■	80
70 Air Force.....	72
78 New Mexico.....	75
88 Brigham Young ■	89
55 New Mexico †.....	53
80 Colorado St. †.....	73
70 Utah †.....	73
69 Boise St.....	84

Nickname: Rebels
 Colors: Scarlet & Gray
 Arena: Thomas & Mack Center
 Capacity: 18,500; Year Built: 1983
 AD: Mike Hamrick
 SID: Andy Grossman

NEW ENGLAND

Biddeford, ME 04005III

Coach: Dave Labbe, Southern Me. 1993

2003-04 RESULTS (8-19)

68 Rivier.....	93
72 Lyndon St. †.....	83
58 Bowdoin.....	95
50 Maine.....	99
66 Me.-Fort Kent †.....	72
87 Me.-Farmington.....	79
75 Daniel Webster.....	63
58 Salve Regina.....	77
69 Southern Me. ■	87
69 Nichols ■	83
66 New England Col. ■	56
84 Wentworth Inst.....	105
52 Colby-Sawyer.....	70
63 St. Joseph's (Me.).....	73
56 Roger Williams.....	67
81 Anna Maria ■	70
67 Gordon ■	63
60 Endicott.....	73
81 Wentworth Inst. ■	79
82 Curry.....	64
60 Colby-Sawyer.....	93
71 Eastern Nazarene ■	49
77 New England Col.....	90
52 Gordon.....	58
72 Endicott ■	87
75 Curry.....	74
60 Colby-Sawyer.....	88

Nickname: Nor'easters
 Colors: Royal & Grey
 Arena: Campus Center
 Capacity: 1,500; Year Built: 1989
 AD: Karol L'heureux
 SID: Curt Smyth

NEW ENGLAND COL.

Henniker, NH 03242-3293III

Coach: Charles Mason,
 Concordia-M'head 1991

2003-04 RESULTS (4-21)

42 New York U.....	105
70 Alfred †.....	74
74 Rivier.....	79
53 Plymouth St. †.....	103
89 Hampshire.....	27
107 Newbury.....	112
90 Daniel Webster ■	96

86 Johnson St. ■	87
93 Salve Regina ■	97
56 New England	66
70 Eastern Nazarene	92
68 Wentworth Inst.	82
79 Green Mountain	76
61 Curry	88
70 Colby-Sawyer ■	90
72 Nichols ■	76
53 Roger Williams	89
62 Gordon	80
68 Endicott ■	84
68 Wentworth Inst. ■	76
76 Anna Maria ■	74
64 Endicott	74
90 New England ■	77
65 Colby-Sawyer	84
71 Gordon ■	77

Nickname: Pilgrims
 Colors: Scarlet & Royal Blue
 Arena: Bridges Gym
 Capacity: 400; Year Built: 1965
 AD: Lori Runksmeier
 SID: Renee Hellert

NEW HAMPSHIRE

Durham, NH 03824I

Coach: Phil Rowe, Plymouth St. 1974

2003-04 RESULTS (10-20)

94 Mt. St. Mary's ■	68
49 Richmond	63
49 Virginia Tech	79
81 Harvard	75
66 Colgate ■	70
67 Cornell ■	83
56 Dartmouth	45
53 Rhode Island	82
38 Pittsburgh	52
61 Army	47
51 Boston U.	56
72 Northeastern ■	75
52 Albany (N.Y.) ■	57
60 Stony Brook	62
58 Maine ■	70
57 Binghamton	55
56 UMBC ■	60
68 Vermont	82
55 Hartford ■	85
69 Northeastern	76
50 Boston U. ■	70
60 Albany (N.Y.)	54
58 Maine	60
53 Binghamton ■	59
62 UMBC	60
78 Vermont ■	57
71 Hartford	80
74 Stony Brook ■	72
43 Albany (N.Y.) †	38
50 Vermont †	58

Nickname: Wildcats
 Colors: Blue & White
 Arena: Lundholm Gymnasium
 Capacity: 3,500; Year Built: 1961
 AD: Marty Scarano
 SID: Scott Stapin

NEW HAVEN

West Haven, CT 06516-1999....II

Coach: Jay Young, Marist 1986

2003-04 RESULTS (21-9)

68 Southern Conn. St.	42
69 Queens (N.Y.)	76
66 NYIT	69
78 C.W. Post ■	74
67 Adelphi	48
72 Mercy	64
60 Molly ■	61
70 American Int'l	59
75 Dowling	70

76 Philadelphia U.	86
66 St. Thomas Aquinas ■	55
57 Bridgeport	40
71 Dowling ■	63
82 Bridgeport ■	87
78 Concordia (N.Y.)	76
87 Bentley ■	75
101 Southampton ■	65
94 NYIT ■	91
73 Southampton	64
86 Molloy	83
77 C.W. Post	82
80 Adelphi ■	67
82 Mercy	59
84 Concordia (N.Y.) ■	75
85 Queens (N.Y.) ■	60
73 Philadelphia U. ■	59
64 St. Thomas Aquinas	67
68 Bridgeport	63
61 Philadelphia U. †	64
67 Southern N.H. †	74

Nickname: Chargers
 Colors: Blue & Gold
 Arena: Charger Gymnasium
 Capacity: 2,500; Year Built: 1971
 AD: Deborah Chin
 SID: Jason Sullivan

NEW JERSEY CITY

Jersey City, NJ 07305-1597III

Coach: Charles Brown,
 New Jersey City 1965

2003-04 RESULTS (22-7)

75 King's (Pa.) †	81
77 Penn St.-Altoona †	75
92 Ramapo	79
97 Rutgers-Camden	73
96 Hunter ■	81
85 Rowan ■	65
73 St. Joseph's (L.I.)	62
77 Medgar Evers ■	52
71 Newport News †	84
80 Arcadia †	70
86 Keene St. †	72
65 Williams	76
70 Stevens Institute	51
88 Farmingdale ■	58
78 Richard Stockton	63
76 Lincoln (Pa.)	75
73 TCNJ ■	68
63 Rutgers-Newark ■	64
85 Kean	74
69 Wm. Paterson	58
80 Montclair St. ■	90
104 Rutgers-Camden ■	55
79 TCNJ	88
62 Wm. Paterson ■	58
80 Montclair St.	78
85 Wm. Paterson ■	72
88 Rowan ■	75
74 Lycoming ■	67
74 Amherst †	92

Nickname: Gothic Knights
 Colors: Green & Gold
 Arena: Athletic & Fitness Center
 Capacity: 2,000; Year Built: 1994
 AD: Lawrence R. Schiner
 SID: Ira Thor

N.J. INST. OF TECH.

Newark, NJ 07102II

Coach: James Paul Casciano,
 Drexel 1974

2003-04 RESULTS (10-18)

50 American Int'l ■	71
59 Queens (N.C.) †	91
79 Goldey-Beacom †	65
83 Nyack	76
62 Wilmington (Del.) ■	68

74 Felician	91
73 Philadelphia U.	87
63 Shaw †	81
63 North Fla. †	73
83 Teikyo Post ■	93
118 Bloomfield ■	115
70 Dominican (N.Y.)	67
79 Holy Family	71
63 Caldwell ■	65
73 Goldey-Beacom	50
63 Nyack ■	65
64 Phila. Sciences	66
68 Caldwell	78
67 Dominican (N.Y.) ■	73
91 Teikyo Post	101
86 Holy Family ■	84
74 Phila. Sciences ■	73
98 Bloomfield	100
50 West Chester ■	76
66 Wilmington (Del.)	69
78 Felician ■	70
84 Goldey-Beacom ■	70
69 Teikyo Post	95

Nickname: Highlanders
 Colors: Scarlet & White
 Arena: Entwistle Gym
 Capacity: 1,500; Year Built: 1960
 AD: Leonard Kaplan
 SID: Mark Mentone

TCNJ

Ewing, NJ 08628-0718III

Coach: John Castaldo, TCNJ 1982

2003-04 RESULTS (18-9)

97 Medgar Evers ■	41
75 Cabrini	77
51 Richard Stockton	63
80 Widener †	84
67 McDaniel †	63
71 Wesley ■	65
60 Wm. Paterson	62
91 Stevens Institute ■	42
81 Phila. Bible ■	60
83 Moravian	81
73 Marymount (Va.)	68
73 Montclair St. ■	63
69 Kean	73
76 John Jay ■	70
68 New Jersey City	73
82 Ramapo ■	84
64 Neumann ■	61
82 Rowan	93
94 Rutgers-Camden	77
70 Wm. Paterson ■	66
65 Montclair St.	61
88 New Jersey City ■	79
71 Rutgers-Newark ■	62
85 Chestnut Hill	79
87 Rutgers-Camden ■	63
72 Richard Stockton ■	64
74 Rowan	84

Nickname: Lions
 Colors: Blue & Gold
 Arena: Packer Hall
 Capacity: 1,200; Year Built: 1962
 AD: Kevin A. McHugh
 SID: Ann King

NEW MEXICO

Albuquerque, NM 87131I

Coach: Ritchie McKay,
 Seattle Pacific 1987

2003-04 RESULTS (14-14)

95 San Fran. St. ■	42
86 N.M. Highlands ■	59
71 Portland ■	77
48 New Mexico St.	67
58 Texas Tech ■	67
77 Sacramento St. ■	63

74 Coppin St. ■	56
65 New Mexico St. ■	49
87 Northwestern St. ■	51
82 Penn St. ■	63
61 Wake Forest	70
88 San Diego ■	75
74 Cornell	65
77 Wyoming	82
42 Air Force ■	68
70 Utah ■	54
65 Brigham Young ■	63
80 UNLV	89
68 San Diego St.	72
63 Colorado St. ■	51
87 Wyoming ■	75
50 Air Force	51
71 Brigham Young	88
43 Utah	73
72 San Diego St. ■	60
75 UNLV ■	78
66 Colorado St.	76
53 UNLV †	55

Nickname: Lobos
 Colors: Cherry & Silver
 Arena: The Pit/Bob King Court
 Capacity: 18,018; Year Built: 1966
 AD: Rudy Davalos
 SID: Greg Remington

N.M. HIGHLANDS

Las Vegas, NM 87701II

Coach: Ed Manzanaras,
 New Mexico 1995

2003-04 RESULTS (9-18)

69 New Mexico St.	89
59 New Mexico	86
84 Western N.M. ■	86
81 St. Edward's ■	56
91 St. Edward's ■	85
91 Western N.M.	94
80 Johnson & Wales (CO) ■	69
70 Regis (Colo.) ■	69
55 Fort Hays St.	80
87 Neb.-Kearney	116
71 Colo. Christian ■	76
51 Colorado Mines ■	71
73 Metro St.	110
72 Chadron St.	80
49 Fort Lewis	106
68 Adams St.	79
71 Colorado St.-Pueblo	82
100 Johnson & Wales (CO)	96
72 Mesa St. ■	84
66 UC-Colo. Spgs. ■	58
91 Western St. ■	71
62 Colorado St.-Pueblo ■	74
68 Mesa St.	99
79 Western St.	63
77 UC-Colo. Spgs.	82
92 Adams St. ■	93
101 Fort Lewis ■	99

Nickname: Cowboys
 Colors: Purple & White
 Arena: John A. Wilson Complex
 Capacity: 5,000; Year Built: 1986
 AD: John Lumley
 SID: Tim Gotto

NEW MEXICO ST.

Las Cruces, NM 88003I

Coach: Lou Henson,
 New Mexico St. 1955

2003-04 RESULTS (13-14)

89 N.M. Highlands ■	69
72 Texas-Arlington ■	62
78 Eastern N.M. ■	44
67 New Mexico ■	48
74 UTEP ■	83
66 Tulsa	78

60	UTEP	85
89	Ark.-Pine Bluff ■	60
49	New Mexico	65
62	Texas-San Antonio †	53
57	Utah St.	73
70	North Texas	67
59	New Orleans ■	70
46	South Ala. ■	56
53	La.-Lafayette	67
58	Western Ky.	73
73	Florida Int'l ■	42
81	Middle Tenn.	76
54	Denver ■	68
77	North Texas ■	62
37	New Orleans	51
74	South Ala.	65
58	La.-Lafayette ■	76
69	UC Irvine ■	64
84	Denver	77
55	Ark.-Little Rock ■	58
73	Arkansas St. ■	82

Nickname: Aggies
 Colors: Crimson & White
 Arena: Pan American Center
 Capacity: 13,071; Year Built: 1968
 AD: Brian Faison
 SID: Tyler Dunkel

NEW ORLEANS

New Orleans, LA 70148.....I

Coach: Monte Towe, North Carolina St.

2003-04 RESULTS (17-14)

77	Texas St. ■	64
62	Samford ■	60
69	Tulane	66
55	Texas	89
59	Mississippi St. †	77
86	Idaho St. †	72
64	Hawaii	92
75	Loyola (La.) ■	55
57	Texas-Arlington †	55
61	South Fla.	66
55	Auburn	70
59	Southern Miss.	61
64	South Ala.	58
60	LSU ■	68
70	New Mexico St.	59
64	La.-Lafayette	85
78	Western Ky. ■	64
75	Middle Tenn. ■	78
77	North Texas	76
73	Denver	76
74	Arkansas St.	94
100	Ark.-Little Rock ■	95
51	New Mexico St. ■	37
68	La.-Lafayette ■	54
85	South Ala. ■	83
58	Florida Int'l	63
81	North Texas ■	84
74	Denver ■	73
91	North Texas †	89
80	Ark.-Little Rock †	65
58	La.-Lafayette †	67

Nickname: Privateers
 Colors: Royal Blue & Silver
 Arena: Kiefer Lakefront Arena
 Capacity: 10,000; Year Built: 1983
 AD: James Miller
 SID: Jack Duggan

NEW PALTZ ST.

New Paltz, NY 12561-2499III

Coach: Doug Pasquerella,
 Cortland St. 1996

2003-04 RESULTS (6-18)

46	Rochester	90
75	Endicott †	80
82	Baruch ■	77

101	Oneonta St. ■	106
65	Poisdam St.	62
69	Ferrum †	65
65	Roanoke	82
44	Wm. Paterson	72
71	Utica/Rome ■	81
58	Buffalo St.	89
68	Fredonia St.	67
71	Rowan	84
64	Oswego St. ■	75
64	Geneseo St. ■	62
62	Cortland St. ■	66
63	Geneseo St.	91
92	Brockport St.	101
54	Oswego St.	85
66	Plattsburgh St. ■	78
61	Vassar ■	71
51	Cortland St.	80
64	Oneonta St.	73
90	Fredonia St. ■	81
72	Brockport St. ■	103

Nickname: Hawks
 Colors: Orange & Blue
 Arena: Elting Gymnasium
 Capacity: 2,200; Year Built: 1964
 AD: Stuart Robinson
 SID: Mike Salerno

CITY TECH

Brooklyn, NY 11201III

Coach: Raymond Amalbert, Hunter 1976

2003-04 RESULTS (16-12)

102	Mt. St. Vincent	81
76	Vassar	80
83	Polytechnic (N.Y.) ■	61
89	Purchase St.	71
81	Brooklyn	87
59	Mt. St. Mary (N.Y.)	100
99	Medgar Evers	71
93	Rutgers-Camden	66
74	Old Westbury	76
50	FDU-Florham	80
70	York (N.Y.) ■	57
80	Lehman ■	84
89	Hunter ■	88
100	St. Joseph's (Brkln) ■	66
77	Staten Island	68
81	John Jay ■	65
69	Baruch	83
72	York (N.Y.)	75
55	Staten Island ■	56
53	Farmingdale ■	66
90	Brooklyn ■	68
88	Medgar Evers ■	68
86	Pratt ■	64
89	CCNY	66
65	Baruch †	63
84	Staten Island †	75
69	Lehman †	75
72	Ramapo	86

Nickname: Yellow Jackets
 Colors: Royal Blue & Gold
 AD: Ray Amalbert Jr
 SID: Steve Kahn

NYIT

Old Westbury, NY 11568-8000 II

Coach: Sal Lagano, Hofstra 1988

2003-04 RESULTS (22-9)

52	Pace	78
82	Old Westbury ■	61
69	New Haven ■	66
81	Philadelphia U.	85
73	St. Thomas Aquinas ■	67
61	Bridgeport	66
85	C.W. Post ■	76
86	Dominican (N.Y.)	81
101	Dowling ■	66

68	Molloy	77
93	Concordia (N.Y.)	76
92	Queens (N.Y.) ■	85
76	Southampton	82
86	Molloy ■	48
88	Southampton ■	61
94	Mercy ■	82
77	C.W. Post	88
74	Adelphi	66
91	New Haven	94
68	Adelphi ■	61
72	Mercy	67
81	Philadelphia U. ■	66
72	St. Thomas Aquinas	67
86	Bridgeport ■	73
89	Dowling	84
87	Concordia (N.Y.) ■	66
70	Queens (N.Y.)	59
70	Adelphi ■	54
78	C.W. Post	79
81	Philadelphia U. †	75
60	Bryant †	64

Nickname: Bears
 Colors: Navy Blue
 Arena: Recreation Hall
 Capacity: 500; Year Built: 1955
 AD: Clyde Doughty Jr.
 SID: Ben Arcuri

NEW YORK U.

New York, NY 10012-1019.....III

Coach: Joe Nesci, Brooklyn 1979

2003-04 RESULTS (21-7)

105	New England Col. ■	42
81	Polytechnic (N.Y.) ■	53
59	York (N.Y.) ■	49
54	Polytechnic (N.Y.) ■	44
87	St. Joseph's (L.I.)	43
76	Bates ■	74
69	Stevens Institute	65
87	Baruch ■	65
82	Skidmore ■	58
60	Rochester	62
78	Carnegie Mellon	86
102	Mt. St. Vincent	70
78	Brandeis ■	63
93	Hunter	81
83	Washington-St. Louis ■	94
75	Chicago ■	68
94	Emory	77
80	Case Reserve	63
71	Case Reserve ■	70
73	Emory ■	71
86	Carnegie Mellon ■	77
70	Rochester ■	79
53	Chicago	68
55	Washington-St. Louis	69
81	Brandeis	77
84	John Jay ■	69
70	Richard Stockton ■	66
66	Ramapo	69

Nickname: Violets
 Colors: Purple & White
 Arena: Coles Sports Center
 Capacity: 1,900; Year Built: 1981
 AD: Christopher Bledsoe
 SID: Jeffrey Bernstein

NEWBERRY

Newberry, SC 29108.....II

Coach: David Conrady, Furman 1987

2003-04 RESULTS (16-13)

76	St. Andrews ■	79
64	Southern Wesleyan ■	77
82	Lees-McRae	71
68	Lander	70
48	S.C.-Aiken †	58
80	Brevard	47

71	Anderson (S.C.)	83
47	Col. of Charleston	72
88	Livingstone ■	53
65	Anderson (S.C.) ■	50
79	North Greenville ■	66
71	Mars Hill	80
47	Lenoir-Rhyne ■	72
101	Wingate ■	81
61	Tusculum	92
73	Catawba ■	55
77	Carson-Newman ■	67
45	Presbyterian	55
87	North Greenville	63
75	Mars Hill ■	63
75	Lenoir-Rhyne	74
69	Wingate	79
80	Tusculum ■	65
66	Catawba	63
51	Carson-Newman	75
68	Presbyterian ■	61
70	Presbyterian †	62
79	Mars Hill †	78
68	Catawba †	81

Nickname: Indians
 Colors: Scarlet & Gray
 Arena: Eleazer Arena
 Capacity: 1,600; Year Built: 1981
 AD: Andy Carter
 SID: Ryan Rose

NEWBURY

Brookline, MA 02445III

Coach: Adam Nelson,
 Boston College 1996

2003-04 RESULTS (10-13)

75	Brandeis	84
76	Anna Maria †	72
80	Gordon	90
82	Albertus Magnus	78
112	New England Col. ■	107
82	Rhode Island Col. ■	79
82	Lasell ■	98
62	Southern N.H.	94
49	Bates †	73
56	Western Conn. St.	73
66	Anna Maria ■	48
69	Wentworth Inst.	60
70	Eastern Nazarene	71
40	Wheaton (Mass.)	50
71	Mass. Liberal Arts	52
50	Nichols	54
62	Western Conn. St. ■	73
76	Bard ■	66
77	Becker ■	74
47	MIT ■	81
71	Elms ■	76
53	Fitchburg St.	70
66	Me-Machias ■	63

Nickname: Nighthawks
 Colors: Green & Gold
 Arena: Papas Gynasium
 Capacity: 300; Year Built: 1950
 AD: Peter Centola
 SID: Peter Centola

NIAGARA

Niagara Univ., NY 14109.....I

Coach: Joe Mihalich, La Salle 1978

2003-04 RESULTS (22-10)

89	Youngstown St. ■	80
90	Bucknell ■	71
109	Canisius	106
86	Siena	81
79	Buffalo ■	81
107	St. Bonaventure ■	98
79	Yale	62
67	UCF ■	69
79	Central Conn. St.	74

65	St. John's (N.Y.)	72
75	American	72
81	Manhattan	90
105	Iona	87
79	Loyola (Md.)	55
90	Rider	93
62	Siena	58
82	Rider	69
62	Manhattan	65
97	Iona	91
87	Marist	51
59	Fairfield	69
65	St. Peter's	73
65	Fairfield	70
69	Loyola (Md.)	62
91	St. Peter's	82
84	Marist	59
83	Canisius	77
106	Iona	92
79	Siena	74
61	Manhattan	62
87	Troy St.	83
70	Nebraska	78

Nickname: Purple Eagles
 Colors: Purple and White
 Arena: Gallagher Center
 Capacity: 2,400; Year Built: 1949
 AD: Michael J. Hermann
 SID: Mark Vandergriff

NICHOLLS ST.

Thibodaux, LA 70310

Coach: Ricky Blanton, LSU 1992

2003-04 RESULTS (6-21)

60	Arkansas	89
54	Florida St.	99
96	Wiley	59
79	Dillard	68
83	Southern U.	80
47	Texas Southern	65
81	Mobile	71
66	Loyola (La.)	63
80	Birmingham-So.	88
46	Mississippi	79
56	Tulane	61
52	Sam Houston St.	68
64	Texas St.	69
55	Northwestern St.	90
79	Texas-San Antonio	83
57	McNeese St.	78
72	La.-Monroe	73
69	Texas-Arlington	80
67	Texas-San Antonio	83
63	Sam Houston St.	71
77	Northwestern St.	78
70	Southeastern La.	80
83	Lamar	79
50	Stephen F. Austin	65
67	Texas-Arlington	79
37	Texas St.	61
64	McNeese St.	81

Nickname: Colonels
 Colors: Red & Gray
 Arena: David Stopher Gymnasium
 Capacity: 3,800; Year Built: 1967
 AD: Robert J. Bernardi
 SID: Bobby Galinsky

NICHOLS

Dudley, MA 01571-5000

Coach: Dave Sokolnicki, Nichols 1997

2003-04 RESULTS (17-9)

57	Worcester St.	50
49	WPI	73
78	Coast Guard	74
93	Elms	70
78	Gordon	85
87	Fitchburg St.	67
70	Worcester St.	62

69	Lincoln (Pa.)	63
77	John Jay	68
83	New England	69
66	Salve Regina	61
73	Colby-Sawyer	80
54	Newbury	50
65	Roger Williams	59
58	Salve Regina	53
65	Endicott	74
76	New England Col.	72
77	Anna Maria	79
66	Curry	80
69	Eastern Nazarene	54
43	Roger Williams	67
70	Curry	76
89	Anna Maria	86
77	Eastern Nazarene	55
94	Wentworth Inst.	76
55	Colby-Sawyer	73

Nickname: Bison
 Colors: Green & White
 Arena: Chalmers Field House
 Capacity: 800; Year Built: 2000
 AD: Charlyn Robert
 SID: Mike Serijan

NORFOLK ST.

Norfolk, VA 23504

Coach: Dwight Freeman,
 Western St. 1982

2003-04 RESULTS (12-17)

74	Virginia Union	87
42	Wyoming	84
56	UMKC	80
53	Georgetown	76
54	Towson	50
63	Hampton	73
52	Cleveland St.	64
53	Western Ill.	73
52	Bucknell	68
68	Long Island	72
61	N.C. A&T	58
67	South Carolina St.	56
70	Bethune-Cookman	79
72	Florida A&M	76
67	Md.-East. Shore	54
53	Howard	54
82	Delaware St.	80
68	Morgan St.	65
69	Coppin St.	72
57	N.C. A&T	59
88	South Carolina St.	74
50	Bethune-Cookman	51
63	Florida A&M	62
63	Md.-East. Shore	57
44	Delaware St.	49
63	Howard	48
77	Hampton	70
58	N.C. A&T	43
55	Delaware St.	67

Nickname: Spartans
 Colors: Green & Gold
 Arena: Echols Arena
 Capacity: 7,000; Year Built: 1982
 AD: Orby Moss Jr.
 SID: Matt Michalec

NORTH ALA.

Florence, AL 35632-0001

Coach: Bobby Champagne,
 South Ala. 1990

2003-04 RESULTS (12-16)

58	Henderson St.	95
64	Ouachita Baptist	71
73	Lane	69
88	Tuskegee	70
62	Kennesaw St.	63
75	Miles	76

97	LeMoyne-Owen	75
86	Columbus St.	73
66	Delta St.	60
51	Kennesaw St.	74
75	Southern Ind.	93
80	Indianapolis	101
74	Christian Bros.	83
59	Valdosta St.	65
86	West Fla.	73
63	West Ala.	56
66	Montevallo	78
72	West Ga.	94
72	Lincoln Memorial	63
72	Ala.-Huntsville	75
70	Montevallo	71
85	West Ala.	62
63	West Fla.	52
64	Valdosta St.	77
68	West Ga.	91
82	Lincoln Memorial	66
80	Ala.-Huntsville	70
58	Christian Bros.	64

Nickname: Lions
 Colors: Purple & Gold
 Arena: Flowers Hall
 Capacity: 3,500; Year Built: 1972
 AD: Joel Erdmann
 SID: Jeff Hodges

NORTH CAROLINA

Chapel Hill, NC 27515

Coach: Roy Williams,
 North Carolina 1972

2003-04 RESULTS (19-11)

90	Old Dominion	64
91	Davidson	68
82	Cleveland St.	76
88	Illinois	81
115	George Mason	81
64	Akron	53
114	Wake Forest	119
71	UNC Wilmington	54
105	Coastal Caro.	72
56	Kentucky	61
89	Miami (Fla.)	64
103	Georgia Tech	88
84	Maryland	90
86	Connecticut	83
81	Florida St.	90
96	Virginia	77
68	North Carolina St.	66
72	Clemson	81
81	Duke	83
79	Wake Forest	73
77	Georgia Tech	88
97	Maryland	86
78	Florida St.	71
72	Virginia	74
71	North Carolina St.	64
69	Clemson	53
65	Duke	70
82	Georgia Tech	83
63	Air Force	52
75	Texas	78

Nickname: Tar Heels
 Colors: Carolina Blue & White
 Arena: Smith Center
 Capacity: 21,750; Year Built: 1986
 AD: Richard Baddour
 SID: Steve Kirschner

N.C. A&T

Greensboro, NC 27411

Coach: Jerry Eaves, Louisville 1982

2003-04 RESULTS (3-25)

42	Alabama St.	76
39	Charlotte	102
59	Radford	86

42	St. Louis	75
53	East Caro.	86
51	Va. Commonwealth	105
62	Miami (Fla.)	81
63	High Point	88
67	Wake Forest	91
58	Norfolk St.	61
57	Hampton	80
62	South Carolina St.	69
50	Md.-East. Shore	52
42	Coppin St.	64
72	Morgan St.	76
55	Florida A&M	74
80	Bethune-Cookman	50
61	Delaware St.	74
60	Howard	61
59	Norfolk St.	57
58	Hampton	85
58	Md.-East. Shore	65
56	Coppin St.	66
91	Morgan St.	80
70	Florida A&M	81
51	Bethune-Cookman	61
56	South Carolina St.	78
43	Norfolk St.	58

Nickname: Aggies
 Colors: Blue & Gold
 Arena: Ellis Corbett Sports Center
 Capacity: 6,700; Year Built: 1978
 AD: Charles Davis
 SID: Donal O. Ware

UNC ASHEVILLE

Asheville, NC 28804-3299

Coach: Eddie Biedenbach,
 North Carolina St. 1968

2003-04 RESULTS (9-20)

46	North Carolina St.	71
80	Iowa	107
79	Brevard	51
65	Charlotte	92
56	East Tenn. St.	78
70	Western Caro.	81
56	Furman	60
38	UNC Wilmington	77
85	Montreat	52
63	Syracuse	81
67	Tennessee	80
61	VMI	48
54	Birmingham-So.	72
72	Liberty	84
58	Radford	73
62	Winthrop	76
62	Charleston So.	49
65	Coastal Caro.	73
70	High Point	83
76	Radford	62
68	Liberty	82
52	Birmingham-So.	79
59	VMI	51
78	High Point	73
72	Coastal Caro.	68
47	Charleston So.	67
68	Winthrop	75
49	Winthrop	46
49	High Point	63

Nickname: Bulldogs
 Colors: Royal Blue & White
 Arena: Charlie Justice Center
 Capacity: 1,100; Year Built: 1963
 AD: TBA
 SID: Mike Gore

N.C. CENTRAL

Durham, NC 27707

Coach: Phil Spence,
 North Carolina St. 1976

2003-04 RESULTS (16-13)

106	Mount Olive	92
82	Pfeiffer	108
72	Morehouse	84

108	Dist. Columbia ■	104
92	Catawba ■	81
64	Shaw ■	68
75	GC&SU	66
76	Queens (N.C.)	92
74	Dist. Columbia	80
79	Fayetteville St. ■	70
65	Bowie St. ■	87
66	Shaw	61
93	St. Augustine's	82
95	Livingstone †	63
78	St. Augustine's ■	77
72	Virginia St. ■	74
68	Winston-Salem	75
87	Fayetteville St.	100
75	Johnson Smith	81
91	Livingstone ■	54
73	Elizabeth City St.	54
77	Virginia Union	80
97	Winston-Salem ■	65
85	St. Paul's ■	76
82	Johnson Smith ■	86
72	Elizabeth City St. †	69
72	Bowie St. †	69
78	Fayetteville St. †	74
72	Virginia Union †	80

Nickname: Eagles
 Colors: Maroon & Gray
 Arena: McLendon-McDougald Gym
 Capacity: 3,000; Year Built: 1955
 AD: William Hayes
 SID: Kyle Serba

UNC GREENSBORO

Greensboro, NC 27402-6170....I

Coach: Fran McCaffery,
 Pennsylvania 1982

2003-04 RESULTS (11-17)

64	Indiana	71
78	Campbell	66
69	Greensboro ■	41
73	Furman ■	65
45	American	65
79	Campbell ■	61
72	High Point ■	85
72	Coastal Caro.	77
98	Missouri	106
58	Maryland	85
63	Villanova	84
70	Chattanooga	76
68	East Tenn. St. ■	72
70	Col. of Charleston ■	72
74	Appalachian St.	61
73	Western Caro.	78
75	Citadel ■	66
69	Davidson	80
65	East Tenn. St.	86
67	Elon	53
85	Wofford	80
74	Chattanooga ■	87
60	Appalachian St. ■	82
80	Ga. Southern	79
78	Western Caro. ■	65
74	Liberty ■	63
108	Elon	112
82	Wofford †	85

Nickname: Spartans
 Colors: Gold, White & Navy
 Arena: Michael B. Fleming Gym
 Capacity: 2,320; Year Built: 1989
 AD: Nelson E. Bobb
 SID: Jake Keys

UNC PEMBROKE

Pembroke, NC 28372-1510.....II

Coach: Bryan Garmroth,
 West Ala. 1984

2003-04 RESULTS (3-25)

86	Morris ■	93
69	Apprentice ■	68
63	Mount Olive	107
59	East Caro.	100
75	St. Andrews ■	82

77	Morris	81
66	Columbus St.	89
71	North Greenville ■	85
57	Coker	76
53	Lenoir-Rhyne †	87
64	Eckerd †	77
52	Augusta St. ■	76
82	S.C.-Aiken	97
90	GC&SU ■	81
64	Lander	66
51	Clayton St.	70
75	Armstrong Atlantic ■	86
62	Lander ■	53
59	North Fla.	82
73	Francis Marion	87
63	S.C. Upstate ■	79
81	S.C.-Aiken ■	90
57	Augusta St.	84
64	Kennesaw St. ■	99
64	North Greenville	81
69	Francis Marion ■	88
65	S.C. Upstate	81
56	Clayton St. †	90

Nickname: Braves
 Colors: Black & Gold
 Arena: Jones Athletic Complex
 Capacity: 3,000; Year Built: 1972
 AD: Dan Kenney
 SID: Rikki Cockrell

NORTH CAROLINA ST.

Raleigh, NC 27695-7001I

Coach: Herb Sendek,
 Carnegie Mellon 1985

2003-04 RESULTS (21-10)

71	UNC Asheville ■	46
71	Howard ■	51
92	Florida A&M ■	62
61	Michigan	68
77	Wis.-Milwaukee ■	71
78	Hartford ■	49
55	South Carolina	58
86	Virginia ■	69
68	UNC Wilmington ■	50
89	Brigham Young ■	62
58	Florida St.	53
57	Duke	76
86	Clemson ■	69
65	Boston College	66
76	Georgia Tech ■	72
66	North Carolina	68
81	Maryland	69
73	Wake Forest ■	68
79	Virginia	63
75	Florida St. ■	59
78	Duke ■	74
55	Clemson	60
77	Washington ■	72
79	Georgia Tech	69
64	North Carolina ■	71
69	Maryland ■	70
81	Wake Forest	70
78	Florida St. †	71
82	Maryland †	85
61	La.-Lafayette †	52
73	Vanderbilt †	75

Nickname: Wolfpack
 Colors: Red & White
 Arena: RBC Center
 Capacity: 19,722; Year Built: 1999
 AD: Lee G. Fowler
 SID: Annabelle Vaughan

N.C. WESLEYAN

Rocky Mount, NC 27804.....III

Coach: John Thompson,
 UNC Greensboro 1984

2003-04 RESULTS (16-11)

77	Stevens Institute †	56
67	Johns Hopkins	77
112	Roanoke Bible	35
80	Marymount (Va.)	78

74	Seton Hill ■	76
98	Lincoln (Pa.) ■	69
79	Catholic	89
65	Gallaudet	59
77	Marymount (Va.) ■	65
77	Flagler	91
107	Fla. Christian	56
91	Chowan ■	81
83	Shenandoah	87
71	Chris. Newport	66
62	Greensboro	65
59	Methodist ■	72
104	Averett ■	95
82	Ferrum ■	71
86	Chowan	89
55	Shenandoah ■	53
78	Chris. Newport ■	82
95	Greensboro ■	90
77	Methodist	83
87	Ferrum	74
90	Averett	75
95	Chris. Newport ■	83
71	Methodist ■	83

Nickname: Battling Bishops
 Colors: Navy Blue & Vega Gold
 Arena: Everett Gymnasium
 Capacity: 800; Year Built: 1960
 AD: John M. Thompson
 SID: Renny Taylor

UNC WILMINGTON

Wilmington, NC 28403-3297I

Coach: Brad Brownell, DePauw 1991

2003-04 RESULTS (15-15)

65	Marshall	56
71	Jacksonville ■	53
62	East Tenn. St.	67
71	Campbell	59
66	William & Mary	67
77	UNC Asheville ■	38
61	Col. of Charleston ■	65
54	North Carolina †	71
69	James Madison	51
50	North Carolina St.	68
67	William & Mary ■	59
71	Drexel ■	64
72	Va. Commonwealth ■	52
76	Hofstra	73
55	Towson	57
62	George Mason ■	64
50	Delaware	49
51	Old Dominion	55
66	Drexel	67
58	Old Dominion ■	68
41	Va. Commonwealth	49
64	Towson ■	51
66	James Madison	56
61	Delaware	62
52	Ill.-Chicago	77
46	George Mason	59
64	Hofstra ■	56
44	James Madison †	41
66	Drexel †	53
66	George Mason †	80

Nickname: Seahawks
 Colors: Teal, Navy & Gold
 Arena: Trask Coliseum
 Capacity: 6,100; Year Built: 1977
 AD: Peggy Bradley-Doppes
 SID: Joe Browning

NORTH CENTRAL

Naperville, IL 60566-7063.....III

Coach: Benjy Taylor, Richmond 1989

2003-04 RESULTS (12-12)

80	Wilmington (Ohio) ■	67
84	Lawrence ■	80
63	Chicago St.	94
79	Guilford †	73

84	Roanoke †	74
73	Lakeland ■	75
93	Aurora ■	83
88	Grace (Ind.) †	63
79	Alma	72
69	Milwaukee Engr.	79
78	Augustana (Ill.) ■	77
79	Carthage ■	77
75	Elmhurst	73
107	Elmhurst ■	100
49	Augustana (Ill.)	74
60	Millikin ■	68
71	Carthage	77
73	Wheaton (Ill.)	85
74	Ill. Wesleyan ■	81
86	North Park	94
66	Wheaton (Ill.) ■	85
63	Millikin	80
71	Ill. Wesleyan	97
94	North Park ■	80

Nickname: Cardinals
 Colors: Cardinal & White
 Arena: Gregory Arena
 Capacity: 3,000; Year Built: 1931
 AD: Walter J. Johnson
 SID: Josh Hendricks

NORTH DAKOTA

Grand Forks, ND 58202II

Coach: Rich Glas, Bemidji St. 1970

2003-04 RESULTS (14-14)

85	Bemidji St.	87
54	Mary	86
113	Minn.-Morris ■	59
75	Southwest Minn. St.	76
75	Minot St.	64
84	Minn. St. Moorhead ■	59
85	Concordia-St. Paul	74
86	Northern St.	54
91	Minn. Duluth ■	94
73	Bemidji St.	64
71	Minn.-Crookston ■	50
79	Colorado Mines †	69
69	Winona St. †	65
62	Minn. St.-Mankato	73
55	St. Cloud St.	85
70	South Dakota ■	62
72	Neb.-Omaha	74
79	South Dakota St.	87
79	Augustana (S.D.)	69
58	North Dakota St.	83
76	North Dakota St. ■	73
70	Augustana (S.D.) ■	60
66	South Dakota St. ■	73
69	Neb.-Omaha	81
68	South Dakota	64
83	St. Cloud St.	86
77	Minn. St.-Mankato ■	81
63	South Dakota St.	74

Nickname: Fighting Sioux
 Colors: Green & White
 Arena: Hyslop Sports Center
 Capacity: 4,792; Year Built: 1951
 AD: Roger Thomas
 SID: Nick Garner

NORTH DAKOTA ST.

Fargo, ND 58105-5600II

Coach: Tim Miles, Mary 1989

2003-04 RESULTS (16-13)

72	Minn. St. Moorhead	83
59	Northern St.	81
55	Northern Mich. ■	60
48	Michigan Tech ■	68
74	Cal Poly Pomona	80
68	Cal St. L.A.	74
81	Bemidji St. ■	68
87	Minn.-Crookston	80

104 Dickinson St. ■	74
84 Concordia-St. Paul ■	74
89 Northern St. ■	71
78 Mayville St. ■	49
77 Northland ■	55
85 St. Cloud St.	76
75 Minn. St.-Mankato	70
73 Neb.-Omaha ■	63
89 South Dakota ■	74
70 Augustana (S.D.)	63
64 South Dakota St.	88
83 North Dakota ■	58
73 North Dakota	76
71 South Dakota St. ■	88
89 Augustana (S.D.) ■	64
96 South Dakota	105
64 Neb.-Omaha	75
85 Minn. St.-Mankato ■	90
88 St. Cloud St. ■	84
87 St. Cloud St. ■	74
74 Neb.-Omaha	81

Nickname: Bison
 Colors: Yellow & Green
 Arena: Bison Sports Arena
 Capacity: 8,000; Year Built: 1970
 AD: Gene Taylor
 SID: George Ellis

NORTH FLA.

Jacksonville, FL 32224-2645II

Coach: Matt Kilcullen, Lehman 1976

2003-04 RESULTS (13-15)

85 Fayetteville St.	90
67 Fla. Southern ■	48
72 Florida Int'l	81
73 Nova Southeastern	69
49 Valdosta St.	48
71 Caldwell ■	59
102 Green Mountain ■	52
77 Tuskegee †	54
78 Benedict †	73
69 Fla. Gulf Coast	84
73 N.J. Inst. of Tech. †	63
68 Clayton St.	80
75 S.C. Upstate ■	65
67 Columbus St.	87
55 Augusta St. ■	69
70 GC&SU ■	75
54 Francis Marion	62
62 Columbus St. ■	68
54 Lander	53
71 GC&SU	52
82 UNC Pembroke ■	59
52 Armstrong Atlantic ■	55
53 Kennesaw St.	66
57 Clayton St. ■	71
85 S.C.-Aiken	70
61 Armstrong Atlantic	74
52 Kennesaw St. ■	66
58 S.C.-Aiken †	90

Nickname: Ospreys
 Colors: Navy Blue & Gray
 Arena: UNF Arena
 Capacity: 5,800; Year Built: 1993
 AD: Richard E. Gropper
 SID: B.J. Sohn

NORTH GREENVILLE

Tigerville, SC 29688II

Coach: Chad Lister, Furman 1995

2003-04 RESULTS (6-18)

61 Wingate ■	76
67 Anderson (S.C.) ■	55
74 S.C. Upstate	85
100 Limestone ■	90
75 Brevard ■	80
84 Southern Wesleyan †	92
66 Gardner-Webb	95
86 Mars Hill ■	87

72 Montreat	63
85 UNC Pembroke	71
61 Western Caro.	106
66 Newberry	79
91 Mars Hill	98
50 Anderson (S.C.)	57
41 Erskine ■	48
87 Lees-McRae ■	93
67 Wingate	81
63 Newberry ■	87
83 Montreat ■	74
75 Southern Wesleyan ■	91
72 Lees-McRae	101
41 Erskine	48
71 Brevard	75
81 UNC Pembroke ■	64

Nickname: Crusaders
 Colors: Red, Black, and White
 Arena: Hayes Gymnasium
 Capacity: 1,800; Year Built: 1950
 AD: Jan McDonald
 SID: Butch Dean

NORTH PARK

Chicago, IL 60625-4895III

Coach: Rees Johnson, Winona St. 1965

2003-04 RESULTS (8-17)

56 Edgewood ■	53
81 Concordia (Ill.) ■	67
78 Carroll (Wis.)	90
82 Milwaukee Engr.	78
87 Judson (Ill.) ■	73
64 Webster ■	66
82 Lake Forest	86
71 Calumet Col. ■	86
70 Albion	73
83 Palm Beach Atl.	80
54 Transylvania †	66
73 Millikin	83
71 Augustana (Ill.) ■	88
64 Elmhurst ■	86
77 Ill. Wesleyan ■	74
38 Augustana (Ill.)	80
69 Wheaton (Ill.) ■	77
51 Ill. Wesleyan	82
72 Carthage ■	81
94 North Central ■	86
58 Elmhurst	75
77 Wheaton (Ill.)	86
55 Carthage	73
75 Millikin ■	63
80 North Central	94

Nickname: Vikings
 Colors: Blue & Gold
 Arena: North Park Gymnasium
 Capacity: 1,300; Year Built: 1958
 AD: Jack Surridge
 SID: Chris Nelson

NORTH TEXAS

Denton, TX 76203-6737I

Coach: Johnny Jones, LSU 1985

2003-04 RESULTS (13-15)

57 Northwestern Okla. ■	47
72 Lamar	88
58 Southern U.	75
109 Hardin-Simmons ■	49
73 Baylor ■	69
58 TCU	62
87 Tex.-Pan American	81
62 St. Bonaventure	81
68 Southeast Mo. St.	75
70 Indiana ■	79
61 Arkansas	96
71 Tex.-Pan American ■	53
67 New Mexico St. ■	70
72 Denver	67
55 Florida Int'l ■	48
82 Ark.-Little Rock	77

87 Arkansas St.	73
76 New Orleans ■	77
85 South Ala. ■	77
81 La.-Lafayette	94
62 New Mexico St.	77
69 Middle Tenn. ■	64
78 Western Ky.	80
62 Denver	66
71 La.-Lafayette ■	68
84 New Orleans	81
63 South Ala.	80
89 New Orleans †	91

Nickname: Mean Green
 Colors: Green & White
 Arena: Super Pit
 Capacity: 10,032; Year Built: 1973
 AD: Rick Villarreal
 SID: Jerry Scott

NORTHEASTERN

Boston, MA 02115-5096I

Coach: Ron Everhart, Virginia Tech 1985

2003-04 RESULTS (19-11)

77 Rhode Island	89
86 Bradley	92
81 La.-Monroe †	65
91 West Virginia	84
98 Suffolk	56
59 Fordham	80
55 Villanova	74
59 Marist ■	57
61 Harvard ■	58
84 Florida	101
85 Curry ■	56
82 Stony Brook ■	63
75 New Hampshire	72
78 Vermont	88
77 Albany (N.Y.) ■	70
76 Hartford	59
81 UMBC	62
62 Binghamton ■	80
74 Boston U. ■	76
82 Maine	79
76 New Hampshire ■	69
73 Stony Brook	61
65 Vermont	67
73 Hartford	61
81 UMBC	78
69 Binghamton	57
68 Boston U.	82
99 Maine ■	89
80 Albany (N.Y.)	62
74 Hartford †	79

Nickname: Huskies
 Colors: Red & Black
 Arena: Matthews Arena
 Capacity: 6,000; Year Built: 1909
 AD: David O'Brien
 SID: Jack Grinold

NORTHEASTERN ST.

Tahlequah, OK 74464-2399II

Coach: Larry Gipson, Heidelberg 1974

2003-04 RESULTS (19-11)

75 Lincoln (Mo.) ■	43
70 Bacone †	57
56 John Brown ■	69
50 Lincoln (Mo.)	64
52 Truman †	40
48 Mo. Western St.	63
78 Mo. Southern St. ■	69
62 West Tex. A&M ■	47
61 Eastern N.M. ■	62
80 Arkansas Tech	55
67 Midwestern St.	84
57 Tex. A&M-Commerce ■	58
68 Tex. A&M-Kingsville ■	66
49 Angelo St.	57
67 Abilene Christian	54

42 Southeastern Okla. ■	50
75 East Central	46
74 Central Okla.	61
47 Tarleton St.	59
56 Southwestern Okla.	49
76 Cameron ■	40
68 Southeastern Okla.	53
86 East Central ■	52
83 Central Okla. ■	62
62 Tarleton St. ■	40
77 Southwestern Okla. ■	80
84 Cameron	62
65 West Tex. A&M ■	52
80 Southwestern Okla. †	71
66 Tarleton St.	69

Nickname: Redmen
 Colors: Green & White
 Arena: Dobbins Fieldhouse
 Capacity: 1,200; Year Built: 1954
 AD: Eddie Griffin
 SID: Scott Pettus

NORTHERN ARIZ.

Flagstaff, AZ 86011-5400I

Coach: Mike Adras,
 UC Santa Barb. 1983

2003-04 RESULTS (15-14)

77 Cal St. Fullerton ■	60
73 Arizona	107
105 San Jose Christian ■	46
51 Wichita St.	68
70 Oral Roberts	83
67 Cal St. Fullerton	82
91 Western N.M. ■	65
69 UC Riverside	72
74 UNLV	73
91 San Diego ■	81
58 Marist	67
79 Quinipiac	70
81 Portland ■	73
80 Sacramento St.	73
57 Eastern Wash. ■	63
65 Portland St. ■	71
73 Weber St.	67
92 Idaho St.	86
83 Montana ■	67
63 Montana St. ■	57
97 Sacramento St. ■	110
78 Portland St.	85
81 Eastern Wash.	91
85 Idaho St. ■	72
70 Weber St. ■	73
62 Montana St.	67
80 Montana	78
91 Idaho St. †	72
59 Eastern Wash.	71

Nickname: Lumberjacks
 Colors: Blue & Gold
 Arena: Walkup Skydome
 Capacity: 7,000; Year Built: 1977
 AD: Steven P. Holton
 SID: Steve Shaff

NORTHERN COLO.

Greeley, CO 80639II

Coach: Craig Rasmuson, Ashland 1990

2003-04 RESULTS (6-22)

85 Western St. †	68
74 Adams St.	77
76 Colorado Mines ■	78
80 Kendall ■	63
71 Colo. Christian ■	77
50 Regis (Colo.) ■	63
70 Colorado St.-Pueblo	83
64 Mesa St. †	68
70 Texas St.	76
75 Colorado Mines	96
76 Colo. Christian	93
55 Eastern Mich.	82

52 Denver.....	68
85 Adams St. ■.....	74
64 UC-Colo. Spgs. ■.....	68
48 Colorado.....	78
63 Iowa St.....	89
49 Regis (Colo.).....	62
60 Utah Valley St. ■.....	63
56 Loyola Marymount.....	74
73 Colorado Col. ■.....	50
64 Texas A&M Int'l.....	63
70 Tex. A&M-Corp. Chris.....	88
52 Rutgers.....	102
93 Johnson & Wales (CO) ■.....	57
63 Utah Valley St.....	78
44 Utah Valley St. †.....	74
66 Longwood †.....	76

Nickname: Bears
 Colors: Blue & Gold
 Arena: Butler Hancock Hall
 Capacity: 4,500; Year Built: 1975
 AD: James E. Fallis
 SID: Colin McDonough

NORTHERN ILL.

De Kalb, IL 60115-2854.....I

Coach: Rob Judson, Illinois 1980

2003-04 RESULTS (10-20)

83 Eastern Ill. ■.....	76
65 Notre Dame.....	74
66 Illinois St. ■.....	55
54 Ill.-Chicago †.....	53
57 Iowa.....	65
76 Marshall.....	85
82 Cornell College ■.....	54
41 San Jose St. †.....	53
76 BYU-Hawaii.....	83
59 Baylor †.....	69
82 St. Francis (Ind.) ■.....	53
73 Ohio ■.....	63
66 Akron.....	73
69 Bowling Green.....	76
86 Eastern Mich. ■.....	65
59 Ohio.....	80
65 Ball St.....	71
73 Buffalo ■.....	85
64 Toledo.....	77
67 Kent St. ■.....	69
74 Central Mich.....	83
61 Toledo.....	69
62 Ball St. ■.....	67
52 Bowling Green ■.....	69
67 Bradley.....	76
62 Miami (Ohio) ■.....	54
67 Eastern Mich.....	61
88 Central Mich. ■.....	58
61 Western Mich.....	93
73 Buffalo.....	90

Nickname: Huskies
 Colors: Cardinal & Black
 Arena: Convocation Center
 Capacity: 9,100; Year Built: 2002
 AD: TBA
 SID: David Reiter

NORTHERN IOWA

Cedar Falls, IA 50614.....I

Coach: Greg McDermott,
 Northern Iowa 1988

2003-04 RESULTS (21-10)

83 Chicago St. ■.....	59
54 Butler ■.....	56
76 Iowa St.....	79
75 Louisiana Tech ■.....	72
55 Furman ■.....	64
77 Iowa ■.....	66
80 Minn.-Crookston ■.....	58
64 Illinois St.....	61
82 Siena ■.....	70

80 Evansville ■.....	67
65 Wichita St.....	82
60 Southwest Mo. St.....	62
82 Creighton ■.....	73
76 Drake ■.....	56
67 Evansville.....	53
78 Bradley ■.....	71
60 Illinois St. ■.....	68
53 Southern Ill.....	63
47 Creighton.....	58
68 Indiana St. ■.....	64
64 Southwest Mo. St. ■.....	59
64 Bradley.....	72
85 Wichita St. ■.....	80
82 Wis.-Green Bay.....	75
84 Drake.....	79
48 Indiana St.....	47
68 Southern Ill. ■.....	52
68 Illinois St. †.....	54
63 Wichita St. †.....	56
79 Southwest Mo. St. †.....	74
60 Georgia Tech †.....	65

Nickname: Panthers
 Colors: Purple & Old Gold
 Arena: UNI-Dome
 Capacity: 10,000; Year Built: 1976
 AD: Rick Hartzell
 SID: Josh Lehman

NORTHERN KY.

Highland Heights, KY 41099....II

Coach: Ken Shields, Dayton 1964

2003-04 RESULTS (16-15)

78 Kennesaw St. †.....	65
78 Philadelphia U. †.....	81
76 South Dakota St. †.....	91
88 Gannon ■.....	81
55 Christian Bros. ■.....	66
92 Thomas More ■.....	60
88 Mo.-St. Louis ■.....	85
75 Quincy ■.....	73
69 Lewis.....	82
80 Wis.-Parkside.....	79
91 Central St. (Ohio) ■.....	76
87 Saginaw Valley ■.....	72
91 Wayne St. (Mich.).....	85
82 Mt. St. Joseph ■.....	67
92 Indianapolis ■.....	95
66 Ky. Wesleyan ■.....	67
81 Southern Ind. ■.....	80
57 Quincy.....	68
75 SIU Edwardsville.....	81
72 Wis.-Parkside ■.....	67
86 St. Joseph's (Ind.) ■.....	75
100 Bellarmine ■.....	87
66 Southern Ind.....	74
62 Mo.-St. Louis.....	82
65 SIU Edwardsville ■.....	66
93 Lewis ■.....	90
82 St. Joseph's (Ind.).....	94
81 Indianapolis.....	93
82 Bellarmine.....	79
66 Ky. Wesleyan.....	87
74 Southern Ind. †.....	83

Nickname: Norse
 Colors: Gold, Black & White
 Arena: Regents Hall
 Capacity: 2,000; Year Built: 1972
 AD: Jane Meier
 SID: Don Owen

NORTHERN MICH.

Marquette, MI 49855-5391.....II

Coach: Dean Ellis, Northern Mich. 1983

2003-04 RESULTS (16-12)

60 North Dakota St.....	55
74 Minn. St. Moorhead †.....	72

58 Marquette.....	70
72 Northland ■.....	58
73 Finlandia ■.....	55
48 Michigan Tech.....	52
74 Minn. Duluth ■.....	79
65 Northwood.....	78
66 Oakland.....	76
81 St. Norbert.....	79
81 St. Cloud St. ■.....	80
59 Wayne St. (Mich.) ■.....	65
86 Hillsdale ■.....	59
74 Mercyhurst.....	58
63 Gannon.....	70
62 Findlay.....	69
74 Ashland ■.....	59
71 Lake Superior St.....	64
65 Saginaw Valley.....	62
48 Grand Valley St. ■.....	45
79 Ferris St. ■.....	73
71 Northwood ■.....	53
56 Michigan Tech ■.....	58
73 Saginaw Valley ■.....	74
82 Lake Superior St. ■.....	67
51 Ferris St.....	69
65 Grand Valley St.....	62
66 Michigan Tech.....	87

Nickname: Wildcats
 Colors: Old Gold & Olive Green
 Arena: Berry Events Center
 Capacity: 4,000; Year Built: 1999
 AD: Kenneth Godfrey
 SID: Dave Faiella

NORTHERN ST.

Aberdeen, SD 57401.....II

Coach: Don Meyer,
 Northern Colo. 1967

2003-04 RESULTS (24-7)

81 North Dakota St. ■.....	59
73 Jamestown.....	59
95 Minn.-Morris ■.....	81
77 Si Tanka ■.....	72
112 Mt. Marty ■.....	96
57 South Dakota St.....	96
54 North Dakota ■.....	86
69 South Dakota ■.....	57
78 Augustana (S.D.) ■.....	67
71 North Dakota St.....	89
67 Minn. St. Moorhead.....	70
83 Bemidji St.....	94
88 Southwest Minn. St. ■.....	72
80 Wayne St. (Neb.) ■.....	74
65 Minn. Duluth ■.....	57
70 Dakota Wesleyan ■.....	67
83 Winona St. ■.....	71
76 Concordia-St. Paul ■.....	64
87 Wayne St. (Neb.).....	73
70 Southwest Minn. St.....	57
78 Minn.-Crookston.....	75
81 Minn. St. Moorhead ■.....	66
85 Minn.-Crookston ■.....	60
97 Bemidji St. ■.....	93
66 Minn. Duluth.....	62
87 Concordia-St. Paul.....	95
60 Winona St.....	47
86 Concordia-St. Paul ■.....	54
83 Winona St. †.....	80
63 Minn. Duluth †.....	58
80 South Dakota St. †.....	99

Nickname: Wolves
 Colors: Maroon & Gold
 Arena: Wachs Arena
 Capacity: 8,057; Year Built: 1987
 AD: Robert A. Olson
 SID: Mike Lefler

NORTHLAND

Ashland, WI 54806.....III

Coach: Kurt Soderberg,
 Wis.-Stevens Point 1993

2003-04 RESULTS (5-21)

37 Wis.-Stevens Point.....	67
53 Viterbo †.....	57

63 Wis.-Superior ■.....	77
58 Northern Mich.....	72
66 Cardinal Stritch †.....	94
78 St. Scholastica †.....	74
62 Hamline.....	67
55 Finlandia.....	72
76 Loras.....	84
45 Wis.-La Crosse.....	63
55 North Dakota St.....	77
69 Presentation.....	76
50 Minn.-Morris.....	69
56 Martin Luther ■.....	49
52 Northwestern (Minn.) ■.....	50
40 Crown.....	53
63 Northland Bapt. ■.....	37
62 Finlandia ■.....	65
54 St. Scholastica.....	65
58 Minn.-Morris ■.....	79
55 Presentation.....	63
56 Northwestern (Minn.).....	70
53 Martin Luther.....	62
71 Crown.....	60
56 St. Scholastica ■.....	59
59 St. Scholastica †.....	64

Nickname: Lumberjacks
 Colors: Navy, Orange & White
 Arena: Kendrigan Gymnasium
 Capacity: 1,200; Year Built: 1964
 AD: Steve Wammer
 SID: Dan Huntley

NORTHWEST MO. ST.

Maryville, MO 64468-6001.....II

Coach: Steve Tappmeyer,
 Southeast Mo. St. 1979

2003-04 RESULTS (29-5)

87 Bethany (Kan.) ■.....	54
78 Warner Southern ■.....	61
90 Eastern N.M. ■.....	82
83 Park †.....	60
91 Rockhurst.....	77
78 Central Bible (Mo.) ■.....	57
74 Lincoln (Mo.).....	70
77 Central Wash. †.....	74
72 Central Okla. †.....	57
85 Southwest Baptist ■.....	65
73 Mo.-Rolla ■.....	60
74 Mo. Western St.....	65
72 Mo. Southern St. ■.....	55
63 Washburn ■.....	72
72 Pittsburg St.....	70
68 Truman.....	63
84 Emporia St. ■.....	70
68 Central Mo. St. ■.....	58
81 Southwest Baptist.....	61
79 Central Mo. St.....	75
55 Emporia St.....	72
73 Truman ■.....	52
82 Pittsburg St. ■.....	64
59 Washburn.....	80
93 Mo. Southern St.....	81
90 Mo. Western St. ■.....	67
73 Mo.-Rolla.....	82
85 Mo. Southern St. †.....	74
87 Mo. Western St. †.....	65
78 Washburn †.....	71
77 Eastern N.M. †.....	57
62 Washburn †.....	61
62 Drury †.....	59
81 Southern Ind. †.....	88

Nickname: Bearcats
 Colors: Green & White
 Arena: Bearcat Arena
 Capacity: 2,500; Year Built: 1955
 AD: Bob Boerigter
 SID: Andy Seeley

NORTHWEST NAZARENE

Nampa, ID 83686II

Coach: Ed Weidenbach,
Northwest Nazarene

2003-04 RESULTS (10-16)

82	Southwest Baptist †	76
65	St. Leo †	62
94	Cascade ■	78
101	Warner Pacific ■	75
85	Seattle ■	68
60	Grand Canyon	57
82	Adams St. †	90
67	Westminster (Utah)	77
59	Cal St. Bakersfield	72
82	St. Martin's	94
79	Central Wash.	73
82	Western Wash. ■	87
68	Seattle Pacific ■	83
82	Alas. Anchorage	84
79	Alas. Fairbanks	80
78	Humboldt St. ■	90
99	Western Ore. ■	90
83	Central Wash. ■	88
73	St. Martin's ■	84
85	Seattle Pacific	94
77	Western Wash.	76
65	Alas. Fairbanks ■	70
82	Alas. Anchorage ■	71
55	Western Ore.	71
55	Humboldt St.	90
57	Seattle	58

Nickname: Crusaders
Colors: Red and Black
Arena: Montgomery Fieldhouse
Capacity: 3,500; Year Built: 1971
AD: Rich Sanders
SID: Craig Stensgaard

NORTHWESTERN

Evanston, IL 60208I

Coach: Bill Carmody, Union (N.Y.) 1975

2003-04 RESULTS (14-15)

56	Colorado ■	67
76	Chicago St. ■	60
53	DePaul	65
69	Northwestern St. ■	61
53	Florida St.	71
69	Bucknell ■	61
77	Bowling Green	60
63	Arizona St. ■	61
71	Ill.-Chicago	90
75	Rutgers †	80
47	Mississippi Val. †	49
54	Michigan	78
77	Iowa	68
70	Illinois ■	60
62	Indiana	73
61	Michigan St. ■	73
61	Penn St.	63
61	Minnesota ■	47
64	Ohio St.	72
69	Wisconsin ■	51
40	Purdue	39
65	Penn St. ■	52
56	Michigan St.	66
63	Indiana ■	59
56	Illinois	66
51	Iowa ■	49
56	Michigan ■	63
57	Penn St. †	52
55	Michigan St. †	68

Nickname: Wildcats
Colors: Purple & White
Arena: Welsh-Ryan Arena
Capacity: 8,117; Year Built: 1952
AD: Mark Murphy
SID: Michael Mahoney

NORTHWESTERN ST.

Natchitoches, LA 71497-0003I

Coach: Mike McConathy,
Louisiana Tech 1977

2003-04 RESULTS (11-17)

62	Oklahoma St.	90
49	Tulsa	78
88	LSU-Shreveport ■	80
61	Northwestern	69
67	Centenary (La.)	90
66	Tulane	83
80	Loyola (La.) ■	59
76	Troy St. ■	78
51	New Mexico	87
77	Arkansas St. †	80
64	Stephen F. Austin ■	63
84	McNeese St.	78
90	Nicholls St. ■	55
88	Lamar ■	68
87	Sam Houston St.	77
82	Texas-San Antonio	84
97	Huston-Tillotson ■	82
64	Texas St. ■	67
92	McNeese St. ■	81
97	Lamar	110
78	Nicholls St.	77
78	Southeastern La.	85
70	Sam Houston St. ■	72
68	Texas-Arlington ■	77
72	Texas-San Antonio ■	80
59	Stephen F. Austin	69
67	La.-Monroe	59
64	Southeastern La.	72

Nickname: Demons
Colors: Purple, White & Orange
Arena: Prather Coliseum
Capacity: 4,300; Year Built: 1963
AD: Gregory S. Burke
SID: Doug Ireland

NORTHWOOD

Midland, MI 48640-2398.....II

Coach: Bob Taylor, Arkansas Tech 1980

2003-04 RESULTS (17-12)

91	Rochester College ■	74
73	Hillsdale ■	67
82	Wayne St. (Mich.) ■	79
93	Finlandia ■	69
83	Albion ■	90
62	Gannon	70
68	Mercyhurst	71
62	Michigan Tech ■	65
78	Northern Mich. ■	65
54	Lewis	85
70	Hillsdale	82
81	Mich.-Dearborn ■	72
62	Findlay ■	75
87	Ashland ■	79
90	Saginaw Valley	82
77	Rochester College ■	62
75	Wayne St. (Mich.)	70
61	Hillsdale ■	65
56	Ferris St.	78
92	Grand Valley St.	83
78	Saginaw Valley ■	68
73	Lake Superior St. ■	64
63	Michigan Tech	61
53	Northern Mich.	71
73	Grand Valley St. ■	62
79	Ferris St. ■	83
86	Lake Superior St.	67
72	Ferris St.	71
61	Findlay †	74

Nickname: Timberwolves
Colors: Columbia Blue & White
Arena: E.W. Bennett Sports Center
Capacity: 1,500; Year Built: 1979
AD: Pat Riepma
SID: Travis McCurdy

NORWICH

Northfield, VT 05663III

Coach: Paul Booth,
St. Joseph's (Vt.) 1983

2003-04 RESULTS (17-11)

57	Western Conn. St. †	63
64	Vassar	60
78	Lyndon St.	90
82	St. Joseph (Conn.) ■	51
76	Wesleyan (Conn.) ■	66
62	Mass. Liberal Arts ■	59
55	Middlebury	66
52	Southern Vt. ■	63
70	Johnson & Wales	65
59	Emerson ■	50
78	Emmanuel (Mass.)	58
92	Suffolk ■	68
85	Albertus Magnus	66
74	Rivier ■	53
61	Emmanuel (Mass.) ■	52
73	Daniel Webster	53
54	Western New Eng.	65
80	Johnson & Wales ■	75
69	Southern Vt.	74
64	Emerson	70
83	Daniel Webster ■	60
60	Rivier	72
72	Western New Eng. ■	63
73	Suffolk	76
68	Albertus Magnus ■	65
43	Western New Eng. ■	40
56	Southern Vt.	67
49	Roger Williams	51

Nickname: Cadets
Colors: Maroon & Gold
Arena: Andrews Hall
Capacity: 1,500; Year Built: 1980
AD: Anthony A. Mariano
SID: Todd Bamford

NOTRE DAME

Notre Dame, IN 46556.....I

Coach: Mike Brey,
George Washington 1982

2003-04 RESULTS (19-13)

74	Northern Ill. ■	65
78	Mt. St. Mary's ■	64
58	Marquette	71
68	Central Mich. ■	69
63	Indiana ■	66
82	DePaul	69
78	American ■	74
79	Quinnipiac	62
84	Morehead St. ■	69
63	West Virginia ■	52
82	Villanova	78
71	Pittsburgh	74
70	Syracuse ■	81
74	Virginia Tech	63
63	Kentucky ■	71
72	Miami (Fla.) ■	62
70	Rutgers	81
69	Boston College	76
58	Pittsburgh ■	66
80	Connecticut ■	74
71	Seton Hall ■	68
84	Syracuse	72
50	Connecticut	61
59	Providence ■	73
75	UCLA	60
61	Georgetown ■	48
89	St. John's (N.Y.)	62
65	West Virginia †	64
58	Connecticut †	66
71	Purdue ■	59
77	St. Louis †	66
61	Oregon ■	65

Nickname: Fighting Irish
Colors: Blue & Gold
Arena: Joyce Center
Capacity: 11,418; Year Built: 1968
AD: Kevin White
SID: Bernadette Cafarelli

NOVA SOUTHEASTERN

Fort Lauderdale, FL 33314II

Coach: Tony McAndrews,
St. Ambrose 1966

2003-04 RESULTS (9-18)

85	P.R.-Mayaguez ■	68
73	Fla. Gulf Coast ■	89
87	P.R.-Cayey ■	56
63	Armstrong Atlantic †	73
59	P.R.-Bayamon †	57
69	North Fla. ■	73
51	Jacksonville	72
56	Francis Marion †	69
59	Virginia St. †	52
72	East Central †	50
87	Merrimack ■	89
92	Florida Tech ■	90
46	Barry	66
60	Tampa	74
63	Lynn ■	62
57	Fla. Southern ■	72
72	St. Leo	75
75	Rollins	81
75	Eckerd ■	81
58	Florida Tech	66
63	Tampa ■	74
66	Barry ■	57
53	Fla. Southern	68
45	Lynn	62
76	Rollins ■	87
97	St. Leo ■	94
56	Eckerd	80

Nickname: Knights
Colors: Navy Blue & Gray
AD: Michael Mominney
SID: Robert Prior

NYACK

Nyack, NY 10960-3698II

Coach: John D. Jones, Liberty 1989

2003-04 RESULTS (14-18)

64	East Stroudsburg ■	70
57	C.W. Post ■	94
47	Dillard	71
76	N.J. Inst. of Tech. ■	83
49	Phila. Sciences	68
50	Felician	74
85	Bloomfield	92
63	Phila. Sciences ■	68
56	Rollins	71
70	Mansfield †	83
77	Bryan	65
71	Wilmington (Del.) ■	63
79	Holy Family ■	71
64	Teikyo Post	73
88	Goldie-Beacom ■	68
92	Dominican (N.Y.) ■	66
67	Wilmington (Del.)	66
65	N.J. Inst. of Tech.	63
66	Felician	74
68	Bloomfield ■	70
66	Holy Family	79
74	Teikyo Post ■	73
65	Caldwell	61
65	Goldie-Beacom	58
70	Caldwell ■	60
46	Dominican (N.Y.)	63
55	Phila. Sciences	72
97	Roberts Wesleyan ■	83
72	Mt. Vernon Naz.	70
73	Oakland City †	67
59	Christian Heritage †	82
70	Bethel (Tenn.) †	88

Nickname: The Purple Pride
 Colors: Purple & White
 Arena: Bowman Center
 Capacity: 1,300; Year Built: 1974
 AD: Keith Davie
 SID: Randy Bowman

OAKLAND

Rochester, MI 48309-4401

Coach: Greg Kampe,
 Bowling Green 1978

2003-04 RESULTS (13-17)

93	San Diego †	68
79	Ill.-Chicago †	66
66	Xavier	76
58	Michigan	84
60	Cincinnati	89
85	Missouri ■	90
60	Detroit	76
90	Texas A&M ■	58
76	Northern Mich. ■	66
105	Saginaw Valley ■	78
70	Youngstown St.	67
63	Memphis	69
76	Valparaiso ■	79
74	Western Ill.	73
69	Chicago St.	70
79	IUPUI ■	83
73	Southern Utah ■	74
68	Centenary (La.)	83
68	Oral Roberts ■	70
82	UMKC ■	67
72	Valparaiso	77
77	Chicago St. ■	60
68	Southern Utah	78
58	UMKC	88
76	Centenary (La.) ■	64
76	IUPUI	73
75	Oral Roberts	84
88	IPFW ■	77
88	Western Ill. ■	59
64	Valparaiso †	73

Nickname: Golden Grizzlies
 Colors: Gold, Black & White
 Arena: Athletics Center 'O'Rena
 Capacity: 4,005; Year Built: 1998
 AD: Jack G. Mehl
 SID: Phil Hess

OAKLAND CITY

Oakland City, IN 47660-1099

Coach: Mike Sandifar,
 Okla. Panhandle 1971

2003-04 RESULTS (19-11)

68	Ohio Valley	50
64	Ala.-Huntsville ■	81
78	Bellarmine	85
66	Spalding †	70
41	Southern Ind.	98
91	Ohio-Lancaster ■	74
95	Ohio-Lancaster ■	57
91	Sanford Brown	53
58	Ala.-Huntsville	63
85	Salem Int'l ■	70
67	Southeast Mo. St.	79
97	Ind.-Northwest	53
66	Indianapolis	90
96	Temple Baptist ■	73
84	West Virginia St. ■	81
85	St. Louis Christian	44
123	Wesley (Miss.) ■	74
76	Lincoln (Mo.) ■	72
84	Ind.-Northwest ■	50
60	Drury	93
86	Miami-Middletown ■	62
77	Ky. Wesleyan	107
92	Cinn.-Clermont ■	63
86	Robert Morris-S'fiel ■	80
66	Drury ■	67

117	East-West U. ■	78
69	Crichton ■	67
67	Nyack †	73
82	Palm Beach Atl. †	69
75	Asbury †	73

Nickname: Mighty Oaks
 Colors: Navy & White
 Arena: Johnson Center
 Capacity: 1,600; Year Built: 1987
 AD: Mike Sandifar
 SID: Matt Baehr

OBERLIN

Oberlin, OH 44074

Coach: James Sullinger, Oberlin 1978

2003-04 RESULTS (7-18)

78	Heidelberg	73
52	John Jay †	66
77	Notre Dame (Ohio) ■	74
79	Manchester	75
66	Baldwin-Wallace ■	75
69	Earlham	73
69	La Roche	76
78	Bethany (W.V.) ■	70
63	Carnegie Mellon	83
48	Wittenberg ■	67
49	Wooster	92
56	Wabash	73
54	Ohio Wesleyan	93
62	Hiram ■	64
48	Allegheny	82
68	Kenyon ■	70
41	Penn St.-Behrend	61
68	Denison ■	79
69	Wabash ■	72
67	Ohio Wesleyan ■	81
57	Kenyon	67
70	Denison	61
69	Hiram	66
63	Allegheny ■	64
63	Earlham ■	62

Nickname: Yeomen
 Colors: Crimson & Gold
 Arena: Philips Gymnasium
 Capacity: 1,800; Year Built: 1971
 AD: Vin Lananna
 SID: Scott Wargo

OCCIDENTAL

Los Angeles, CA 90041

Coach: Brian Newhall, Occidental 1983

2003-04 RESULTS (16-9)

71	Pacific Union †	54
70	Cal Maritime †	35
58	Cal St. Monterey Bay †	60
79	San Jose Christian †	66
69	La Sierra ■	61
88	La Sierra	56
62	Chapman ■	60
63	Cal St. Fullerton	83
63	UNLV	78
71	Vassar ■	48
55	Concordia (Cal.) ■	77
89	Caltech ■	29
58	Claremont-MS ■	60
86	Whittier	80
127	Redlands	112
64	Pomona-Pitzer ■	65
70	La Verne	67
62	Cal Lutheran ■	57
76	Caltech	32
57	Claremont-MS	64
69	Whittier ■	51
131	Redlands ■	96
63	Pomona-Pitzer	68
94	La Verne ■	81
58	Cal Lutheran	75

Nickname: Tigers
 Colors: Orange & Black
 Arena: Rush Gymnasium
 Capacity: 1,800; Year Built: 1967
 AD: Dixon Farmer
 SID: Andrew Holmes

OGLETHORPE

Atlanta, GA 30319-2797

Coach: Philip Ponder, LaGrange 1995

2003-04 RESULTS (12-16)

97	LaGrange †	103
64	Maryville (Tenn.)	68
76	Shorter	85
91	Warren Wilson	40
91	Emory ■	102
105	Puget Sound ■	97
78	Rhodes ■	69
82	Hendrix ■	43
84	Millsaps ■	64
113	Carver Bible ■	63
88	Warren Wilson ■	22
76	Maryville (Tenn.) ■	94
67	Trinity (Tex.)	88
74	Southwestern (Tex.)	100
56	Rose-Hulman	74
62	DePauw	94
68	Sewanee ■	82
81	Centre ■	86
88	LaGrange ■	103
68	Rhodes	67
74	Hendrix	73
71	Millsaps	75
81	Emory	89
66	Trinity (Tex.) ■	68
84	Southwestern (Tex.) ■	76
71	Centre †	68
74	Rose-Hulman †	67
69	Trinity (Tex.) †	81

Nickname: Stormy Petrels
 Colors: Black & Gold
 Arena: Dorough Fieldhouse
 Capacity: 2,000; Year Built: 1962
 AD: Bob Unger
 SID: Jim Owen

OHIO

Athens, OH 45701

Coach: Tim O'Shea,
 Boston College 1984

2003-04 RESULTS (10-20)

64	Mercer †	67
51	Coppin St. †	47
60	UC Irvine †	63
66	Toledo	72
64	Boston U. ■	67
71	Brown ■	62
60	DePaul	63
46	San Francisco	53
63	Navy	52
48	Wisconsin †	71
63	Northern Ill.	73
91	Duquesne	96
71	Kent St.	80
90	Buffalo	76
80	Northern Ill. ■	59
76	Akron	84
60	Marshall	74
73	Western Mich.	96
73	Central Mich. ■	61
67	Miami (Ohio) ■	64
88	Ball St. ■	84
71	Bowling Green	81
83	Akron ■	79
63	Miami (Ohio)	64
63	Butler	64
64	Eastern Mich.	75
68	Marshall ■	71
49	Buffalo	77

60	Kent St. ■	59
54	Bowling Green	56

Nickname: Bobcats
 Colors: Hunter Green & White
 Arena: Convocation Center
 Capacity: 13,000; Year Built: 1968
 AD: Thomas C. Boeh
 SID: Jim Stephan

OHIO NORTHERN

Ada, OH 45810

Coach: Joe Campoli, Rhode Island 1964

2003-04 RESULTS (19-8)

62	Ohio Wesleyan †	48
73	Calvin	65
37	Muskingum	47
79	Capital ■	70
98	Wilmington (Ohio) ■	64
63	Marietta	74
81	Defiance ■	59
67	Wittenberg	85
85	Illinois Col. †	49
79	Linfield †	53
71	Wartburg †	61
89	Baldwin-Wallace ■	80
70	John Carroll	73
76	Heidelberg	63
69	Mount Union ■	66
67	Otterbein	73
78	Marietta ■	55
62	Wilmington (Ohio)	58
76	Mount Union	58
83	Otterbein ■	60
76	Muskingum ■	61
69	Baldwin-Wallace	78
74	John Carroll ■	72
86	Heidelberg	62
73	Capital	79
77	Capital ■	68
62	John Carroll	79

Nickname: Polar Bears
 Colors: Burnt Orange & Black
 Arena: ONU Sports Center
 Capacity: 3,200; Year Built: 1975
 AD: Thomas E. Simmons
 SID: Tim Glon

OHIO ST.

Columbus, OH 43210

Coach: Jim O'Brien,
 Boston College 1971

2003-04 RESULTS (14-16)

65	San Francisco	76
61	San Diego St. †	83
77	Central Mich. †	71
67	Villanova †	66
53	Georgia Tech ■	73
62	Virginia Tech †	57
80	Samford ■	62
70	Furman ■	68
59	Seton Hall	75
69	Eastern Ill. ■	50
71	Dartmouth ■	58
60	UMBC ■	44
72	Texas Tech ■	80
63	Illinois	85
47	Penn St.	64
73	Minnesota ■	62
61	Indiana ■	69
65	Iowa	79
57	Wisconsin ■	69
65	Purdue	59
72	Northwestern ■	64
70	Michigan St. ■	84
48	Wisconsin	78
67	Iowa ■	78
59	Indiana	56
70	Minnesota	59

64 Michigan75
 71 Penn St. ■64
 63 Illinois ■64
 69 Indiana †83

Nickname: Buckeyes
 Colors: Scarlet & Gray
 Arena: Value City Arena
 Capacity: 19,200; Year Built: 1998
 AD: Ferdinand A. Geiger
 SID: Dan Wallenberg

OHIO VALLEY

Vienna, WV 26105II

Coach: Bill McGee, Lubbock Chrst. 1982

2003-04 RESULTS (3-25)

50 Oakland City ■68
 92 Concord102
 82 St. Paul's †58
 61 Marietta79
 55 California (Pa.)80
 69 West Virginia St.116
 57 California (Pa.) ■87
 59 Wheeling Jesuit91
 63 Fairmont St. †66
 74 Glenville St. ■80
 68 West Va. Wesleyan ■73
 67 Alderson-Broaddus73
 67 Davis & Elkins81
 89 Bluefield St. ■80
 57 Fairmont St.77
 95 West Liberty St. ■63
 66 Salem Int'l86
 57 Wheeling Jesuit ■83
 64 Shepherd82
 84 West Virginia St. ■95
 73 West Va. Tech89
 76 Charleston (W.V.)93
 89 Concord ■92
 63 Fairmont St. ■76
 84 West Liberty St.85
 74 Salem Int'l82
 65 Wheeling Jesuit105
 61 Alderson-Broaddus75

Nickname: Fighting Scots
 Colors: Royal Blue & Red
 AD: Ron Pavan
 SID: To be named

OHIO WESLEYAN

Delaware, OH 43015III

Coach: Mike DeWitt,
 Ohio Wesleyan 1987

2003-04 RESULTS (19-8)

48 Ohio Northern †62
 100 Grace Bible (Mich.) †85
 52 Eastern Ky.106
 77 Mount Union †76
 69 Capital †65
 55 Wooster81
 76 Ohio Dominican ■63
 89 Maryville (Tenn.) †88
 64 Otterbein65
 78 Kenyon56
 84 Case Reserve73
 84 Denison ■61
 72 Hiram32
 93 Oberlin ■54
 79 Allegheny ■63
 49 Wittenberg70
 91 Earlham ■60
 69 Wabash66
 70 Hiram ■47
 81 Oberlin67
 77 Earlham60
 66 Wabash ■47
 70 Allegheny54
 50 Wittenberg ■60
 52 Wooster ■63
 90 Earlham51
 67 Wooster †72

Nickname: Battling Bishops
 Colors: Red & Black
 Arena: Branch Rickey Arena
 Capacity: 2,300; Year Built: 1976
 AD: John A. Martin
 SID: Mark Beckenbach

OKLAHOMA

Norman, OK 73019I

Coach: Kelvin Sampson,
 UNC Pembroke 1978

2003-04 RESULTS (20-11)

69 Eastern Wash. ■59
 84 Oral Roberts ■68
 81 Tulsa ■73
 94 Ark.-Pine Bluff ■24
 80 Michigan St. †77
 47 Purdue ■45
 83 Prairie View ■56
 68 Jackson St. ■46
 72 Tex.-Pan American ■57
 58 Princeton †55
 59 Connecticut86
 56 Oklahoma St.77
 75 Missouri ■79
 47 Texas Tech67
 61 Kansas St. ■49
 78 Baylor67
 52 Nebraska50
 75 Iowa St. ■48
 37 Texas66
 63 Texas Tech ■48
 78 Texas A&M72
 52 Oklahoma St. ■65
 63 Texas ■68
 87 Colorado94
 58 Kansas79
 86 Texas A&M60
 46 Baylor ■41
 63 Nebraska †59
 63 Texas †66
 70 LSU ■61
 52 Michigan63

Nickname: Sooners
 Colors: Crimson & Cream
 Arena: Lloyd Noble Center
 Capacity: 12,000; Year Built: 1975
 AD: Joseph R. Castiglione
 SID: Mike Houck

OKLA. PANHANDLE

Goodwell, OK 73939II

Coach: Earl Trice, Carthage 1992

2003-04 RESULTS (2-22)

77 Wayland Baptist95
 66 Southwestern Okla. ■93
 83 Emporia St. †94
 41 Central Mo. St.87
 54 Southwestern Okla.85
 61 Fort Hays St.97
 71 Eastern N.M. ■97
 51 Stephen F. Austin108
 66 West Tex. A&M ■68
 52 Eastern N.M.92
 71 Drury88
 75 West Tex. A&M84
 81 Lincoln (Mo.) ■70
 73 Rockhurst ■89
 37 St. Mary's (Tex.)95
 68 Incarnate Word79
 79 St. Edward's81
 72 Drury ■83
 72 Fort Hays St. ■95
 73 Lincoln (Mo.)91
 85 Rockhurst105
 61 St. Mary's (Tex.) ■73
 76 Incarnate Word ■79
 88 St. Edward's ■79

Nickname: Aggies
 Colors: Navy, Scarlet, and White
 Arena: Carl Williams Field House
 Capacity: 2,800; Year Built: 1909
 AD: Wayne Stewart
 SID: Scott Puryear

OKLAHOMA ST.

Stillwater, OK 74078-5070I

Coach: Eddie Sutton,
 Oklahoma St. 1958

2003-04 RESULTS (31-4)

90 Northwestern St. ■62
 82 Colorado St. ■49
 84 Pepperdine ■82
 83 Texas-San Antonio ■53
 71 Brigham Young †76
 93 Southeastern Okla. ■46
 73 Arkansas58
 96 Tex.-Pan American ■61
 65 Samford50
 89 Southern Methodist ■54
 84 Tex. A&M-Corp. Chris ■52
 62 Texas Tech83
 77 Oklahoma ■56
 57 Kansas St.56
 71 Colorado ■62
 72 Texas67
 70 Texas Tech ■66
 91 Texas A&M79
 88 Iowa St.67
 80 Kansas ■60
 91 Baylor ■58
 65 Oklahoma52
 87 Nebraska ■83
 92 Missouri93
 72 Baylor65
 76 Texas ■67
 70 Texas A&M ■41
 83 Iowa St. †75
 82 Texas Tech †77
 65 Texas †49
 75 Eastern Wash. †56
 70 Memphis †53
 63 Pittsburgh †51
 64 St. Joseph's †62
 65 Georgia Tech †67

Nickname: Cowboys
 Colors: Orange & Black
 Arena: Gallagher-Iba Arena
 Capacity: 13,611; Year Built: 1938
 AD: Harry Birdwell
 SID: Mike Noteware

OLD DOMINION

Norfolk, VA 23529-0197I

Coach: Blaine Taylor, Montana 1982

2003-04 RESULTS (17-12)

64 North Carolina90
 72 St. Joseph's ■75
 94 Virginia Tech92
 102 Charlotte ■105
 77 Morgan St. ■62
 49 South Ala.62
 87 Liberty ■66
 72 George Washington ■62
 74 VMI ■52
 65 Drexel ■58
 74 George Mason71
 71 Hofstra ■66
 81 James Madison60
 62 Delaware64
 67 Va. Commonwealth ■75
 70 Towson86
 77 William & Mary49
 55 UNC Wilmington ■51
 88 Towson ■62
 68 UNC Wilmington58
 79 Hofstra80

71 James Madison ■57
 85 Delaware ■74
 66 Drexel82
 72 Va. Commonwealth78
 79 William & Mary ■76
 66 George Mason ■70
 82 Hofstra †68
 67 Va. Commonwealth †84

Nickname: Monarchs
 Colors: Slate Blue, Sky Blue, & Silver
 Arena: Ted Constant Convocation Ctr.
 Capacity: 8,600; Year Built: 2002
 AD: Jim Jarrett
 SID: Carol Hudson

OLD WESTBURY

Old Westbury, NY 11568-0210III

Coach: Bernard Tomlin, Hofstra 1976

2003-04 RESULTS (19-9)

73 Purchase St. ■61
 61 NYIT82
 74 Maritime (N.Y.)63
 93 Hunter ■78
 75 Mt. St. Vincent ■60
 87 Villa Julie ■70
 76 City Tech74
 65 Alvernia †87
 82 Hobart †86
 59 Yale89
 65 Trinity (Conn.)80
 89 Maritime (N.Y.) ■51
 46 Drew51
 75 Manhattanville79
 76 Merchant Marine ■62
 77 St. Joseph's (L.I.) ■55
 72 Farmingdale71
 70 Stevens Institute ■55
 92 Centenary (N.J.)82
 74 Merchant Marine70
 61 Farmingdale ■58
 86 St. Joseph's (L.I.)61
 64 Mt. St. Mary (N.Y.)72
 67 Yeshiva ■50
 60 Yeshiva ■42
 73 Farmingdale ■66
 68 Mt. St. Mary (N.Y.) ■66
 50 Catholic75

Nickname: Panthers
 Colors: Forest Green & White
 Arena: Clark Athletic Center
 Capacity: 2,500; Year Built: 1981
 AD: John Lonardo
 SID: Matt Farrand

OLIVET

Olivet, MI 49076III

Coach: Steve Hettinga, Olivet 1993

2003-04 RESULTS (11-15)

75 Olivet Nazarene †76
 59 Kalamazoo †62
 39 Hanover74
 72 Wittenberg †73
 74 Madonna71
 105 Andrews (Mich.) ■48
 112 Davenport72
 75 Concordia (Mich.) ■58
 89 Grace (Ind.) ■83
 71 Manchester63
 80 Cornerstone ■103
 62 Albion58
 52 Kalamazoo50
 81 Alma ■65
 78 Calvin84
 63 Hope ■79
 112 Tri-State ■120
 68 Adrian85
 55 Albion80
 67 Kalamazoo ■66
 61 Alma76

59 Calvin ■	81
59 Hope	76
97 Tri-State	102
64 Adrian ■	62
67 Adrian	88

Nickname: Fighting Comets
 Colors: Red & White
 Arena: Upton Gymnasium
 Capacity: 1,500; Year Built: 1981
 AD: Dave Price
 SID: Geoffrey Henson

ONEONTA ST.

Oneonta, NY 13820-4015III

Coach: Paul Clune, Rochester Inst. 1984

2003-04 RESULTS (4-20)

53 MIT †	65
66 Curry †	79
106 New Paltz St.	101
76 Buffalo St. ■	77
52 Fredonia St. ■	70
52 St. Lawrence	89
75 Keuka	83
48 Plattsburgh St.	64
71 Utica/Rome	83
48 Utica ■	69
89 Hartwick	76
60 Geneseo St. ■	77
62 Brockport St. ■	93
54 Ithaca	69
60 Geneseo St.	80
69 Mt. St. Mary (N.Y.)	71
70 Potsdam St. ■	63
62 Plattsburgh St. ■	81
59 Cortland St. ■	77
65 Buffalo St.	79
64 Fredonia St.	93
73 New Paltz St. ■	64
56 Oswego St.	71
58 Potsdam St.	87

Nickname: Red Dragons
 Colors: Red & White
 Arena: Dewar Arena
 Capacity: 4,000; Year Built: 1999
 AD: Steve Garner
 SID: Geoff Hassard

ORAL ROBERTS

Tulsa, OK 74171I

Coach: Scott Sutton, Oklahoma St. 1994

2003-04 RESULTS (17-11)

63 South Carolina St. †	60
68 Oklahoma	84
79 Chattanooga ■	81
118 Okla. Wesleyan ■	53
83 Northern Ariz. ■	70
71 Arkansas	77
87 Tulsa ■	81
80 Minnesota	100
80 Loyola (Ill.)	78
94 St. Gregory's ■	72
76 Wichita St.	73
91 UMKC	71
75 Southern Utah	64
89 Western Ill. ■	70
87 Valparaiso ■	81
85 Centenary (La.) ■	71
66 Chicago St.	74
70 Oakland	68
105 IUPUI	108
71 UMKC ■	77
96 IUPUI ■	104
73 Valparaiso	84
74 Western Ill.	66
75 Chicago St. ■	61
84 Oakland ■	75
68 Centenary (La.)	71
84 Southern Utah ■	73
73 UMKC	86

Nickname: Golden Eagles
 Colors: Gold, Navy Blue & White
 Arena: Mabee Center
 Capacity: 10,575; Year Built: 1972
 AD: R. Michael Carter
 SID: Cory Rogers

OREGON

Eugene, OR 97401I

Coach: Ernie Kent, Oregon 1977

2003-04 RESULTS (18-13)

80 Fresno St. ■	67
62 Portland St. ■	55
90 Marshall †	61
67 Kansas †	77
94 Santa Clara ■	71
86 Alabama †	87
88 Portland	70
92 Southern California	74
74 UCLA	81
81 Oregon St.	90
84 Washington ■	74
60 Washington St. ■	45
83 Arizona St.	76
66 Arizona	90
68 California ■	56
80 Stanford ■	83
81 Oregon St. ■	74
74 Washington	83
67 Washington St.	62
87 Arizona ■	100
75 Arizona St. ■	86
81 California	85
55 Stanford	76
75 Southern California ■	70
60 UCLA ■	59
87 California †	82
63 Stanford †	70
77 Colorado ■	72
68 George Mason ■	54
65 Notre Dame	61
53 Michigan †	78

Nickname: Ducks
 Colors: Green & Yellow
 Arena: McArthur Court
 Capacity: 9,087; Year Built: 1927
 AD: William Moos
 SID: Greg Walker

OREGON ST.

Corvallis, OR 97331I

Coach: Jay John, Arizona 1981

2003-04 RESULTS (12-16)

70 Prairie View ■	53
89 Portland ■	97
57 IPFW	55
66 Colorado	81
87 Kansas St. ■	82
84 Willamette ■	53
67 Hawaii	70
80 Boise St. ■	82
76 Sacramento St. ■	73
71 Jackson St. ■	59
66 UCLA	77
82 Southern California	91
90 Oregon ■	81
52 Washington St. ■	41
99 Washington ■	103
75 Arizona	109
79 Arizona St.	83
48 Stanford ■	62
74 California ■	88
74 Oregon	81
65 Washington St.	58
79 Washington	80
68 Arizona St. ■	61
90 Arizona ■	84
47 Stanford	73
58 California	75

65 UCLA ■	56
60 Southern California ■	63

Nickname: Beavers
 Colors: Orange & Black
 Arena: Gill Coliseum
 Capacity: 10,400; Year Built: 1950
 AD: Bob DeCarolis
 SID: Steve Fenk

OSWEGO ST.

Oswego, NY 13126III

Coach: Kevin Broderick, Nazareth 1989

2003-04 RESULTS (18-9)

72 D'Youville ■	57
64 St. Lawrence ■	83
85 Nazareth ■	82
64 Buffalo St.	72
64 Geneseo St. ■	61
60 Brockport St. ■	84
89 Hilbert ■	40
64 St. Lawrence	74
78 St. John Fisher †	66
73 D'Youville	57
85 Medaille	73
75 Potsdam St. ■	66
84 Utica/Rome	83
75 Fredonia St.	77
75 New Paltz St.	64
60 Cortland St.	72
72 Potsdam St.	68
85 New Paltz St. ■	54
71 Brockport St.	74
93 Plattsburgh St.	81
70 Utica/Rome	67
64 Utica ■	61
71 Oneonta St. ■	56
56 Buffalo St. ■	49
82 Fredonia St. ■	45
62 Plattsburgh St. ■	65
65 Clarkson ■	72

Nickname: Lakers
 Colors: Hunter Green and Golden Yellow
 Arena: Max Ziel Gymnasium
 Capacity: 3,500; Year Built: 1968
 AD: Timothy Hale
 SID: Lyle Fulton

OTTERBEIN

Westerville, OH 43081-2006....III

Coach: Dick Reynolds, Otterbein 1965

2003-04 RESULTS (20-7)

79 Brockport St. †	72
66 Wooster	72
74 Washington-St. Louis †	72
112 Fontbonne	75
96 Heidelberg ■	72
66 Baldwin-Wallace	63
67 Wittenberg	57
73 Mount Union	84
65 Capital	57
80 Westminster (Pa.) ■	65
65 Ohio Wesleyan ■	64
77 Marietta ■	69
60 Muskingum ■	58
75 Wilmington (Ohio)	65
69 John Carroll	72
73 Ohio Northern ■	67
82 Mount Union ■	85
78 Heidelberg	85
100 John Carroll ■	83
60 Ohio Northern	83
75 Capital ■	73
66 Marietta	59
60 Muskingum	59
74 Wilmington (Ohio) ■	67
86 Baldwin-Wallace ■	76
73 Muskingum ■	60
73 Mount Union †	82

Nickname: Cardinals
 Colors: Tan & Cardinal
 Arena: The Rike Center
 Capacity: 3,100; Year Built: 1974
 AD: Richard E. Reynolds
 SID: Ed Syguda

OUACHITA BAPTIST

Arkadelphia, AR 71998-0001....II

Coach: Charlie Schaefer, Texas Tech 1993

2003-04 RESULTS (19-9)

71 North Ala. ■	64
61 West Ga.	81
63 West Ala. †	45
52 Southwestern Okla. †	54
64 Colorado St.-Pueblo †	77
79 Philander Smith ■	65
87 Texas-Arlington	91
86 Central Baptist ■	61
66 Drury †	59
75 Lane †	61
90 St. Edward's ■	63
80 Southern Ark. ■	57
62 Central Ark.	55
81 Christian Bros. ■	72
80 Arkansas Tech	66
75 Henderson St. ■	71
76 Harding	71
67 Delta St. ■	58
70 Ark.-Monticello ■	64
72 Southern Ark.	69
67 Central Ark. ■	68
68 Christian Bros.	62
90 Arkansas Tech ■	59
63 Henderson St.	84
73 Harding ■	83
67 Delta St.	65
72 Ark.-Monticello	74
53 Montevallo †	67

Nickname: Tigers
 Colors: Purple & Gold
 Arena: Vining Arena
 Capacity: 2,500; Year Built: 1966
 AD: David R. Sharp
 SID: Chris Babb

OZARKS (ARK.)

Clarksville, AR 72830-2880.....III

Coach: Matt O'Connor, Davidson 1991

2003-04 RESULTS (11-14)

94 Southern Ark. †	98
59 Central Ark.	79
85 Hardin-Simmons	70
93 McMurry	95
64 Mary Hardin-Baylor ■	59
73 Concordia-Austin ■	69
66 Arkansas Tech	79
75 Sul Ross St.	89
70 Howard Payne	94
76 Schreiner ■	80
70 Texas Lutheran ■	80
80 Austin ■	78
91 East Tex. Baptist ■	78
93 LeTourneau ■	100
85 Texas-Tyler	80
81 Texas-Dallas	68
67 Louisiana Col.	68
70 Mississippi Col.	83
104 Louisiana Col. ■	77
65 Mississippi Col. ■	80
75 East Tex. Baptist	82
85 LeTourneau	74
83 Austin	80
97 Texas-Tyler ■	89
67 Texas-Dallas ■	70

Nickname: Eagles
 Colors: Purple & Gold

Arena: Mabee Gym
Capacity: 2,500; Year Built: 1958
AD: Dave DeHart
SID: Josh Peppas

PACE

Pleasantville, NY 10570-2799 ...II

Coach: Jim Harter, Delaware 1982

2003-04 RESULTS (17-11)

78 NYIT ■	52
111 Bloomfield ■	85
67 Le Moyne	51
77 St. Anselm ■	84
78 Caldwell	65
96 Southern Conn. St. ■	59
95 St. Rose	103
71 American Int'l ■	62
98 Virgin Islands	61
94 Molloy	56
77 Bryant	72
69 Assumption	72
69 Franklin Pierce ■	73
67 Mass.-Lowell	84
64 Southern N.H. ■	42
70 Bentley	72
63 Stonehill	61
63 Merrimack ■	54
69 Southern Conn. St.	48
73 St. Rose ■	71
73 Le Moyne ■	67
58 St. Michael's	62
68 St. Anselm	94
62 Merrimack	69
71 Stonehill ■	63
64 Bentley ■	77
84 St. Michael's ■	69
63 Merrimack ■	81

Nickname: Setters
Colors: Navy & Gold
Arena: Goldstein Athletics Center
Capacity: 2,400; Year Built: 2002
AD: Joseph F. O'Donnell
SID: Ken Sweeten

PACIFIC

Stockton, CA 95211I

Coach: Bob Thomason, Pacific 1971

2003-04 RESULTS (25-8)

76 San Jose St. ■	65
69 Duke †	82
59 Canisius †	62
62 Texas St. †	55
82 Nevada ■	76
51 Fresno St. ■	66
61 Santa Clara	72
73 Lamar	71
72 San Francisco	73
55 St. Joseph's	73
68 Cal St. Stanislaus ■	47
73 UC Riverside	59
66 Cal St. Fullerton	64
70 Long Beach St. ■	55
67 UC Irvine ■	52
51 Utah St.	66
63 Idaho	62
88 Cal Poly ■	64
76 UC Santa Barb. ■	56
86 Cal St. Northridge	78
64 UC Irvine	52
67 Long Beach St.	58
62 Idaho ■	56
64 Utah St. ■	60
61 UC Santa Barb.	58
76 Cal Poly	64
69 Cal St. Northridge ■	62
78 Cal St. Fullerton ■	62
92 UC Riverside ■	57
67 Idaho †	61
75 Cal St. Northridge †	73

66 Providence †	58
63 Kansas †	78

Nickname: Tigers
Colors: Orange & Black
Arena: A.G. Spanos Center
Capacity: 6,150; Year Built: 1981
AD: Lynn King
SID: Mike Millerick

PACIFIC (ORE.)

Forest Grove, OR 97116-1797...III

Coach: Ken Schumann,
George Fox 1981

2003-04 RESULTS (11-14)

63 Northwest (Wash.) ■	65
64 Concordia (Ore.) ■	84
55 Multnomah Bible	42
43 Portland St.	71
72 Concordia (Ore.)	82
60 Claremont-MS	69
80 Northwest Chrst. ■	63
93 Puget Sound ■	99
77 George Fox	67
71 Linfield ■	74
101 Multnomah Bible ■	39
72 Whitworth	70
78 Whitman	64
59 Lewis & Clark ■	72
54 Willamette ■	61
69 Pacific Lutheran	60
73 Puget Sound	90
55 Linfield	76
68 George Fox ■	62
64 Northwest Chrst.	62
77 Whitworth ■	86
69 Whitman ■	66
49 Willamette	67
50 Lewis & Clark	68
70 Pacific Lutheran ■	57

Nickname: Boxers
Colors: Red, Black & White
Arena: Pacific Athletic Center
Capacity: 2,500; Year Built: 1970
AD: Judy Sherman
SID: Blake Timm

PACIFIC LUTHERAN

Tacoma, WA 98447-0003III

Coach: Dave Harshman,
Washington St. 1970

2003-04 RESULTS (6-19)

63 Wis.-River Falls †	74
71 Bethany (Cal.) †	43
80 Evergreen St. †	73
67 Lewis-Clark St. †	72
69 Carroll (Mont.) †	71
74 San Jose Christian †	55
63 Lewis-Clark St. ■	77
53 Oregon Tech ■	89
82 Western Wash.	89
57 Linfield	58
76 George Fox	67
56 Whitworth ■	61
61 Whitman ■	66
54 Lewis & Clark	79
71 Willamette	82
103 Puget Sound	109
60 Pacific (Ore.) ■	69
66 Linfield ■	68
72 George Fox ■	82
47 Whitworth	70
77 Whitman	71
74 Lewis & Clark ■	68
73 Willamette ■	87
79 Puget Sound ■	93
57 Pacific (Ore.)	70

Nickname: Lutes
Colors: Black & Gold

Arena: Olson Auditorium
Capacity: 3,200; Year Built: 1969
AD: Paul Hoseith
SID: Dave Girrard

PAINE

Augusta, GA 30901-3182II

Coach: Ron Spry, Campbellsville 1975

2003-04 RESULTS (12-16)

60 Armstrong Atlantic ■	61
63 Belmont Abbey ■	69
71 Fayetteville St. ■	83
50 Armstrong Atlantic	61
84 Kentucky St. ■	77
62 Lane ■	61
59 Augusta St.	48
76 LeMoyne-Owen ■	78
51 Miles ■	47
64 Clark Atlanta	81
57 Morehouse	62
74 Kentucky St.	73
76 Lane	86
74 Fort Valley St. ■	71
59 Albany St. (Ga.) ■	69
84 LeMoyne-Owen	69
69 Miles	66
78 Benedict	89
54 Stillman ■	50
59 Tuskegee	60
72 Clark Atlanta ■	58
69 Morehouse ■	79
57 Stillman	40
53 Tuskegee ■	61
44 Fort Valley St.	70
62 Albany St. (Ga.)	69
62 Benedict ■	60
60 Kentucky St. †	61

Nickname: Lions
Colors: Purple & White
Arena: Randall Carter Gymnasium
Capacity: 1,200; Year Built: 1952
AD: Ronnie O. Spry
SID: Kimberly May

PENNSYLVANIA

Philadelphia, PA 19104-6322I

Coach: Fran Dunphy, La Salle 1970

2003-04 RESULTS (17-10)

53 Wisconsin ■	64
79 Drexel	73
52 Michigan St.	77
86 Indiana St. †	48
59 St. Joseph's ■	67
63 Villanova ■	73
58 Bucknell	49
63 St. John's (N.Y.) †	61
49 Manhattan †	47
88 Lafayette ■	68
72 Rider	77
71 La Salle	47
69 Temple ■	73
52 Yale	54
88 Brown	92
104 Harvard	69
67 Dartmouth ■	49
67 Princeton	52
91 Columbia	76
79 Cornell	52
74 Brown ■	78
69 Yale ■	61
84 Cornell ■	69
64 Columbia ■	50
81 Dartmouth	59
77 Harvard	56
70 Princeton ■	76

Nickname: Quakers
Colors: Red & Blue

Arena: The Palestra
Capacity: 8,722; Year Built: 1927
AD: Steve Bilsky
SID: Carla Zighelboim

PENN ST.

University Park, PA 16802I

Coach: Ed DeChellis, Penn St. 1982

2003-04 RESULTS (9-19)

78 Georgetown ■	79
67 St. Francis (Pa.) ■	58
67 Buffalo	64
73 Cleveland St. ■	62
37 Pittsburgh	64
47 Rutgers ■	60
56 Temple	67
68 St. Francis (N.Y.) ■	64
73 Arkansas St. †	61
63 New Mexico	82
58 Bucknell ■	46
75 Minnesota ■	72
64 Ohio St. ■	47
58 Michigan St.	76
37 Illinois	80
59 Michigan ■	69
63 Northwestern ■	61
58 Iowa	77
47 Purdue ■	62
56 Indiana ■	75
52 Northwestern	65
53 Michigan	76
58 Illinois	66
45 Wisconsin	68
42 Michigan St. ■	67
64 Ohio St.	71
62 Minnesota	78
52 Northwestern †	57

Nickname: Nittany Lions
Colors: Blue & White
Arena: Bryce Jordan Center
Capacity: 15,261; Year Built: 1996
AD: Timothy M. Curley
SID: Patrick Donghia

PENN ST.-ALTOONA

Altoona, PA 16601-3760.....III

Coach: Armon Gilliam, UNLV 1985

2003-04 RESULTS (7-18)

77 Susquehanna	89
75 New Jersey City †	77
32 Mansfield	84
70 Waynesburg	87
92 Pitt.-Greensburg ■	97
46 Messiah	56
72 Holy Family	81
85 Waynesburg ■	66
37 Penn St.-Behrend	64
76 Hood ■	59
57 La Roche	68
63 Hood	70
72 Mt. Aloysius ■	70
54 Frostburg St. ■	66
56 Lake Erie	57
74 Pitt.-Bradford ■	62
41 Penn St.-Behrend ■	57
91 Bethany (W.V.) ■	85
76 Pitt.-Greensburg	82
66 Mt. Aloysius	68
74 La Roche ■	65
61 Lake Erie ■	52
70 Frostburg St.	74
62 Pitt.-Bradford	64
69 Pitt.-Greensburg	74

Nickname: Lions
Colors: Navy Blue & White
AD: Fredina M. Ingold
SID: Brent Baird

PENN ST.-BEHREND

Erie, PA 16563-0101III

Coach: Dave Niland, Le Moyne 1989

2003-04 RESULTS (22-4)

66	Medaille ■	30
73	Goucher ■	71
66	Grove City ■	59
91	Westminster (Pa.) ■	63
70	Pitt.-Bradford	56
75	Allegheny ■	67
77	Fredonia St.	46
53	Skidmore †	57
68	Hartwick †	52
91	Mt. Aloysius ■	46
64	Penn St.-Altoona ■	37
72	Lake Erie	49
57	Frostburg St. ■	46
60	Medaille	28
69	La Roche ■	66
61	Oberlin ■	41
81	Pitt.-Greensburg	66
57	Penn St.-Altoona	41
69	Pitt.-Bradford ■	52
62	Frostburg St.	54
77	Lake Erie ■	56
58	La Roche	60
63	Hilbert	46
69	Pitt.-Greensburg ■	51
57	La Roche ■	66
58	Potsdam St. ■	60

Nickname: Lions
 Colors: Blue & White
 Arena: Athletics & Recreation Cn
 Capacity: 1,600; Year Built: 2000
 AD: Brian Streeter
 SID: Paul Benim

PEPPERDINE

Malibu, CA 90263I

Coach: Paul Westphal,
 Southern California 1972

2003-04 RESULTS (15-16)

77	Dayton ■	90
94	Colorado ■	77
82	Oklahoma St.	84
74	Cal St. Fullerton ■	78
62	UC Santa Barb.	65
87	Long Beach St. ■	73
95	Lipscomb	74
72	Maryland	96
83	UC Irvine	85
81	Bradley ■	80
82	American †	69
56	Fairfield †	60
72	IUPUI †	76
65	Colorado St. †	91
69	Utah	76
70	Gonzaga ■	87
97	Portland ■	88
68	Santa Clara	75
88	San Diego	79
82	Loyola Marymount ■	67
86	St. Mary's (Cal.) ■	82
69	San Francisco ■	81
73	Gonzaga	93
71	Portland	67
91	San Diego ■	73
93	Santa Clara ■	90
67	Loyola Marymount	65
93	San Francisco	80
95	St. Mary's (Cal.)	104
78	Loyola Marymount †	67
74	St. Mary's (Cal.) †	79

Nickname: Waves
 Colors: Blue & Orange
 Arena: Firestone Fieldhouse
 Capacity: 3,104; Year Built: 1973
 AD: John G. Watson
 SID: Al Barba

PFEIFFER

Misenheimer, NC 28109-0960 ..II

Coach: Dave Davis, Brevard 1971

2003-04 RESULTS (31-3)

108	N.C. Central ■	82
98	Kutztown †	87
91	Shepherd	85
96	Wingate ■	78
95	Longwood ■	79
96	Shawnee St. ■	80
97	Mount Olive	72
107	Columbia Union	92
79	Belmont Abbey ■	63
84	Coker	72
111	Lees-McRae	104
97	Limestone ■	80
88	Anderson (S.C.)	75
86	St. Andrews	85
86	Barton ■	77
96	Erskine	63
86	Coker ■	53
106	Queens (N.C.) ■	102
86	Belmont Abbey	79
105	Mount Olive	108
86	Anderson (S.C.) ■	78
95	Queens (N.C.)	86
86	Lees-McRae ■	67
67	Barton	72
114	Limestone	85
108	St. Andrews ■	85
93	Erskine ■	48
110	Limestone ■	86
105	Belmont Abbey †	91
106	Mount Olive †	95
104	Indiana (Pa.) ■	91
121	Cheyney ■	101
106	Alderson-Broadus ■	77
79	Kennesaw St. †	86

Nickname: Falcons
 Colors: Black & Gold
 Arena: Merner Gymnasium
 Capacity: 2,500; Year Built: 1971
 AD: Chris Pollard
 SID: Jeff Childress

PHILA. BIBLE

Langhorne, PA 19047-2990III

Coach: Dick Beach, King's (N.Y.) 1971

2003-04 RESULTS (13-12)

80	Westminster (Pa.)	94
69	Lake Erie †	85
69	Delaware Valley	59
66	Swarthmore	82
93	Washington Bible ■	31
60	TCNJ	81
67	Rowan	79
62	Messiah	69
74	Wesley ■	65
77	Baptist Bible (Pa.) ■	67
70	Eastern	75
84	Valley Forge Chrst.	76
84	Practical Bible	53
67	Lancaster Bible ■	56
79	Villa Julie ■	81
66	Hood ■	75
106	Rutgers-Camden ■	91
83	Washington Bible	52
76	Ramapo ■	85
72	Widener ■	79
77	Baptist Bible (Pa.)	70
87	Valley Forge Chrst. ■	64
82	Lancaster Bible	69
90	Lancaster Bible †	51
65	Baptist Bible (Pa.)	78

Nickname: Crimson Eagles
 Colors: Crimson & Black

Arena: Mason Activity Center
 Capacity: 600; Year Built: 1993
 AD: Richard Beach
 SID: Carolyn Burgman

PHILA. SCIENCES

Philadelphia, PA 19104-4495II

Coach: David Pauley, Temple 1979

2003-04 RESULTS (16-11)

51	Philadelphia U. ■	68
86	Wilmington (Del.)	57
68	Nyack ■	49
77	Holy Family	73
79	Dominican (N.Y.) ■	72
68	Nyack	63
101	Felician	100
75	East Stroudsburg	83
83	Teikyo Post ■	90
82	Goldley-Beacom	69
74	Caldwell	60
58	West Chester ■	82
83	Felician ■	91
66	N.J. Inst. of Tech. ■	64
55	Cheyney	93
87	Holy Family ■	64
75	Teikyo Post	91
73	N.J. Inst. of Tech.	74
93	Wilmington (Del.) ■	72
74	Kutztown	92
85	Goldley-Beacom ■	64
103	Bloomfield	102
72	Dominican (N.Y.)	66
54	Caldwell	71
87	Bloomfield ■	78
72	Nyack	55
83	Teikyo Post †	92

Nickname: Devils
 Colors: Cardinal & Silver
 Arena: Robert "Bobby" Morgan Arena
 Capacity: 1,000; Year Built: 2003
 AD: Robert C. Morgan
 SID: Bob Heller

PHILADELPHIA U.

Philadelphia, PA 19144-5497II

Coach: Herb Magee,
 Philadelphia U. 1963

2003-04 RESULTS (26-8)

82	South Dakota St. †	97
81	Northern Ky. †	78
60	Kennesaw St. †	75
98	Goldley-Beacom ■	76
71	Molloy ■	66
68	Phila. Sciences	51
94	Concordia (N.Y.)	74
85	NYIT ■	81
77	C.W. Post	75
84	Adelphi ■	71
87	N.J. Inst. of Tech. ■	73
81	Southampton ■	63
81	Bridgeport	55
86	New Haven ■	76
75	Molloy	68
57	St. Thomas Aquinas	60
85	Bridgeport ■	60
83	St. Thomas Aquinas ■	56
79	Dowling	65
100	Concordia (N.Y.) ■	75
81	Queens (N.Y.) ■	68
77	Queens (N.Y.)	62
87	Southampton	78
80	Mercy ■	49
66	NYIT	81
62	C.W. Post ■	68
67	Adelphi	57
71	Dowling ■	62
72	Mercy	57
59	New Haven	73
86	Molloy ■	61

64	New Haven †	61
65	C.W. Post †	77
75	NYIT †	81

Nickname: Rams
 Colors: Maroon & Grey
 Arena: Bucky Harris Gym
 Capacity: 1,000; Year Built: 1960
 AD: Thomas R. Shirley Jr.
 SID: Tony Berich

PIEDMONT

Demorest, GA 30535III

Coach: Lee Glenn, Methodist 2000

2003-04 RESULTS (9-17)

81	Greensboro ■	75
63	Ferrum ■	97
67	Toccoa Falls Inst.	64
72	Pensacola Christian	84
68	Sewanee	103
36	Appalachian St.	92
62	Lynchburg †	75
74	Wesley †	55
68	Pensacola Christian †	80
69	Montreat †	64
69	Emory	83
65	Huntingdon ■	66
77	Toccoa Falls Inst. ■	50
67	Pensacola Christian ■	66
60	Maryville (Tenn.) ■	74
84	LaGrange ■	89
69	Fisk	80
53	Huntingdon	62
43	Western Caro.	94
68	Warren Wilson	32
59	Maryville (Tenn.)	91
72	North Ga.	70
66	Fisk ■	69
101	LaGrange	106
85	Warren Wilson ■	43
68	Huntingdon †	84

Nickname: Lions
 Colors: Green & Gold
 Arena: Johnny Mize Center
 Capacity: 5,000; Year Built: 2000
 AD: Delene Lee
 SID: Richard Dombrowsky

PITTSBURG ST.

Pittsburg, KS 66762II

Coach: Gene Iba, Tulsa 1963

2003-04 RESULTS (18-11)

83	Rockhurst	78
73	UC-Colo. Spgs. ■	55
100	Bemidji St. ■	103
77	Evangel †	70
88	Drury	67
110	Calvary Bible ■	45
80	St. Gregory's	67
94	Central Baptist †	65
84	Lincoln (Mo.)	66
74	Central Mo. St. ■	81
84	Truman	65
69	Mo. Southern St.	75
74	Southwest Baptist ■	69
69	Emporia St.	78
70	Northwest Mo. St. ■	72
71	Mo. Western St.	54
59	Mo.-Rolla	72
77	Washburn ■	72
71	Central Mo. St.	66
71	Washburn	84
92	Mo.-Rolla ■	72
70	Mo. Western St. ■	72
64	Northwest Mo. St.	82
88	Emporia St. ■	89
85	Southwest Baptist	83
80	Mo. Southern St. ■	73
86	Truman	80

84 Central Mo. St. †76
 75 Washburn †88
 Nickname: Gorillas
 Colors: Crimson & Gold
 Arena: John Lance Arena
 Capacity: 6,500; Year Built: 1971
 AD: Charles Broyles
 SID: Dan Wilkes

PITTSBURGH

Pittsburgh, PA 15260.....I

Coach: Jamie Dixon, TCU 1987

2003-04 RESULTS (31-5)

71	Alabama †	62
90	St. Francis (Pa.) ■	69
75	Robert Morris ■	61
83	Albany (N.Y.) ■	54
59	Duquesne	45
64	Penn St. ■	37
57	Youngstown St. ■	42
79	Georgetown (Ky.) ■	74
79	Chicago St. ■	51
70	Murray St. ■	49
63	Florida St. ■	56
52	New Hampshire ■	38
76	Georgia ■	55
70	William & Mary ■	55
78	Virginia Tech ■	59
84	Miami (Fla.)	80
74	Notre Dame ■	71
59	Rutgers ■	49
65	Connecticut	68
66	Syracuse	45
68	Boston College ■	58
71	St. John's (N.Y.) ■	51
66	Notre Dame	58
67	Seton Hall	68
75	Connecticut ■	68
67	West Virginia	58
68	Georgetown	58
46	Syracuse ■	49
88	Providence	61
59	Villanova ■	45
74	Virginia Tech †	61
62	Boston College †	53
58	Connecticut †	61
53	UCF †	44
59	Wisconsin †	55
51	Oklahoma St. †	63

Nickname: Panthers
 Colors: Gold & Blue
 Arena: Petersen Events Center
 Capacity: 12,508; Year Built: 2003
 AD: Jeffrey Long
 SID: Greg Hotchkiss

PITT.-BRADFORD

Bradford, PA 16701-2898III

Coach: Andy Moore, Mansfield 1986

2003-04 RESULTS (11-15)

72	Fredonia St. †	69
88	St. John Fisher	91
97	Houghton ■	72
71	Thiel	92
56	Penn St.-Behrend ■	70
68	Elmira †	79
54	Dickinson †	66
77	Alfred ■	53
75	Pitt.-Greensburg ■	73
100	Westminster (Pa.)	113
74	D'Youville ■	66
84	La Roche ■	78
80	Lake Erie	60
63	Frostburg St.	87
83	Fredonia St. ■	61
62	Penn St.-Altoona	74
72	Pitt.-Greensburg	86
69	Elmira	71

52	Penn St.-Behrend	69
69	La Roche	79
69	Hilbert	64
69	Frostburg St. ■	60
56	Ithaca	87
68	Lake Erie	69
64	Penn St.-Altoona ■	62
60	La Roche	61

Nickname: Panthers
 Colors: Navy & Gold
 Arena: Pitt Bradford Sport & Fitness Center
 Capacity: 1,500; Year Built: 2002
 AD: Lori Mazza
 SID: Greg Clark

PITT.-GREENSBURG

Greensburg, PA 15601-5898III

Coach: Marcus Kahn, Redlands 1997

2003-04 RESULTS (14-13)

90	Albright	102
91	Scranton †	98
77	Bethany (W.V.)	88
93	Mt. Aloysius †	78
73	Carnegie Mellon	85
110	Mt. Aloysius	65
97	Penn St.-Altoona	92
95	Waynesburg	82
90	Wash. & Jeff. ■	102
75	Medaille ■	65
66	Grove City	78
73	Pitt.-Bradford	75
79	Frostburg St.	82
72	Lake Erie ■	70
69	Juniata ■	62
77	La Roche	86
57	D'Youville	59
66	Penn St.-Behrend ■	81
86	Pitt.-Bradford ■	72
107	Westminster (Pa.)	100
82	Penn St.-Altoona ■	76
73	Lake Erie	66
65	Frostburg St. ■	60
79	La Roche	61
51	Penn St.-Behrend	69
74	Penn St.-Altoona ■	69
51	Frostburg St. †	57

Nickname: Bobcats
 Colors: Navy Blue & Gold
 Arena: Chambers Hall
 Capacity: 500; Year Built: 1989
 AD: Daniel R. Swalga
 SID: Mark Katariski

PITT.-JOHNSTOWN

Johnstown, PA 15904-2990II

Coach: Bob Rukavina, Indiana (Pa.) 1985

2003-04 RESULTS (19-8)

101	Penn. St.-McKeesport ■	61
65	Bloomsburg	70
96	Penn St.-New Kens. ■	60
74	Clarion ■	87
121	Penn St.-Fayette ■	59
91	West Va. Tech †	71
74	Charleston (W.V.)	72
68	Glenville St.	82
85	West Liberty St.	63
84	Alderson-Broadbudd	98
92	West Va. Wesleyan ■	84
66	Shippensburg ■	70
74	Dist. Columbia ■	71
69	Bowie St.	81
72	California (Pa.) ■	70
67	Columbia Union	65
79	Indiana (Pa.) ■	75
70	Clarion ■	54
76	Shepherd	84
79	Mt. Aloysius	65

99	Slippery Rock ■	65
69	Dist. Columbia	72
75	Alderson-Broadbudd ■	68
86	Columbia Union ■	69
120	Penn St.-Beaver ■	73
99	Lock Haven ■	59
91	Bloomsburg ■	66

Nickname: Mountain Cats
 Colors: Vegas Gold & Navy Blue
 Arena: Sports Center
 Capacity: 2,400; Year Built: 1976
 AD: Michael F. Castner
 SID: Chris Caputo

PLATTSBURGH ST.

Plattsburgh, NY 12901III

Coach: Tom Curle, Plattsburgh St.

2003-04 RESULTS (14-13)

59	St. Joseph's (Me.) ■	48
86	Middlebury ■	75
72	Clarkson	58
61	Potsdam St.	74
62	Brockport St. ■	68
78	Geneseo St. ■	85
48	Union (N.Y.) ■	59
85	Castleton St.	82
75	Middlebury	76
64	Oneonta St. ■	48
80	Cortland St. ■	65
77	St. Lawrence ■	80
64	Cortland St.	81
63	Fredonia St.	65
98	Paul Smith ■	35
67	Fredonia St. ■	50
62	Buffalo St. ■	64
54	Paul Smith	53
78	New Paltz St.	66
81	Oneonta St.	62
81	Oswego St. ■	93
73	Geneseo St.	75
57	Brockport St.	84
63	Potsdam St. ■	59
85	Utica/Rome	63
65	Oswego St.	62
48	Potsdam St. †	62

Nickname: Cardinals
 Colors: Cardinal Red & White
 Arena: Memorial Hall Gymnasium
 Capacity: 1,000; Year Built: 1961
 AD: Peter Luguri
 SID: Jeremy Agor

PLYMOUTH ST.

Plymouth, NH 03264-1595III

Coach: John Scheinman, Marist 1984

2003-04 RESULTS (24-6)

101	Mount Ida †	52
87	Babson	77
90	Castleton St. ■	66
103	New England Col. †	53
101	Salem St. ■	88
91	Tufts ■	56
87	Mass.-Dartmouth ■	70
70	Keene St. †	86
73	Johnson & Wales	69
72	Bowdoin	60
68	Eastern Conn. St.	52
90	Mass.-Boston ■	69
84	St. Joseph's (Me.) ■	60
103	Western Conn. St.	98
61	Keene St. ■	83
72	Rhode Island Col.	78
83	Rhode Island Col. ■	73
84	Southern Me.	70
76	Mass.-Dartmouth	81
82	Bridgewater St.	67
74	Eastern Conn. St. ■	65
98	Keene St.	67
97	Mass.-Boston	69

92	Southern Me. ■	65
96	Western Conn. St. ■	83
75	Southern Me. ■	70
78	Mass.-Dartmouth †	70
67	Keene St.	79
75	Castleton St. ■	57
85	Amherst	113

Nickname: Panthers
 Colors: Green & White
 Arena: Foley Gymnasium
 Capacity: 2,000; Year Built: 1969
 AD: John P. Clark
 SID: Kent Cherrington

POLYTECHNIC (N.Y.)

Brooklyn, NY 11201III

Coach: Laddy Baldwin, Long Island 1974

2003-04 RESULTS (12-13)

60	Alfred †	58
53	New York U.	81
61	City Tech	83
44	New York U.	54
55	St. Joseph's (Brkln) ■	59
34	MIT	57
55	Brooklyn ■	54
47	Maritime (N.Y.) ■	65
64	Drew ■	59
100	Pratt ■	63
61	Baruch	66
61	Mt. St. Mary (N.Y.)	82
100	Medgar Evers ■	55
65	Purchase St. ■	71
51	Rutgers-Newark	82
84	St. Joseph's (Brkln)	74
65	Purchase St.	48
42	John Jay	61
65	Yeshiva ■	71
75	Mt. St. Vincent ■	74
71	Bard ■	57
70	Lehman ■	83
63	Bard	49
64	Bard ■	45
95	Purchase St. ■	82

Nickname: Blue Jays
 Colors: Blue & Gray
 Arena: Poly Gym
 Capacity: 500; Year Built: 1984
 AD: Maureen Brazier
 SID: John Stalzer

POMONA-PITZER

Claremont, CA 91711-6346III

Coach: Charles Katsiaficas, Tufts 1984

2003-04 RESULTS (19-8)

78	Vanguard ■	73
67	La Sierra	56
71	Hamilton †	75
84	Merchant Marine †	65
86	S'western (Ariz.) †	50
68	Willamette †	55
100	Redlands	116
44	Biola	71
87	La Sierra ■	44
62	Concordia (Cal.) †	81
64	Vassar †	40
68	Whittier ■	62
95	Redlands ■	82
73	Claremont-HMS	63
84	La Verne ■	90
65	Occidental	64
60	Cal Lutheran	62
73	Caltech	29
76	Whittier	61
92	Redlands	93
72	Claremont-HMS ■	59
77	La Verne	53
68	Occidental ■	63
72	Cal Lutheran ■	53

73 Caltech	24
79 Colorado Col. ■	55
75 Puget Sound	89

Nickname: Sagehens
 Colors: Blue, Orange & White
 Arena: Voelkel Gymnasium
 Capacity: 1,500; Year Built: 1989
 AD: Charles C. Katsifacos
 SID: Ben Belleto

PORTLAND

Portland, OR 97203-5798.....I

Coach: Michael Holton, UCLA 1983

2003-04 RESULTS (11-17)

60 Portland St. ■	53
66 Boise St. ■	76
97 Oregon St.	89
65 Long Beach St. ■	59
77 New Mexico	71
86 Nevada ■	70
43 Duke	84
51 Weber St.	58
55 Portland St.	74
70 Oregon ■	88
77 Boise St.	72
61 San Diego St.	67
73 Northern Ariz.	81
88 Pepperdine	97
77 Loyola Marymount	68
51 St. Mary's (Cal.) ■	70
77 San Francisco ■	63
65 Gonzaga ■	80
64 Santa Clara	75
84 San Diego	72
74 Loyola Marymount ■	59
67 Pepperdine ■	71
63 St. Mary's (Cal.)	82
73 San Francisco	86
69 Gonzaga	79
54 Santa Clara ■	55
89 San Diego	78
77 Loyola Marymount †	82

Nickname: Pilots
 Colors: Purple & White
 Arena: Chiles Center
 Capacity: 5,000; Year Built: 1984
 AD: Lawrence Williams
 SID: Julie Lapomarda

PORTLAND ST.

Portland, OR 97207-0751.....I

Coach: Heath Schroyer,
 Armstrong Atlantic 1994

2003-04 RESULTS (11-16)

53 Portland	60
65 Washington	73
83 Southern Ore. ■	71
57 UTEP	70
55 Oregon	62
71 Pacific (Ore.) ■	43
63 Jackson St. ■	46
74 Boise St.	75
74 Portland ■	55
63 Cal St. Northridge	79
80 Md.-East. Shore	61
74 Tennessee St.	71
65 Tenn.-Martin	76
54 Montana St. ■	61
89 Montana ■	78
64 Sacramento St.	76
71 Northern Ariz.	65
63 Eastern Wash. ■	71
63 Weber St. ■	68
71 Idaho St. ■	80
59 Montana	57
56 Montana St.	64
85 Northern Ariz. ■	78
69 Sacramento St. ■	65

60 Eastern Wash.	65
72 Idaho St.	82
57 Weber St.	71

Nickname: Vikings
 Colors: Green, White & Silver
 Arena: Peter W. Stott Center
 Capacity: 1,775; Year Built: 1967
 AD: Tom Burman
 SID: Mike Lund

POTSDAM ST.

Potsdam, NY 13676-0000.....III

Coach: Sherry Dobbs,
 Plattsburgh St. 1998

2003-04 RESULTS (19-11)

112 Paul Smith †	73
63 Clarkson	58
56 Rensselaer	66
74 Plattsburgh St. ■	61
44 Clarkson ■	62
62 New Paltz St. ■	65
72 Alfred	63
66 Ithaca	70
68 Keuka ■	49
76 Cazenovia ■	81
66 Oswego St.	75
75 Cortland St. ■	63
74 Utica/Rome	64
63 Fredonia St.	46
77 Buffalo St.	61
68 Oswego St. ■	72
50 Buffalo St. ■	49
61 Fredonia St. ■	40
67 St. Lawrence	58
63 Oneonta St.	70
85 Brockport St.	90
84 Geneseo St.	83
59 Plattsburgh St.	63
87 Oneonta St. ■	58
78 Utica/Rome ■	66
59 Buffalo St. ■	45
62 Plattsburgh St. †	48
84 Brockport St. †	76
60 Penn St.-Behrend	58
56 Wooster	70

Nickname: Bears
 Colors: Maroon & Gray
 Arena: Maxcy Hall
 Capacity: 3,600; Year Built: 1972
 AD: James Zalacca
 SID: Boyd Jones

PRAIRIE VIEW

Prairie View, TX 77446-0097.....I

Coach: Jerry Francis, Ohio St. 1991

2003-04 RESULTS (7-20)

53 Oregon St.	70
57 Duquesne	77
79 Texas A&M	88
70 Wis.-Milwaukee ■	87
56 Oklahoma	83
65 Dayton	78
51 Tex. A&M-Corp. Chris	80
46 Air Force †	59
69 Columbia †	72
74 Southern U. ■	76
67 Alcorn St. ■	74
66 Texas Southern	62
50 Jackson St.	65
70 Grambling	66
71 Ark.-Pine Bluff ■	50
63 Mississippi Val. ■	94
68 Alabama A&M	78
42 Alabama St.	68
72 Texas Southern	68
67 Jackson St. ■	64
61 Grambling	80
64 Ark.-Pine Bluff	55

39 Mississippi Val.	58
66 Alabama A&M ■	65
57 Alabama St. ■	79
66 Southern U.	87
64 Alcorn St.	87

Nickname: Panthers
 Colors: Purple & Gold
 Arena: William J. Nicks Building
 Capacity: 5,000; Year Built: 1968
 AD: Charles McClelland
 SID: Harlan Robinson

PRESBYTERIAN

Clinton, SC 29325-2998II

Coach: Gregg Nibert, Marietta 1979

2003-04 RESULTS (16-12)

63 Armstrong Atlantic.....	75
56 Francis Marion	62
69 Erskine	59
75 Shaw ■	50
65 S.C.-Aiken †	69
64 Lander	58
68 Eckerd †	62
54 Queens (N.C.)	51
82 Allen ■	66
72 Lander ■	54
84 Queens (N.C.) ■	89
80 S.C. Upstate ■	65
67 Southern Wesleyan	55
59 Tusculum	80
69 Wingate.....	67
61 Carson-Newman ■	82
76 Mars Hill ■	57
44 Lenoir-Rhyne	69
69 Catawba	67
55 Newberry ■	45
73 Tusculum ■	80
62 Wingate ■	59
65 Carson-Newman.....	69
78 Mars Hill	68
62 Lenoir-Rhyne ■	77
60 Catawba ■	51
61 Newberry	68
62 Newberry †	70

Nickname: Blue Hose
 Colors: Garnet & Blue
 Arena: Ross E. Templeton Center
 Capacity: 2,500; Year Built: 1975
 AD: William B. Carlton
 SID: Al Ansley

PRINCETON

Princeton, NJ 08544I

Coach: John Thompson III,
 Princeton 1988

2003-04 RESULTS (20-8)

73 Colgate ■	64
61 Holy Cross ■	55
68 UMBC	56
55 UC Irvine †	57
72 Fresno St.	67
49 Rutgers	51
51 Duke	69
44 Lafayette ■	47
74 Loyola (Md.)	54
55 Oklahoma †	58
67 Monmouth ■	52
53 Minnesota	57
86 Southern Vt. ■	48
64 Brown	49
49 Yale	47
61 Dartmouth ■	45
58 Harvard ■	50
52 Pennsylvania ■	67
69 Cornell	64
78 Columbia	71
70 Yale ■	58
68 Brown ■	61

75 Columbia ■	52
59 Cornell ■	46
60 Harvard	51
64 Dartmouth	59
76 Pennsylvania.....	70
49 Texas †	66

Nickname: Tigers
 Colors: Orange & Black
 Arena: Jadwin Gymnasium
 Capacity: 6,854; Year Built: 1969
 AD: Gary D. Walters
 SID: David Rosenfeld

PRINCIPIA

Elsah, IL 62028-9799III

Coach: Garry Sprague, Principia 1986

2003-04 RESULTS (3-22)

65 Eureka	86
55 Clarke †	53
43 Robert Morris-S'fiel	74
61 Monmouth (Ill.)	89
67 Knox	87
51 Franklin	101
69 Tri-State	96
53 LaGrange.....	88
50 Kalamazoo †	63
47 Robert Morris-Chicag ■	69
78 Fontbonne ■	90
58 Maryville (Mo.)	76
63 Lincoln Chrst. ■	76
56 Blackburn	50
66 Westminster (Mo.)	83
50 MacMurray	78
60 Webster ■	76
83 Greenville.....	85
55 Fontbonne	85
48 Maryville (Mo.) ■	66
60 Blackburn	69
63 Westminster (Mo.) ■	59
81 MacMurray ■	86
57 Webster	82
67 Greenville ■	75

Nickname: Panthers
 Colors: Gold & Blue
 Arena: Hay Field House
 Capacity: 1,000; Year Built: 1967
 AD: Lenore Suarez
 SID: Brian Peticolos

PROVIDENCE

Providence, RI 02918I

Coach: Tim Welsh, Potsdam St. 1984

2003-04 RESULTS (20-9)

69 Hofstra ■	56
76 Alabama ■	71
84 South Fla. ■	60
79 Rhode Island.....	89
70 Illinois †	51
72 Central Conn. St. ■	67
57 Richmond	56
73 Siena ■	66
84 Virginia	69
77 Texas ■	79
64 Rutgers	65
63 Seton Hall	60
87 West Virginia ■	66
89 Loyola (Ill.) ■	59
62 Villanova ■	56
66 Connecticut	56
65 Georgetown ■	50
46 Seton Hall	55
57 Virginia Tech	69
74 Syracuse ■	61
100 Villanova	74
61 Boston College	52
70 Miami (Fla.) ■	57
73 Notre Dame	59
103 St. John's (N.Y.)	78

61 Pittsburgh ■	88
54 Boston College ■	63
66 Villanova †	69
58 Pacific †	66

Nickname: Friars
 Colors: Black, White & Silver
 Arena: Dunkin' Donuts Center
 Capacity: 12,993; Year Built: 1972
 AD: Robert Driscoll
 SID: Arthur Parks

P.R.-BAYAMON

Bayamon, PR 00959-0000II

Coach: Tim Welsh, Potsdam St. 1984

2003-04 RESULTS (1-5)

82 Fla. Southern	90
73 Eckerd	88
57 Nova Southeastern †	59
57 Valdosta St. †	64
83 Florida Tech	71
67 Tampa	78

Nickname: Cowboys
 Colors: Blue & White
 AD: Mario Vega-Giboyeaux
 SID: To be named

P.R.-CAYEY

Cayey, PR 00737II

Coach: Tim Welsh, Potsdam St. 1984

2003-04 RESULTS (0-8)

54 Delta St.	105
52 Southern Ark. †	76
46 Central Ark.	92
58 Ark.-Monticello	104
35 Valdosta St.	73
52 Rollins	85
53 Barry	70
56 Nova Southeastern	87

AD: Ismael Ramos
 SID: To be named

P.R.-MAYAGUEZ

Mayaguez, PR 00681-9035II

Coach: Juan Flores Monge,

2003-04 RESULTS (0-13)

68 Nova Southeastern	85
50 Eckerd	87
54 Fla. Southern	66
64 Florida Tech	84
47 Jacksonville	88
59 UCF	92
60 Stetson	74
72 Rollins	82
62 Barry	76
54 Lynn	86
62 Florida Tech †	73
44 West Fla.	94
56 West Fla.	86

Nickname: Bulldogs
 Colors: Kelly Green & White
 AD: Hector B. Figueroa
 SID: To be named

P.R.-RIO PIEDRAS

San Juan, PR 00931-3353II

Coach: Jim Owen, Berry 1981

2003-04 RESULTS (2-3)

78 Florida Tech	71
77 Eckerd	95
64 Valdosta St.	85

72 Rollins	71
94 Ashland †	118

Nickname: Gallitos
 Colors: Red & White
 AD: David Aleman
 SID: To be named

PUGET SOUND

Tacoma, WA 98416III

Coach: Eric Bridgeland, Alabama

2003-04 RESULTS (24-3)

119 Bethany (Cal.) ■	78
104 Wis.-River Falls ■	102
107 Northwest (Wash.)	94
126 Emory	96
97 Oglethorpe	105
97 Evergreen St. ■	93
105 Evergreen St.	89
112 Pacific Union	75
105 UC Santa Cruz	80
107 George Fox	79
99 Pacific (Ore.)	93
104 Whitman ■	84
117 Whitworth ■	102
83 Willamette	91
111 Lewis & Clark	107
109 Pacific Lutheran ■	103
129 Linfield ■	75
111 George Fox ■	92
90 Pacific (Ore.) ■	73
85 Whitman	83
97 Whitworth	84
99 Willamette ■	71
102 Lewis & Clark ■	94
93 Pacific Lutheran	79
114 Linfield	112
89 Pomona-Pitzer ■	75
79 Wis.-Stevens Point ■	100

Nickname: Loggers
 Colors: Maroon & White
 Arena: Memorial Fieldhouse
 Capacity: 4,000; Year Built: 1949
 AD: Amy E. Hackett
 SID: Brian Sponsler

PURDUE

West Lafayette, IN 47907-1031 .I

Coach: Gene Keady, Kansas St. 1958

2003-04 RESULTS (17-14)

66 Samford ■	50
61 Texas St. †	50
75 Seton Hall †	63
78 Duke †	68
76 Clemson ■	64
75 Chicago St. ■	57
45 Oklahoma	47
80 Central Mich. †	39
80 IPFW ■	69
59 Southern Methodist ■	60
82 Evansville ■	62
69 Colorado St.	71
76 Baylor	65
61 Iowa	71
58 Illinois	54
53 Wisconsin ■	51
72 Minnesota ■	65
76 Michigan St. ■	70
58 Indiana	63
59 Ohio St. ■	65
62 Penn St.	47
63 Michigan	64
39 Northwestern ■	40
71 Indiana	56
55 Michigan St.	62
65 Minnesota	47
46 Wisconsin	82
79 Illinois ■	81
62 Iowa ■	63
52 Minnesota †	63
59 Notre Dame	71

Nickname: Boilermakers
 Colors: Old Gold & Black
 Arena: Mackey Arena
 Capacity: 14,123; Year Built: 1967
 AD: Morgan J. Burke
 SID: Elliot Bloom

QUEENS (N.Y.)

Flushing, NY 11367II

Coach: Kyrk Peponakis,
 St. John's (N.Y.) 1988

2003-04 RESULTS (12-15)

69 Assumption	86
76 New Haven ■	69
64 Bridgeport ■	70
85 Dowling	61
78 Concordia (N.Y.) ■	54
66 American Int'l	74
76 Le Moyne ■	67
70 St. Thomas Aquinas	76
94 Southampton	71
71 Adelphi ■	69
61 Molloy ■	68
85 NYIT	92
59 C.W. Post ■	75
48 Adelphi	51
69 C.W. Post	77
70 Mercy	71
68 Philadelphia U.	81
67 Bridgeport	82
62 Philadelphia U. ■	77
70 St. Thomas Aquinas ■	62
75 Dowling ■	72
95 Concordia (N.Y.)	70
104 Mercy	82
91 Southampton ■	78
60 New Haven	85
80 Molloy	67
59 NYIT ■	70

Nickname: Knights
 Colors: Blue & Silver
 Arena: Fitzgerald Gymnasium
 Capacity: 3,000; Year Built: 1958
 AD: Richard Wettan
 SID: Neal Kaufar

QUEENS (N.C.)

Charlotte, NC 28274II

Coach: Barclay Radebaugh,
 South Carolina 1987

2003-04 RESULTS (21-8)

91 N.J. Inst. of Tech. †	59
84 West Chester	69
100 Lees-McRae	70
101 Wingate ■	80
51 Presbyterian ■	54
92 N.C. Central ■	76
89 Presbyterian	84
56 Winston-Salem	76
81 Mount Olive	85
80 Anderson (S.C.) ■	70
83 Limestone ■	57
78 Coker ■	63
88 Barton	80
72 Erskine ■	54
76 St. Andrews ■	72
68 Belmont Abbey	79
102 Pfeiffer	106
82 Lees-McRae ■	70
83 Coker	57
68 Erskine	61
74 St. Andrews	58
86 Pfeiffer ■	95
84 Mount Olive ■	77
95 Limestone	87
79 Barton	62
91 Belmont Abbey ■	64
97 Anderson (S.C.)	99
73 Coker ■	54
65 Mount Olive †	71

Nickname: Royals
 Colors: Navy Blue and Gold
 Arena: Owens Athletic Center
 Capacity: 900; Year Built: 1989
 AD: Jeannie King
 SID: Walt Hutchinson

QUINCY

Quincy, IL 62301-2699II

Coach: Marty Bell, South Carolina 1985

2003-04 RESULTS (11-17)

72 Truman	71
65 Graceland (Iowa) ■	52
54 Butler	68
70 Mo. Southern St.	81
69 Indianapolis	82
73 Northern Ky.	75
80 Ky. Wesleyan ■	74
69 Southern Ind.	80
75 Hannibal-La Grange ■	46
61 Grand Valley St. ■	63
63 Findlay ■	57
56 SIU Edwardsville ■	54
65 Wis.-Parkside	77
69 St. Joseph's (Ind.)	79
68 Northern Ky. ■	57
69 Bellarmine ■	74
67 Southern Ind.	70
75 Mo.-St. Louis	59
51 SIU Edwardsville	60
38 Lewis	62
65 St. Joseph's (Ind.) ■	67
83 Indianapolis ■	78
55 Bellarmine	57
84 Ky. Wesleyan	89
80 Mo.-St. Louis ■	64
65 Lewis ■	76
67 Wis.-Parkside ■	65
64 Lewis †	72

Nickname: Hawks
 Colors: Brown, White & Gold
 Arena: Pepsi Arena
 Capacity: 2,000; Year Built: 1950
 AD: Patrick Atwell
 SID: Ryan Dowd

QUINNIPIAC

Hamden, CT 06518-1940I

Coach: Joe DeSantis, Fairfield 1979

2003-04 RESULTS (9-20)

75 Montana St. †	87
65 Florida Int'l	66
70 Rider †	89
65 Dartmouth †	64
85 Hawaii-Hilo	74
72 Drexel	89
55 Connecticut	88
62 Notre Dame	79
70 Northern Ariz. ■	79
69 St. Francis (N.Y.) †	74
94 Manhattanville ■	57
72 Mt. St. Mary's ■	83
69 Dartmouth ■	60
78 Long Island	81
90 Sacred Heart ■	62
75 Monmouth ■	63
81 Fairleigh Dickinson ■	84
88 Central Conn. St.	87
74 Sacred Heart	76
67 Wagner	68
72 Fairleigh Dickinson	75
78 Monmouth	89
82 Robert Morris ■	88
65 St. Francis (Pa.) ■	63
58 Central Conn. St. ■	84
70 Wagner ■	79
66 Robert Morris	68
62 St. Francis (Pa.)	78
90 Long Island ■	80

Nickname: Braves
 Colors: Navy & Gold
 Arena: Burt Kahn Court-Athletic Center
 Capacity: 1,500; Year Built: 1969
 AD: Jack Mc Donald
 SID: Al Carbone

RADFORD

Radford, VA 24142.....I

Coach: Byron Samuels,
 UNC Asheville 1986

2003-04 RESULTS (12-16)

101	Bluefield Col. ■	79
89	William & Mary ■	86
86	N.C. A&T.....	59
63	Akron ■	73
69	American ■	83
77	Marshall ■	79
66	Howard.....	65
60	Virginia Tech.....	73
58	Clemson.....	74
50	East Caro.....	87
76	Winthrop.....	78
58	VMI.....	69
73	UNC Asheville ■	58
83	Liberty ■	76
67	High Point.....	72
57	Birmingham-So. ■	53
77	Coastal Caro. ■	76
71	Charleston So. ■	70
62	UNC Asheville.....	76
63	VMI ■	46
52	Winthrop ■	53
84	Longwood ■	61
46	Charleston So.....	71
84	Coastal Caro.....	75
57	High Point ■	58
71	Birmingham-So.....	84
49	Liberty.....	50
62	Coastal Caro.....	67

Nickname: Highlanders
 Colors: Red, White & Blue
 Arena: Donald N. Dedmon Center
 Capacity: 5,000; Year Built: 1981
 AD: Greig W. Denny
 SID: TBA

RAMAPO

Mahwah, NJ 07430-1680.....III

Coach: Chuck McBreen, Towson 1988

2003-04 RESULTS (23-6)

91	Merchant Marine.....	72
83	Yeshiva ■	81
109	Suffolk ■	86
79	New Jersey City ■	92
83	Rowan.....	86
85	Montclair St.....	83
84	Staten Island ■	69
78	George Fox †.....	82
93	Clark (Mass.) †.....	80
80	Colorado Col. †.....	61
91	Alvernia ■	85
87	York (N.Y.).....	60
100	Lincoln (Pa.) ■	77
66	Wm. Paterson ■	68
114	Baruch ■	88
95	Richard Stockton ■	79
84	TCNJ.....	82
82	Rutgers-Newark.....	73
104	Rutgers-Camden ■	73
68	Kean ■	67
84	Rowan ■	85
85	Phila. Bible.....	76
69	Richard Stockton.....	59
95	Rutgers-Newark ■	69
76	Kean.....	62
71	Wm. Paterson ■	74
86	City Tech ■	72
90	Staten Island ■	73
69	New York U. ■	66

Nickname: Roadrunners
 Colors: Maroon, Black & White
 Arena: Ramapo Athletic Center
 Capacity: 1,800; Year Built: 1974
 AD: Eugene Marshall, Jr.
 SID: Rachel McCann

RANDOLPH-MACON

Ashland, VA 23005.....III

Coach: Mike Rhoades,
 Lebanon Valley 1995

2003-04 RESULTS (23-5)

59	Baldwin-Wallace †.....	50
65	Juniata †.....	53
86	Lincoln (Pa.).....	52
61	Bridgewater (Va.).....	60
69	Chris. Newport.....	53
100	East. Mennonite ■	55
83	Wash. & Jeff. ■	58
80	John Carroll ■	74
75	Wash. & Lee ■	56
70	Roanoke ■	66
69	Guilford.....	63
108	Emory & Henry.....	111
70	Hampden-Sydney ■	64
79	Va. Wesleyan ■	71
76	lynchburg.....	63
78	Roanoke.....	68
66	Wash. & Lee.....	61
83	Emory & Henry ■	70
88	Guilford ■	51
98	East. Mennonite.....	84
67	Va. Wesleyan.....	53
59	Bridgewater (Va.) ■	58
68	Hampden-Sydney.....	71
60	Virginia Union ■	73
80	lynchburg ■	61
50	lynchburg †.....	54
51	Methodist ■	50
68	Maryville (Tenn.).....	75

Nickname: Yellow Jackets
 Colors: Lemon & Black
 Arena: Crenshaw Gymnasium
 Capacity: 1,680; Year Built: 1963
 AD: Jeff Burns
 SID: Ann Marie Schlotman

REDLANDS

Redlands, CA 92373-0999III

Coach: Gary Smith, Redlands 1964

2003-04 RESULTS (14-11)

103	Villanova ■	114
128	Pacific Union ■	94
119	UC San Diego.....	112
113	UC Santa Cruz ■	81
154	Chapman ■	153
116	Pomona-Pitzer ■	100
84	Hope Int'l.....	94
149	La Sierra ■	111
130	Anderson (Ind.) ■	120
117	Northwestern (Minn.) ■	102
100	Chapman ■	113
118	Cal Lutheran ■	103
82	Pomona-Pitzer.....	95
115	La Verne.....	108
112	Occidental ■	127
113	Whittier ■	137
127	Caltech.....	32
87	Claremont-HMS ■	106
107	Cal Lutheran.....	115
93	Pomona-Pitzer ■	92
126	La Verne ■	130
96	Occidental.....	131
155	Whittier.....	125
120	Caltech ■	43
121	Claremont-HMS.....	123

Nickname: Bulldogs
 Colors: Maroon & Gray

Arena: Currier Gym
 Capacity: 1,200; Year Built: 1929
 AD: Jeffrey Martinez
 SID: Rachel J. Roche

REGIS (COLO.)

Denver, CO 80221-1099II

Coach: Lonnie Porter, Adams St. 1965

2003-04 RESULTS (14-13)

57	BYU-Hawaii ■	63
98	Langston ■	86
67	Colorado Col. ■	62
65	Kendall ■	64
63	Northern Colo.....	50
69	N.M. Highlands.....	70
70	Colorado St.-Pueblo.....	85
66	Cal Baptist †.....	71
95	Bethany (Kan.) ■	49
74	Adams St. ■	58
51	Fort Lewis ■	61
79	Western St.....	69
71	UC-Colo. Spgs.....	47
62	Northern Colo. ■	49
74	Mesa St. ■	79
70	Colo. Christian ■	82
81	Colorado Mines ■	43
49	Metro St.....	104
83	Chadron St.....	68
70	Fort Hays St. ■	59
79	Neb.-Kearney ■	87
86	Chadron St. ■	52
64	Metro St. ■	84
70	Neb.-Kearney.....	75
65	Fort Hays St.....	75
87	Colorado Mines.....	71
95	Colo. Christian.....	96

Nickname: Rangers
 Colors: Navy Blue & Gold
 Arena: Regis University Fieldhouse
 Capacity: 2,500; Year Built: 1959
 AD: Barbara J. Schroeder
 SID: Jeff Duggan

RENSELAER

Troy, NY 12180-3590III

Coach: Mike Griffin, Columbia 1965

2003-04 RESULTS (16-11)

49	Haverford †.....	70
89	Swarthmore †.....	58
66	Potsdam St. ■	56
72	Susquehanna †.....	83
98	Wesleyan (Conn.) †.....	94
66	Williams.....	78
71	Keene St. †.....	86
76	Middlebury ■	68
71	Stevens Institute.....	47
72	Southern Vt.....	63
79	Hamilton ■	71
66	Hobart ■	48
68	Vassar ■	52
58	Clarkson.....	66
72	St. Lawrence.....	59
48	Union (N.Y.).....	56
60	Skidmore.....	47
65	St. Lawrence ■	58
58	Clarkson ■	67
81	Hobart.....	68
74	Hamilton.....	79
46	Vassar.....	50
84	Skidmore ■	76
71	Union (N.Y.) ■	64
77	St. Lawrence †.....	71
93	Hamilton.....	104
67	Geneseo St. ■	80

Nickname: Red Hawks
 Colors: Cherry & White

Arena: Robison Gymnasium
 Capacity: 1,500; Year Built: 1920
 AD: Ken Ralph
 SID: Kevin Beattie

RHODE ISLAND

Kingston, RI 02881-1303I

Coach: Jim Baron, St. Bonaventure 1977

2003-04 RESULTS (20-14)

89	Northeastern ■	77
68	Lubbock Chrst. †.....	74
54	Miami (Fla.) †.....	53
78	La-Monroe †.....	46
65	Syracuse.....	69
66	Brown.....	62
89	Providence ■	79
60	Kent St.....	49
82	New Hampshire ■	53
96	Charlotte ■	90
80	Iona ■	69
94	Vermont ■	56
67	Seton Hall.....	79
68	Fordham ■	53
73	Yale ■	59
67	Xavier ■	81
53	Temple.....	58
71	St. Bonaventure.....	74
55	Duquesne ■	72
75	Fordham.....	54
63	Massachusetts ■	67
58	La Salle.....	54
72	George Washington.....	84
53	Temple ■	69
59	St. Joseph's.....	73
73	Massachusetts.....	66
81	St. Bonaventure ■	57
56	Richmond ■	54
55	St. Joseph's ■	57
65	Dayton.....	63
55	La Salle †.....	42
50	George Washington †.....	79
80	Boston U. ■	52
72	West Virginia.....	79

Nickname: Rams
 Colors: Light & Dark Blue & White
 Arena: Ryan Center
 Capacity: 7,800; Year Built: 2002
 AD: Ronald J. Petro
 SID: Mike Ballweg

RHODE ISLAND COL.

Providence, RI 02908III

Coach: Michael Kelly,
 St. Joseph's (Me.) 1993

2003-04 RESULTS (11-15)

57	Stonehill.....	81
77	Wheaton (Mass.) †.....	86
81	Eastern Nazarene.....	59
78	Davidson.....	108
73	Roger Williams.....	80
81	Johnson & Wales.....	69
79	Newbury.....	82
94	Eastern Conn. St. ■	69
57	Kean †.....	72
104	St. Joseph's (L.I.) †.....	64
75	Bridgewater St.....	81
89	Mass.-Boston.....	65
68	Southern Me.....	71
67	Keene St. ■	78
67	Mass.-Dartmouth.....	84
78	Plymouth St. ■	72
73	Plymouth St.....	83
82	Western Conn. St. ■	76
76	Eastern Conn. St.....	77
68	Salve Regina ■	64
71	Mass.-Boston ■	56
75	Mass.-Dartmouth ■	61
77	Southern Me. ■	61
69	Western Conn. St.....	72

66 Keene St.	76
94 Western Conn. St.	98

Nickname: Anchormen
 Colors: Gold, White & Burgundy
 Arena: Intercollegiate Athletic
 Capacity: 8,000; Year Built: 1995
 AD: Donald E. Tencher
 SID: Scott Gibbons

RHODES

Memphis, TN 38112-1690III

Coach: Herb Hilgeman,
 Miami (Ohio) 1972

2003-04 RESULTS (9-14)

82 Dallas †	86
81 Central Baptist	83
88 Crichton ■	82
72 Westminster (Mo.) ■	58
85 Huntingdon ■	76
81 Rust ■	85
81 LaGrange ■	72
71 Huntingdon	85
69 Oglethorpe	78
69 Millsaps	61
57 Rose-Hulman ■	66
79 DePauw ■	98
56 Hendrix ■	54
67 Sewanee	75
90 Centre	84
57 Trinity (Tex.) ■	79
61 Southwestern (Tex.) ■	87
67 Oglethorpe ■	68
86 Millsaps ■	69
50 Rose-Hulman	73
66 DePauw	68
67 Hendrix	55
73 Rose-Hulman ■	74

Nickname: Lynx
 Colors: Red, Black & White
 Arena: Mallory Gym
 Capacity: 2,000
 AD: Mike Clary
 SID: Laura Whiteley

RICE

Houston, TX 77251-1892I

Coach: Willis Wilson, Rice 1982

2003-04 RESULTS (22-11)

76 Idaho St. †	46
69 St. Mary's (Cal.) †	55
64 Washington St. †	49
56 Stanford ■	60
62 Houston	52
67 Tulane	73
84 Lamar	78
69 Tex.-Pan American ■	58
81 Navy ■	55
102 Dallas	79
83 Connecticut ■	92
89 Louisiana Tech	77
81 Boise St. ■	61
84 UTEP ■	68
68 Tulsa	74
80 Southern Methodist ■	40
65 Fresno St.	63
76 Nevada	101
76 Hawaii ■	73
82 San Jose St. ■	49
62 UTEP	105
69 Boise St.	80
111 Tulsa ■	103
87 Nevada ■	75
81 La.-Lafayette ■	76
63 Fresno St. ■	60
61 San Jose St.	55
77 Hawaii	91
58 Louisiana Tech ■	70
71 Southern Methodist	66

70 Hawaii †	68
59 Nevada †	67
63 Wis.-Milwaukee	91

Nickname: Owls
 Colors: Blue & Gray
 Arena: Autri Court
 Capacity: 5,000; Year Built: 1950
 AD: John R. May
 SID: Jay Jameson

RICHARD STOCKTON

Pomona, NJ 08240-0195III

Coach: Gerry Matthews, Kean 1965

2003-04 RESULTS (16-12)

83 Scranton †	68
50 Albright	58
63 TCNJ ■	51
68 Rutgers-Newark	59
69 Rutgers-Camden	61
63 Arcadia	52
75 Lebanon Valley ■	65
47 Widener †	61
84 Medgar Evers †	66
56 Catholic ■	72
47 King's (Pa.) †	64
83 Wilkes	69
65 Kean ■	52
63 New Jersey City ■	78
81 Purchase St.	65
79 Ramapo	95
63 Montclair St.	65
67 Neumann	65
64 Wm. Paterson ■	57
64 Rowan ■	69
53 Rutgers-Newark ■	50
39 Kean	59
59 Ramapo ■	69
58 York (N.Y.) ■	49
61 Rowan	55
64 TCNJ	72
81 Mt. St. Mary (N.Y.)	79
66 New York U.	70

Nickname: Ospreys
 Colors: Black, White & Red
 Arena: Sports Center
 Capacity: 3,000; Year Built: 2000
 AD: G. Larry James
 SID: Chris Rollman

RICHMOND

Richmond, VA 23173-1903I

Coach: Jerry Wainwright,
 Colorado Col. 1968

2003-04 RESULTS (20-13)

62 Mississippi Val. ■	46
63 New Hampshire ■	49
66 San Francisco †	59
61 South Carolina †	67
75 UAB	83
70 Va. Commonwealth ■	52
66 Wake Forest	81
70 South Fla.	58
62 Manhattan †	70
56 Providence ■	57
73 Hampton ■	42
75 Colorado	62
69 Duquesne ■	66
60 St. Joseph's ■	71
55 La Salle	66
50 Dayton ■	55
59 Temple	52
69 Kansas	68
53 Xavier	44
72 George Washington ■	65
57 Dayton	62
71 Duquesne	51
51 Xavier ■	62
74 Fordham ■	53

75 St. Bonaventure	55
66 La Salle ■	50
54 Rhode Island	56
75 George Washington	67
69 Massachusetts ■	65
67 Fordham †	47
64 Temple †	49
56 Dayton	58
64 Wisconsin †	76

Nickname: Spiders
 Colors: Red & Blue
 Arena: Robins Center
 Capacity: 9,071; Year Built: 1972
 AD: Jim Miller
 SID: Simon Gray

RIDER

Lawrenceville, NJ 08648-3099 ..I

Coach: Don Harnum,
 Susquehanna 1986

2003-04 RESULTS (17-14)

69 Brown ■	53
89 Quinnipiac †	70
56 Hawaii-Hilo	58
68 Dartmouth †	64
88 Iona	67
54 Manhattan	72
75 Delaware ■	72
43 Drexel	64
101 Harvard	95
59 Monmouth	64
60 Fairleigh Dickinson	67
71 Loyola (Md.)	59
77 Pennsylvania ■	72
64 Siena ■	71
93 Niagara ■	90
77 Canisius	65
69 Niagara	82
78 Siena	81
63 Marist ■	59
61 Massachusetts ■	74
69 St. Peter's ■	77
58 Loyola (Md.) ■	51
40 Fairfield ■	65
74 Marist	67
66 Canisius ■	63
59 Fairfield	70
63 Iona	78
57 Manhattan ■	56
67 St. Peter's	72
75 Loyola (Md.) †	67
69 St. Peter's †	79

Nickname: Broncs
 Colors: Cranberry & White
 Arena: Alumni Gymnasium
 Capacity: 1,650; Year Built: 1959
 AD: Curtis W. Blake
 SID: Bud Focht

RIPON

Ripon, WI 54971III

Coach: Bob Gillespie, Lewis 1971

2003-04 RESULTS (14-9)

60 Marian (Wis.) ■	53
89 Maranatha Baptist ■	83
72 Augustana (Ill.) ■	69
70 St. Ambrose	87
90 Franciscan †	80
76 Carroll (Wis.)	78
63 Bethany (Cal.) †	57
59 Cal St. Monterey Bay	49
81 Beloit ■	57
62 Lawrence	82
62 Carroll (Wis.) ■	79
120 Grinnell	122
72 Knox	77
75 St. Norbert	76
86 Illinois Col. ■	77
56 Lake Forest ■	41

85 Monmouth (Ill.)	86
82 Illinois Col.	85
85 Knox ■	75
129 Grinnell ■	87
89 Lawrence ■	85
97 Beloit	71
97 St. Norbert ■	92

Nickname: Red Hawks
 Colors: Red & White
 Arena: Storz Center
 Capacity: 1,500; Year Built: 1967
 AD: Robert G. Gillespie
 SID: Ron Ernst

RIVIER

Nashua, NH 03060-5086III

Coach: Dave Morissette,
 Plymouth St. 1994

2003-04 RESULTS (9-16)

93 New England ■	68
48 Bates ■	98
79 New England Col. ■	74
89 Hampshire ■	49
85 Emmanuel (Mass.) ■	96
66 Bard ■	54
72 Palm Beach Atl.	88
57 Emerson	74
58 Johnson & Wales ■	89
51 Emerson ■	53
53 Norwich	74
63 Western New Eng. ■	74
71 Albertus Magnus ■	77
56 Johnson & Wales	75
66 Southern Vt. ■	81
75 Emmanuel (Mass.)	81
86 Daniel Webster	79
54 Southern Vt.	82
76 Albertus Magnus	66
61 Suffolk ■	77
72 Norwich	60
63 Daniel Webster ■	62
80 Western New Eng.	68
78 Suffolk	83
69 Johnson & Wales	103

Nickname: Raiders
 Colors: Blue & Gray
 Arena: Muldoon Fitness Center
 Capacity: 300; Year Built: 1984
 AD: Joanne Merrill
 SID: Joanne Merrill

ROANOKE

Salem, VA 24153III

Coach: Page Moir, Virginia Tech 1984

2003-04 RESULTS (12-14)

82 Earlham ■	60
65 Rose-Hulman ■	63
72 Goucher †	68
74 North Central †	84
72 Emory & Henry	58
87 Averett	69
43 Wash. & Lee	52
61 Va. Wesleyan	83
66 Randolph-Macon	70
90 St. Joseph's (Me.) ■	72
82 New Paltz St. ■	65
86 Wash. & Lee ■	63
69 Guilford	83
69 Hampden-Sydney ■	79
62 Lynchburg ■	75
78 Bridgewater (Va.)	82
68 Randolph-Macon ■	78
61 Va. Wesleyan	58
84 East. Mennonite	73
69 Bridgewater (Va.) ■	58
73 Lynchburg	81
61 Hampden-Sydney	81
76 Emory & Henry ■	79
96 Guilford ■	90

75 East. Mennonite ■	82
72 Hampden-Sydney †	88

Nickname: Maroons
 Colors: Maroon & Gray
 Arena: Bast Center
 Capacity: 2,000; Year Built: 1982
 AD: M. Scott Allison
 SID: Chris Cummings

ROBERT MORRIS

Moon Township, PA 15108-11891

Coach: Mark Schmidt, Boston College

2003-04 RESULTS (14-15)

76 St. Bonaventure	78
61 Pittsburgh	75
90 Carnegie Mellon ■	60
75 Birmingham-So.	83
65 St. Francis (Pa.) ■	62
66 Buffalo	79
70 Md.-East. Shore ■	63
70 Duquesne	91
58 Eastern Ky.	67
74 Bucknell ■	67
79 Long Island ■	57
58 St. Francis (N.Y.) ■	74
62 Fairleigh Dickinson	58
67 Monmouth	75
69 Sacred Heart	66
77 Mt. St. Mary's ■	65
66 St. Francis (N.Y.)	79
76 Long Island	89
71 Sacred Heart ■	62
75 Wagner ■	68
88 Quinnipiac	82
69 Central Conn. St.	68
77 St. Francis (Pa.)	86
53 Mt. St. Mary's	69
58 Monmouth ■	68
68 Quinnipiac ■	66
68 Central Conn. St. ■	77
58 St. Francis (Pa.) †	43
45 Monmouth †	62

Nickname: Colonials
 Colors: Blue & White with Red
 Arena: Charles L. Sewall Center
 Capacity: 3,056; Year Built: 1985
 AD: Susan Hofacre
 SID: Jim Duzyk

ROCHESTER

Rochester, NY 14627-0296III

Coach: Mike Neer, Wash. & Lee 1970

2003-04 RESULTS (25-2)

90 New Paltz St. ■	46
70 Endicott ■	43
69 Nazareth	46
79 Wesleyan (Conn.) ■	46
75 Susquehanna ■	58
76 Elmira	36
66 Carnegie Mellon ■	45
90 Hobart	57
66 Rochester Inst.	50
62 New York U. ■	60
87 Brandeis	53
69 Nazareth †	45
77 Brockport St. ■	55
64 St. John Fisher ■	55
75 Emory	72
77 Case Reserve	60
68 Washington-St. Louis ■	47
68 Chicago ■	44
54 Chicago	41
64 Washington-St. Louis	69
85 Brandeis	69
79 New York U.	70
70 Case Reserve ■	56
74 Emory ■	56
73 Carnegie Mellon	71

75 St. John Fisher ■	66
79 Keene St. †	82

Nickname: Yellowjackets
 Colors: Yellow & Blue
 Arena: Louis Alexander Palestra
 Capacity: 1,889; Year Built: 1930
 AD: George VanderZwaag
 SID: Dennis O'Donnell

ROCHESTER INST.

Rochester, NY 14623-5603III

Coach: Bob McVean, Brockport St. 1969

2003-04 RESULTS (16-10)

80 Hobart	70
99 Western Conn. St. †	94
67 Skidmore	81
77 Hilbert ■	50
69 Wilkes ■	68
56 D'Youville	62
78 Cortland St. ■	80
50 Rochester ■	66
91 Elmira	80
70 Ithaca ■	67
76 Brockport St. ■	87
84 Nazareth †	79
68 Geneseo St. †	75
79 Alfred ■	61
72 St. John Fisher ■	71
73 Nazareth ■	71
60 Utica	63
66 Hartwick	52
76 Ithaca	73
56 Elmira	81
77 Hartwick ■	64
72 Utica ■	70
77 Nazareth	74
65 St. John Fisher	67
74 Alfred	62
53 Utica †	67

Nickname: Tigers
 Colors: Burnt Umber, Orange & White
 Arena: Clark Memorial Gymnasium
 Capacity: 2,200; Year Built: 1968
 AD: Louis W. Spiotti
 SID: Jamie Joss

ROCKFORD

Rockford, IL 61108-2393III

Coach: Bill Lavery, Monmouth (Ill.) 1990

2003-04 RESULTS (13-13)

75 Wesley †	73
72 Manchester	81
73 Kendall	88
57 Minn. St.-Mankato	72
90 Illinois Tech	69
68 Loras ■	59
70 Iowa Wesleyan ■	75
78 Lakeland	88
76 Augustana (Ill.)	79
78 Wis. Lutheran †	70
59 Cal Lutheran	76
77 Marian (Wis.) ■	52
77 Milwaukee Engr. ■	48
64 Eureka	74
84 Aurora ■	74
98 Concordia (Ill.) ■	57
82 Clarke	63
55 Benedictine (Ill.)	77
83 Dominican (Ill.) ■	60
57 Eureka ■	77
63 Aurora	72
67 Concordia (Ill.)	58
63 Clarke ■	74
75 Benedictine (Ill.) ■	72
76 Dominican (Ill.)	69
56 Clarke ■	57

Nickname: Regents
 Colors: Purple, White & Black
 Arena: Seaver Center
 Capacity: 1,100; Year Built: 1964
 AD: Kristyn King
 SID: Dave Beyer

ROCKHURST

Kansas City, MO 64110-2561 ..II

Coach: Bill O'Connor, St. Benedict 1972

2003-04 RESULTS (15-13)

65 Mo. Southern St.	70
78 Pittsburg St.	83
63 Eastern N.M. †	67
90 Warner Southern †	82
81 William Jewell	84
73 Southwest Baptist ■	59
77 Northwest Mo. St. ■	91
71 Mo. Western St. ■	65
54 Washburn ■	69
59 Wichita St.	84
81 Minn. St.-Mankato	95
85 Central Mo. St. ■	78
84 Fort Hays St. ■	77
74 St. Mary's (Tex.) ■	76
62 Incarnate Word ■	64
79 St. Edward's	68
89 Okla. Panhandle	73
68 Park ■	55
72 Drury	80
88 Lincoln (Mo.) ■	58
57 St. Mary's (Tex.)	56
80 Incarnate Word	70
72 St. Edward's ■	63
105 Okla. Panhandle ■	85
67 Park	47
74 Drury ■	80
83 Lincoln (Mo.)	76
62 St. Mary's (Tex.)	82

Nickname: Hawks
 Colors: Blue & White
 Arena: Mason-Halpin Field House
 Capacity: 2,000; Year Built: 1938
 AD: Frank Diskin
 SID: Sid Bordman

ROGER WILLIAMS

Bristol, RI 02809III

Coach: Mike Tully, Clark (Mass.) 1991

2003-04 RESULTS (18-11)

66 Muhlenberg	64
46 Moravian †	60
60 Framingham St.	56
80 Rhode Island Col. ■	73
50 Wheaton (Mass.) ■	57
56 Johnson & Wales	53
60 WPI	63
75 Connecticut Col. ■	60
64 Endicott	80
85 Anna Maria	58
67 Curry ■	60
78 Anna Maria ■	65
59 Nichols	65
67 New England ■	56
69 Eastern Nazarene ■	46
60 Salve Regina	64
89 New England Col. ■	53
50 Eastern Nazarene	53
58 Coast	65
79 Coast Guard ■	60
67 Nichols	43
67 Colby-Sawyer	63
73 Wentworth Inst. ■	57
59 Salve Regina	53
58 Curry	60
86 Gordon ■	61
60 Endicott	73
51 Norwich ■	49
61 Wheaton (Mass.) ■	70

Nickname: Hawks
 Colors: Blue & Gold
 Arena: Campus Recreation Center
 Capacity: 1,200; Year Built: 2003
 AD: George Kolb
 SID: Nicholas DeRosa

ROLLINS

Winter Park, FL 32789II

Coach: Tom Klusman, Rollins 1976

2003-04 RESULTS (27-6)

61 Montevallo	77
65 Ala.-Huntsville †	52
71 P.R.-Rio Piedras ■	72
85 P.R.-Cayey ■	52
82 P.R.-Mayaguez ■	72
83 Bluefield St. ■	42
63 St. Leo	52
88 Neb.-Omaha †	76
75 Tarleton St. †	64
71 Nyack ■	56
85 St. Michael's ■	74
68 Eckerd	65
84 Florida Tech	54
66 Fla. Southern ■	67
66 Lynn	57
83 St. Leo ■	65
42 Tampa	59
81 Nova Southeastern ■	75
70 Barry	48
72 Eckerd	63
72 Florida Tech ■	46
67 Lynn ■	58
66 Fla. Southern	60
69 Tampa ■	57
86 St. Leo	68
87 Nova Southeastern	76
70 Barry ■	63
92 St. Leo ■	65
73 Eckerd	75
88 Benedict †	79
77 Eckerd †	54
75 Montevallo †	63
54 Metro St. †	88

Nickname: Tars
 Colors: Blue & Gold
 Arena: Alford Sports Center
 Capacity: 2,500; Year Built: 2000
 AD: J. Phillip Roach
 SID: Dean Hybl

ROSE-HULMAN

Terre Haute, IN 47803III

Coach: Jim Shaw, Indiana 1982

2003-04 RESULTS (19-8)

64 Averett †	56
63 Roanoke	65
79 Wabash †	64
76 Earlham †	68
72 Fontbonne ■	56
58 Wilmington (Ohio) ■	54
72 Robert Morris-Chicag ■	59
60 Anderson (Ind.)	66
46 Hanover	62
68 Franklin †	82
71 DePauw ■	56
66 Rhodes	57
62 Hendrix	50
76 Sewanee ■	60
60 Centre ■	66
74 Oglethorpe ■	56
65 Millsaps ■	38
88 Thomas More	67
72 DePauw	67
63 Trinity (Tex.)	73
73 Southwestern (Tex.)	70
73 Rhodes	50
77 Hendrix ■	53
71 Sewanee	66

68 Centre	78
74 Rhodes.....	73
67 Oglethorpe †	74

Nickname: Fightin' Engineers
 Colors: Old Rose & White
 Arena: Hulbert Arena
 Capacity: 2,000; Year Built: 1997
 AD: Jeffrey Jenkins
 SID: Kevin Lanke

ROWAN

Glassboro, NJ 08028-1701III

Coach: Joe Cassidy, St. Joseph's 1974

2003-04 RESULTS (21-6)

61 Gwynedd-Mercy.....	71
72 Rutgers-Camden ■.....	58
72 Goldey-Beacom.....	77
92 Chestnut Hill ■.....	49
86 Ramapo ■.....	83
65 New Jersey City.....	85
104 Valley Forge Chrst. ■.....	61
83 Albright ■.....	78
64 Keystone.....	46
79 Phila. Bible ■.....	67
83 Eastern.....	64
68 Wm. Paterson.....	54
67 Rutgers-Newark ■.....	63
62 Montclair St. ■.....	56
84 New Paltz St. ■.....	71
73 Lincoln (Pa.).....	65
69 Kean.....	79
93 TCNJ ■.....	82
103 Lancaster Bible ■.....	44
69 Richard Stockton.....	64
85 Ramapo.....	84
68 Rutgers-Newark.....	64
84 Chestnut Hill ■.....	57
72 Kean ■.....	69
55 Richard Stockton ■.....	61
84 TCNJ ■.....	74
75 New Jersey City.....	88

Nickname: Profs
 Colors: Brown & Gold
 Arena: Esby Gym
 Capacity: 1,500; Year Built: 1963
 AD: Joy L. Solomon
 SID: Sheila Stevenson

RUST

Holly Springs, MS 38635III

Coach: Rodney Stennis, Rust 1969

2003-04 RESULTS (17-8)

94 Tougaloo.....	77
95 Philander Smith ■.....	81
69 Millsaps.....	62
82 Tougaloo ■.....	64
81 Millsaps ■.....	56
77 Fisk.....	69
85 Rhodes.....	81
92 Claffin ■.....	83
64 SCAD ■.....	69
89 Philander Smith.....	87
63 Ark. Baptist.....	59
62 Maryville (Tenn.).....	84
71 Fisk ■.....	75
67 Oakwood.....	73
76 Maryville (Tenn.) ■.....	81
95 Stillman ■.....	92
69 SCAD.....	75
71 Concordia (Ala.) ■.....	65
82 LeMoyne-Owen ■.....	73
83 Lambuth ■.....	91
63 Ark. Baptist ■.....	60
65 Stillman.....	61
84 Oakwood.....	73
106 Concordia (Ala.) †.....	91
79 Lambuth.....	82

Nickname: Bearcats
 Colors: Blue & White
 Arena: McMillan Multipurpose Ctr
 Capacity: 2,000; Year Built: 1971
 AD: Ishmell H. Edwards
 SID: To be named

RUTGERS

New Brunswick, NJ 08903I

Coach: Gary Waters, Ferris St. 1957

2003-04 RESULTS (20-13)

71 Lafayette ■.....	63
78 Buffalo ■.....	53
43 Wisconsin.....	55
77 Temple ■.....	67
60 Penn St.....	47
51 Princeton ■.....	49
80 Long Island ■.....	54
80 Northwestern †.....	75
68 UTEP.....	94
57 Georgetown.....	63
74 Connecticut ■.....	75
65 Providence.....	64
78 Monmouth ■.....	75
49 Pittsburgh.....	59
63 Miami (Fla.).....	73
78 St. John's (N.Y.) ■.....	70
71 Villanova.....	68
81 Notre Dame ■.....	70
72 Miami (Fla.) ■.....	70
58 Seton Hall.....	85
61 Syracuse.....	63
85 Virginia Tech ■.....	52
102 Northern Colo. ■.....	52
44 Boston College.....	76
74 West Virginia ■.....	53
70 Virginia Tech.....	71
64 Seton Hall ■.....	66
58 Virginia Tech †.....	61
76 Temple.....	71
67 West Virginia ■.....	64
72 Villanova ■.....	60
84 Iowa St. †.....	81
55 Michigan †.....	62

Nickname: Scarlet Knights
 Colors: Scarlet
 Arena: Louis Brown Athletic Center
 Capacity: 8,000; Year Built: 1977
 AD: Robert E. Mulcahy
 SID: John Beisser

RUTGERS-CAMDEN

Camden, NJ 08102III

Coach: Bill Culbertson, Pittsburgh 1984

2003-04 RESULTS (5-19)

58 Rowan.....	72
74 Farmingdale ■.....	85
73 New Jersey City ■.....	97
56 Widener ■.....	78
61 Richard Stockton ■.....	69
66 City Tech ■.....	93
80 Keystone.....	77
68 DeSales.....	99
76 Wheaton (Mass.) †.....	101
69 Chestnut Hill.....	77
68 Arcadia ■.....	47
85 John Jay.....	104
58 Wm. Paterson ■.....	68
49 Rutgers-Newark.....	83
61 York (N.Y.).....	69
66 Kean ■.....	65
77 Montclair St.....	70
73 Ramapo.....	104
77 TCNJ ■.....	94
91 Phila. Bible.....	106
55 New Jersey City.....	104
60 Wm. Paterson.....	82
90 Keystone ■.....	85
63 TCNJ.....	87

Nickname: Scarlet Raptors
 Colors: Scarlet & Silver
 Arena: Rutgers Camden Gymnasium
 Capacity: 2,100; Year Built: 1973
 AD: Jeffrey, L. Dean
 SID: Mike Ballard

RUTGERS-NEWARK

Newark, NJ 07102III

Coach: Joe Loughran,
 American Int'l 1993

2003-04 RESULTS (13-12)

95 Wentworth Inst. ■.....	57
87 Washington (Md.) ■.....	98
57 Wm. Paterson ■.....	46
52 York (N.Y.) ■.....	41
59 Richard Stockton ■.....	68
84 Purchase St. ■.....	52
73 Stevens Institute.....	52
82 Hunter.....	74
89 Waynesburg †.....	62
70 Lebanon Valley.....	71
62 Manhattanville.....	65
74 Centenary (N.J.) ■.....	54
63 Rowan.....	67
83 Rutgers-Camden ■.....	49
64 Kean.....	67
64 New Jersey City.....	63
73 Ramapo.....	82
60 Montclair St. ■.....	71
82 Polytechnic (N.Y.) ■.....	51
71 Medgar Evers ■.....	59
50 Richard Stockton.....	53
64 Rowan.....	68
82 Kean ■.....	58
62 TCNJ.....	71
69 Ramapo.....	95

Nickname: Scarlet Raiders
 Colors: Scarlet & Black
 Arena: The Golden Dome
 Capacity: 2,000; Year Built: 1977
 AD: TBA
 SID: John Stallings

SACRAMENTO ST.

Sacramento, CA 95819-6099I

Coach: Jerome Jenkins, Regis 1990

2003-04 RESULTS (13-15)

59 Stanford.....	77
76 Dominican (Cal.) ■.....	65
78 Cal St. Fullerton.....	71
89 San Jose Christian ■.....	45
60 Cal Poly.....	76
63 New Mexico.....	77
74 St. Mary's (Cal.) ■.....	88
77 San Jose St.....	85
64 UC Irvine ■.....	56
73 Oregon St.....	76
73 Long Beach St. ■.....	51
66 UC Riverside.....	55
47 San Francisco.....	60
73 Northern Ariz. ■.....	80
76 Portland St. ■.....	64
62 Eastern Wash. ■.....	68
81 Idaho St.....	82
54 Weber St.....	65
77 Montana St. ■.....	71
76 Montana ■.....	67
110 Northern Ariz.....	97
57 Eastern Wash.....	83
65 Portland St.....	69
64 Weber St. ■.....	61
84 Idaho St. ■.....	70
69 Montana.....	80
80 Montana St.....	74
62 Weber St. ■.....	68

Nickname: Hornets
 Colors: Green & Gold

Arena: Hornets Nest
 Capacity: 1,400; Year Built: 1951
 AD: Terry Wanless
 SID: Brian Berger

SACRED HEART

Fairfield, CT 06825-1000I

Coach: Dave Bike, Sacred Heart 1969

2003-04 RESULTS (12-15)

64 Connecticut.....	111
55 Army.....	51
58 Lehigh ■.....	56
79 Columbia ■.....	85
59 Yale.....	73
89 Long Island ■.....	87
70 Boston College.....	72
75 Albany (N.Y.).....	69
72 Marquette.....	77
61 Monmouth.....	70
81 Wagner ■.....	74
73 Fairleigh Dickinson ■.....	69
91 Harvard ■.....	69
76 Mt. St. Mary's.....	85
62 Quinnipiac.....	90
66 Robert Morris ■.....	69
72 Central Conn. St. ■.....	69
78 St. Francis (N.Y.).....	86
76 Quinnipiac ■.....	74
62 Robert Morris.....	71
75 St. Francis (Pa.).....	64
92 Long Island.....	87
70 Monmouth ■.....	63
79 St. Francis (N.Y.) ■.....	93
83 Central Conn. St.....	95
75 Mt. St. Mary's ■.....	85
93 Wagner.....	100

Nickname: Pioneers
 Colors: Red & White
 Arena: William H. Pitt Center
 Capacity: 2,000; Year Built: 1997
 AD: C. Donald Cook
 SID: Gene Gumbs

SAGINAW VALLEY

University Center, MI
 48710-0001II

Coach: Dean Lockwood,
 Spring Arbor 1982

2003-04 RESULTS (9-18)

69 Wayne St. (Mich.) †.....	79
72 Hillsdale.....	60
82 Madonna.....	74
83 Rochester College ■.....	72
91 Alma ■.....	82
88 Wayne St. (Mich.).....	84
71 Hillsdale ■.....	70
76 Ferris St.....	88
78 Oakland.....	105
72 Northern Ky.....	87
85 Tiffin ■.....	75
80 Concordia (Mich.) ■.....	55
54 Mercyhurst ■.....	81
83 Gannon ■.....	88
82 Northwood ■.....	90
78 Ashland.....	89
69 Findlay.....	94
83 Lake Superior St.....	90
75 Grand Valley St. ■.....	98
69 Michigan Tech.....	73
62 Northern Mich. ■.....	65
68 Northwood.....	78
69 Ferris St.....	88
83 Grand Valley St.....	86
74 Northern Mich.....	73
68 Michigan Tech.....	91
68 Lake Superior St. ■.....	71

Nickname: Cardinals
 Colors: Red, White & Blue

Arena: James O'Neill Jr. Arena
Capacity: 4,000; Year Built: 1989
AD: Joe Vogl
SID: Ryan Thompson

ST. ANDREWS

Laurinburg, NC 28352-5598II

Coach: Rob Perron, St. Andrews 1996

2003-04 RESULTS (6-22)

75 Elizabeth City St.	76
78 Livingstone †	92
79 Newberry	76
82 UNC Pembroke	75
57 Barton ■	72
83 Coastal Caro.	91
69 S.C.-Aiken	84
73 Erskine ■	62
76 Anderson (S.C.)	75
67 Limestone	72
76 Belmont Abbey ■	87
77 Lees-McRae ■	79
85 Coker	92
85 Pfeiffer ■	86
67 Mount Olive	89
72 Queens (N.C.)	76
79 Limestone ■	85
80 Barton	92
61 Anderson (S.C.) ■	80
65 Fayetteville St.	86
58 Queens (N.C.) ■	74
88 Lees-McRae	110
67 Coker ■	58
52 Belmont Abbey	48
59 Erskine	84
84 Mount Olive ■	94
85 Pfeiffer	108
43 Erskine	68

Nickname: Knights
Colors: Royal Blue & White
Arena: Harris Court
Capacity: 1,400; Year Built: 1967
AD: Carl F. Ullrich
SID: Kevin Buczek

ST. ANSELM

Manchester, NH 03102-1310....II

Coach: Keith Dickson,
New Hampshire 1979

2003-04 RESULTS (17-12)

84 Merrimack ■	99
80 Southern Conn. St. ■	50
84 Pace	77
61 Assumption ■	78
56 Bryant ■	74
80 Mass.-Lowell	75
87 American Int'l	64
55 Southern N.H. †	84
107 Felician ■	60
83 Grand Canyon	71
83 Wayne St. (Mich.) †	67
63 Franklin Pierce	60
81 Southern N.H. ■	64
69 Stonehill ■	66
84 Bentley ■	91
67 Merrimack	74
65 Le Moyne	74
101 St. Michael's	69
77 American Int'l ■	86
67 Bryant	77
76 Assumption	80
101 Southern Conn. St.	72
98 St. Rose ■	87
94 Pace ■	68
103 Le Moyne ■	80
93 St. Michael's	77
64 St. Rose	68
93 Assumption ■	73
82 Bentley	83

Nickname: Hawks
Colors: Blue & White
Arena: Stoutenburgh Gymnasium
Capacity: 1,600; Year Built: 1961
AD: Edward Cannon
SID: Kurt Svoboda

ST. AUGUSTINE'S

Raleigh, NC 27610II

Coach: Thomas Hargrove,
St. Augustine's 1965

2003-04 RESULTS (19-9)

71 Eckerd †	70
101 Bloomsburg †	59
62 St. Paul's ■	55
82 Bowie St. ■	84
92 Allen	75
68 Morris	69
82 West Va. Tech.	75
90 Catawba	87
64 Morehouse †	66
67 Fort Valley St. †	58
87 Longwood	74
57 Winston-Salem	52
82 N.C. Central ■	93
91 Elizabeth City St. ■	85
75 Fayetteville St.	66
69 Shaw	68
76 Johnson Smith ■	51
91 Livingstone ■	75
77 N.C. Central	78
76 Virginia Union	80
82 Winston-Salem ■	67
83 Fayetteville St. ■	85
75 Johnson Smith	72
76 Virginia St.	80
99 Livingstone	74
87 Morris ■	76
107 Allen ■	69
66 Virginia St. †	75

Nickname: Falcons
Colors: Blue & White
Arena: Emery Gymnasium
Capacity: 1,000; Year Built: 1962
AD: George Williams
SID: Oralia Washington

ST. BONAVENTURE

St. Bonaventure, NY 14778.....I

Coach: Anthony Solomon,
Virginia 1987

2003-04 RESULTS (7-21)

78 Robert Morris ■	76
89 Ark.-Little Rock ■	75
63 Creighton	83
78 Syracuse †	87
64 Canisius ■	78
65 Iona ■	62
98 Niagara	107
81 North Texas ■	62
55 George Mason	69
46 Kent St. †	74
70 Boston College	77
72 Dayton	76
69 Fordham	75
77 Massachusetts ■	71
74 Rhode Island ■	71
63 St. Joseph's ■	114
57 Temple	76
78 Duquesne ■	85
78 George Washington	102
44 Temple ■	61
78 La Salle	89
55 Richmond ■	75
57 Rhode Island	81
49 Xavier ■	65
71 Massachusetts	82
50 St. Joseph's	82
81 Fordham ■	75
64 Xavier †	90

Nickname: Bonnies
Colors: Brown & White
Arena: Reilly Center
Capacity: 6,000; Year Built: 1966
AD: Ronald E. Zwierlein
SID: Steve Mest

ST. CLOUD ST.

St. Cloud, MN 56301-4498II

Coach: Kevin Schlagel,
St. Cloud St. 1976

2003-04 RESULTS (17-11)

89 Minn.-Crookston ■	55
91 Dakota Wesleyan ■	62
82 Western Ore. †	84
97 Central Wash.	91
72 Wis.-River Falls ■	69
72 Wayne St. (Neb.) ■	71
72 Macalester	66
69 Bemidji St. ■	60
72 St. John's (Minn.) ■	52
79 Concordia-St. Paul	70
70 Southwest Minn. St.	84
80 Northern Mich.	81
76 North Dakota St. ■	85
85 North Dakota	55
80 Augustana (S.D.) ■	65
77 South Dakota St. ■	70
69 Neb.-Omaha	78
79 South Dakota	97
98 Minn. St.-Mankato ■	94
88 Minnesota Bible ■	74
72 Minn. St.-Mankato	56
84 South Dakota ■	91
67 Neb.-Omaha ■	77
69 South Dakota St.	91
78 Augustana (S.D.)	61
86 North Dakota	83
84 North Dakota St.	88
74 North Dakota St.	87

Nickname: Huskies
Colors: Cardinal Red & Black
Arena: Halenbeck Hall
Capacity: 6,900; Year Built: 1965
AD: Morris Kurtz
SID: Anne Abicht

ST. EDWARD'S

Austin, TX 78704II

Coach: Mike Jones, Angelo St.

2003-04 RESULTS (8-19)

58 Harding ■	83
83 Chadron St. ■	87
90 Abilene Christian ■	102
66 Southwestern (Tex.) ■	77
56 N.M. Highlands	81
85 N.M. Highlands	91
70 Paul Quinn	69
59 Southeastern Okla. ■	75
74 Concordia-Austin	79
81 Western N.M. ■	79
71 Abilene Christian	84
81 Rochester College †	67
73 Tex. Permian Basin ■	60
63 Ouachita Baptist	90
58 Drury	87
68 Rockhurst ■	79
84 Lincoln (Mo.) ■	66
64 Incarnate Word ■	61
64 St. Mary's (Tex.)	77
60 Southeastern Okla.	74
81 Okla. Panhandle ■	79
53 Drury	71
63 Rockhurst	72
74 Lincoln (Mo.)	63
58 Incarnate Word	65
48 St. Mary's (Tex.) ■	77
79 Okla. Panhandle	88

Nickname: Hilltoppers
Colors: Navy & White
Arena: Recreation & Convocation Center
Capacity: 2,500; Year Built: 1989
AD: Debora Taylor
SID: Naveen Boppna

ST. FRANCIS (PA.)

Loretto, PA 15940-0600I

Coach: Bobby Jones, Western Ky. 1984

2003-04 RESULTS (13-15)

69 Pittsburgh	90
58 Penn St.	67
61 Youngstown St.	77
72 Howard	79
84 Bucknell ■	79
62 Robert Morris	65
75 American ■	63
66 VMI	62
62 Cornell	70
49 Nebraska	93
74 St. Francis (N.Y.) ■	65
61 Long Island	56
64 Monmouth	74
74 Fairleigh Dickinson	77
71 Mt. St. Mary's ■	58
73 Long Island	64
54 St. Francis (N.Y.)	84
68 Wagner ■	66
64 Sacred Heart ■	75
68 Central Conn. St.	79
63 Quinnipiac	65
86 Robert Morris ■	77
63 Fairleigh Dickinson ■	57
76 Mt. St. Mary's	75
66 Wagner	70
69 Central Conn. St. ■	49
78 Quinnipiac	62
43 Robert Morris †	58

Nickname: Red Flash
Colors: Red & White
Arena: Maurice Stokes Athletic Center
Capacity: 3,500; Year Built: 1972
AD: Jeffrey M. Eisen
SID: Pat Farabaugh

ST. FRANCIS (N.Y.)

Brooklyn Heights, NY
11201-4398I

Coach: Ron Ganulin, Long Island 1968

2003-04 RESULTS (15-13)

58 Massachusetts	80
60 William & Mary †	80
68 Appalachian St. †	63
68 St. Peter's	78
52 St. John's (N.Y.)	58
53 Binghamton ■	61
64 Penn St.	68
75 Mt. St. Mary's ■	66
78 Cornell ■	76
74 Quinnipiac †	69
68 Army	54
65 St. Francis (Pa.)	74
74 Robert Morris	58
69 Monmouth ■	72
69 Central Conn. St.	57
81 Fairleigh Dickinson	72
82 Wagner	70
86 Sacred Heart ■	78
79 Robert Morris ■	66
84 St. Francis (Pa.) ■	54
64 Mt. St. Mary's	78
70 Wagner ■	74
93 Sacred Heart	79
75 Long Island	78
75 Long Island ■	66
82 Monmouth	87
63 Fairleigh Dickinson ■	57
68 Central Conn. St. †	81

Nickname: Terriers
 Colors: Red & Blue
 Arena: Pope Physical Education Center
 Capacity: 1,200; Year Built: 1971
 AD: Edward Aquilone
 SID: Jim Hoffman

ST. JOHN FISHER

Rochester, NY 14618III

Coach: Rob Kornaker, Alfred

2003-04 RESULTS (22-7)

76 Hilbert ■	58
91 Pitt.-Bradford ■	88
61 Marietta †	45
74 Allegheny.....	49
70 Fredonia St.	54
57 Apprentice †	58
66 Oswego St. †	78
70 Hartwick ■	55
82 Utica ■	67
70 Keuka	65
85 Roberts Wesleyan †	72
55 Rochester	64
71 Brockport St.	85
71 Nazareth	61
71 Rochester Inst.	72
73 Alfred ■	61
84 Ithaca	80
95 Elmira ■	64
70 Utica	81
78 Hartwick	40
89 Alfred	63
69 Elmira	57
81 Ithaca	78
67 Rochester Inst. ■	65
75 Nazareth ■	70
82 Ithaca ■	57
62 Utica ■	59
90 Hamilton	83
66 Rochester	75

Nickname: Cardinals
 Colors: Cardinal & Gold
 Arena: Manning-Napier Varsity Gym
 Capacity: 1,200; Year Built: 1963
 AD: Bob Ward
 SID: Norm Kieffer

ST. JOHN'S (MINN.)

Collegeville, MN 56321III

Coach: Jim Smith, Marquette 1956

2003-04 RESULTS (8-17)

81 Cardinal Stritch †	90
74 Coe †	66
71 St. Thomas (Minn.)	55
67 Hamline ■	43
71 Concordia-M'head	79
44 Augsburg	55
52 St. Cloud St.	72
77 Husson †	68
79 Southern Me. †	86
81 St. Mary's (Minn.) ■	67
86 St. Olaf ■	58
87 Bethel (Minn.) ■	95
51 Gust. Adolphus	72
62 Carleton	70
62 Macalester ■	82
60 St. Thomas (Minn.) ■	65
61 Hamline	54
68 Concordia-M'head ■	69
80 Augsburg ■	70
59 St. Olaf	71
61 Bethel (Minn.)	84
73 Gust. Adolphus ■	83
76 St. Mary's (Minn.)	83
60 Carleton ■	61
70 Macalester	86

Nickname: Johnnies
 Colors: Cardinal & Blue

Arena: Sexton Arena
 Capacity: 3,500; Year Built: 1974
 AD: Jim Smith
 SID: Michael Hemmesch

ST. JOHN'S (N.Y.)

Jamaica, NY 11439I

Coach: Mike Jarvis, Northeastern 1968

2003-04 RESULTS (6-21)

45 Marquette †	52
59 Fairfield ■	64
72 Stony Brook	61
64 Hofstra ■	81
58 Duke	79
58 St. Francis (N.Y.) ■	52
66 Georgia Tech	79
61 Pennsylvania †	63
64 Holy Cross †	61
72 Niagara ■	65
59 Syracuse	65
54 Seton Hall ■	71
64 Miami (Fla.) ■	70
74 Villanova	85
69 Georgetown	71
70 Rutgers	78
64 West Virginia ■	73
71 UCLA ■	55
51 Pittsburgh	71
61 Boston College ■	89
52 West Virginia	86
65 Georgetown ■	58
53 Virginia Tech	54
53 Connecticut ■	71
78 Providence ■	103
54 Boston College	68
62 Notre Dame ■	89

Nickname: Red Storm
 Colors: Red & White
 Arena: Alumni Hall
 Capacity: 6,008; Year Built: 1961
 AD: David Wegrzyn
 SID: Dominic P. Scianna

ST. JOSEPH'S (IND.)

Rensselaer, IN 47978II

Coach: Linc Darner, Purdue 1995

2003-04 RESULTS (15-13)

83 Drury	88
89 Lake Superior St. ■	74
102 Tiffin	90
64 SIU Edwardsville ■	77
73 Lewis ■	104
84 Indianapolis ■	92
91 Goshen ■	98
66 Grand Valley St. ■	67
89 Lincoln Memorial †	70
89 Ashland	79
68 Bellarmine	81
86 Ky. Wesleyan	85
96 Mo.-St. Louis ■	73
79 Quincy ■	69
78 Lewis	83
73 Wis.-Parkside	86
91 Indianapolis	77
75 Northern Ky.	86
76 Ky. Wesleyan ■	70
83 Southern Ind. ■	80
67 Quincy	65
42 SIU Edwardsville	71
85 Wis.-Parkside ■	60
94 Northern Ky. ■	82
95 Bellarmine	74
69 Southern Ind.	117
98 Mo.-St. Louis	87
71 Ky. Wesleyan †	82

Nickname: Pumas
 Colors: Cardinal & Purple

Arena: Richard F. Scharf Alumni Fieldhouse
 Capacity: 2,000; Year Built: 1941
 AD: Bill Massoels
 SID: Clark Teuscher

ST. JOSEPH'S (L.I.)

Patchogue, NY 11772-2603III

Coach: John Mateyko,
 American Int'l 1981

2003-04 RESULTS (12-15)

80 Washington (Md.) †	93
92 Wentworth Inst. †	76
60 Hartwick ■	58
70 Purchase St. ■	61
43 New York U. ■	87
62 New Jersey City ■	73
61 Merchant Marine ■	67
60 Staten Island	85
64 Rhode Island Col. †	104
56 Lehman	59
87 Mt. St. Vincent ■	84
60 Farmingdale	72
81 Maritime (N.Y.)	73
71 Yeshiva ■	59
71 Stevens Institute	52
55 Old Westbury	77
71 Manhattanville	88
77 Merchant Marine	75
81 Hunter	75
90 Mt. St. Mary (N.Y.)	93
86 CCNY ■	55
61 Old Westbury ■	86
74 Centenary (N.J.)	66
60 Farmingdale	69
62 Maritime (N.Y.) ■	65
84 Centenary (N.J.) ■	67
79 Mt. St. Mary (N.Y.)	88

Nickname: Golden Eagles
 Colors: Blue & Gold
 Arena: Danzi Athletic Center
 Capacity: 1,500; Year Built: 1996
 AD: Donald L. Lizak
 SID: Frank Flandina

ST. JOSEPH'S (ME.)

Standish, ME 04084-5263III

Coach: Rob Sanicola,
 St. Joseph's (Me.) 1999

2003-04 RESULTS (9-16)

48 Plattsburgh St.	59
64 Mt. St. Mary (N.Y.) †	74
79 Me.-Farmington	67
77 Husson †	85
58 Southern Me. †	64
71 Lyndon St.	84
55 Framingham St.	58
84 Thomas ■	68
90 Castleton St. †	73
59 Salem St.	83
103 Grinnell †	147
94 Thomas †	65
72 Roanoke	90
57 Ferrum †	72
85 Daniel Webster ■	61
60 Plymouth St.	84
73 New England ■	63
73 Bowdoin	106
67 Wesleyan (Conn.)	99
53 Southern Me. ■	64
49 Bates	79
70 Husson	65
73 Franklin Pierce	95
90 Me.-Presque Isle ■	84
76 Me.-Fort Kent ■	73

Nickname: Monks
 Colors: Royal Blue & White
 Arena: Harold Alfond Center
 Capacity: 1,320; Year Built: 1999
 AD: David Roussel
 SID: Anne Manzo

ST. JOSEPH'S

Philadelphia, PA 19131-1395I

Coach: Phil Martelli, Widener 1976

2003-04 RESULTS (30-2)

73 Gonzaga †	66
71 Boston U.	56
75 Old Dominion	72
84 San Francisco ■	52
67 Pennsylvania	59
67 Boston College ■	57
92 Drexel	70
59 California †	57
73 Pacific ■	55
75 Delaware	54
90 George Washington ■	81
71 Richmond	60
78 Duquesne	61
79 Fordham ■	35
81 Xavier	73
92 Massachusetts ■	67
114 St. Bonaventure	63
83 Temple	71
74 Villanova	67
89 La Salle ■	63
81 Dayton	67
73 Rhode Island ■	59
72 Fordham	54
76 Temple †	53
83 Massachusetts	58
57 Rhode Island	55
82 St. Bonaventure ■	50
67 Xavier †	86
82 Liberty †	63
70 Texas Tech †	65
84 Wake Forest †	80
62 Oklahoma St. †	64

Nickname: Hawks
 Colors: Crimson & Gray
 Arena: Alumni Memorial Fieldhouse
 Capacity: 3,200; Year Built: 1949
 AD: Don DiJulia
 SID: Marie Wozniak

ST. LAWRENCE

Canton, NY 13617III

Coach: Chris Downs, Oneonta St. 1991

2003-04 RESULTS (17-8)

67 Tufts †	55
83 Oswego St.	64
89 Oneonta St. ■	52
75 Ithaca	66
88 Alfred	75
74 Oswego St. ■	64
55 Apprentice	62
79 Brockport St. ■	73
92 Skidmore	85
57 Union (N.Y.)	62
80 Plattsburgh St.	77
74 Vassar ■	39
59 Rensselaer ■	72
64 Clarkson ■	54
80 Hobart	88
59 Hamilton	83
58 Potsdam St. ■	67
58 Rensselaer	65
79 Vassar	61
72 Clarkson	65
66 Union (N.Y.) ■	61
85 Skidmore ■	66
99 Hamilton ■	91
93 Hobart ■	69
71 Rensselaer †	77

Nickname: Saints
 Colors: Scarlet & Brown
 Arena: Burkman Gymnasium
 Capacity: 1,500; Year Built: 1970
 AD: Margaret F. Strait
 SID: Erin Thompson

ST. LEO
Saint Leo, FL 33574II

Coach: Mike Madagan,
Northern Ill. 1987

2003-04 RESULTS (4-24)

53 Barry ■	59
45 Valdosta St. ■	65
51 Seattle Pacific	78
62 Northwest Nazarene †	65
66 Central Wash.	62
73 Western Wash.	90
84 St. Martin's †	75
41 Valdosta St.	57
57 Montevallo †	69
52 Rollins ■	63
61 West Fla. ■	72
59 Fla. Southern	69
59 Tampa ■	78
74 Eckerd ■	86
65 Rollins	83
43 Barry	53
75 Nova Southeastern ■	72
52 Florida Tech ■	59
59 Lynn	72
54 Eckerd	80
58 Tampa	69
67 Barry ■	70
68 Rollins ■	86
83 Florida Tech	79
94 Nova Southeastern	97
77 Lynn ■	92
74 Fla. Southern ■	87
65 Rollins	92

Nickname: Lions
Colors: Forest Green & Gold
Arena: Marion Bowman Center
Capacity: 2,700; Year Built: 1970
AD: Franis X. Reidy
SID: Walter Riddle

ST. LOUIS
St. Louis, MO 63108I

Coach: Brad Soderberg,
Wis.-Stevens Point 1985

2003-04 RESULTS (19-13)

64 Eastern Ky. ■	58
73 Savannah St. ■	33
75 N.C. A&T ■	42
57 West Virginia †	66
67 Arizona ■	68
62 Georgia Tech †	75
73 Grambling ■	35
59 Southwest Mo. St.	70
72 Butler ■	54
60 Dayton	49
65 Kansas St. ■	64
60 TCU	50
59 Marquette	61
56 Southern Miss. ■	55
70 South Fla. ■	52
70 East Caro. ■	47
62 Charlotte	68
52 UAB	72
54 Memphis	63
68 DePaul ■	70
46 Charlotte ■	45
58 Marquette ■	54
69 DePaul	62
52 Cincinnati	77
76 Tulane	65
48 Louisville ■	75
72 Houston ■	69
52 Southern Miss. †	46
72 Memphis †	61
46 Cincinnati	66
70 Iowa ■	69
66 Notre Dame †	77

Nickname: Billikens
Colors: Blue & White
Arena: Savvis Center
Capacity: 20,000; Year Built: 1994
AD: Douglas P. Woolard
SID: Doug McIlhagga

ST. MARTIN'S
Lacey, WA 98503II

Coach: Keith Cooper,
Seattle Pacific 1986

2003-04 RESULTS (8-19)

75 Hawaii-Hilo ■	78
87 Holy Names	84
99 UC Santa Cruz	75
85 Concordia (Ore.) †	74
75 St. Leo †	84
78 Humboldt St.	101
68 Western Ore.	81
78 Rocky Mountain	86
86 Mont. St.-Billings	93
100 Seattle	88
66 Seattle Pacific	94
94 Northwest Nazarene ■	82
90 Seattle ■	83
85 Central Wash.	83
75 Western Wash.	88
62 Seattle Pacific	87
69 Alas. Anchorage ■	80
84 Alas. Fairbanks ■	92
75 Seattle	78
84 Northwest Nazarene	73
84 Central Wash. ■	95
81 Seattle Pacific ■	85
90 Western Wash. ■	111
67 Alas. Fairbanks	94
70 Alas. Anchorage	86
74 Western Ore. ■	112
87 Humboldt St. ■	102

Nickname: Saints
Colors: Red & White
Arena: SMC Pavillion
Capacity: 4,300; Year Built: 1965
AD: Robert (Bob) Grisham
SID: Mark McGreevy

ST. MARY'S (CAL.)
Moraga, CA 94575I

Coach: Randy Bennett,
UC San Diego 1986

2003-04 RESULTS (19-12)

76 Binghamton †	58
55 Rice †	69
71 Alas. Fairbanks	47
62 UC Santa Barb. †	48
68 Montana	75
86 Notre Dame de Namur ■	39
83 Southern California ■	84
88 Sacramento St.	74
97 UC Santa Cruz ■	48
78 Arizona	84
71 UC Riverside	83
90 St. Peter's ■	69
84 Loyola (Ill.) ■	62
55 Brigham Young	70
80 San Diego St. ■	66
70 Portland	51
61 Gonzaga	75
84 Santa Clara ■	52
86 San Diego ■	67
82 Pepperdine	86
77 Loyola Marymount	82
75 San Francisco ■	51
69 San Francisco	63
82 Portland ■	63
60 Gonzaga ■	79
87 San Diego	67
70 Santa Clara	40
76 Loyola Marymount ■	77

104 Pepperdine ■	95
79 Pepperdine †	74
71 Gonzaga †	84

Nickname: Gaels
Colors: Navy Blue & Red
Arena: McKeon Pavilion
Capacity: 3,500; Year Built: 1978
AD: Carl Clapp
SID: Rich Davi

ST. MARY'S (MD.)
St. Mary's City, MD 20686III

Coach: Brock Kantrow,
LSU-Shreveport 1992

2003-04 RESULTS (9-15)

55 Johns Hopkins	59
59 Stevens Institute †	66
65 Wilkes	74
63 Goucher	72
64 Salisbury ■	62
64 Widener	78
74 Eastern ■	49
57 McDaniel	54
58 Grove City †	63
63 Misericordia †	83
65 Marymount (Va.)	75
70 Mary Washington ■	57
49 Catholic ■	58
64 York (Pa.)	73
51 Gallaudet ■	46
69 Salisbury	59
71 Goucher ■	65
48 Mary Washington	64
57 Villa Julie	58
57 Marymount (Va.) ■	70
61 Catholic	73
68 Gallaudet	56
72 York (Pa.) ■	67
50 York (Pa.) ■	60

Nickname: Seahawks
Colors: Navy Blue & Old Gold
Arena: Somerset Gymnasium
Capacity: 1,420; Year Built: 1968
AD: Scott Devine
SID: Shawne McCoy

ST. MARY'S (MINN.)
Winona, MN 55987-1399III

Coach: Mark Lovelace

2003-04 RESULTS (7-18)

61 Winona St.	95
50 Wis.-La Crosse	56
55 Hamline ■	58
56 St. Olaf ■	65
74 Bethel (Minn.)	90
51 St. Thomas (Minn.)	58
87 Caltech	37
57 Cal Lutheran	77
67 St. John's (Minn.)	81
48 Carleton ■	59
66 Macalester ■	57
58 Gust. Adolphus ■	66
58 Augsburg	59
50 Wis.-Eau Claire	78
57 Concordia-M'head	75
60 Hamline	57
61 St. Olaf	58
71 Bethel (Minn.) ■	69
61 St. Thomas (Minn.) ■	79
55 Carleton	69
74 Macalester	79
66 Concordia-M'head ■	87
52 Gust. Adolphus	64
88 Augsburg ■	82
83 St. John's (Minn.) ■	76

Nickname: Cardinals
Colors: Scarlet, Red & White

Arena: St. Mary's Fieldhouse
Capacity: 3,500; Year Built: 1965
AD: Chris Kendall
SID: Donny Nadeau

ST. MARY'S (TEX.)
San Antonio, TX 78228-8572II

Coach: Herman Meyer,
St. Mary's (Tex.) 1965

2003-04 RESULTS (19-11)

58 Tarleton St. ■	64
79 Mo.-St. Louis	62
74 SIU Edwardsville	61
74 East Central ■	70
72 Mo. Southern St. †	79
80 Tex. A&M-Kingsville	77
68 Fla. Southern	55
67 Tampa	70
75 Midwestern St. ■	71
71 Washburn †	79
64 Central Mo. St. †	72
60 Tarleton St.	63
68 Tex. A&M-Kingsville ■	65
76 Texas A&M Int'l	65
76 Rockhurst	74
87 Lincoln (Mo.)	69
69 Drury ■	54
95 Okla. Panhandle ■	37
77 St. Edward's ■	64
90 Texas A&M Int'l ■	64
68 Incarnate Word ■	47
56 Rockhurst ■	57
72 Lincoln (Mo.) ■	57
65 Drury	67
73 Okla. Panhandle	61
77 St. Edward's	48
56 Incarnate Word	58
82 Rockhurst ■	62
58 Drury	62
70 Washburn †	81

Nickname: Rattlers
Colors: Blue & Gold
Arena: Bill Greehey Arena
Capacity: 3,500; Year Built: 2000
AD: Charlie Migl
SID: Pat Abernathy

ST. MICHAEL'S
Colchester, VT 05439II

Coach: Tom O'Shea, Vermont 1986

2003-04 RESULTS (8-18)

96 Felician ■	67
103 Green Mountain ■	89
62 Southern Conn. St.	65
68 American Int'l ■	71
74 Assumption	90
63 Bryant ■	81
58 Southern N.H.	79
92 St. Rose ■	86
94 Mansfield †	85
74 Rollins	85
74 Mass.-Lowell ■	77
74 Franklin Pierce	82
76 Bentley ■	79
67 Merrimack	90
59 Stonehill ■	65
69 St. Anselm	101
53 Le Moyne ■	68
63 Bryant	77
79 Assumption ■	64
59 American Int'l	56
81 St. Rose	83
62 Pace ■	58
85 Southern Conn. St. ■	75
63 Le Moyne	78
77 St. Anselm ■	93
69 Pace	84

Nickname: Purple Knights
 Colors: Purple & Gold
 Arena: Ross Sports Center
 Capacity: 2,500; Year Built: 1974
 AD: Geraldine Knortz
 SID: Seth Cole

ST. NORBERT

De Pere, WI 54115III

Coach: Paul De Noble,
 Wis.-Oshkosh 1973

2003-04 RESULTS (12-11)

66	Wis.-Parkside ■	73
65	Wis.-Oshkosh ■	73
56	Concordia (Wis.)	57
79	Carroll (Wis.)	67
77	Chicago ■	69
79	Northern Mich. ■	81
72	Buffalo St. †	57
82	Marietta	73
73	Beloit	71
65	Lawrence ■	74
84	Monmouth (Ill.)	79
111	Grinnell	114
76	Ripon ■	75
74	Knox ■	52
85	Illinois Col. ■	64
53	Lake Forest	56
89	Knox	84
50	Lawrence	85
114	Grinnell ■	113
73	Monmouth (Ill.) ■	65
71	Beloit ■	72
70	Carroll (Wis.) ■	73
92	Ripon	97

Nickname: Green Knights
 Colors: Dartmouth Green & Old Gold
 Arena: Schuldes Sports Center
 Capacity: 2,000; Year Built: 1979
 AD: Donald Maslinski
 SID: Dan Lukes

ST. OLAF

Northfield, MN 55057-1098III

Coach: Dan Kosmoski, Minnesota 1980

2003-04 RESULTS (10-15)

65	Luther	57
68	Concordia-M'head	80
76	Martin Luther ■	59
65	St. Mary's (Minn.)	56
48	Gust. Adolphus ■	86
50	Carleton ■	62
85	Crown	62
50	Cal Lutheran	67
67	Wis. Lutheran †	75
58	St. John's (Minn.)	86
68	Bethel (Minn.) ■	77
58	Augsburg ■	56
54	Macalester	73
59	St. Thomas (Minn.) ■	70
70	Hamline	66
64	Concordia-M'head ■	68
58	St. Mary's (Minn.) ■	61
50	Gust. Adolphus	61
57	Carleton	59
71	St. John's (Minn.) ■	59
60	Bethel (Minn.)	70
63	Augsburg	81
75	Macalester ■	71
64	St. Thomas (Minn.)	61
72	Hamline ■	64

Nickname: Oles
 Colors: Black & Old Gold
 Arena: Skoglund Athletic Center
 Capacity: 3,000; Year Built: 1968
 AD: Matt McDonald
 SID: Le Ann Finger

ST. PAUL'S

Lawrenceville, VA 23868II

Coach: Jerry Seale, Fayetteville St.

2003-04 RESULTS (3-25)

66	Davis & Elkins †	78
58	Ohio Valley †	82
55	St. Augustine's	62
54	Montevallo †	72
63	Kennesaw St.	80
66	Lenoir-Rhyne †	87
48	Catawba	62
58	Bowie St. ■	83
65	Johnson Smith	67
61	Longwood	64
51	Virginia Union	67
55	Virginia Union ■	68
56	Winston-Salem	83
61	Shaw	67
67	Elizabeth City St. ■	64
66	Fayetteville St.	69
75	Livingstone	77
83	Longwood ■	69
87	Virginia St.	79
71	Shaw ■	72
69	Elizabeth City St.	70
77	Columbia Union	83
91	Barber-Scotia ■	97
88	Bowie St.	96
63	Barber-Scotia	95
76	N.C. Central	85
59	Virginia St.	62
66	Johnson Smith †	87

Nickname: Tigers
 Colors: Black & Orange
 Arena: Taylor-Whitehead Gym
 Capacity: 1,500; Year Built: 1965
 AD: LeRoy Bacote
 SID: Tiffani Sykes

ST. PETER'S

Jersey City, NJ 07306I

Coach: Bob Leckie, St. Peter's 1969

2003-04 RESULTS (17-12)

71	Lafayette	74
76	Monmouth ■	63
78	St. Francis (N.Y.)	68
80	Loyola (Md.)	66
80	Yale ■	78
62	Seton Hall	91
88	Fairleigh Dickinson ■	77
77	Hofstra	87
69	St. Mary's (Cal.)	90
59	Birmingham-So. †	75
87	Canisius ■	63
82	Siena	67
72	Fairfield ■	68
60	Manhattan	87
70	Marist ■	64
92	Iona ■	76
67	Marist	64
72	Fairfield	84
76	Loyola (Md.) ■	61
68	Siena ■	59
77	Rider	69
73	Manhattan ■	77
73	Niagara ■	87
103	Canisius	89
82	Niagara	91
79	Iona	91
72	Rider ■	67
79	Rider †	69
72	Manhattan †	83

Nickname: Peacocks
 Colors: Blue & White
 Arena: Yanitelli Center
 Capacity: 3,200; Year Built: 1975
 AD: William A. Stein
 SID: Tim Camp

ST. ROSE

Albany, NY 12203.....II

Coach: Brian Beury, St. Rose 1982

2003-04 RESULTS (19-10)

90	Dominican (N.Y.) ■	61
101	Green Mountain †	74
95	Felician †	75
83	Le Moyne ■	78
83	Southern Conn. St.	72
103	Pace ■	95
88	Assumption ■	76
86	St. Michael's	92
101	Bloomfield †	59
89	Southampton †	81
69	American Int'l	68
68	Bryant ■	81
62	Mass.-Lowell	86
96	Southern N.H. ■	95
92	Franklin Pierce	83
66	Stonehill	76
81	Merrimack ■	84
91	Benley	79
100	Southern Conn. St. ■	66
71	Pace	73
83	St. Michael's ■	81
87	St. Anselm	98
68	Le Moyne	78
78	Benley ■	79
83	Merrimack	79
87	Stonehill ■	81
68	St. Anselm	64
92	Franklin Pierce ■	79
57	Southern N.H.	65

Nickname: Golden Knights
 Colors: Gold, White & Black
 Arena: Activities Center
 Capacity: 500; Year Built: 1977
 AD: Catherine C. Haker
 SID: David Alexander

ST. SCHOLASTICA

Duluth, MN 55811-4199III

Coach: David Staniger,
 St. Scholastica 1989

2003-04 RESULTS (15-14)

78	Finlandia ■	69
63	Augsburg ■	59
76	Hamline ■	69
65	Minn. Duluth	80
56	Viterbo	79
74	Northland †	78
82	Bemidji St. ■	99
54	Wis.-Eau Claire	83
68	Edgewood	65
50	Wis.-La Crosse †	66
75	Minn.-Morris	67
72	Presentation	88
71	Northwestern (Minn.) ■	80
76	Martin Luther ■	85
65	Wis.-Superior	66
76	Crown	71
82	North Cent. (Minn.) ■	81
65	Northland ■	54
100	North Cent. (Minn.)	81
93	Presentation ■	83
74	Minn.-Morris ■	83
72	Crown ■	61
66	Martin Luther	78
51	Northwestern (Minn.)	80
59	Northland	56
64	Northland †	59
74	Northwestern (Minn.)	73
67	Presentation †	53
55	Bellevue †	78

Nickname: Saints
 Colors: Royal Blue & Gold
 Arena: Reif Center
 Capacity: 1,500; Year Built: 1975
 AD: Dana Moore
 SID: Jen Walter

ST. THOMAS (MINN.)

St. Paul, MN 55105III

Coach: Steve Fritz,
 St. Thomas (Minn.) 1971

2003-04 RESULTS (11-15)

64	Augsburg ■	54
55	Wooster	67
87	Brockport St. †	79
82	Northwestern (Minn.) ■	74
55	St. John's (Minn.) ■	71
59	Hamline	62
58	St. Mary's (Minn.) ■	51
57	Wis.-Superior †	59
50	Wis.-River Falls	56
51	Concordia-M'head	55
61	Gust. Adolphus	70
71	Macalester ■	79
42	Carleton ■	75
70	St. Olaf	59
72	Bethel (Minn.) ■	76
65	St. John's (Minn.)	60
58	Hamline ■	54
79	St. Mary's (Minn.)	61
66	Augsburg	60
61	Concordia-M'head ■	64
61	Gust. Adolphus	56
76	Macalester	88
63	Carleton	61
61	St. Olaf ■	64
89	Bethel (Minn.)	97
61	Concordia-M'head	74

Nickname: Tommies
 Colors: Purple & Grey
 Arena: Schoenecker Arena
 Capacity: 2,200; Year Built: 1982
 AD: Stephen J. Fritz
 SID: Gene McGivern

ST. THOMAS AQUINAS

Sparkill, NY 10976II

Coach: Dennis O'Donnell,
 St. John's (N.Y.) 1980

2003-04 RESULTS (12-15)

56	Wheaton (Mass.) †	53
52	Stonehill	58
80	Dowling	66
86	Southampton	77
97	Molloy ■	86
67	NYIT	73
68	C.W. Post ■	76
76	Queens (N.Y.) ■	70
55	Adelphi	77
66	Mercy	77
55	New Haven	66
60	Philadelphia U. ■	57
56	Philadelphia U.	83
64	Bridgeport	80
90	Dowling ■	75
69	Concordia (N.Y.) ■	64
95	Southampton ■	90
61	Concordia (N.Y.)	91
62	Queens (N.Y.)	70
78	Molloy	83
67	NYIT ■	72
57	C.W. Post	71
57	Bridgeport ■	65
74	Adelphi ■	53
64	Mercy ■	51
67	New Haven ■	64
61	C.W. Post	78

Nickname: Spartans
 Colors: Maroon & Gold
 AD: Gerald Oswald
 SID: Mike McManus

SALEM INT'L

Salem, WV 26426.....II

Coach: Clark Maloney,
Mid-America Nazarene 1990

2003-04 RESULTS (18-12)

105	Ohio-Zanesville ■	48
53	Millersville ■	67
91	Wilmington (Del.) †	51
53	Millersville	62
60	California (Pa.) ■	63
66	Findlay ■	75
70	Oakland City	85
66	Dist. Columbia	71
76	Belmont Abbey	77
83	Bluefield St. ■	57
88	West Va. Wesleyan ■	63
75	Alderson-Broadus ■	77
75	Shepherd	74
77	Glenville St.	64
60	Charleston (W.V.) ■	56
73	West Liberty St.	70
88	Wheeling Jesuit ■	83
86	Ohio Valley ■	66
66	Fairmont St.	64
78	Davis & Elkins	62
115	Concord ■	100
87	West Virginia St.	93
78	West Va. Tech	88
97	West Liberty St. ■	71
70	Wheeling Jesuit	76
82	Ohio Valley	74
74	Fairmont St. ■	69
90	West Va. Wesleyan ■	76
76	Wheeling Jesuit †	60
73	Alderson-Broadus †	85

Nickname: Tigers
Colors: Kelly Green & White
Arena: T. Edward Davis Gym
Capacity: 1,620
AD: Lou Talerico
SID: David Zinn

SALEM ST.

Salem, MA 01970III

Coach: Sean Doherty, Worcester St.

2003-04 RESULTS (24-5)

76	Me.-Machias †	87
75	Bridgewater St. †	72
87	Salve Regina ■	61
83	Tufts ■	60
88	Plymouth St.	101
82	Gordon ■	61
94	Mass.-Boston ■	63
89	Springfield ■	87
86	Castleton St. ■	67
83	St. Joseph's (Me.) ■	59
70	MIT	67
81	Fitchburg St.	76
79	Westfield St.	57
89	Framingham St. ■	85
107	Mass. Liberal Arts ■	84
82	Bridgewater St.	78
82	Worcester St. ■	65
77	Mass.-Dartmouth ■	93
101	Fitchburg St. ■	88
94	Westfield St. ■	73
65	Babson	77
66	Framingham St.	62
99	Mass. Liberal Arts	67
71	Bridgewater St. ■	59
68	Worcester St.	48
78	Worcester St. ■	52
93	Bridgewater St. ■	81
94	Johnson & Wales ■	80
77	Williams	91

Nickname: Vikings
Colors: Orange & Blue

Arena: O'Keefe Sports Center
Capacity: 2,200; Year Built: 1976
AD: Timothy Shea
SID: Thomas Roundy

SALISBURY

Salisbury, MD 21801-6860III

Coach: Steve Holmes,
Plattsburgh St. 1983

2003-04 RESULTS (6-18)

79	Bridgewater (Va.) †	88
78	Waynesburg †	73
79	Washington (Md.)	93
62	Catholic ■	79
57	Apprentice ■	74
62	St. Mary's (Md.)	64
67	Va. Wesleyan ■	69
59	Chris. Newport ■	53
62	Wilkes	71
57	King's (Pa.) †	68
58	Gallaudet	60
83	York (Pa.) ■	87
65	Goucher ■	68
68	Mary Washington	86
75	Marymount (Va.) ■	68
59	St. Mary's (Md.) ■	69
57	Catholic	78
68	York (Pa.)	66
79	Gallaudet ■	72
70	Goucher	73
98	Villa Julie	92
57	Marymount (Va.)	70
67	Mary Washington ■	76
68	Catholic	75

Nickname: Sea Gulls
Colors: Maroon & Gold
Arena: Maggs Activities Center
Capacity: 2,000; Year Built: 1977
AD: Michael Vienna
SID: Paul Ohanian

SALVE REGINA

Newport, RI 02840-4192III

Coach: Sean Foster, Salve Regina 1997

2003-04 RESULTS (8-18)

64	Framingham St. †	79
55	Gordon †	66
61	Salem St.	87
58	Wheaton (Mass.)	68
62	Johnson & Wales ■	64
77	New England ■	58
40	Amherst ■	81
62	Emerson	82
97	New England Col.	93
61	Nichols ■	66
65	Gordon	68
79	Anna Maria	63
57	Curry	78
53	Nichols	58
85	Wentworth Inst.	87
64	Roger Williams	60
54	Endicott ■	60
64	Rhode Island Col.	68
49	Eastern Nazarene ■	40
56	Colby-Sawyer ■	70
59	Curry ■	69
75	Eastern Nazarene	68
85	Anna Maria ■	59
92	Connecticut Col. ■	87
53	Roger Williams ■	59
59	Endicott	67

Nickname: Seahawks
Colors: Blue, Green & White
Arena: Rodgers Recreation Center
Capacity: 550; Year Built: 2000
AD: Del Malloy
SID: Ed Habershaw

SAM HOUSTON ST.

Huntsville, TX 77341I

Coach: Bob Marlin, Mississippi St. 1981

2003-04 RESULTS (13-15)

74	Jarvis Christian ■	60
71	Texas	122
68	Central Ark. ■	57
66	Tex. A&M-Corp. Chris	76
87	Arkansas St.	106
92	Tex.-Pan American ■	66
63	Texas Tech	97
103	Louisiana Col. ■	88
51	Florida Int'l	70
66	Hartford †	68
121	Wiley ■	58
68	Nicholls St. ■	52
80	Lamar	89
94	La.-Monroe ■	81
77	Northwestern St. ■	87
77	Southeastern La.	80
67	Stephen F. Austin	68
73	La.-Monroe	70
71	Nicholls St.	63
69	Southeastern La. ■	64
65	Texas-San Antonio ■	68
86	Texas St. ■	73
72	Northwestern St.	70
65	McNeese St.	78
61	Stephen F. Austin ■	71
53	Texas-Arlington	81
107	Lamar ■	85
53	Stephen F. Austin	85

Nickname: Bearcats
Colors: Orange & White
Arena: Johnson Coliseum
Capacity: 6,110; Year Built: 1976
AD: Bobby Williams
SID: Paul Ridings

SAMFORD

Birmingham, AL 35229I

Coach: Jimmy Tillette, Holy Cross 1975

2003-04 RESULTS (12-16)

50	Purdue	66
94	Bryan ■	61
60	New Orleans	62
66	Winthrop	64
61	Southern Miss. †	81
62	Ohio St.	80
85	Tenn. Temple ■	50
95	Covenant ■	54
62	Memphis	63
50	Oklahoma St.	65
94	Tenn. Wesleyan ■	46
58	Jacksonville St. ■	48
48	Tennessee St.	60
61	Murray St.	58
51	Tenn.-Martin	45
60	Morehead St. ■	65
86	Eastern Ky. ■	95
73	Eastern Ill. ■	69
70	Southeast Mo. St. ■	58
83	Tennessee Tech	90
56	Austin Peay	61
43	Eastern Ky.	63
52	Morehead St.	65
46	Austin Peay ■	68
74	Tennessee Tech ■	69
51	Jacksonville St.	71
86	Tennessee St. ■	70
61	Eastern Ky.	81

Nickname: Bulldogs
Colors: Red & Blue
Arena: Seibert Hall
Capacity: 4,000; Year Built: 1957
AD: Bob Roller
SID: Everett Hutto

SAN DIEGO

San Diego, CA 92110-2492I

Coach: Brad Holland, UCLA 1979

2003-04 RESULTS (4-26)

68	Oakland †	93
60	UC Irvine †	65
62	Coppin St. †	76
44	Creighton	79
68	Southern Methodist ■	65
63	San Diego St. ■	66
39	Utah	82
80	Southwest Mo. St. ■	66
70	UC Santa Barb.	90
81	Northern Ariz.	91
81	UC San Diego ■	66
70	Arizona St.	89
66	Winthrop †	70
62	Southwest Mo. St.	73
75	New Mexico	88
68	Loyola Marymount ■	76
79	Pepperdine ■	88
68	San Francisco	78
67	St. Mary's (Cal.)	86
73	Gonzaga ■	85
72	Portland ■	84
69	Santa Clara	74
74	Santa Clara ■	71
73	Pepperdine	91
64	Loyola Marymount	66
67	St. Mary's (Cal.) ■	87
75	San Francisco ■	85
78	Gonzaga	97
78	Portland	89
48	Santa Clara	82

Nickname: Toreros
Colors: Columbia Blue, Navy & White
Arena: Jenny Craig Pavilion
Capacity: 5,100; Year Built: 2000
AD: Jo-Ann Nester
SID: Ted Gosen

SAN DIEGO ST.

San Diego, CA 92182I

Coach: Steve Fisher, Illinois St. 1967

2003-04 RESULTS (14-16)

74	Long Beach St. ■	44
83	Ohio St. †	61
71	Dayton †	76
75	Chaminade †	67
84	Troy St. ■	93
66	San Diego	63
76	UC San Diego ■	51
68	Texas Tech	78
90	Cal Poly ■	71
79	Eastern Wash. ■	66
71	Arizona	83
81	Washington ■	92
67	Portland ■	61
86	Iowa St. ■	76
66	St. Mary's (Cal.)	80
65	Brigham Young ■	61
83	UNLV ■	78
82	Colorado St.	92
71	Wyoming	79
43	Air Force ■	57
72	New Mexico ■	68
61	Utah	65
69	Brigham Young	83
65	UNLV	68
74	Wyoming ■	66
72	Colorado St. ■	64
60	New Mexico	72
49	Air Force	61
53	Utah ■	66
69	Utah †	75

Nickname: Aztecs
Colors: Scarlet & Black

Arena: Cox Arena
Capacity: 12,414; Year Built: 1997
AD: Mike R. Bohn
SID: Mike May

SAN FRANCISCO

San Francisco, CA 94117-1080 I

Coach: Philip Mathews, UC Irvine 1972

2003-04 RESULTS (17-14)

73 Tenn.-Martin †	62
42 Southwest Mo. St.	63
76 Ohio St. ■	65
59 Richmond †	66
51 Southwest Mo. St. †	72
74 Delaware	72
52 St. Joseph's	84
72 Montana	71
53 Ohio ■	46
89 Sonoma St. ■	61
74 UMBC ■	58
73 Pacific ■	72
43 Fresno St.	52
48 Utah St.	74
70 Texas-San Antonio †	69
60 Sacramento St. ■	47
53 Santa Clara	64
50 Gonzaga	92
63 Portland	77
78 San Diego ■	68
64 Santa Clara ■	48
64 Loyola Marymount	52
81 Pepperdine	69
51 St. Mary's (Cal.)	75
63 St. Mary's (Cal.) ■	69
48 Gonzaga ■	71
86 Portland ■	73
85 San Diego	75
80 Pepperdine ■	93
66 Loyola Marymount ■	61
75 Santa Clara	81

Nickname: Dons
Colors: Green & Gold
Arena: War Memorial Gymnasium
Capacity: 5,300; Year Built: 1958
AD: William J. Hogan
SID: Peter Simon

SAN FRAN. ST.

San Francisco, CA 94132II

Coach: Charlie Thomas,
Virginia Tech 1978

2003-04 RESULTS (10-16)

42 New Mexico	95
66 BYU-Hawaii ■	89
76 UC Santa Cruz ■	47
65 Sonoma St. ■	63
77 Notre Dame de Namur	73
79 Sonoma St.	78
57 Cal St. Stanislaus	58
44 Cal St. Bakersfield	58
71 Cal St. Dom. Hills ■	69
62 Cal St. L.A. ■	56
57 Cal St. San B'dino ■	69
49 Cal Poly Pomona ■	61
72 Cal St. Chico	77
68 UC Davis	59
59 Grand Canyon	61
70 UC San Diego	80
75 UC San Diego ■	69
72 Grand Canyon ■	53
59 UC Davis ■	62
62 Cal St. Chico ■	65
45 Cal Poly Pomona	73
54 Cal St. San B'dino	82
57 Cal St. Bakersfield ■	72
98 Cal St. Stanislaus ■	95
69 Cal St. L.A.	74
58 Cal St. Dom. Hills	67

Nickname: Gators
Colors: Purple & Gold
Arena: SFSU Main Gym
Capacity: 2,000; Year Built: 1949
AD: Michael J. Simpson
SID: Joe Danahey

SAN JOSE ST.

San Jose, CA 95192.....I

Coach: Phil Johnson, East Central 1981

2003-04 RESULTS (6-23)

65 Pacific	76
87 UC Santa Cruz ■	41
62 Cal Poly	70
64 Santa Clara ■	66
55 Cal St. Northridge ■	49
85 Sacramento St. ■	77
53 Northern Ill. †	41
79 Baylor †	64
75 BYU-Hawaii	85
53 Harvard ■	58
45 Nevada	74
55 Fresno St. ■	61
76 Hawaii ■	83
62 Louisiana Tech	73
58 Southern Methodist	73
54 Boise St. ■	70
72 UTEP ■	82
70 Tulsa	86
49 Rice	82
55 Hawaii	56
55 Southern Methodist ■	62
56 Louisiana Tech ■	53
52 UTEP	65
51 Boise St.	72
55 Rice ■	61
64 Tulsa ■	65
76 Fresno St.	81
45 Nevada	74
51 Louisiana Tech †	57

Nickname: Spartans
Colors: Gold, White & Blue
Arena: The Event Center
Capacity: 5,000; Year Built: 1989
AD: Chuck Bell
SID: Lawrence Fan

SANTA CLARA

Santa Clara, CA 95053I

Coach: Dick Davey, Pacific 1964

2003-04 RESULTS (16-16)

43 Hawaii †	56
51 Villanova †	53
76 Central Mich. †	62
69 Fresno St. ■	64
90 Holy Names ■	62
66 San Jose St.	64
74 Montana St.	56
72 Pacific ■	61
65 Eastern Wash.	75
71 Oregon	94
61 Mississippi St. ■	66
65 UMBC ■	63
66 Wis.-Milwaukee ■	64
66 Brigham Young ■	68
54 Eastern Wash. ■	65
64 San Francisco ■	53
75 Pepperdine ■	68
70 Loyola Marymount ■	54
52 St. Mary's (Cal.)	84
48 San Francisco	64
75 Portland ■	64
63 Gonzaga ■	79
74 San Diego ■	69
71 San Diego	74
48 Loyola Marymount	66
90 Pepperdine	93
40 St. Mary's (Cal.) ■	70
55 Portland	54

64 Gonzaga	80
82 San Diego ■	48
81 San Francisco ■	75
62 Gonzaga ■	63

Nickname: Broncos
Colors: Cardinal & White
Arena: Leavey Center
Capacity: 4,500; Year Built: 1975
AD: Cheryl L. Levick
SID: Richard Kilwien

SCAD

Savannah, GA 31402.....III

Coach: Cazzie Russell, Michigan 1966

2003-04 RESULTS (9-6)

63 GC&SU ■	64
75 GC&SU	81
72 Simpson †	65
57 Albion	54
60 Aurora †	63
65 Averett	55
74 Averett ■	60
67 Emory ■	65
78 Dallas †	89
69 Rust	64
75 Rust ■	69
87 LaGrange	94
87 LaGrange ■	72
56 Methodist	71
75 Methodist ■	56

Nickname: Bees
Colors: Black & Gold
Arena: Savannah Civic Center
Capacity: 7,500; Year Built: 1974
AD: Jud Damon
SID: Michael MacEachern

SAVANNAH ST.

Savannah, GA 31404.....I

Coach: Ed Daniels Jr., Marquette 1974

2003-04 RESULTS (4-24)

41 Marquette	79
67 Ark.-Monticello †	86
33 St. Louis	73
66 Ga. Southern ■	86
74 Jacksonville	86
63 Eastern Ky. ■	62
39 Utah	87
58 Jacksonville St. ■	71
76 Birmingham-So. ■	81
56 Eastern Ky.	90
60 Jacksonville ■	65
59 Wis.-Green Bay	80
51 Weber St. †	83
65 Miami (Fla.)	105
35 Air Force	72
57 Colorado	89
51 Kansas St.	92
58 Ga. Southern	80
57 Bethune-Cookman	70
82 Jacksonville St.	95
61 Tulane	77
61 Md.-East. Shore ■	62
73 Florida St.	88
73 Md.-East. Shore	59
77 Alabama A&M ■	69
57 Bethune-Cookman ■	56
72 Birmingham-So.	92
69 Tex. A&M Corp. Chris ■	82

Nickname: Tigers
Colors: Reflex Blue & Orange
Arena: Wiley Gym
Capacity: 2,100; Year Built: 1964
AD: Henry Hank Ford
SID: Lee Pearson

SCHREINER

Kerrville, TX 78028III

Coach: Thirman Dimery, Schreiner 1993

2003-04 RESULTS (8-17)

70 Hamline ■	64
41 Incarnate Word	73
96 Louisiana Col. ■	78
72 Mississippi Col. ■	79
80 East Tex. Baptist	74
81 LeTourneau	76
54 Texas Lutheran	70
85 Texas-Tyler ■	79
76 Texas-Dallas ■	81
80 Ozarks (Ark.)	76
77 Austin	64
84 Sul Ross St. ■	87
100 Howard Payne ■	105
72 Mary Hardin-Baylor ■	74
74 Concordia-Austin	92
47 Texas Lutheran ■	61
79 Hardin-Simmons ■	69
59 McMurry ■	81
69 Tex. A&M Corp. Chris	90
59 Hardin-Simmons	82
70 McMurry	94
64 Sul Ross St.	99
80 Howard Payne	83
55 Mary Hardin-Baylor	74
90 Concordia-Austin ■	99

Nickname: Mountaineers
Colors: Maroon & White
AD: Barry Shaw
SID: David Nichols

SCRANTON

Scranton, PA 18510III

Coach: Carl Danzig, Baker 1987

2003-04 RESULTS (5-20)

68 Richard Stockton †	83
98 Pitt.-Greensburg †	91
72 Marywood ■	73
63 Catholic	97
58 Lycoming ■	70
52 Misericordia ■	70
65 Elizabethtown	102
84 Clark (Mass.) ■	94
60 Gettysburg ■	84
62 Merchant Marine	66
60 Wilkes ■	70
72 Moravian	83
53 Drew	65
84 Lebanon Valley ■	79
66 King's (Pa.) ■	72
61 DeSales	79
60 FDU-Florham	90
81 Delaware Valley ■	69
61 FDU-Florham ■	64
77 Lycoming	80
64 Drew ■	55
66 Wilkes	68
69 DeSales ■	76
56 King's (Pa.)	82
100 Delaware Valley	97

Nickname: Royals
Colors: Purple & White
Arena: John Long Center
Capacity: 2,800; Year Built: 1968
AD: Toby Lovecchio
SID: Kevin Southard

SEATTLE

Seattle, WA 98122-4340II

Coach: Joe Callero, Central Wash. 1986

2003-04 RESULTS (9-18)

81 Indianapolis †	86
72 Cal St. Monterey Bay †	65

87	MacMurray ■	46
60	Lewis-Clark St. ■	72
94	Multnomah Bible ■	49
68	Northwest Nazarene.....	85
87	Evergreen St. ■	65
55	UC Davis.....	65
88	St. Martin's ■	100
77	Alderson-Broaddus ■	79
75	Central Wash.....	72
83	St. Martin's.....	90
69	Seattle Pacific ■	66
71	Western Wash. ■	76
59	Alas. Fairbanks.....	92
51	Alas. Anchorage.....	52
77	Western Ore. ■	74
67	Humboldt St. ■	81
78	St. Martin's ■	75
77	Central Wash. ■	78
69	Western Wash.....	91
67	Seattle Pacific.....	103
55	Alas. Anchorage ■	59
64	Alas. Fairbanks ■	79
50	Humboldt St.	60
80	Western Ore.	85
58	Northwest Nazarene ■	57

Nickname: Redhawks
 Colors: Scarlet & White
 AD: Nancy Gerou
 SID: Jason Lichtenberger

SEATTLE PACIFIC

Seattle, WA 98119-1997II

Coach: Jeff Hironaka, Eastern Ore. 1980

2003-04 RESULTS (14-13)

78	St. Leo ■	51
60	Southwest Baptist ■	65
91	Cal St. Chico	93
81	Colorado Mines †	76
89	Alas. Anchorage.....	83
76	Alas. Fairbanks.....	81
80	UC San Diego.....	67
93	Cal St. San B'dino †	101
69	Washburn †	81
82	Alderson-Broaddus ■	84
94	St. Martin's ■	66
74	Western Ore. ■	80
99	Humboldt St. ■	93
66	Seattle.....	69
83	Northwest Nazarene.....	68
87	Central Wash. ■	77
87	St. Martin's ■	62
73	Western Wash.....	80
75	Humboldt St.	84
90	Western Ore.	98
94	Northwest Nazarene ■	85
103	Seattle ■	67
85	St. Martin's.....	81
73	Central Wash.	71
98	Western Wash. ■	93
87	Alas. Fairbanks ■	99
73	Alas. Anchorage ■	75

Nickname: Falcons
 Colors: Maroon & White
 Arena: Brougham Pavilion
 Capacity: 2,650; Year Built: 1953
 AD: Tom Box
 SID: Frank MacDonald

SETON HALL

South Orange, NJ 07079I

Coach: Louis Orr, Syracuse 1980

2003-04 RESULTS (21-10)

89	Morgan St. ■	62
62	Alas. Anchorage.....	57
63	Purdue †	75
65	Liberty †	47
71	Louisville.....	80
91	St. Peter's ■	62

75	Ohio St. ■	59
73	Davidson ■	50
76	DePaul ■	62
88	Monmouth ■	61
79	Rhode Island ■	67
86	La Salle.....	74
71	St. John's (N.Y.).....	54
60	Providence.....	63
63	Boston College.....	72
74	Syracuse.....	67
83	Virginia Tech ■	76
55	Providence.....	46
64	West Virginia.....	69
85	Rutgers ■	58
68	Pittsburgh ■	67
68	Notre Dame.....	71
63	Boston College ■	67
70	Villanova ■	68
76	Miami (Fla.).....	66
75	Georgetown ■	48
67	Connecticut.....	89
66	Rutgers.....	64
60	Villanova †	61
80	Arizona †	76
62	Duke †	90

Nickname: Pirates
 Colors: Blue & White
 Arena: Continental Airlines Arena
 Capacity: 20,029; Year Built: 1981
 AD: Jeffrey H. Fogelson
 SID: Jeff Andriess

SEWANEE

Sewanee, TN 37383-1000III

Coach: Joe Thoni, Sewanee 1979

2003-04 RESULTS (7-18)

66	Wis.-Stout ■	69
58	Lynchburg ■	65
62	Emory ■	79
103	Piedmont ■	68
48	Huntingdon ■	60
61	Emory.....	70
59	Lipscomb.....	100
71	Cazenovia †	69
67	Le Moyne †	78
56	Centre ■	57
70	Huntingdon.....	55
66	Trinity (Tex.) ■	50
69	Southwestern (Tex.) ■	74
60	Rose-Hulman.....	76
68	DePauw.....	72
75	Rhodes ■	67
77	Hendrix ■	63
82	Oglethorpe.....	68
76	Millsaps.....	85
49	Maryville (Tenn.) ■	71
75	Centre.....	84
66	Trinity (Tex.).....	93
73	Southwestern (Tex.).....	89
66	Rose-Hulman ■	71
66	DePauw ■	77

Nickname: Tigers
 Colors: Purple & White
 Arena: Juhan Gymnasium
 Capacity: 1,000; Year Built: 1955
 AD: MarkWebb
 SID: Larry Dagenhart

SHAW

Raleigh, NC 27601II

Coach: Michael Bernard,
 Kentucky St. 1970

2003-04 RESULTS (12-16)

60	Augusta St. †	62
68	Catawba.....	97
69	Morehouse ■	87
50	Presbyterian.....	75
68	N.C. Central.....	64

66	Mount Olive.....	81
86	Longwood.....	76
75	Mass.-Lowell †	80
81	N.J. Inst. of Tech. †	63
72	Fla. Gulf Coast.....	81
77	Elizabeth City St.....	74
61	N.C. Central ■	66
87	Bowie St. ■	88
73	Virginia St.....	75
70	Winston-Salem ■	61
68	St. Augustine's ■	69
67	St. Paul's ■	61
78	Fayetteville St.....	76
93	Livingstone.....	72
65	Elizabeth City St. ■	62
72	St. Paul's.....	71
76	Bowie St.....	96
77	Virginia Union ■	92
78	Johnson Smith ■	84
76	Virginia St. ■	75
64	Virginia Union.....	96
72	Livingstone †	65
56	Fayetteville St. †	73

Nickname: Bears
 Colors: Maroon & White
 Arena: Spaulding Gym
 Capacity: 1,000; Year Built: 1946
 AD: Alfonza L. Carter
 SID: Donal Ware

SHENANDOAH

Winchester, VA 22601III

Coach: Robert Harris, Shenandoah 1991

2003-04 RESULTS (16-10)

67	Emory & Henry ■	102
64	Mary Washington ■	63
92	East. Mennonite.....	82
80	Frostburg St.....	68
92	Southern Va. ■	80
56	Mary Washington.....	58
75	Bridgewater (Va.) ■	78
84	Lycoming ■	91
76	Elizabethtown.....	101
52	Chris. Newport.....	60
87	N.C. Wesleyan ■	83
89	Chowan ■	95
82	Averett.....	68
76	Ferrum.....	71
69	Greensboro ■	59
80	Methodist.....	72
74	Chris. Newport ■	64
53	N.C. Wesleyan.....	55
68	Chowan.....	55
99	Averett ■	69
99	Ferrum ■	67
52	Methodist.....	55
62	Greensboro.....	58
80	Ferrum †	72
69	Chowan †	66
58	Methodist †	72

Nickname: Hornets
 Colors: Red, White & Midnight Blue
 Arena: Singleton Gymnasium
 Capacity: 680; Year Built: 1969
 AD: John Hill
 SID: Scott Musa

SHEPHERD

Shepherdstown, WV 25443-3210II

Coach: Ken Tyler, William & Mary 1987

2003-04 RESULTS (17-11)

69	Bloomsburg ■	75
103	Columbia Union ■	82
85	Pfeiffer ■	91
72	Shippensburg.....	79
78	Bentley †	97
58	Southern Conn. St. †	51

95	Hood ■	71
102	Davis & Elkins ■	76
83	Wheeling Jesuit.....	89
73	West Liberty St.....	62
74	Salem Int'l ■	75
73	Fairmont St. ■	61
63	Alderson-Broaddus.....	84
98	West Va. Tech.....	85
99	Charleston (W.V.).....	97
90	Bluefield St. ■	71
107	Concord ■	110
82	West Virginia St.....	99
82	Ohio Valley ■	64
95	Glenville St. ■	86
84	Pitt.-Johnstown ■	76
99	Davis & Elkins.....	85
82	West Va. Wesleyan.....	73
85	Glenville St.....	71
41	Alderson-Broaddus ■	70
87	West Va. Wesleyan ■	58
89	Glenville St. ■	77
72	Alderson-Broaddus †	85

Nickname: Rams
 Colors: Blue & Gold
 Arena: Butcher Athletic Center
 Capacity: 3,500; Year Built: 1989
 AD: Monte Cater
 SID: Chip Ransom

SHIPPENSBURG

Shippensburg, PA 17257II

Coach: Dave Springer, Ohio 1984

2003-04 RESULTS (10-17)

75	Davis & Elkins ■	58
76	Catawba ■	60
50	Barton ■	63
79	Shepherd ■	72
74	East Stroudsburg.....	71
85	Bloomsburg.....	67
69	Cheyney ■	75
85	Kutztown ■	68
72	Fairmont St.....	82
60	Mansfield.....	72
77	East Stroudsburg ■	79
62	Bloomsburg ■	68
70	Pitt.-Johnstown.....	66
52	West Chester.....	77
79	Millersville.....	76
57	Slippery Rock ■	70
57	Lock Haven.....	60
50	Edinboro ■	63
57	California (Pa.).....	73
64	Clarion.....	71
74	Indiana (Pa.) ■	79
82	Slippery Rock.....	86
52	Edinboro.....	54
64	Lock Haven.....	45
61	California (Pa.) ■	74
55	Indiana (Pa.).....	53
39	Clarion ■	52

Nickname: Red Raiders
 Colors: Red & Blue
 Arena: Heiges Field House
 Capacity: 2,768; Year Built: 1970
 AD: Roberta Page
 SID: John Alosi

SIENA

Loudonville, NY 12211-1462I

Coach: Rob Lanier,
 St. Bonaventure 1990

2003-04 RESULTS (14-16)

71	Albany (N.Y.) ■	50
77	Durham ■	59
78	Duquesne.....	68
76	Monmouth ■	89
65	Marist.....	67
81	Niagara ■	86

71 Toledo ■	95
61 Syracuse	74
59 Delaware	85
66 Providence	73
70 Northern Iowa	82
50 Manhattan ■	72
67 St. Peter's ■	82
81 Loyola (Md.)	59
71 Rider	64
74 Iona ■	71
58 Niagara	62
63 Canisius	59
71 Rider ■	78
80 Fairfield	91
59 St. Peter's	68
61 Iona	60
77 Loyola (Md.) ■	67
62 Manhattan	79
71 Marist ■	65
78 Canisius ■	72
60 Fairfield ■	58
73 Marist †	64
66 Fairfield †	63
74 Niagara †	79

Nickname: Saints
 Colors: Green & Gold
 Arena: Pepsi Arena
 Capacity: 15,500; Year Built: 1990
 AD: John M. D'Argenio
 SID: Jason Rich

SIMPSON

Indianola, IA 50125III

Coach: Bruce Wilson, Simpson 1976

2003-04 RESULTS (16-11)

72 Drake	87
55 Grand View	61
77 Central (Iowa) ■	51
87 Wis. Lutheran †	55
60 Illinois Col.	54
58 Augustana (Ill.)	76
56 Elmhurst	76
65 SCAD †	72
87 Luther ■	61
66 Upper Iowa ■	63
65 Dubuque	68
78 Loras	65
66 Buena Vista ■	69
68 Wartburg ■	71
78 Coe	69
69 Cornell College	73
88 Upper Iowa	64
67 Luther	59
65 Loras ■	64
74 Dubuque ■	73
88 Central (Iowa)	31
59 Wartburg	74
112 Buena Vista	111
85 Cornell College ■	69
84 Coe ■	76
80 Cornell College ■	70
72 Wartburg	85

Nickname: Storm
 Colors: Red & Gold
 Arena: Cowles Fieldhouse
 Capacity: 3,000; Year Built: 1976
 AD: John Sirianni
 SID: Matt Turk

SKIDMORE

Saratoga Springs, NY 12866.....III

Coach: John Quattrocchi,
 Albany (N.Y.) 1973

2003-04 RESULTS (16-10)

93 Castleton St.	80
57 Hartwick	53
84 Cazenovia ■	72
81 Rochester Inst. ■	67
71 Utica	51

57 Penn St.-Behrend †	53
75 Ursinus †	77
58 New York U.	82
65 Union (N.Y.)	74
85 St. Lawrence ■	92
72 Clarkson ■	83
76 Paul Smith ■	71
70 Hobart	63
86 Hamilton	83
60 Vassar ■	57
47 Rensselaer ■	60
74 Union (N.Y.) ■	78
78 Hamilton ■	64
72 Hobart ■	61
72 Middlebury ■	67
67 Clarkson	61
66 St. Lawrence	85
76 Rensselaer	84
76 Vassar	60
65 Cortland St.	49
61 Union (N.Y.)	73

Nickname: Thoroughbreds
 Colors: Green, White & Gold
 Arena: Sports & Recreation Center
 Capacity: 1,500; Year Built: 1982
 AD: Jeff Segrave
 SID: Bill Jones

SLIPPERY ROCK

Slippery Rock, PA 16057II

Coach: John Marhefka, Hiram 1993

2003-04 RESULTS (8-19)

93 Glenville St. ■	90
41 Mercyhurst	74
74 West Va. Tech †	83
69 St. Vincent	90
69 Youngstown St.	106
75 West Chester ■	77
73 Millersville ■	96
76 Bloomsburg ■	68
78 East Stroudsburg ■	70
67 Ashland	101
70 Lincoln Memorial †	71
66 Kutztown	87
69 Cheyney	75
55 Mansfield	87
57 Edinboro	81
70 Shippensburg	57
58 Clarion ■	64
61 Indiana (Pa.) ■	60
75 Lock Haven	76
65 California (Pa.)	69
86 Shippensburg ■	82
80 Edinboro ■	82
65 Pitt.-Johnstown	99
60 Clarion	59
73 Indiana (Pa.)	89
69 California (Pa.) ■	83
89 Lock Haven	80

Nickname: The Rock
 Colors: Green & White
 Arena: Morrow Field House
 Capacity: 3,000; Year Built: 1962
 AD: Paul A. Lueken
 SID: Bob McComas

SONOMA ST.

Rohnert Park, CA 94928-3609 ..II

Coach: Pat Fuscaldo, San Fran. St. 1983

2003-04 RESULTS (11-16)

67 Cal St. Monterey Bay ■	56
81 Indianapolis ■	84
63 San Fran. St.	65
78 San Fran. St. ■	79
61 San Francisco	89
82 Alas. Fairbanks †	90
71 Humboldt St.	88
67 Cal St. Bakersfield	84

69 Cal St. Stanislaus	57
52 Cal St. L.A. ■	59
67 Cal St. Dom. Hills ■	64
64 Cal Poly Pomona ■	74
55 Cal St. San B'dino ■	86
51 UC Davis	74
57 Cal St. Chico	70
74 UC San Diego	65
60 Grand Canyon	52
68 Grand Canyon ■	59
72 UC San Diego ■	59
97 Cal St. Chico ■	91
64 UC Davis ■	74
59 Cal St. San B'dino	73
52 Cal Poly Pomona	68
74 Cal St. Stanislaus ■	65
65 Cal St. Bakersfield ■	75
77 Cal St. Dom. Hills	72
79 Cal St. L.A.	60

Nickname: Cossacks
 Colors: Navy, Blue & White
 Arena: Seawolf Gymnasium
 Capacity: 1,800; Year Built: 1968
 AD: William J. Fusco
 SID: Brandon Bronzan

SOUTH ALA.

Mobile, AL 36688I

Coach: John Pelphrey, Kentucky 1992

2003-04 RESULTS (12-16)

65 Jackson St.	76
62 Mississippi St.	71
66 Alabama St. ■	49
80 West Ala. ■	50
56 Georgia St.	88
62 Old Dominion ■	49
63 Georgia	65
69 Jackson St. ■	56
67 South Fla.	78
56 Texas-Arlington †	52
75 UAB	90
58 New Orleans ■	64
72 Western Ky. ■	66
76 La.-Lafayette	73
56 New Mexico St.	46
63 Middle Tenn. ■	72
62 Spring Hill ■	51
59 Denver	78
77 North Texas	85
53 Ark.-Little Rock	86
54 Arkansas St. ■	56
73 La.-Lafayette	79
65 New Mexico St. ■	74
83 New Orleans	85
62 Florida Int'l	46
73 Denver ■	54
80 North Texas ■	63
58 La.-Lafayette †	84

Nickname: Jaguars
 Colors: Red, White and Blue
 Arena: Mitchell Center
 Capacity: 10,000; Year Built: 1999
 AD: Joseph E. Gottfried
 SID: Matt Smith

SOUTH CAROLINA

Columbia, SC 29208I

Coach: Dave Odom, Guilford 1965

2003-04 RESULTS (23-11)

83 Gardner-Webb ■	74
76 Idaho ■	66
73 Navy ■	40
77 Southwest Mo. St. †	64
67 Richmond †	61
77 Campbell ■	48
70 Citadel	38
76 Clemson	61
61 Temple	71
71 Charleston So. ■	36

58 North Carolina St. ■	55
86 South Carolina St. ■	50
59 Yale ■	48
78 Appalachian St. ■	58
62 Florida	65
84 Georgia	63
53 Auburn	51
85 Tennessee ■	64
61 LSU ■	55
57 Vanderbilt	55
68 Mississippi	79
90 Alabama ■	82
64 Kentucky	65
75 Mississippi St. ■	79
82 Vanderbilt ■	75
66 Arkansas	82
58 Florida	69
63 Georgia ■	47
65 Kentucky ■	84
56 Tennessee	63
91 Arkansas †	81
85 LSU †	64
63 Kentucky †	78
43 Memphis †	59

Nickname: Gamecocks
 Colors: Garnet & Black
 Arena: The Carolina Center
 Capacity: 18,000; Year Built: 2002
 AD: Michael McGehee
 SID: Brian Binette

SOUTH CAROLINA ST.

Orangeburg, SC 29117-0001I

Coach: Ben Betts Jr., Roanoke 1990

2003-04 RESULTS (18-11)

60 Oral Roberts †	63
71 Eastern Wash. †	51
46 Florida St.	81
65 Citadel ■	51
78 Longwood ■	56
74 Clemson	77
50 South Carolina	86
63 La Salle †	76
76 Middle Tenn. †	86
68 Hampton	66
56 Norfolk St.	67
69 N.C. A&T	62
78 Md.-East. Shore ■	53
57 Morgan St.	62
63 Coppin St.	57
71 Bethune-Cookman ■	69
86 Florida A&M ■	62
78 Howard	67
60 Delaware St. ■	42
83 Hampton ■	55
74 Norfolk St.	88
61 Md.-East. Shore	64
86 Morgan St. ■	77
68 Coppin St. ■	65
72 Bethune-Cookman	62
75 Florida A&M	66
78 N.C. A&T ■	56
84 Md.-East. Shore †	56
53 Florida A&M †	65

Nickname: Bulldogs
 Colors: Garnet & Blue
 Arena: SHM Memorial Center
 Capacity: 3,200; Year Built: 1968
 AD: Oliver Pough
 SID: Bill Hamilton

S.C.-AIKEN

Aiken, SC 29801II

Coach: Mike Roberts, Elon 1977

2003-04 RESULTS (11-18)

71 Carson-Newman	84
66 Tusculum	80
69 Presbyterian †	65
58 Newberry †	48

64 Carson-Newman ■	78
92 Livingstone	82
90 Catawba	79
68 Tusculum ■	84
71 Mount Olive ■	85
84 St. Andrews ■	69
94 Wingate ■	90
65 S.C. Upstate	73
68 Kennesaw St.	86
97 UNC Pembroke ■	82
61 Columbus St. ■	96
63 Francis Marion ■	94
53 GC&SU	77
82 Clayton St. ■	76
49 Francis Marion	87
65 Armstrong Atlantic	76
63 Augusta St. ■	78
72 Lander	84
90 UNC Pembroke	81
79 S.C. Upstate ■	84
70 North Fla. ■	85
75 Augusta St.	86
75 Lander ■	70
90 North Fla. †	58
61 Kennesaw St. †	96

Nickname: Pacers
 Colors: Cardinal & White
 Arena: The Courthouse
 Capacity: 2,500; Year Built: 1977
 AD: Douglas R. Warrick
 SID: Brad Fields

S.C. UPSTATE

Spartanburg, SC 29303-4999 ..II

Coach: Eddie Payne, Wake Forest 1973

2003-04 RESULTS (14-14)

80 Limestone	79
84 Catawba ■	77
85 North Greenville ■	74
67 Lenoir-Rhyne ■	70
94 Carson-Newman ■	85
85 Catawba	70
78 West Va. Tech ■	77
64 Tusculum	84
89 Carson-Newman	96
90 Limestone ■	77
65 Presbyterian	80
73 S.C.-Aiken ■	65
65 North Fla.	75
63 Francis Marion	83
82 Kennesaw St. ■	87
44 Augusta St.	49
65 Columbus St.	79
46 Francis Marion ■	57
64 GC&SU ■	68
72 Augusta St. ■	51
56 Clayton St.	65
80 Lander ■	66
79 UNC Pembroke	63
84 S.C.-Aiken	79
69 Armstrong Atlantic ■	74
71 Lander	60
81 UNC Pembroke ■	65
67 GC&SU †	68

Nickname: Rifles
 Colors: Green, White & Black
 Arena: G.B. Hodge Center
 Capacity: 1,535; Year Built: 1973
 AD: H. Michael Hall
 SID: Bill English

SOUTH DAKOTA

Vermillion, SD 57069-2390 ..II

Coach: David Boots, Augsburg 1979

2003-04 RESULTS (22-10)

98 South Dak. Tech ■	70
86 Wayne St. (Neb.)	65
95 Tampa †	86

88 Bemidji St. †	79
92 Winona St. †	56
80 Southwest Minn. St.	71
57 Northern St.	69
90 Doane ■	68
89 Concordia-St. Paul ■	59
105 Minn. St. Moorhead †	77
101 Minn. Duluth †	110
122 Dana ■	68
79 South Dakota St.	92
61 Augustana (S.D.)	63
62 North Dakota	70
74 North Dakota St.	89
95 Minn. St.-Mankato	86
97 St. Cloud St. ■	79
67 Neb.-Omaha ■	74
83 Hastings ■	51
86 Neb.-Omaha	84
91 St. Cloud St.	84
82 Minn. St.-Mankato	78
105 North Dakota St. ■	96
64 North Dakota	68
74 Augustana (S.D.) ■	72
78 South Dakota St. ■	63
97 Minn. St.-Mankato ■	82
73 South Dakota St. †	69
70 Neb.-Omaha	82
82 Neb.-Omaha †	71
80 Neb.-Kearney †	96

Nickname: Coyotes
 Colors: Red & White
 Arena: DakotaDome
 Capacity: 10,000; Year Built: 1979
 AD: Joel Nielsen
 SID: Jerod Dahlgren

SOUTH DAKOTA ST.

Brookings, SD 57007 ..II

Coach: Scott Nagy, Delta St. 1988

2003-04 RESULTS (27-7)

97 Philadelphia U. †	82
65 Kennesaw St. †	50
91 Northern Ky. †	76
102 Minn. Duluth †	84
95 Southwest Minn. St. †	63
98 Si Tanka ■	81
96 Bemidji St. ■	85
97 Tampa ■	77
109 Presentation ■	62
96 Northern St. ■	57
75 Concordia-St. Paul	74
85 Dakota Wesleyan ■	61
88 Sioux Falls ■	77
102 Winona St. ■	65
102 Colorado Mines ■	82
64 Michigan Tech	60
92 South Dakota ■	79
104 Neb.-Omaha ■	107
84 Minn. St.-Mankato	102
70 St. Cloud St.	77
87 North Dakota ■	79
88 North Dakota St. ■	64
88 Augustana (S.D.) ■	78
87 Augustana (S.D.)	60
88 North Dakota St.	71
73 North Dakota	66
91 St. Cloud St. ■	69
90 Minn. St.-Mankato ■	88
63 Neb.-Omaha	74
63 South Dakota	78
74 North Dakota	63
69 South Dakota †	73
99 Northern St. †	80
69 Metro St.	109

Nickname: Jackrabbits
 Colors: Yellow & Blue
 Arena: Frost Arena
 Capacity: 9,000; Year Built: 1973
 AD: Fred M. Oien
 SID: Ron Lenz

SOUTH FLA.

Tampa, FL 33620I

Coach: Robert McCullum,
 Birmingham-So. 1976

2003-04 RESULTS (7-20)

79 Fla. Atlantic ■	66
64 Valparaiso	62
74 Wright St. ■	59
60 Providence	84
52 Nebraska	75
58 Richmond ■	70
60 Michigan St.	73
73 Florida Int'l ■	56
65 Colorado St. ■	66
78 South Ala. ■	67
66 New Orleans ■	61
40 Louisville ■	85
52 St. Louis	70
47 UAB	86
53 Memphis	66
53 Houston ■	65
57 East Caro. ■	59
65 Tulane	70
51 TCU ■	54
67 Cincinnati	80
68 Southern Miss. ■	60
72 Charlotte	84
52 Houston	53
63 Marquette ■	70
60 East Caro.	69
59 UAB ■	61
66 DePaul ■	78

Nickname: Bulls
 Colors: Green & Gold
 Arena: Sun Dome
 Capacity: 10,411; Year Built: 1979
 AD: Lee Roy Selmon
 SID: Fred Huff

SOUTHAMPTON

Southampton, NY 11968II

Coach: Peter Quinn,
 Southampton 2000

2003-04 RESULTS (7-20)

62 Bryant ■	88
77 St. Thomas Aquinas ■	86
69 Bridgeport	84
81 Dowling ■	74
77 Concordia (N.Y.)	97
87 Assumption	92
81 St. Rose †	89
63 Philadelphia U.	81
71 Queens (N.Y.) ■	94
62 C.W. Post	95
73 Mercy ■	57
81 Molloy	84
82 NYIT ■	76
56 C.W. Post	70
61 NYIT	88
69 Adelphi ■	66
86 Mercy	96
65 New Haven	101
90 St. Thomas Aquinas	95
64 New Haven ■	73
78 Philadelphia U. ■	87
63 Bridgeport ■	69
77 Dowling	71
98 Concordia (N.Y.) ■	69
57 Adelphi	71
78 Queens (N.Y.)	91
106 Molloy ■	82

Nickname: Colonials
 Colors: Blue & Gold
 Arena: Southampton Gym
 Capacity: 1,500; Year Built: 1964
 AD: Mary E. Topping
 SID: Cindy Corwith

SOUTHEAST MO. ST.

Cape Girardeau, MO
 63701-4799I

Coach: Gary Garner, Missouri 1965

2003-04 RESULTS (11-16)

63 Wis.-Green Bay ■	62
83 Ky. Christian ■	51
50 Montana	61
77 UC Santa Barb. †	75
58 Southern Ill.	71
80 UMKC ■	63
68 Arkansas	78
79 Oakland City ■	67
75 North Texas ■	68
50 DePaul	57
77 IPFW	75
48 Austin Peay ■	52
69 Tennessee Tech ■	71
84 Eastern Ill.	64
81 Tennessee St. ■	75
73 Tennessee Tech	74
52 Austin Peay	54
64 Jacksonville St.	79
58 Samford	70
89 Tenn.-Martin ■	78
74 Murray St. ■	80
85 Eastern Ill. ■	89
86 Tennessee St.	90
81 Eastern Ky. ■	85
80 Morehead St. ■	77
63 Murray St.	76
71 Tenn.-Martin	88

Nickname: Indians
 Colors: Red & White
 Arena: Show Me Center
 Capacity: 7,000; Year Built: 1987
 AD: Donald L. Koverman
 SID: Ron Hines

SOUTHEASTERN LA.

Hammond, LA 70402I

Coach: Billy Kennedy,
 Southeastern La. 1986

2003-04 RESULTS (20-9)

73 Wiley ■	56
76 Alabama	83
48 Mississippi	52
83 Belhaven ■	67
76 Southern U. ■	71
81 Southern U.	63
66 Tulane	63
71 Western Caro. †	72
75 Morgan St. †	61
72 Loyola (La.)	56
78 Ark. Baptist ■	49
72 La.-Monroe	70
78 Texas-San Antonio ■	68
43 Stephen F. Austin	61
65 Lamar	53
80 Sam Houston St. ■	77
83 McNeese St. ■	72
64 Texas St.	63
64 Texas-Arlington	69
74 Stephen F. Austin ■	72
64 Sam Houston St.	69
80 Nicholls St. ■	70
85 Northwestern St. ■	78
89 Lamar	72
81 La.-Monroe ■	67
68 McNeese St.	71
86 Texas-San Antonio	106
72 Northwestern St. ■	64
85 Texas-San Antonio ■	87

Nickname: Lions
 Colors: Green & Gold
 Arena: University Center
 Capacity: 7,500; Year Built: 1982
 AD: Frank Pergolizzi
 SID: Matt Sullivan

SOUTHEASTERN OKLA.
Durant, OK 74701-0609II

Coach: Tony Robinson,
Southeastern Okla. 1976

2003-04 RESULTS (13-14)

67	Arkansas Tech	60
49	Henderson St.	55
59	Incarnate Word	65
78	Bacone †	64
66	Abilene Christian ■	64
90	Angelo St. ■	87
75	St. Edward's	59
86	Arkansas Tech ■	58
46	Oklahoma St.	93
73	Eastern N.M.	86
63	West Tex. A&M	66
83	Midwestern St. ■	74
64	Tex. A&M-Kingsville	80
49	Tex. A&M-Commerce	58
50	Northeastern St.	42
89	Central Okla.	105
74	St. Edward's ■	60
40	Southwestern Okla. ■	60
76	Cameron	63
71	East Central ■	62
55	Tarleton St.	69
53	Northeastern St. ■	68
74	Central Okla. ■	76
75	Southwestern Okla.	55
71	Cameron ■	74
76	East Central	67
80	Tarleton St. ■	87

Nickname: Savages
Colors: Blue & Gold
Arena: Bloomer Sullivan Gym
Capacity: 2,000; Year Built: 1956
AD: Donald A. Parham
SID: Dave Wester

SOUTHERN ARK.
Magnolia, AR 71754-0000II

Coach: Brian Daugherty,
Southern Ark. 1994

2003-04 RESULTS (10-17)

75	West Ga. †	94
76	P.R.-Cayey †	52
80	Tex. A&M-Commerce ■	78
98	Ozarks (Ark.) †	94
110	Harris-Stowe †	67
48	Ark.-Little Rock	72
104	Ark. Baptist ■	87
77	Tex. A&M-Commerce	87
54	Incarnate Word	77
59	Incarnate Word ■	65
95	LSU-Shreveport ■	78
57	Ouachita Baptist	80
79	Arkansas Tech ■	64
62	Henderson St.	77
74	Harding ■	75
74	Delta St.	87
67	Ark.-Monticello	77
67	Central Ark. ■	62
63	Christian Bros.	79
69	Ouachita Baptist ■	72
81	Arkansas Tech	87
64	Henderson St. ■	77
64	Harding	89
85	Delta St. ■	84
68	Ark.-Monticello ■	66
65	Central Ark.	80
83	Christian Bros. ■	91

Nickname: Muleriders
Colors: Royal Blue & Old Gold
Arena: W.T. Watson Athletic Cent
Capacity: 2,000; Year Built: 1962
AD: Jay Adcox
SID: Houston Taylor

SOUTHERN CALIFORNIA
Los Angeles, CA 90089-0602I

Coach: Henry Bibby, UCLA 1972

2003-04 RESULTS (13-15)

65	Western Mich.	83
75	Cal St. Northridge ■	69
83	UNLV ■	92
84	St. Mary's (Cal.)	83
96	Cal St. Fullerton ■	90
61	Brigham Young	85
65	Fresno St.	62
78	Cal Poly ■	93
81	Lafayette ■	59
74	Oregon ■	92
91	Oregon St. ■	82
88	Washington	80
61	Washington St.	76
99	Arizona ■	90
85	Arizona St. ■	100
62	California	63
67	Stanford	77
76	UCLA	69
82	Washington ■	93
51	Washington St. ■	60
70	Arizona	97
93	Arizona St.	84
67	Stanford ■	76
70	California ■	60
78	UCLA ■	77
70	Oregon	75
63	Oregon St.	60
76	Arizona †	79

Nickname: Trojans
Colors: Cardinal & Gold
Arena: Los Angeles Sports Arena
Capacity: 16,161; Year Built: 1959
AD: Michael Garrett
SID: Tim Tossalone

SOUTHERN CONN. ST.
New Haven, CT 06515II

Coach: Art Leary, Quinnipiac 1970

2003-04 RESULTS (5-22)

42	New Haven ■	68
50	St. Anselm	80
65	St. Michael's ■	62
72	St. Rose ■	83
59	Pace	96
60	East Stroudsburg	68
51	Shepherd †	58
50	Bryant	94
81	Dowling	96
71	Assumption ■	63
51	American Int'l	55
61	Southern N.H.	74
82	Franklin Pierce ■	73
58	Mass.-Lowell ■	75
60	Merrimack	84
61	Bentley ■	74
56	Stonehill ■	79
66	St. Rose	100
48	Pace ■	69
55	C.W. Post ■	62
72	St. Anselm ■	101
69	Le Moyne ■	57
75	St. Michael's	85
72	Stonehill	89
78	Bentley	116
74	Merrimack ■	71
61	Le Moyne	70

Nickname: Owls
Colors: Blue & White
Arena: James W. Moore Fieldhouse
Capacity: 2,800; Year Built: 1973
AD: TBA
SID: Richard Leddy

SIU EDWARDSVILLE
Edwardsville, IL 62026-1129II

Coach: Marty Simmons, Evansville 1987

2003-04 RESULTS (16-12)

91	Harris-Stowe ■	51
61	St. Mary's (Tex.) ■	74
56	Murray St.	81
77	St. Joseph's (Ind.)	64
55	Indianapolis	77
68	Bellarmine ■	53
70	Ky. Wesleyan ■	77
68	Mo.-Rolla	53
80	Blackburn ■	40
81	Robert Morris-Chicag ■	47
75	Mo.-St. Louis	64
54	Quincy	56
57	Lewis	74
66	Wis.-Parkside	60
56	Indianapolis ■	70
81	Northern Ky. ■	75
64	Ky. Wesleyan	77
62	Southern Ind.	86
60	Quincy ■	51
74	Wis.-Parkside ■	62
71	St. Joseph's (Ind.) ■	42
66	Northern Ky.	65
67	Bellarmine	89
70	Southern Ind. ■	75
83	Mo.-St. Louis ■	63
83	Lincoln (Mo.) ■	58
78	Lewis ■	76
71	Indianapolis †	77

Nickname: Cougars
Colors: Red & White
Arena: Sam Vadalabene Center
Capacity: 4,000; Year Built: 1984
AD: Bradley Hewitt
SID: Eric Hess

SOUTHERN ILL.
Carbondale, IL 62901-6620I

Coach: Matt Painter, Purdue 1993

2003-04 RESULTS (25-5)

67	Wyoming	62
84	Jacksonville St. ■	49
81	Wis.-Milwaukee	77
71	Setheast Mo. St. ■	58
75	Drake	66
79	Wright St.	73
64	Murray St.	68
82	Montana ■	71
57	Illinois St. ■	40
59	Charlotte ■	64
67	Indiana St.	50
73	Wichita St. ■	64
81	Evansville ■	63
72	Bradley	62
71	Illinois St.	58
53	Indiana St. ■	44
84	Wichita St.	79
63	Northern Iowa ■	53
59	Southwest Mo. St. ■	52
61	Creighton	60
96	Drake ■	76
59	Southwest Mo. St.	58
84	Evansville	69
66	Hawaii ■	62
68	Creighton ■	60
72	Bradley ■	71
52	Northern Iowa	68
93	Evansville †	67
74	Southwest Mo. St. †	80
64	Alabama †	65

Nickname: Salukis
Colors: Maroon & White
Arena: The SIU Arena
Capacity: 10,014; Year Built: 1964
AD: Paul Kowalczyk
SID: Tom Weber

SOUTHERN IND.
Evansville, IN 47712-3534II

Coach: Rick Herdes,
Graceland (Iowa) 1980

2003-04 RESULTS (28-7)

103	Lincoln (Mo.) ■	73
98	Oakland City ■	41
71	Bellarmine	60
78	Ky. Wesleyan	65
95	Mo.-St. Louis	80
80	Quincy	69
72	Henderson St. ■	62
116	Ill.-Springfield ■	72
93	North Ala. ■	75
89	Ferris St. ■	62
82	Tusculum ■	68
77	Lewis ■	82
71	Wis.-Parkside ■	63
87	Indianapolis	88
80	Northern Ky.	81
72	Ky. Wesleyan ■	68
70	Quincy ■	67
86	SIU Edwardsville ■	62
90	Wis.-Parkside	82
80	St. Joseph's (Ind.)	83
74	Northern Ky. ■	66
113	Bellarmine ■	69
117	Mo.-St. Louis ■	78
75	SIU Edwardsville	70
59	Lewis	65
117	St. Joseph's (Ind.) ■	69
96	Indianapolis ■	79
83	Northern Ky. †	74
73	Ky. Wesleyan †	74
96	Ky. Wesleyan †	83
75	Findlay †	67
69	Wayne St. (Mich.) †	68
88	Northwest Mo. St. †	81
83	Metro St. †	81
59	Kennesaw St. †	84

Nickname: Screaming Eagles
Colors: Red, White & Blue
Arena: Physical Activities Center
Capacity: 3,300; Year Built: 1980
AD: Jon Mark Hall
SID: Ray Simmons

SOUTHERN ME.
Gorham, ME 04038III

Coach: Karl Henrikson,
Southern Me. 1979

2003-04 RESULTS (9-17)

80	Trinity (Conn.)	86
72	Ithaca †	81
62	Bates ■	60
64	Colby	83
64	St. Joseph's (Me.) †	58
70	Bowdoin ■	71
78	Eastern Conn. St.	80
78	Western Conn. St. ■	81
59	Goucher †	75
86	St. John's (Minn.) †	79
66	Colby ■	65
87	New England	69
63	Keene St.	79
71	Rhode Island Col. ■	68
69	Mass.-Dartmouth	85
85	Mass.-Boston	94
42	Eastern Conn. St. ■	68
70	Plymouth St. ■	84
82	Western Conn. St.	100
64	St. Joseph's (Me.)	53
61	Keene St. ■	75
82	Mass.-Boston ■	73
61	Rhode Island Col.	77
65	Plymouth St.	92
74	Mass.-Dartmouth ■	68
70	Plymouth St.	75

Nickname: Huskies
 Colors: Blue, Gold & White
 Arena: Warren G. Hill Gymnasium
 Capacity: 1,400; Year Built: 1963
 AD: Albert D. Bean Jr.
 SID: B.L. Efring

SOUTHERN METHODIST
 Dallas, TX 75275I

Coach: Mike Dement, East Caro. 1976

2003-04 RESULTS (12-18)

69	Tex.-Pan American †	59
65	San Diego	68
62	Texas Tech ■	59
66	Baylor	62
66	Wake Forest ■	78
82	Appalachian St. ■	85
66	Miami (Ohio) †	55
60	Purdue	59
68	Navy	54
54	Oklahoma St.	89
67	Tulsa ■	58
53	Fresno St.	54
74	Nevada	84
65	Hawaii ■	66
73	San Jose St. ■	58
40	Rice	80
61	Louisiana Tech ■	75
62	UTEP	88
59	Boise St.	61
71	Nevada ■	70
74	Fresno St. ■	75
62	San Jose St.	55
59	Hawaii	62
69	Louisiana Tech	74
50	Boise St. ■	89
71	UTEP ■	81
64	Tulsa	56
66	Rice ■	71
79	Tulsa †	60
60	Nevada †	75

Nickname: Mustangs
 Colors: Red & Blue
 Arena: Moody Coliseum
 Capacity: 8,998; Year Built: 1956
 AD: W. James Copeland Jr.
 SID: Brad Sutton

SOUTHERN MISS.
 Hattiesburg, MS 39402I

Coach: James Green, Mississippi 1983

2003-04 RESULTS (13-15)

79	Alcorn St. ■	67
77	Texas Southern ■	63
54	Murray St.	94
59	Hampton †	57
81	Samford †	61
71	Arkansas St.	78
95	Ga. Southern ■	91
50	LSU	65
91	William Carey ■	59
60	Auburn	78
61	New Orleans ■	59
42	Louisville	76
66	Memphis ■	63
55	St. Louis	56
83	Marquette ■	61
47	Cincinnati ■	83
67	TCU	79
64	Tulane	58
75	Houston	72
65	UAB ■	69
60	South Fla.	68
70	Houston ■	48
72	Charlotte ■	78
56	Memphis	74
51	DePaul	80
70	Tulane ■	60
50	East Caro. ■	63
46	St. Louis †	52

Nickname: Golden Eagles
 Colors: Black & Gold
 Arena: Reed Green Coliseum
 Capacity: 8,095; Year Built: 1965
 AD: Richard C. Giannini
 SID: Mike Montoro

SOUTHERN N.H.
 Manchester, NH 03106-1045...II

Coach: Stan Spirou, Keene St. 1974

2003-04 RESULTS (23-9)

72	Franklin Pierce ■	54
79	Bentley	77
58	Merrimack ■	53
79	St. Michael's ■	58
84	St. Anselm †	55
94	Newbury ■	62
75	Felician	65
73	Wilmington (Del.)	53
71	Le Moyne ■	60
64	St. Anselm	81
74	Southern Conn. St. ■	61
95	St. Rose	96
42	Pace	64
75	Assumption ■	59
64	American Int'l ■	48
58	Bryant	69
84	Teikyo Post	76
60	Franklin Pierce	62
74	Mass.-Lowell ■	67
69	Merrimack	54
74	Stonehill ■	67
51	Bentley ■	54
79	American Int'l	75
76	Bryant ■	65
70	Assumption	69
71	Mass.-Lowell	87
79	Stonehill	78
65	St. Rose ■	57
75	Bentley ■	61
63	Mass.-Lowell	67
74	New Haven †	67
61	Mass.-Lowell	67

Nickname: Penmen
 Colors: Blue & Gold
 Arena: SNHU Fieldhouse
 Capacity: 2,000; Year Built: 1980
 AD: Joseph R. Polak
 SID: Tom McDermott

SOUTHERN U.
 Baton Rouge, LA 70813I

Coach: Michael Grant, Malone 1984

2003-04 RESULTS (12-16)

59	LSU	70
72	Tulane	78
67	West Ala. ■	44
75	North Texas ■	58
71	Southeastern La.	76
80	Nicholls St.	83
63	Southeastern La. ■	81
59	Ark.-Little Rock	73
71	Florida A&M	69
76	Prairie View	74
47	Texas Southern	65
73	Grambling ■	63
78	Jackson St. ■	64
72	Ark.-Pine Bluff	60
67	Mississippi Val.	75
58	Alabama A&M ■	61
70	Alabama St. ■	71
84	Alcorn St. ■	73
70	Grambling	73
73	Jackson St.	81
72	Ark.-Pine Bluff ■	51
70	Mississippi Val. ■	73
64	Alabama A&M	82
61	Alabama St.	68
71	Alcorn St.	64

87	Prairie View ■	66
75	Texas Southern ■	71
62	Alabama St. †	63

Nickname: Jaguars
 Colors: Columbia Blue & Gold
 Arena: Clark Activity Center
 Capacity: 7,500; Year Built: 1976
 AD: Floyd Kerr
 SID: Kevin Manns

SOUTHERN UTAH
 Cedar City, UT 84720.....I

Coach: Bill Evans, Southern Utah 1972

2003-04 RESULTS (10-18)

54	Brigham Young	88
71	Lewis & Clark ■	49
55	Washington St. ■	36
68	Weber St. ■	82
53	Denver	66
56	Drake	71
78	Montana Tech ■	41
60	Long Beach St.	59
37	Stanford	67
45	Utah	78
82	Denver ■	88
64	Oral Roberts ■	75
65	Centenary (La.) ■	67
63	Chicago St.	66
74	Oakland	73
68	IUPUI	63
75	Western Ill.	83
69	Valparaiso	76
73	UMKC ■	63
78	Oakland ■	68
80	IUPUI ■	84
59	Chicago St.	73
44	Centenary (La.)	86
63	Western Ill. ■	55
75	Valparaiso ■	58
62	UMKC	74
73	Oral Roberts	84
60	IUPUI †	74

Nickname: Thunderbirds
 Colors: Scarlet & White
 Arena: Centrum
 Capacity: 5,300; Year Built: 1985
 AD: Thomas Douple
 SID: Neil Gardner

SOUTHERN VT.
 Bennington, VT 05201-9983III

Coach: Ryan Marks, Southern California 1993

2003-04 RESULTS (18-11)

74	CCNY †	57
59	Williams	87
68	Middlebury ■	83
57	Keene St.	83
65	Western New Eng.	67
74	St. Joseph (Vt.) ■	51
63	Norwich	52
75	Albertus Magnus ■	66
63	Rensselaer ■	72
81	Daniel Webster	59
71	Emmanuel (Mass.)	61
75	Suffolk	78
88	Johnson & Wales ■	83
83	Emerson ■	50
48	Princeton	86
81	Rivier	66
76	Albertus Magnus	65
74	Norwich ■	69
82	Rivier ■	54
85	Suffolk ■	87
82	Western New Eng. ■	76
75	Emmanuel (Mass.) ■	55
65	Emerson	62
81	Daniel Webster ■	68

59	Johnson & Wales	66
73	Emmanuel (Mass.) ■	61
67	Norwich ■	56
58	Johnson & Wales	68
73	Western Conn. St. ■	83

Nickname: Mountaineers
 Colors: Green, White & Gold
 Arena: Field House
 Capacity: 300; Year Built: 1991
 AD: Jason Bolgos
 SID: To be named

SOUTHWEST BAPTIST
 Bolivar, MO 65613II

Coach: Darin Archer, Southwest Baptist 1991

2003-04 RESULTS (7-20)

94	Ozark Christian ■	48
76	Northwest Nazarene †	82
65	Seattle Pacific	60
59	Rockhurst	73
61	Park †	66
66	Drury	78
80	Missouri Valley ■	66
77	Harding	89
63	Evangel ■	77
65	Northwest Mo. St.	85
69	Emporia St. ■	71
66	Central Mo. St.	88
69	Pittsburg St.	74
71	Mo.-Rolla ■	85
66	Mo. Southern St.	96
62	Washburn ■	84
73	Mo. Western St. ■	72
84	Truman	69
61	Northwest Mo. St. ■	81
58	Truman ■	60
57	Mo. Western St.	85
67	Washburn	86
88	Mo. Southern St. ■	85
72	Mo.-Rolla	68
83	Pittsburg St. ■	85
62	Central Mo. St. ■	70
89	Emporia St.	120

Nickname: Bearcats
 Colors: Purple & White
 Arena: Davison Field House
 Capacity: 2,500; Year Built: 1963
 AD: Jim Middleton
 SID: Darin Archer

SOUTHWEST MINN. ST.
 Marshall, MN 56258II

Coach: Greg Stemen, Valley City St. 1988

2003-04 RESULTS (12-16)

99	Minnesota Bible ■	90
86	Minn. St.-Mankato	96
63	South Dakota St. †	95
76	North Dakota ■	75
102	Waldorf	96
73	Augustana (S.D.) ■	77
71	South Dakota ■	80
89	Minn.-Morris	71
90	William Penn ■	70
84	St. Cloud St. ■	70
72	Chadron St.	82
64	Minn. Duluth ■	63
72	Northern St.	88
69	Minn. St. Moorhead	77
59	Winona St. ■	78
62	Minn.-Crookston	75
59	Bemidji St.	69
66	Wayne St. (Neb.)	80
79	Minn. St. Moorhead ■	67
57	Northern St. ■	70
83	Minn. Duluth	85
73	Winona St.	84

69	Concordia-St. Paul	62
82	Bemidji St. ■	107
83	Minn.-Crookston ■	68
79	Concordia-St. Paul ■	59
71	Wayne St. (Neb.) ■	69
65	Winona St.	71

Nickname: Mustangs
 Colors: Brown & Gold
 Arena: R/A Facility
 Capacity: 4,000; Year Built: 1996
 AD: Howard L. Gauthier
 SID: Kelly Loft

SOUTHWEST MO. ST.

Springfield, MO 65804.....l

Coach: Barry Hinson,
 Oklahoma St. 1983

2003-04 RESULTS (19-14)

82	Western Ill. ■	71
63	San Francisco ■	42
64	South Carolina †	77
72	San Francisco †	51
63	Kent St. ■	64
73	Coppin St. ■	44
79	Weber St. ■	74
66	San Diego	80
63	Wichita St. ■	81
80	UMKC	77
70	St. Louis ■	59
54	Creighton	59
73	San Diego ■	62
95	Evansville	85
62	Northern Iowa ■	60
69	Indiana St. ■	63
42	Illinois St.	54
52	Bradley ■	45
51	Drake	50
66	Evansville ■	68
52	Indiana St.	39
52	Southern Ill.	59
69	Illinois St. ■	57
59	Northern Iowa	64
58	Southern Ill. ■	59
68	Drake ■	59
66	Miami (Ohio)	75
66	Wichita St.	77
70	Creighton ■	46
72	Bradley	79
84	Creighton †	75
80	Southern Ill. †	74
74	Northern Iowa †	79

Nickname: Bears
 Colors: Maroon & White
 Arena: Hammons Student Center
 Capacity: 8,846; Year Built: 1976
 AD: Bill Rowe Jr.
 SID: Mark Stillwell

SOUTHWESTERN (TEX.)

Georgetown, TX 78627-0770 ..lll

Coach: Bill Raleigh, Muhlenberg 1988

2003-04 RESULTS (17-10)

94	Marymount (Va.) †	80
64	Hampden-Sydney	82
77	St. Edward's	66
80	Haverford	61
85	Central (Iowa) ■	65
67	Dallas	74
56	Trinity (Tex.) ■	59
70	Austin	57
64	Wheaton (Ill.) †	75
57	Augustana (Ill.) †	63
69	Clarkson ■	66
60	Centre	63
74	Sewanee	69
83	Millsaps ■	55
100	Oglethorpe ■	74
67	Trinity (Tex.)	68
65	Dallas ■	57

78	Hendrix	51
87	Rhodes	61
70	DePauw ■	54
70	Rose-Hulman ■	73
67	Centre ■	65
89	Sewanee ■	73
72	Millsaps	53
76	Oglethorpe	84
88	DePauw †	84
55	Trinity (Tex.) †	59

Nickname: Pirates
 Colors: Black & Yellow
 Arena: Corbin J. Robertson Center
 Capacity: 1,800; Year Built: 1995
 AD: Glada C. Munt
 SID: Jim Shelton

SOUTHWESTERN OKLA.

Weatherford, OK 73096ll

Coach: Scott Reed,
 Northeastern St. 1996

2003-04 RESULTS (18-11)

52	Arkansas Tech.	50
93	Oklahoma Panhandle	66
54	Ouachita Baptist †	52
76	West Tex. A&M	56
85	Oklahoma Panhandle ■	54
49	Tex. A&M-Commerce ■	68
73	Arkansas Tech ■	61
74	Tex. A&M-Kingsville ■	72
67	Incarnate Word	52
59	Tex. A&M-Kingsville †	74
55	Angelo St.	70
70	Abilene Christian	62
64	West Tex. A&M ■	70
51	Eastern N.M. ■	49
78	Midwestern St.	71
73	Cameron	50
71	Tarleton St. ■	72
60	Southeastern Okla.	40
68	East Central	58
49	Northeastern St. ■	56
64	Central Okla.	72
71	Cameron ■	59
60	Tarleton St.	70
55	Southeastern Okla. ■	75
69	East Central	56
80	Northeastern St.	77
53	Central Okla. ■	64
61	Eastern N.M.	52
71	Northeastern St. †	80

Nickname: Bulldogs
 Colors: Navy Blue & White
 Arena: Rankin Williams Fieldhouse
 Capacity: 2,400; Year Built: 1957
 AD: Cecil Perkins
 SID: Michael J. Bond

SPRINGFIELD

Springfield, MA 01109-3797lll

Coach: Charlie Brock, Springfield 1976

2003-04 RESULTS (12-16)

68	Trinity (Tex.) †	75
66	Chicago	78
79	Tufts ■	66
80	Westfield St. ■	69
70	Amherst ■	80
98	Curry	69
87	Salem St.	89
83	Bridgewater St. ■	70
68	Elizabethtown ■	80
69	Keene St.	80
58	Trinity (Conn.)	72
58	MIT	67
84	Eastern Conn. St.	85
90	Coast Guard ■	65
59	Babson	71
64	Clark (Mass.)	82
59	Wheaton (Mass.) ■	75

60	WPI ■	72
51	Williams	86
74	Babson ■	62
74	Wheaton (Mass.)	69
75	MIT ■	45
73	Clark (Mass.) ■	70
84	Coast Guard	55
72	WPI	91
94	Wheaton (Mass.) ■	80
81	WPI	65
70	Babson †	72

Nickname: The Pride
 Colors: Maroon & White
 Arena: Blake Arena
 Capacity: 2,000; Year Built: 1981
 AD: Cathie Schweitzer
 SID: John White

STANFORD

Stanford, CA 94305-2060l

Coach: Mike Montgomery,
 Long Beach St. 1968

2003-04 RESULTS (30-2)

77	Sacramento St. ■	59
72	UC Irvine	59
60	Rice	56
64	Kansas †	58
86	UNLV	71
77	Florida Int'l ■	50
87	Gonzaga †	80
67	Southern Utah ■	37
100	Harvard ■	59
73	Washington St. ■	51
85	Washington ■	72
63	Arizona St.	62
82	Arizona	72
68	California ■	61
67	UCLA ■	52
77	Southern California ■	67
62	Oregon St.	48
83	Oregon	80
81	Arizona St. ■	51
80	Arizona ■	77
69	California	58
76	Southern California	67
73	UCLA	60
73	Oregon St. ■	47
76	Oregon ■	55
63	Washington St.	61
62	Washington	75
68	Washington St. †	47
70	Oregon †	63
77	Washington †	66
71	Texas-San Antonio †	45
67	Alabama †	70

Nickname: Cardinal
 Colors: Cardinal & White
 Arena: Maples Pavilion
 Capacity: 7,391; Year Built: 1968
 AD: Edward Leland
 SID: Bob Vazquez

STATEN ISLAND

Staten Island, NY 10314lll

Coach: Anthony Petosa,
 Staten Island 1986

2003-04 RESULTS (19-9)

63	Marywood †	82
63	Baptist Bible (Pa.) †	62
68	Farmingdale	64
87	York (N.Y.) ■	53
66	FDU-Florham	65
77	Brooklyn	72
69	Ramapo	84
85	St. Joseph's (L.I.) ■	60
78	Kean ■	80
63	Manhattanville ■	77
60	Medgar Evers	46
80	Hunter	78

66	Baruch ■	71
74	Merchant Marine	70
68	City Tech ■	77
79	Lehman	66
63	CCNY ■	48
96	Medgar Evers ■	63
56	City Tech	55
63	York (N.Y.)	56
79	Montclair St.	86
95	Brooklyn ■	68
70	John Jay ■	67
93	St. Joseph's (Brkln)	79
67	CCNY †	65
75	City Tech †	84
87	Manhattanville ■	59
73	Ramapo	90

Nickname: Dolphins
 Colors: Maroon & Columbia Blue
 Arena: Sports & Recreation Center
 Capacity: 1,200; Year Built: 1995
 AD: Harold Merritt
 SID: Jason Fein

STEPHEN F. AUSTIN

Nacogdoches, TX 75962l

Coach: Danny Kaspar,
 North Texas 1978

2003-04 RESULTS (21-9)

98	Houston Baptist ■	83
79	Baylor	57
80	Alcorn St.	63
56	Alcorn St. ■	49
62	TCU	84
62	Centenary (La.)	65
68	Grambling	50
108	Oklahoma Panhandle ■	51
70	Centenary (La.) ■	58
87	Cameron ■	42
65	Lyon ■	53
63	Northwestern St.	64
64	McNeese St. ■	60
61	Southeastern La. ■	43
58	La.-Monroe	60
71	Texas-Arlington ■	44
68	Sam Houston St. ■	67
69	Texas-San Antonio ■	60
81	La.-Monroe ■	68
72	Southeastern La.	74
67	Texas-Arlington	71
68	McNeese St.	71
65	Nicholls St. ■	50
60	Lamar	63
71	Sam Houston St.	61
69	Northwestern St. ■	59
72	Texas St.	56
85	Sam Houston St. ■	53
69	Texas-Arlington	68
70	Texas-San Antonio	74

Nickname: Lumberjacks
 Colors: Purple & White
 Arena: William Johnson Coliseum
 Capacity: 7,200; Year Built: 1974
 AD: Steve McCarty
 SID: Rob Meyers

STETSON

De Land, FL 32720l

Coach: Derek Waugh, Furman 1993

2003-04 RESULTS (12-15)

78	Flagler ■	56
74	P.R.-Mayaguez ■	60
70	Miami (Fla.)	91
61	Florida	74
67	Troy St.	87
70	Colorado St. ■	79
72	Florida St. ■	87
66	Lipscomb	73
58	Belmont	77
58	UCF ■	71

91 Fla. Atlantic ■	89
66 Jacksonville ■	64
72 Gardner-Webb	64
74 Campbell	60
77 Mercer	68
62 Georgia St. ■	93
74 Jacksonville	80
62 Mercer	76
66 Georgia St.	65
75 Campbell ■	72
62 Gardner-Webb ■	48
76 Fla. Atlantic	72
54 UCF	74
67 Belmont ■	88
70 Lipscomb ■	67
66 Troy St. ■	68
47 Georgia St. †	55

Nickname: Hatters
 Colors: Green & White
 Arena: Edmunds Center
 Capacity: 5,000; Year Built: 1974
 AD: Jeff Altier
 SID: Jamie Bataille

STEVENS INSTITUTE

Hoboken, NJ 07030-5991III

Coach: Stephen Hayn,
 Stony Brook 1991

2003-04 RESULTS (7-19)

56 N.C. Wesleyan †	77
66 St. Mary's (Md.) †	59
67 FDU-Florham ■	70
43 Yeshiva	65
53 Lehman	70
42 TCNJ	91
52 Rutgers-Newark ■	73
65 New York U. ■	69
72 Mt. St. Mary (N.Y.) ■	83
53 Drew	59
47 Rensselaer ■	71
51 New Jersey City ■	70
61 Maritime (N.Y.) ■	54
59 Merchant Marine ■	76
70 Centenary (N.J.)	58
70 Mt. St. Vincent ■	82
68 Manhattanville	81
52 St. Joseph's (L.I.)	71
75 Mt. St. Mary (N.Y.)	84
55 Old Westbury	70
69 Centenary (N.J.) ■	62
69 Mt. St. Vincent	68
67 Farmingdale	64
66 Manhattanville ■	61
52 Yeshiva ■	55
55 Yeshiva	59

Nickname: Ducks
 Colors: Red & Gray
 Arena: Canavan Arena
 Capacity: 1,500; Year Built: 1994
 AD: Russell B. Rogers
 SID: Tracy King

STILLMAN

Tuscaloosa, AL 35403III

Coach: Shawn Parks, Paine 1994

2003-04 RESULTS (5-21)

67 Miles	83
57 Miles ■	83
80 Fisk	91
68 Clark Atlanta	78
69 Xavier (La.)	90
92 Tuskegee ■	89
69 Albany St. (Ga.) ■	80
79 Fort Valley St. ■	87
82 LeMoyne-Owen	80
80 Oakwood	89
80 Tuskegee	82
68 Xavier (La.) ■	79

86 LeMoyne-Owen ■	84
92 Rust	95
110 Clark Atlanta ■	100
57 Lane	92
52 Kentucky St.	63
50 Paine	54
73 Albany St. (Ga.)	90
51 Fort Valley St.	72
61 Rust ■	65
40 Paine ■	57
100 Philander Smith	84
91 Oakwood ■	95
57 Kentucky St. ■	86
68 Lane ■	79

Nickname: Tigers
 Colors: Navy Blue & Old Gold
 Arena: Birthright
 Capacity: 1,000; Year Built: 1954
 AD: George Lee
 SID: Wesley Peterson

STONEHILL

Easton, MA 02357II

Coach: Kevin O'Brien, Tufts 1979

2003-04 RESULTS (9-17)

63 Dominican (N.Y.)	57
81 Rhode Island Col. ■	57
58 St. Thomas Aquinas ■	52
60 Bryant ■	72
61 Franklin Pierce	69
62 Mass.-Lowell	76
59 Merrimack	71
95 Green Mountain ■	59
77 Assumption	90
71 Bentley ■	78
66 St. Anselm	69
76 Le Moyne ■	72
65 St. Michael's	59
76 St. Rose ■	66
61 Pace ■	63
79 Southern Conn. St.	56
75 Merrimack ■	78
64 Bentley	75
58 Franklin Pierce ■	61
67 Southern N.H.	74
65 Mass.-Lowell ■	73
89 Southern Conn. St. ■	72
63 Pace	71
81 St. Rose	87
61 American Int'l ■	66
78 Southern N.H. ■	79

Nickname: Chieftains
 Colors: Purple & White
 Arena: Merkert Gymnasium
 Capacity: 2,200; Year Built: 1973
 AD: Paula Sullivan
 SID: Jim Seavey

STONY BROOK

Stony Brook, NY 11794I

Coach: Nick Macarchuk, Fairfield 1963

2003-04 RESULTS (10-20)

56 Dartmouth ■	53
48 Utah ■	51
49 Lehigh	64
61 St. John's (N.Y.) ■	72
69 Army	44
70 Hofstra	69
75 Columbia ■	80
64 Boston College	82
79 Brown ■	90
63 Northeastern	82
41 Maine	46
61 UMBC ■	56
62 New Hampshire ■	60
70 Vermont	77
55 Hartford	69
65 Albany (N.Y.) ■	61

71 Binghamton	80
56 Boston U. ■	66
63 Maine ■	71
61 Northeastern ■	73
53 UMBC	72
60 Vermont ■	67
70 Hartford	62
81 Albany (N.Y.)	74
57 Binghamton ■	64
64 Boston U.	75
72 New Hampshire	74
65 UMBC †	59
62 Boston U. †	58
54 Maine †	78

Nickname: Seawolves
 Colors: Scarlet & Gray
 Arena: USB Sports Complex
 Capacity: 4,100; Year Built: 1990
 AD: James Fiore
 SID: Rob Emmerich

SUFFOLK

Boston, MA 02114III

Coach: Dennis McHugh, Salem St. 1990

2003-04 RESULTS (13-13)

73 Baruch †	70
86 Ramapo	109
57 MIT	69
56 Northeastern	98
95 Mass.-Boston ■	86
81 Western New Eng.	75
79 Albertus Magnus ■	71
68 Babson	85
68 Norwich	92
78 Southern Vt. ■	75
72 Brandeis ■	81
81 Johnson & Wales ■	85
83 Daniel Webster ■	61
76 Emmanuel (Mass.) ■	84
67 Emerson	69
68 Western New Eng. ■	77
54 Johnson & Wales	77
82 Emerson ■	68
87 Southern Vt.	85
77 Rivier	61
75 Daniel Webster	61
87 Emmanuel (Mass.)	90
76 Norwich ■	73
84 Albertus Magnus	67
83 Rivier ■	78
68 Emerson ■	85

Nickname: Rams
 Colors: Blue & Gold
 Arena: Regan Gymnasium
 Capacity: 150; Year Built: 1991
 AD: James E. Nelson
 SID: Brenda K. Laymance

SUL ROSS ST.

Alpine, TX 79832III

Coach: Doug Davalos, Houston 1994

2003-04 RESULTS (21-9)

99 Tex. Permian Basin ■	54
76 UTEP	98
87 Texas-Tyler ■	70
81 Texas-Dallas ■	64
72 Louisiana Col.	89
78 Mississippi Col.	81
103 Howard Payne	101
71 Texas-San Antonio	100
89 Ozarks (Ark.) ■	75
85 Austin ■	73
89 East Tex. Baptist	97
96 LeTourneau	91
87 Schreiner	84
80 Texas Lutheran	75
97 Hardin-Simmons ■	63
87 McMurry ■	76

90 Concordia-Austin ■	68
75 Mary Hardin-Baylor ■	82
102 Concordia-Austin	95
93 Mary Hardin-Baylor	103
96 Howard Payne ■	84
99 Schreiner ■	64
74 Texas Lutheran ■	53
82 Hardin-Simmons	89
105 McMurry	99
77 Texas-Dallas ■	57
72 Mississippi Col. ■	69
71 Dallas ■	67
74 Trinity (Tex.)	72
79 Lawrence †	86

Nickname: Lobos
 Colors: Scarlet & Gray
 Arena: Pete P. Gallego Center
 Capacity: 3,100
 AD: Kay Whitley
 SID: To be named

SUSQUEHANNA

Selingsgrove, PA 17870-1025III

Coach: Frank Marcinek, Penn St. 1981

2003-04 RESULTS (15-9)

89 Penn St.-Altoona ■	77
73 King's (Pa.) †	61
83 Rensselaer †	72
58 Rochester	75
81 Elizabethtown ■	63
81 Moravian	70
80 Goucher	85
96 Maryland ■	81
66 Gettysburg †	57
87 Clark (Mass.) †	75
79 Catholic ■	63
77 Lycoming	69
50 Messiah	69
70 Lebanon Valley ■	77
71 Juniata ■	68
78 Widener	56
84 Albright ■	77
72 Moravian	74
56 Elizabethtown	65
61 Lebanon Valley	68
71 Messiah ■	57
45 Widener ■	51
86 Juniata	72
72 Albright	76

Nickname: Crusaders
 Colors: Orange & Maroon
 Arena: O.W. Houts Gymnasium
 Capacity: 1,800; Year Built: 1976
 AD: Pamela Samuelson
 SID: Jim Miller

SWARTHMORE

Swarthmore, PA 19081-1397III

Coach: Lee Wimberly, Stanford 1968

2003-04 RESULTS (12-13)

53 Whittier ■	71
58 Rensselaer †	89
71 Drew ■	60
82 Phila. Bible ■	66
58 Lehigh	82
76 Ursinus ■	83
62 Johns Hopkins	68
52 Lebanon Valley	68
77 Waynesburg ■	54
101 Washington (Md.) ■	97
64 Dickinson ■	70
82 McDaniel	66
57 Frank. & Marsh.	87
68 Gettysburg	62
62 Muhlenberg ■	55
81 Ursinus	85
74 Haverford	70
54 Frank. & Marsh. ■	97

64	Johns Hopkins ■	51
58	Dickinson	56
68	Muhlenberg	65
66	McDaniel ■	61
62	Washington (Md.)	79
63	Gettysburg ■	67
55	Haverford ■	59

Nickname: Garnet Tide
 Colors: Garnet, Gray & White
 Arena: Tarble Pavillion
 Capacity: 1,800; Year Built: 1978
 AD: Adam Hertz
 SID: Mark Duzenski

SYRACUSE

Syracuse, NY 13244I

Coach: Jim Boeheim, Syracuse 1966

2003-04 RESULTS (23-8)

92	Charlotte ■	96
69	Rhode Island ■	65
87	St. Bonaventure †	78
75	Binghamton ■	54
69	Manhattan ■	63
74	Siena ■	61
101	Colgate ■	63
81	UNC Asheville ■	63
87	Canisius ■	70
96	Michigan St.	83
65	St. John's (N.Y.) ■	59
96	Boston College ■	73
82	Missouri	68
81	Notre Dame	70
67	Seton Hall	74
45	Pittsburgh ■	66
76	Virginia Tech ■	64
56	Connecticut	84
61	Providence	74
63	Rutgers ■	61
91	Miami (Fla.)	74
72	Notre Dame ■	84
57	Georgetown	54
64	Villanova ■	59
49	Pittsburgh	46
65	West Virginia	52
67	Connecticut ■	56
54	Boston College †	57
80	Brigham Young †	75
72	Maryland †	70
71	Alabama †	80

Nickname: Orange
 Colors: Orange
 Arena: Carrier Dome
 Capacity: 33,000; Year Built: 1980
 AD: John J. Crouthamel
 SID: Pete Moore

TAMPA

Tampa, FL 33606-1490II

Coach: Richard Schmidt,
 Western Ky. 1964

2003-04 RESULTS (16-13)

74	Elizabeth City St. †	62
77	Mount Olive	84
86	South Dakota †	95
77	South Dakota St.	97
71	Fla. Memorial ■	65
78	P.R.-Bayamon ■	67
70	St. Mary's (Tex.) ■	67
56	West Fla. ■	69
68	Southeastern Fla. ■	51
65	Olivet Nazarene ■	62
86	Walsh ■	66
71	Barry ■	59
69	Eckerd	71
78	St. Leo	59
74	Nova Southeastern ■	60
77	Florida Tech	69
59	Rollins ■	42
62	Fla. Southern	65

57	Lynn ■	66
64	Barry	74
56	Eckerd ■	63
74	Nova Southeastern	63
69	St. Leo ■	58
57	Rollins	69
72	Florida Tech ■	55
40	Lynn	64
47	Fla. Southern ■	49
63	Lynn †	60
57	Fla. Southern †	73

Nickname: Spartans
 Colors: Scarlet, Gold & Black
 Arena: Martinez Sports Center
 Capacity: 3,432; Year Built: 1984
 AD: Larry Marfise
 SID: Gil Swalls

TARLETON ST.

Stephenville, TX 76401II

Coach: Lon Reisman, Pittsburg St. 1977

2003-04 RESULTS (28-4)

86	Dallas Christian ■	58
64	St. Mary's (Tex.)	58
92	Jarvis Christian ■	54
96	Wayland Baptist ■	70
74	Midwestern St. ■	75
107	Hillsdale Free Will ■	23
95	Western Wash. †	90
64	Rollins †	75
63	St. Mary's (Tex.) ■	60
77	Tex. A&M-Kingsville	60
87	Tex. A&M-Commerce	67
79	Abilene Christian ■	66
76	Angelo St. ■	55
72	Eastern N.M.	69
63	West Tex. A&M	60
78	Cameron ■	44
72	Southwestern Okla.	71
75	Central Okla. ■	64
59	Northeastern St. ■	47
79	East Central	50
69	Southeastern Okla. ■	55
80	Cameron	60
70	Southwestern Okla. ■	60
82	Central Okla.	68
40	Northeastern St.	62
97	East Central ■	84
87	Southeastern Okla.	80
93	Midwestern St. ■	87
89	Tex. A&M-Kingsville ■	85
69	Northeastern St. ■	66
77	Tex. A&M-Kingsville ■	74
73	Drury ■	78

Nickname: Texans
 Colors: Purple & White
 Arena: Wisdom Gymnasium
 Capacity: 3,212; Year Built: 1970
 AD: Lon Reisman
 SID: Stan Wagnon

TEIKYO POST

Waterbury, CT 06723II

Coach: Mike Donnelly,
 Sacred Heart 1997

2003-04 RESULTS (20-11)

69	Mass.-Lowell †	87
69	Franklin Pierce †	72
82	Dominican (N.Y.) ■	73
119	Green Mountain ■	89
110	Goldey-Beacom	81
101	Bloomfield ■	98
60	Bryant	93
79	Franklin Pierce †	84
104	Wilmington (Del.)	96
105	Holy Family ■	102
93	N.J. Inst. of Tech.	83
90	Phila. Sciences	83
90	Felician	96

73	Nyack ■	64
74	Dominican (N.Y.)	85
91	Holy Family	85
76	Southern N.H. ■	84
93	Caldwell	73
104	Wilmington (Del.) ■	88
101	N.J. Inst. of Tech. ■	91
91	Phila. Sciences ■	75
73	Nyack	74
112	Goldey-Beacom ■	81
105	Green Mountain	74
81	Felician ■	88
102	Bloomfield	92
86	Caldwell ■	70
95	N.J. Inst. of Tech. ■	69
92	Phila. Sciences †	83
90	Bloomfield	97
86	Felician	91

Nickname: Eagles
 Colors: Hunter, Black & White
 Arena: Drubner Center
 Capacity: 350; Year Built: 1972
 AD: Daniel B. Mara
 SID: Todd McEvoy

TEMPLE

Philadelphia, PA 19122I

Coach: John Chaney,
 Bethune-Cookman 1955

2003-04 RESULTS (15-14)

48	Villanova ■	73
60	Illinois ■	75
67	Rutgers	77
57	Drexel †	48
66	Arizona St.	70
67	Penn St. ■	56
71	South Carolina ■	61
66	Miami (Fla.)	72
59	Indiana	50
60	George Washington	78
56	Dayton	60
58	Rhode Island ■	53
52	Richmond ■	59
73	Pennsylvania	69
65	Massachusetts	66
76	St. Bonaventure ■	57
71	St. Joseph's ■	83
57	Fordham	47
61	St. Bonaventure	44
69	Rhode Island	53
59	Georgetown ■	53
83	Duquesne ■	65
53	St. Joseph's †	76
74	La Salle	70
74	Fordham ■	60
98	Massachusetts ■	92
69	Xavier ■	70
49	Richmond †	64
71	Rutgers	76

Nickname: Owls
 Colors: Cherry & White
 Arena: Liacouras Center
 Capacity: 10,206; Year Built: 1997
 AD: William Bradshaw
 SID: Larry Dougherty

TENNESSEE

Knoxville, TN 37996I

Coach: Buzz Peterson,
 North Carolina 1986

2003-04 RESULTS (15-14)

81	Wofford ■	70
81	Tennessee St. ■	56
108	Texas A&M ■	84
62	Nebraska	77
99	Citadel ■	49
87	Georgia St. ■	61
79	Tennessee Tech ■	71
80	UNC Asheville ■	67

74	Massachusetts	66
89	Georgia ■	65
57	Florida	95
76	Vanderbilt ■	66
64	South Carolina	85
68	Kentucky ■	69
62	Louisville ■	65
60	Mississippi St.	82
65	Florida ■	63
67	LSU	84
62	Georgia Tech ■	77
69	Arkansas ■	65
70	Alabama	83
83	Mississippi ■	66
60	Georgia	71
60	Kentucky	92
75	Auburn ■	69
58	Vanderbilt	61
63	South Carolina ■	56
49	Alabama †	84
55	George Mason	58

Nickname: Volunteers
 Colors: Orange & White
 Arena: Thompson-Boling Arena
 Capacity: 24,535; Year Built: 1987
 AD: Michael Hamilton
 SID: Craig Pinkerton

TENNESSEE ST.

Nashville, TN 37209-1561I

Coach: Cy Alexander, Catawba 1975

2003-04 RESULTS (7-21)

73	Trevecca Nazarene ■	71
56	Tennessee	81
86	Chattanooga ■	93
63	Fisk ■	65
43	Georgia Tech	94
64	Vanderbilt	85
77	Alabama A&M	78
56	Wyoming	109
44	Colorado	71
70	Chattanooga	74
71	Portland St. ■	74
88	Jacksonville St. ■	74
60	Samford ■	48
75	Southeast Mo. St.	81
60	Eastern Ill.	59
69	Tenn.-Martin ■	78
78	Murray St. ■	84
54	Austin Peay ■	65
76	Tennessee Tech ■	77
75	Morehead St.	89
65	Eastern Ky.	68
75	Eastern Ill. ■	68
90	Southeast Mo. St. ■	86
72	Murray St.	88
81	Tenn.-Martin	72
70	Samford	86
70	Jacksonville St.	86
71	Austin Peay	75

Nickname: Tigers
 Colors: Blue & White
 Arena: Howard Gentry Complex
 Capacity: 10,500; Year Built: 1980
 AD: Teresa Phillips
 SID: Lee Wilmot

TENNESSEE TECH

Cookeville, TN 38505-0001I

Coach: Mike Sutton, East Caro. 1978

2003-04 RESULTS (13-15)

96	Virginia Intermont ■	67
90	Virginia-Wise ■	47
81	Kentucky	108
87	Idaho St. ■	62
87	Middle Tenn. ■	63
79	Vanderbilt	98
70	East Tenn. St. ■	77
86	Appalachian St. ■	78

61	Tennessee	79
67	Jacksonville	71
102	Bluefield Col. ■	63
70	Eastern Ill.	83
71	Southeast Mo. St.	69
58	Morehead St.	73
68	Eastern Ky.	70
74	Southeast Mo. St. ■	73
84	Eastern Ill. ■	67
56	Austin Peay ■	58
77	Tennessee St.	76
90	Samford ■	83
101	Jacksonville St. ■	86
78	Murray St. ■	90
64	Tenn.-Martin ■	61
59	Jacksonville St.	80
69	Samford	74
64	Austin Peay	88
86	Morehead St. ■	90
75	Murray St.	92

Nickname: Golden Eagles
 Colors: Purple & Gold
 Arena: Eblen Center
 Capacity: 10,150; Year Built: 1977
 AD: Frank Harrell
 SID: Robert Schabert

TENN.-MARTIN

Martin, TN 38238-5021

Coach: Bret Campbell,
 Valdosta St. 1983

2003-04 RESULTS (10-18)

62	San Francisco †	73
96	Western Ill. †	67
74	Mississippi St.	90
105	Central Baptist ■	78
60	Vanderbilt	94
64	Memphis	84
69	Mississippi Val.	79
88	Rochester College ■	64
99	Mississippi Val. ■	70
60	Indiana St.	87
68	UCF	80
76	Portland St. ■	65
68	Eastern Ky.	72
68	Morehead St.	70
85	Jacksonville St. ■	96
45	Samford ■	51
70	Murray St.	94
78	Tennessee St.	69
72	Morehead St. ■	64
76	Eastern Ky. ■	74
78	Southeast Mo. St.	89
79	Eastern Ill.	83
55	Austin Peay	79
61	Tennessee Tech	64
44	Murray St. ■	77
72	Tennessee St. ■	81
77	Eastern Ill. ■	73
88	Southeast Mo. St. ■	71

Nickname: Skyhawks
 Colors: Orange, White & Royal Blue
 Arena: Skyhawk Arena
 Capacity: 6,700; Year Built: 1978
 AD: Phil Dane
 SID: Joe Lofaro

TEXAS

Austin, TX 78712

Coach: Rick Barnes, Lenoir-Rhyne 1977

2003-04 RESULTS (25-8)

89	Brown ■	51
122	Sam Houston St. ■	71
94	Centenary (La.) ■	59
103	Wofford ■	72
83	Arizona †	91
89	New Orleans ■	55
61	Duke †	89

88	George Washington ■	72
99	Texas-Arlington ■	79
79	Providence	77
79	Baylor ■	57
94	Wake Forest ■	81
63	Nebraska ■	61
75	Missouri	69
67	Oklahoma St. ■	72
62	Texas Tech	61
69	Texas A&M	59
76	Colorado ■	63
66	Oklahoma ■	37
84	Baylor	58
77	Iowa St.	78
77	Texas A&M ■	57
68	Oklahoma	63
82	Kansas ■	67
74	Texas Tech ■	71
67	Oklahoma St.	76
48	Kansas St.	58
66	Oklahoma †	63
64	Kansas †	60
49	Oklahoma St. †	65
66	Princeton †	49
78	North Carolina †	75
71	Xavier †	79

Nickname: Longhorns
 Colors: Burnt Orange & White
 Arena: Frank Erwin Center
 Capacity: 16,837; Year Built: 1977
 AD: DeLoss Dadds
 SID: Scott McConnell

TEXAS A&M

College Station, TX 77843-1228 |

Coach: Melvin Watkins, Charlotte 1977

2003-04 RESULTS (7-21)

82	Ark.-Pine Bluff ■	53
100	Alabama A&M ■	65
88	Prairie View ■	79
84	Tennessee	108
58	Oakland	90
80	Tex. A&M-Corp. Chris ■	82
62	Texas-San Antonio	49
103	Grambling ■	101
61	Houston	70
75	La.-Monroe	67
89	Long Island ■	63
77	Missouri	82
65	Kansas ■	71
61	Kansas St.	70
78	Texas Tech ■	80
82	Iowa St.	91
59	Texas ■	69
79	Oklahoma St. ■	91
64	Baylor	72
77	Nebraska ■	83
72	Oklahoma ■	78
57	Texas	77
60	Texas Tech	76
61	Baylor ■	67
70	Colorado ■	76
60	Oklahoma	86
41	Oklahoma St.	70
68	Missouri †	74

Nickname: Aggies
 Colors: Maroon & White
 Arena: Reed Arena
 Capacity: 12,500; Year Built: 1998
 AD: C. William Byrne Jr.
 SID: Colin Killian

TEX. A&M-COMMERCE

Commerce, TX 75429-3011

Coach: Sam Walker,
 Sam Houston St. 1991

2003-04 RESULTS (13-14)

78	Southern Ark.	80
84	Chadron St. †	74
71	Harding †	74
86	Houston Baptist ■	73

85	Bacone †	74
63	Incarnate Word	76
68	Southwestern Okla.	49
72	Cameron	70
87	Southern Ark. ■	77
60	Houston Baptist	73
67	Tarleton St. ■	87
58	Northeastern St.	57
67	Central Okla.	90
61	East Central ■	60
58	Southeastern Okla. ■	49
70	Tex. A&M-Kingsville	89
52	Eastern N.M. ■	55
65	West Tex. A&M ■	82
57	Midwestern St.	46
62	Tex. A&M-Kingsville ■	61
65	Abilene Christian	68
73	Angelo St.	75
91	Abilene Christian ■	73
83	Angelo St. ■	63
63	West Tex. A&M	77
75	Eastern N.M.	90
66	Midwestern St. ■	67

Nickname: Lions
 Colors: Blue & Gold
 Arena: A&M-C Field House
 Capacity: 5,000; Year Built: 1950
 AD: Paul D. Peak
 SID: Bill Powers

TEX. A&M-CORP. CHRIS

Corpus Christi, TX 78412

Coach: Ronnie Arrow, Texas St. 1969

2003-04 RESULTS (15-11)

94	Texas A&M Int'l ■	75
99	Alcorn St. ■	59
62	Baylor	69
76	Sam Houston St. ■	66
84	Morehead St.	85
53	Air Force ■	56
82	Texas A&M	80
50	Kansas St.	89
80	Prairie View ■	51
78	Drake ■	72
57	Ga. Southern ■	70
56	Binghamton	47
52	Oklahoma St.	84
77	Texas Southern ■	67
77	IPFW	73
81	Chicago St.	89
37	Air Force	61
80	Murray St. ■	68
84	Alcorn St.	73
90	Schreiner ■	69
88	Northern Colo. ■	70
72	Tex.-Pan American	90
88	Central Baptist ■	61
53	Murray St.	73
82	Savannah St.	69
69	Tex.-Pan American ■	74

Nickname: Islanders
 Colors: Blue, Green & Silver
 Arena: Circle K Court
 Capacity: 3,500; Year Built: 1953
 AD: Dan Viola
 SID: Paul Smith

TEX. A&M-KINGSVILLE

Kingsville, TX 78363

Coach: Pete Peterson,
 Southwestern Kansas 1979

2003-04 RESULTS (19-11)

97	Texas A&M Int'l	64
95	Huston-Tillotson	86
77	St. Mary's (Tex.) ■	80
66	Incarnate Word ■	68
74	Cameron	62
72	Southwestern Okla.	74

98	Minn. St.-Mankato †	86
74	Southwestern Okla. †	59
80	Texas A&M Int'l ■	76
65	St. Mary's (Tex.)	68
60	Tarleton St. ■	77
80	Central Okla.	75
66	Northeastern St.	68
80	Southeastern Okla. ■	64
85	East Central ■	57
89	Tex. A&M-Commerce ■	70
86	West Tex. A&M ■	68
77	Eastern N.M. ■	69
65	Midwestern St.	93
61	Tex. A&M-Commerce	62
77	Angelo St.	63
66	Abilene Christian	64
69	Angelo St. ■	56
83	Abilene Christian ■	58
89	Eastern N.M.	70
76	West Tex. A&M	79
82	Midwestern St. ■	73
85	Central Okla. ■	76
85	Tarleton St.	89
74	Tarleton St.	77

Nickname: Javelinas
 Colors: Blue & Gold
 Arena: Steinke PE Center
 Capacity: 4,000; Year Built: 1970
 AD: Jill Willson
 SID: Craig Merriman

TUCU

Fort Worth, TX 76129-0001

Coach: Neil Dougherty, Cameron 1984

2003-04 RESULTS (12-17)

87	Texas-Arlington ■	58
62	Tulsa ■	74
66	Kansas ■	85
67	Murray St. ■	73
52	Washington St.	73
84	Stephen F. Austin ■	62
60	Texas Tech	67
62	North Texas ■	58
58	Arkansas St. ■	64
99	Grambling ■	71
60	Vanderbilt	95
50	St. Louis ■	60
70	Tulane ■	65
55	Houston	54
57	Cincinnati	85
54	DePaul ■	61
79	Southern Miss. ■	67
69	Memphis ■	75
85	Marquette	79
54	South Fla.	51
66	Tulane	67
70	East Caro.	75
86	Charlotte ■	94
71	Louisville ■	46
71	Houston ■	65
56	Memphis	83
62	UAB	87
64	Marquette †	62
65	DePaul †	89

Nickname: Horned Frogs
 Colors: Purple & White
 Arena: Daniel-Meyer Coliseum
 Capacity: 7,201; Year Built: 1961
 AD: Eric C. Hyman
 SID: Drew Harris

TEXAS LUTHERAN

Seguin, TX 78155-5999

Coach: Tom Oswald,
 Tex.-San Antonio 1996

2003-04 RESULTS (17-8)

53	Hamline ■	58
39	Texas St.	79

71	Mississippi Col. ■	53
74	Louisiana Col. ■	51
72	LeTourneau	54
51	East Tex. Baptist	49
70	Schreiner ■	54
72	Houston Baptist	85
74	Texas-Dallas ■	64
89	Texas-Tyler ■	69
62	Austin	58
80	Ozarks (Ark.)	70
80	Howard Payne ■	89
75	Sul Ross St. ■	80
70	Concordia-Austin	62
73	Mary Hardin-Baylor	70
61	Schreiner	47
73	McMurry ■	55
73	Hardin-Simmons ■	61
52	McMurry	75
63	Hardin-Simmons	57
63	Howard Payne	66
53	Sul Ross St.	74
71	Concordia-Austin ■	56
64	Mary Hardin-Baylor ■	63

Nickname: Bulldogs
 Colors: Black & Gold
 Arena: Memorial Gym
 Capacity: 1,500; Year Built: 1952
 AD: Bill Miller
 SID: Tim Clark

TEXAS SOUTHERN

Houston, TX 77004I

Coach: Ronnie Courtney, McMurry 1981

2003-04 RESULTS (14-15)

59	Baylor	72
63	Southern Miss.	77
74	Texas Col. ■	55
66	Colorado St.	91
67	Lamar	79
65	Nicholls St. ■	47
54	Bethune-Cookman ■	42
67	Hawaii	97
73	Idaho St. †	63
72	Alcorn St. ■	49
65	Southern U. ■	47
62	Prairie View ■	66
67	Tex. A&M-Corp. Chris	77
52	Grambling	50
60	Jackson St.	65
61	Mississippi Val. ■	59
80	Ark.-Pine Bluff ■	50
51	Alabama St.	69
64	Alabama A&M	69
68	Prairie View ■	72
99	Grambling	90
68	Jackson St. ■	61
55	Mississippi Val.	69
63	Ark.-Pine Bluff	52
62	Alabama St. ■	59
92	Alabama A&M ■	77
56	Alcorn St.	73
71	Southern U.	75
62	Jackson St. †	71

Nickname: Tigers
 Colors: Maroon & Gray
 Arena: Health & Physical Education
 Arena
 Capacity: 8,100; Year Built: 1988
 AD: Alois Blackwell
 SID: Shayse Balom

TEXAS ST.

San Marcos, TX 78666-4615I

Coach: Dennis Nutt, TCU 1986

2003-04 RESULTS (13-15)

64	New Orleans	77
79	Texas Lutheran ■	39
50	Purdue †	61
59	Alas. Anchorage	80
55	Pacific †	62

63	Weber St. †	74
76	Coppin St. †	66
76	Northern Colo. ■	70
85	Rochester College ■	67
46	Tulsa	84
77	Abilene Christian ■	70
81	McNeese St. ■	76
69	Nicholls St. ■	64
82	Texas-Arlington ■	68
74	Texas-San Antonio	73
82	Lamar ■	66
58	La.-Monroe	68
67	Northwestern St.	64
63	Southeastern La. ■	64
77	Lamar	82
90	La.-Monroe ■	64
73	Sam Houston St.	86
64	Texas-Arlington	73
66	Texas-San Antonio ■	69
67	McNeese St.	79
61	Nicholls St.	37
56	Stephen F. Austin ■	72
73	Texas-San Antonio	78

Nickname: Bobcats
 Colors: Maroon & Gold
 Arena: Strahan Coliseum
 Capacity: 7,200; Year Built: 1979
 AD: Larry Teis
 SID: Tony Brubaker

TEXAS TECH

Lubbock, TX 79409-3021I

Coach: Bob Knight, Ohio St. 1962

2003-04 RESULTS (23-11)

89	Davidson ■	58
90	Massachusetts ■	50
64	East Tenn. St. ■	53
65	Utah †	54
65	Georgia Tech †	85
59	Southern Methodist	62
70	UTEP ■	57
67	New Mexico	58
67	TCU ■	60
78	San Diego St. ■	68
97	Sam Houston St. ■	63
65	Iowa †	59
90	Minnesota ■	73
80	Ohio St.	72
83	Oklahoma St. ■	62
75	Baylor	66
67	Oklahoma ■	47
80	Texas A&M	78
61	Texas ■	62
66	Oklahoma St.	70
83	Baylor ■	63
77	Kansas	96
48	Oklahoma	63
82	Kansas St. ■	71
75	Colorado	85
76	Texas A&M ■	60
44	Nebraska	72
71	Texas	74
87	Missouri ■	76
72	Iowa St. ■	58
79	Colorado †	69
77	Oklahoma St. †	82
76	Charlotte †	73
65	St. Joseph's †	70

Nickname: Red Raiders
 Colors: Scarlet & Black
 Arena: United Spirit Arena
 Capacity: 15,050; Year Built: 1999
 AD: Gerald L. Myers
 SID: Randy Farley

TEXAS-ARLINGTON

Arlington, TX 76013I

Coach: Eddie McCarter, UAB 1975

2003-04 RESULTS (17-12)

58	TCU	87
62	New Mexico St.	72
81	Tex.-Pan American	75

74	Texas Wesleyan ■	69
96	Tex. Permian Basin ■	53
91	Ouachita Baptist ■	87
61	Wichita St.	75
55	New Orleans †	57
52	South Ala. †	56
79	Texas	99
59	La.-Monroe ■	60
85	Texas-San Antonio ■	64
68	Texas St.	82
77	McNeese St. ■	75
73	Tex.-Pan American ■	54
44	Stephen F. Austin	71
80	Nicholls St. ■	69
72	Lamar	83
67	La.-Monroe	83
69	Southeastern La. ■	64
89	McNeese St.	78
71	Stephen F. Austin ■	67
79	Texas-San Antonio	73
73	Texas St. ■	64
77	Northwestern St.	68
79	Nicholls St.	67
81	Sam Houston St. ■	53
77	La.-Monroe	62
68	Stephen F. Austin ■	69

Nickname: Mavericks
 Colors: Royal Blue & White
 Arena: Texas Hall
 Capacity: 4,200; Year Built: 1965
 AD: Peter D. Carlon
 SID: Bill Pettit

TEXAS-DALLAS

Richardson, TX 75083-0688III

Coach: Terry Butterfield, Eckerd 1979

2003-04 RESULTS (15-11)

93	Johnson & Wales (CO) ■	56
66	Hardin-Simmons	75
60	Dallas	79
57	Howard Payne	75
64	Sul Ross St.	81
82	Texas-Tyler ■	67
74	McMurry ■	72
75	Hardin-Simmons ■	70
64	Texas Lutheran	74
81	Schreiner	76
66	Concordia-Austin ■	61
72	Mary Hardin-Baylor ■	83
75	Mississippi Col.	72
75	Louisiana Col.	79
65	Austin ■	62
68	Ozarks (Ark.) ■	81
73	Texas-Tyler	57
103	LeTourneau ■	72
112	East Tex. Baptist ■	110
87	LeTourneau	84
61	East Tex. Baptist	75
66	Mississippi Col. ■	74
73	Louisiana Col. ■	65
75	Austin	59
70	Ozarks (Ark.)	67
57	Sul Ross St.	77

Nickname: Comets
 Colors: Forest Green & Orange
 Arena: UTD Activity Center
 Capacity: 2,500; Year Built: 1998
 AD: Chris Gage
 SID: Tricia Hoffmann

UTEP

El Paso, TX 79968I

Coach: Billy Gillispie, Texas St. 1983

2003-04 RESULTS (24-8)

109	Tex. Permian Basin ■	49
98	Sul Ross St. ■	76
70	Portland St. ■	57
57	Texas Tech	70
83	New Mexico St.	74

88	Houston ■	61
85	New Mexico St. ■	60
103	Ark.-Pine Bluff ■	60
84	Mississippi Val. ■	63
94	Rutgers ■	68
94	Boise St. ■	98
59	Tulsa	56
68	Rice	84
79	Nevada ■	76
72	Fresno St. ■	58
63	Hawaii	85
82	San Jose St.	72
88	Southern Methodist ■	62
71	Louisiana Tech ■	68
105	Rice ■	62
78	Tulsa ■	66
58	Fresno St.	55
63	Nevada	92
65	San Jose St. ■	52
71	Hawaii ■	62
76	Louisiana Tech	65
81	Southern Methodist	71
45	Boise St.	59
62	Louisiana Tech †	55
85	Boise St. †	73
60	Nevada †	66
83	Maryland †	86

Nickname: Miners
 Colors: Dark Blue, Orange & Silver
 Arena: Don Haskins Center
 Capacity: 11,500; Year Built: 1977
 AD: Bob Stull
 SID: Jeff Darby

TEX.-PAN AMERICAN

Edinburg, TX 78541I

Coach: Bob Hoffman,
Okla. Baptist 1979

2003-04 RESULTS (14-14)

59	Southern Methodist †	69
90	Texas A&M Int'l ■	50
75	Texas-Arlington ■	81
90	Southwestern Aly God ■	60
80	UMKC	104
86	Texas-San Antonio	83
67	Mississippi Val.	85
66	Sam Houston St.	92
81	North Texas ■	87
58	Rice	69
61	Oklahoma St.	96
57	Oklahoma	72
90	McMurry ■	58
55	Baylor	54
53	North Texas	71
60	Wright St.	82
69	UMKC ■	77
54	Texas-Arlington	73
81	IPFW ■	60
74	Alcorn St. ■	52
90	Lamar ■	78
57	IPFW	55
70	Arkansas St. ■	67
90	Tex. A&M-Corp. Chris ■	72
37	Air Force ■	35
111	Central Baptist ■	62
74	Tex. A&M-Corp. Chris	69
70	Arkansas St.	83

Nickname: Broncs
 Colors: Forest Green, Burnt Orange & W
 Arena: UTPA Fieldhouse
 Capacity: 4,000; Year Built: 1969
 AD: William Weidner
 SID: Dave Geringer

TEXAS-SAN ANTONIO

San Antonio, TX 78249-0691I

Coach: Tim Carter, Kansas 1979

2003-04 RESULTS (19-14)

48	Alas. Fairbanks	66
68	VMI †	52
59	Idaho St. †	65

47 Ill.-Chicago ■	73
53 Oklahoma St.	83
83 Tex.-Pan American ■	86
53 Baylor	45
100 Sul Ross St. ■	71
49 Texas A&M ■	62
95 Texas-Tyler ■	60
53 New Mexico St. †	62
69 San Francisco †	70
84 Elmhurst ■	65
64 Texas-Arlington	85
68 Southeastern La.	78
83 Nicholls St.	79
73 Texas St. ■	74
84 Northwestern St. ■	82
95 Lamar	91
83 Nicholls St. ■	67
60 Stephen F. Austin	69
93 McNeese St. ■	81
78 La.-Monroe ■	62
68 Sam Houston St.	65
73 Texas-Arlington ■	79
69 Texas St.	66
80 Northwestern St.	72
78 Lamar ■	72
106 Southeastern La. ■	86
78 Texas St. ■	73
87 Southeastern La.	85
74 Stephen F. Austin ■	70
45 Stanford †	71

Nickname: Roadrunners
 Colors: Orange, Navy Blue & White
 Arena: Convocation Center
 Capacity: 5,100; Year Built: 1971
 AD: Lynn Hickey
 SID: Rick Nixon

THIEL

Greenville, PA 16125III

Coach: Mike Snell, Ohio Valley

2003-04 RESULTS (9-17)

68 Mt. St. Joseph	78
73 Denison †	75
77 La Roche	76
60 Baldwin-Wallace	75
92 Pitt.-Bradford ■	71
76 Hiram	73
67 Ashland	70
80 Lake Erie	76
55 Marietta	75
50 Buffalo St. †	65
81 Lake Erie ■	92
78 Allegheny ■	83
56 Fredonia St.	68
87 Penn. St.-McKeesport ■	85
91 Case Reserve	82
103 Westminster (Pa.)	106
68 Wash. & Jeff. ■	75
66 Grove City	73
74 Bethany (W.V.)	88
67 Waynesburg	50
93 Westminster (Pa.) ■	94
77 Wash. & Jeff.	72
64 Grove City ■	75
64 Bethany (W.V.) ■	63
77 Waynesburg	82
62 Waynesburg	65

Nickname: Tomcats
 Colors: Navy Blue & Old Gold
 Arena: Rissell-Beeghly Gymnasium
 Capacity: 1,000; Year Built: 1968
 AD: Joe Schaly
 SID: Kevin Fenstermacher

THOMAS

Waterville, ME 04901III

Coach: James Libby

2003-04 RESULTS (5-20)

64 Bowdoin †	114
73 Me.-Presque Isle †	75
54 Me.-Farmington	92

68 St. Joseph's (Me.)	84
98 Unity ■	57
78 Johnson St.	76
82 Castleton St.	98
72 Colby	90
65 St. Joseph's (Me.) †	94
93 Becker ■	65
86 Elms ■	114
96 Husson ■	99
92 Mount Ida	100
60 Lasell	88
73 Maine Maritime	75
80 Becker	56
76 Elms	90
75 Castleton St. ■	83
101 Johnson St.	86
65 Husson	68
73 Lasell ■	94
80 Mount Ida ■	82
83 Maine Maritime ■	95
71 Me.-Farmington ■	86
64 Lasell	108

Nickname: Terriers
 Colors: Black & Red
 Arena: P.E. Center
 Capacity: 1,000
 AD: Christopher Young
 SID: To be named

THOMAS MORE

Crestview Hills, KY 41017-3495III

Coach: Terry Connor, Thomas More 1992

2003-04 RESULTS (12-13)

78 Elizabethtown	76
94 Wilkes †	110
60 Northern Ky.	92
74 Wilmington (Ohio)	62
64 Mt. St. Joseph	67
77 Manchester	90
72 Gust. Adolphus †	84
71 Whitworth †	94
70 Berea †	68
83 Centre	87
78 Hanover ■	83
72 Centre	81
100 Berea ■	72
84 Dallas ■	64
100 LaGrange ■	89
67 Rose-Hulman ■	88
94 Maryville (Tenn.) ■	81
89 Temple Baptist ■	76
94 Centre ■	91
105 Asbury ■	88
74 Asbury	73
95 LaGrange	96
74 Huntingdon	83
70 Transylvania ■	76
100 Transylvania	97

Nickname: Saints
 Colors: Royal Blue, White & Silver
 Arena: Connor Convocation Center
 Capacity: 1,200; Year Built: 1989
 AD: Terry Connor
 SID: Jason Eichelberger

TIFFIN

Tiffin, OH 44883-2161II

Coach: Andre'as James, Tiffin 1999

2003-04 RESULTS (8-18)

72 Roberts Wesleyan	74
66 Houghton	62
90 St. Joseph's (Ind.) ■	102
81 Urbana ■	65
66 Daemen ■	81
58 Ashland	61
91 Wilberforce ■	76
75 Saginaw Valley	85

53 Findlay	64
55 Shawnee St. ■	53
63 Malone ■	81
64 Cedarville ■	80
57 Walsh	47
49 Ohio Dominican	60
61 Rio Grande ■	65
56 Mt. Vernon Naz.	65
75 Wilberforce	58
69 Malone	75
54 Shawnee St.	67
64 Cedarville	72
60 Mt. Vernon Naz. ■	66
67 Ohio Dominican ■	63
49 Rio Grande	60
74 Walsh ■	66
71 Roberts Wesleyan ■	72
82 Urbana	97

Nickname: Dragons
 Colors: Green & Gold
 Arena: Gillmor Student Center
 Capacity: 1,500
 AD: Ian S. Day
 SID: Shane O'Donnell

TOLEDO

Toledo, OH 43606I

Coach: Stan Joplin, Toledo 1979

2003-04 RESULTS (20-11)

71 IPFW	53
78 Youngstown St. ■	74
72 Ohio	66
64 Arkansas St.	63
95 Siena	71
68 Detroit	72
93 DePaul	81
103 Wright St. ■	66
56 Louisville	92
88 Buffalo	83
83 Central Mich. ■	71
71 Ball St.	95
68 Marshall ■	65
87 Akron ■	79
85 Eastern Mich.	69
83 Bowling Green ■	80
56 Kent St.	92
66 Ball St. ■	63
77 Northern Ill.	64
57 Miami (Ohio)	61
69 Northern Ill. ■	61
79 Eastern Mich. ■	84
62 Western Mich.	89
58 Nevada	60
76 Bowling Green	79
93 Western Mich. ■	84
84 Central Mich.	76
91 Central Mich. ■	88
97 Buffalo †	85
77 Western Mich. †	87
72 Marquette	87

Nickname: Rockets
 Colors: Blue & Gold
 Arena: John F. Savage Hall
 Capacity: 9,000; Year Built: 1976
 AD: Michael E. O'Brien
 SID: Steve Easton

TOWSON

Towson, MD 21252-0001I

Coach: Michael Hunt, Furman 1985

2003-04 RESULTS (8-21)

57 Coppin St. ■	54
53 UMBC ■	59
66 Loyola (Md.)	62
51 Georgia	81
50 Norfolk St.	54
57 George Washington	76
56 UMBC ■	64

67 Virginia Tech ■	74
61 Md.-East. Shore	53
62 George Mason	71
56 Hofstra	85
47 Delaware ■	68
73 William & Mary ■	67
55 James Madison	57
57 UNC Wilmington ■	55
82 Drexel ■	88
49 Old Dominion ■	70
76 Va. Commonwealth	101
62 Old Dominion	88
57 George Mason ■	74
76 Delaware	80
51 UNC Wilmington	64
44 Va. Commonwealth ■	68
68 William & Mary	74
51 Drexel	75
61 Hofstra ■	67
74 James Madison ■	54
70 William & Mary †	65
60 Va. Commonwealth †	67

Nickname: Tigers
 Colors: Gold, White & Black
 Arena: Towson Center
 Capacity: 5,000; Year Built: 1976
 AD: R. Wayne Edwards
 SID: Peter Schlehr

TRANSYLVANIA

Lexington, KY 40508-1797III

Coach: Brian Lane, Transylvania 1990

2003-04 RESULTS (16-10)

64 Wis.-Whitewater ■	72
79 Lakeland ■	64
62 Wis.-Stout ■	60
57 Centre ■	66
89 Berea	80
60 Union (Ky.) ■	57
55 Wooster ■	72
76 Dominican (Ill.) †	53
66 North Park †	54
88 Defiance	77
104 Anderson (Ind.) ■	98
82 Mt. St. Joseph	78
92 Bluffton ■	63
51 Hanover	55
63 Manchester ■	69
83 Franklin	75
72 Anderson (Ind.)	73
85 Mt. St. Joseph ■	66
69 Bluffton	63
56 Hanover ■	71
62 Manchester	79
75 Franklin ■	64
75 Defiance ■	68
76 Thomas More	70
97 Thomas More ■	100
59 Mountain St. Univ.	78

Nickname: Pioneers
 Colors: Crimson & White
 Arena: Clive M. Beck Center
 Capacity: 1,200; Year Built: 2002
 AD: Ron Whitson
 SID: Glenn Osborne

TRINITY (CONN.)

Hartford, CT 06106III

Coach: Stan Ogradnik, Providence 1963

2003-04 RESULTS (22-5)

86 Southern Me. ■	80
73 DeSales ■	50
78 Eastern Conn. St.	68
82 Western Conn. St. ■	76
79 Curry	65
116 Elms	68
91 Coast Guard	54
49 Wash. & Lee	48

86 Ursinus ■	70
84 Babson	70
72 Springfield ■	58
80 Old Westbury ■	65
90 Bowdoin ■	68
71 Colby ■	69
64 Williams	81
68 Middlebury	63
87 Bates ■	71
74 Tufts	52
72 Clark (Mass.) ■	67
68 Amherst	66
80 Wesleyan (Conn.)	83
99 Connecticut Col. ■	61
73 Hunter	74
72 Tufts ■	57
78 Amherst †	87
72 Lasell ■	66
76 Brockport St.	80

Nickname: Bantams
 Colors: Blue & Gold
 Arena: Oosting Gym
 Capacity: 2,000; Year Built: 1963
 AD: Richard J. Hazelton
 SID: David Kingsley

TRINITY (TEX.)

San Antonio, TX 78212-7200 ..III

Coach: Pat Cunningham,
 Kalamazoo 1974

2003-04 RESULTS (24-5)

75 Springfield †	68
67 Ill. Wesleyan †	65
72 Milwaukee Engr. ■	35
68 Central (Iowa) †	59
71 Haverford †	55
59 Southwestern (Tex.)	56
74 Mary Hardin-Baylor ■	63
79 Midwestern St.	86
67 Augustana (Ill.) ■	65
52 Wheaton (Ill.) ■	69
68 Clarkson ■	53
50 Sewanee	66
76 Centre	60
88 Oglethorpe ■	67
68 Millsaps ■	43
68 Southwestern (Tex.) ■	67
65 Dallas ■	63
79 Rhodes	57
61 Hendrix	36
73 Rose-Hulman ■	63
64 DePauw ■	68
93 Sewanee ■	66
75 Centre	61
68 Oglethorpe	66
61 Millsaps	56
67 Millsaps †	53
59 Southwestern (Tex.) †	55
81 Oglethorpe †	69
72 Sul Ross St. ■	74

Nickname: Tigers
 Colors: Maroon & White
 Arena: Earl C. Sams Gymnasium
 Capacity: 1,850; Year Built: 1992
 AD: Robert C. King
 SID: Justin Parker

TROY ST.

Troy, AL 36082 ..III

Coach: Don Maestri,
 Southern Miss. 1969

2003-04 RESULTS (24-7)

140 Oakwood ■	66
69 LSU	78
93 San Diego St.	84
61 Christian Bros. ■	62
87 Stetson ■	67
107 Jacksonville ■	99
78 Northwestern St.	76

79 Weber St. †	59
62 Wis.-Green Bay	75
107 Campbell	73
76 Gardner-Webb	58
82 Belmont	80
100 Lipscomb ■	72
83 Georgia St.	84
82 Mercer	66
72 UCF ■	74
93 Fla. Atlantic ■	81
120 Campbell ■	82
76 UCF	64
73 Fla. Atlantic	68
85 Georgia St. ■	69
81 Mercer ■	77
74 Belmont	67
96 Lipscomb	68
81 Gardner-Webb ■	74
113 Jacksonville	73
68 Stetson	66
85 Fla. Atlantic †	82
63 Georgia St. †	62
55 UCF †	60
83 Niagara	87

Nickname: Trojans
 Colors: Cardinal, Silver & Black
 Arena: Trojan Arena
 Capacity: 4,000; Year Built: 1964
 AD: Johnny Williams
 SID: Tom Strother

TRUMAN

Kirkville, MO 63501-4221 ..III

Coach: Jack Schrader, Arizona St. 1975

2003-04 RESULTS (6-21)

71 Quincy ■	72
66 Culver-Stockton ■	68
40 Northeastern St. †	52
71 Lincoln (Mo.) †	65
83 Maryville (Mo.) ■	69
83 Harris-Stowe †	49
58 William Penn ■	68
52 Findlay †	71
53 Grand Valley St. †	69
79 Mo. Southern St. ■	76
65 Pittsburg St. ■	84
50 Mo.-Rolla	64
80 Emporia St.	85
61 Mo. Western St. ■	67
71 Washburn	79
63 Northwest Mo. St. ■	68
65 Central Mo. St.	66
69 Southwest Baptist ■	84
67 Mo. Southern St.	64
60 Southwest Baptist	58
56 Central Mo. St. ■	73
52 Northwest Mo. St.	73
54 Washburn ■	70
79 Mo. Western St.	90
72 Emporia St. ■	84
63 Mo.-Rolla ■	82
80 Pittsburg St.	86

Nickname: Bulldogs
 Colors: Purple & White
 Arena: Pershing
 Capacity: 3,000; Year Built: 1959
 AD: Jerry Wollmering
 SID: Melissa Ware

TUFTS

Medford, MA 02155 ..III

Coach: Robert Sheldon,
 St. Lawrence 1977

2003-04 RESULTS (8-17)

55 St. Lawrence †	67
69 D'Youville †	60
66 Springfield	79
60 Salem St.	83

72 MIT ■	56
60 Dartmouth	95
56 Plymouth St.	91
74 Mass.-Boston	77
51 Kean †	71
58 Greensboro †	80
77 Connecticut Col. ■	70
88 Wesleyan (Conn.) ■	100
67 Wheaton (Mass.) ■	75
89 Mass.-Dartmouth ■	77
62 Bates ■	65
67 Brandeis ■	57
54 Amherst	99
52 Trinity (Conn.)	74
96 Keene St. ■	94
65 Bowdoin	77
65 Colby	80
78 Middlebury ■	66
52 Williams ■	75
78 Clark (Mass.) ■	75
57 Trinity (Conn.)	72

Nickname: Jumbos
 Colors: Brown & Blue
 Arena: Cousens Gym
 Capacity: 1,000; Year Built: 1932
 AD: Bill Gehling
 SID: Paul Sweeney

TULANE

New Orleans, LA 70118-0000 ..I

Coach: Shawn Finney, Fairmont St. 1985

2003-04 RESULTS (11-17)

78 Southern U. ■	72
80 Ark.-Pine Bluff ■	50
77 Loyola (La.) ■	57
66 New Orleans ■	69
73 Rice ■	67
83 Northwestern St. ■	66
63 Southeastern La. ■	66
48 LSU	67
50 Mississippi St. †	72
61 Nicholls St. ■	56
44 Cincinnati ■	71
65 TCU	70
58 Louisville	79
71 Memphis ■	85
77 Savannah St. ■	61
59 UAB	80
58 Southern Miss. ■	64
58 DePaul	72
70 South Fla. ■	65
77 Houston ■	63
67 TCU ■	66
66 East Caro.	76
69 Marquette	81
74 UAB ■	69
65 St. Louis ■	76
60 Southern Miss.	70
65 Charlotte	79
48 Charlotte †	78

Nickname: Green Wave
 Colors: Olive Green & Sky Blue
 Arena: Avron B. Fogelman Arena
 Capacity: 3,600; Year Built: 1933
 AD: Rick Dickson
 SID: John Sudsbury

TULSA

Tulsa, OK 74104-3189 ..III

Coach: John Phillips, Oklahoma St. 1973

2003-04 RESULTS (9-20)

78 Northwestern St. ■	49
73 Oklahoma	81
74 TCU	62
67 Georgia St. †	72
81 Oral Roberts	87
78 New Mexico St. ■	66
58 Wichita St.	66
84 Texas St. ■	46

74 Arkansas ■	81
62 Louisiana Tech	70
58 Southern Methodist	67
56 UTEP ■	59
58 Boise St. ■	57
74 Rice ■	68
71 Nevada	80
61 Fresno St.	68
86 San Jose St. ■	70
71 Hawaii ■	73
67 Nevada ■	89
62 Boise St.	73
66 UTEP	78
103 Rice	111
41 Fresno St. ■	61
56 Gonzaga ■	76
62 Hawaii	92
65 San Jose St.	64
56 Southern Methodist ■	64
80 Louisiana Tech ■	70
60 Southern Methodist †	79

Nickname: Golden Hurricane
 Colors: Old Gold, Royal Blue, Crimson
 Arena: Donald W. Reynolds Center
 Capacity: 8,355; Year Built: 1998
 AD: Judy MacLeod
 SID: Don Tomkalski

TUSCULUM

Greeneville, TN 37743 ..II

Coach: Duggar Baucom, Charlotte 1995

2003-04 RESULTS (19-8)

75 King (Tenn.) ■	55
80 S.C.-Aiken ■	66
77 Montreat	83
79 Kennesaw St.	89
66 Montevallo †	62
93 Virginia-Wise ■	47
84 S.C. Upstate ■	64
81 Virginia-Wise	57
84 S.C.-Aiken	68
91 Augusta St. †	78
68 Southern Ind.	82
90 Lander ■	79
80 Presbyterian ■	59
67 Catawba ■	63
73 Lenoir-Rhyne	84
92 Newberry ■	61
80 Carson-Newman	76
75 Mars Hill	64
100 Wingate ■	85
80 Presbyterian	73
78 Catawba	53
73 Lenoir-Rhyne ■	72
65 Newberry	80
63 Carson-Newman ■	79
83 Mars Hill ■	72
71 Wingate	76
58 Catawba †	60

Nickname: Pioneers
 Colors: Black & Orange
 Arena: Alpine Arena
 Capacity: 2,000; Year Built: 1998
 AD: Ed Hoffmeyer
 SID: Dom Donnelly

TUSKEGEE

Tuskegee, AL 36088 ..II

Coach: Oliver Jones,
 Albany St. (Ga.) 1965

2003-04 RESULTS (15-13)

70 North Ala. ■	88
86 Columbus St. ■	100
87 Clark Atlanta	84
78 Morehouse	95
92 Alabama A&M	89
54 North Fla. †	77
63 Columbus St.	67
89 Stillman	92

77 Fort Valley St. ■	71
88 Albany St. (Ga.) ■	90
66 Miles	67
74 LeMoyn-Owen	70
82 Stillman ■	80
86 Miles ■	76
79 LeMoyn-Owen ■	65
88 Clark Atlanta ■	55
88 Morehouse ■	60
77 Kentucky St.	74
67 Lane	80
59 Benedict ■	60
60 Paine ■	59
71 Fort Valley St.	54
71 Albany St. (Ga.)	80
63 Benedict	75
61 Paine	53
92 Lane ■	83
76 Kentucky St. ■	74
71 Fort Valley St. †	83

Nickname: Golden Tigers
 Colors: Crimson & Old Gold
 Arena: James Center Arena
 Capacity: 5,000; Year Built: 1987
 AD: Rick Comegy
 SID: Arnold Houston

UCLA

Los Angeles, CA 90095-1405I

Coach: Ben Howland, Weber St. 1979

2003-04 RESULTS (11-17)

68 Vermont ■	67
84 UC Riverside ■	70
50 Kentucky †	52
69 Loyola Marymount ■	66
60 UC Santa Barb. ■	61
64 Michigan St. ■	58
66 Michigan	70
77 Oregon St. ■	66
81 Oregon	74
48 Washington St.	45
86 Washington	84
66 Arizona St. ■	58
72 Arizona ■	97
52 Stanford	67
62 California	76
69 Southern California ■	76
55 St. John's (N.Y.)	71
48 Washington St. ■	55
80 Washington ■	75
62 Arizona St.	74
83 Arizona	107
66 California ■	49
60 Stanford	73
77 Southern California	78
60 Notre Dame ■	75
56 Oregon St.	65
59 Oregon	60
83 Washington †	91

Nickname: Bruins
 Colors: Blue & Gold
 Arena: Pauley Pavilion
 Capacity: 12,819; Year Built: 1965
 AD: Daniel G. Guerrero
 SID: Marc Dellins

UNION (N.Y.)

Schenectady, NY 12308III

Coach: Bob Montana,
 Brockport St. 1972

2003-04 RESULTS (20-8)

48 Williams	55
78 Southern Va. †	65
68 Chris. Newport	63
74 Utica ■	55
84 Hartwick ■	59
86 Ursinus †	66
80 Mt. St. Mary (N.Y.) †	72

59 Plattsburgh St.	48
80 Mass. Liberal Arts ■	58
74 Clark (Mass.) ■	66
74 Skidmore ■	65
56 Clarkson ■	57
62 St. Lawrence ■	57
79 Middlebury	78
57 Hamilton	74
66 Hobart	74
56 Rensselaer ■	48
78 Vassar ■	48
78 Skidmore	74
79 Hobart	72
80 Hamilton ■	90
61 St. Lawrence	66
71 Clarkson	68
65 Vassar	59
64 Rensselaer	71
65 Utica ■	53
73 Skidmore ■	61
62 Geneseo St. ■	65

Nickname: Dutchmen
 Colors: Garnet
 Arena: Memorial Field House
 Capacity: 3,000; Year Built: 1950
 AD: Val Belmonte
 SID: George Cuttita

UPPER IOWA

Fayette, IA 52142III

Coach: Dave Martin, Upper Iowa 1990

2003-04 RESULTS (10-15)

67 Iowa Wesleyan	71
61 Mt. Mercy †	83
46 Carleton	76
84 Cornell College ■	75
93 Waldorf ■	87
63 Wabash	68
68 Kendall †	54
87 William Penn ■	83
72 Central (Iowa)	66
63 Simpson	66
64 Luther	47
59 Coe ■	75
77 Dubuque ■	74
83 Loras ■	79
69 Buena Vista	79
61 Wartburg	64
52 Coe	70
64 Simpson ■	88
63 Central (Iowa) ■	46
54 Luther ■	63
71 Cornell College	87
50 Loras	85
94 Dubuque	82
56 Wartburg ■	66
71 Buena Vista ■	91

Nickname: Peacocks
 Colors: Peacock Blue & White
 Arena: Dorman Memorial Gym
 Capacity: 1,500; Year Built: 1963
 AD: Gil Cloud
 SID: Brian Thiessen

URSINUS

Collegeville, PA 19426-1000III

Coach: Kevin Small, St. Joseph's 1991

2003-04 RESULTS (16-11)

80 Eastern ■	69
102 Lebanon Valley ■	87
83 Swarthmore	76
92 Washington (Md.) ■	72
62 Bucknell	77
66 Union (N.Y.) †	86
77 Skidmore †	75
70 Trinity (Conn.)	86
83 Drew ■	70
72 Haverford ■	81

71 Frank. & Marsh.	108
86 Dickinson ■	58
68 McDaniel ■	51
82 Johns Hopkins ■	74
73 Gettysburg	81
85 Swarthmore ■	81
85 Muhlenberg	77
84 McDaniel	85
85 Washington (Md.)	89
104 Frank. & Marsh. ■	92
75 Gettysburg ■	74
89 Dickinson	70
96 Haverford	74
65 Johns Hopkins	72
85 Muhlenberg ■	68
101 Johns Hopkins †	107
83 Lebanon Valley ■	84

Nickname: Bears
 Colors: Red, Old Gold & Black
 Arena: D.L. Helfferich Hall
 Capacity: 2,500; Year Built: 1972
 AD: Brian Thomas
 SID: Bill Stiles

UTAH

Salt Lake City, UT 84112-9008 ..I

Coach: Rick Majerus, Marquette 1970

2003-04 RESULTS (24-9)

46 Georgia St. ■	38
66 Minnesota ■	54
51 Stony Brook	48
54 Texas Tech †	65
44 Connecticut †	76
56 Utah St. ■	45
82 San Diego ■	39
87 Savannah St. ■	39
51 LSU	65
73 Cal St. Northridge ■	57
77 Colorado	57
78 Southern Utah ■	45
70 Weber St.	60
76 Pepperdine ■	69
71 Whitworth ■	49
72 UNLV	67
60 Wyoming ■	49
67 Colorado St. ■	49
54 New Mexico	70
49 Air Force	62
64 Brigham Young ■	56
65 San Diego St. ■	61
70 UNLV ■	56
80 Colorado St.	70
65 Wyoming	74
57 Air Force ■	59
73 New Mexico ■	43
57 Brigham Young	70
66 San Diego St.	53
75 San Diego St. †	69
54 Brigham Young †	51
73 UNLV †	70
51 Boston College †	58

Nickname: Utes
 Colors: Crimson & White
 Arena: Jon M. Huntsman Center
 Capacity: 15,000; Year Built: 1969
 AD: Christopher Hill
 SID: Mike Lageschulte

UTAH ST.

Logan, UT 84322-7400I

Coach: Stew Morrill, Gonzaga 1974

2003-04 RESULTS (25-4)

86 Fort Lewis ■	54
66 Weber St.	60
89 Illinois St. ■	84
45 Utah	56
73 Idaho St.	62
67 Jackson St. ■	42

76 Brigham Young ■	74
74 San Francisco ■	48
73 New Mexico St. ■	57
69 Idaho ■	56
74 UC Santa Barb.	67
69 Cal Poly	63
66 Pacific ■	51
83 Cal St. Northridge ■	57
57 Cal St. Fullerton	49
62 UC Riverside	58
57 UC Irvine ■	48
84 Long Beach St. ■	46
57 Cal Poly ■	43
63 UC Santa Barb. ■	54
69 Cal St. Northridge	47
60 Pacific	64
77 UC Riverside ■	72
87 Cal St. Fullerton ■	61
67 Long Beach St.	47
59 UC Irvine	56
64 Idaho	60
62 Cal St. Northridge †	63
74 Hawaii ■	85

Nickname: Aggies
 Colors: Navy Blue & White
 Arena: Dee Glen Smith Spectrum
 Capacity: 10,270; Year Built: 1970
 AD: Rance Pugmire
 SID: Doug Hoffman

UTICA

Utica, NY 13502-4892III

Coach: Andrew Goodemote,
 Albany (N.Y.) 1990

2003-04 RESULTS (16-12)

69 York (N.Y.) †	49
65 Utica/Rome	79
55 Union (N.Y.)	74
54 Hamilton ■	60
51 Skidmore	71
56 Utica/Rome ■	71
90 Alfred	68
67 St. John Fisher	82
105 Cazenovia	67
76 Hartwick	63
69 Oneonta St.	48
73 Hobart ■	71
41 Ithaca	56
64 Elmira	44
63 Rochester Inst. ■	60
79 Nazareth ■	75
87 Keuka ■	61
81 St. John Fisher ■	70
80 Alfred ■	59
58 Nazareth	78
70 Rochester Inst.	72
61 Oswego St.	64
78 Elmira ■	63
64 Ithaca ■	40
76 Hartwick ■	57
67 Rochester Inst. †	53
59 St. John Fisher	62
53 Union (N.Y.)	65

Nickname: Pioneers
 Colors: Navy Blue & Burnt Orange
 Arena: Clark Athletic Center
 Capacity: 2,200; Year Built: 1970
 AD: James A. Spartano
 SID: Ryan Hyland

UTICA/ROME

Utica, NY 13504-3050III

Coach: Tom Curle, Plattsburgh St.

2003-04 RESULTS (13-13)

91 St. Joseph (Vt.) ■	60
79 Utica ■	65
62 Hamilton	77
68 Geneseo St.	76

65	Buffalo St. ■	43
85	Medaille	78
54	Wis.-Oshkosh †	60
65	Kalamazoo †	66
71	Utica	56
81	New Paltz St.	71
83	Oneonta St. ■	71
83	Oswego St.	84
64	Potsdam St. ■	74
80	Brockport St. ■	68
93	Cazenovia	84
70	Geneseo St. ■	73
82	Paul Smith	72
68	Cortland St.	64
67	Fredonia St.	59
76	Brockport St.	111
67	Oswego St. ■	70
64	Buffalo St.	87
61	Cortland St. ■	60
63	Plattsburgh St. ■	85
66	Potsdam St.	78
75	Brockport St.	90

Nickname: Wildcats
 Colors: Royal Blue & Grey
 Arena: Campus Center Gym
 Capacity: 1,400; Year Built: 1987
 AD: Kevin Grimmer
 SID: Kevin Grimmer

VALDOSTA ST.

Valdosta, GA 31698ll

Coach: Jim Yarbrough, Florida St. 1987

2003-04 RESULTS (25-4)

65	St. Leo	45
82	Southeastern Bible ■	42
85	P.R.-Rio Piedras ■	64
73	P.R.-Cayey ■	35
54	Florida Tech ■	49
60	Barry	55
64	P.R.-Bayamon †	57
57	St. Leo ■	41
58	GC&SU ■	40
100	Carver Bible ■	40
48	North Fla. ■	49
64	Campbellsville	62
65	North Ala.	59
53	Ala.-Huntsville	46
52	West Ga. ■	49
74	Lincoln Memorial ■	61
65	West Ala. ■	36
60	Montevallo ■	58
65	West Fla.	48
76	West Ga.	83
46	Lincoln Memorial	40
62	Ala.-Huntsville ■	54
77	North Ala. ■	64
65	West Ala.	45
66	Montevallo	62
75	West Fla. ■	69
61	Christian Bros. †	50
52	Montevallo †	55
49	Montevallo ■	56

Nickname: Blazers
 Colors: Red & Black
 Arena: The Complex
 Capacity: 5,350; Year Built: 1982
 AD: Herb F. Reinhard III
 SID: Steve Roberts

VALPARAISO

Valparaiso, IN 46383-6493l

Coach: Homer Drew,
 William Jewell 1966

2003-04 RESULTS (18-13)

72	Ark.-Monticello †	53
70	Marquette	75
62	South Fla. ■	64
49	Cincinnati ■	68

59	Indiana St. ■	53
82	Wis.-Milwaukee ■	86
69	Loyola (Ill.) ■	76
71	La.-Lafayette †	95
72	Liberty †	54
79	Oakland	76
67	IUPUI ■	79
59	UMKC	60
81	Oral Roberts	87
70	IUPUI	66
73	Western Ill. ■	57
77	Centenary (La.) ■	66
76	Southern Utah ■	69
77	Oakland ■	72
81	Western Ill.	79
73	Centenary (La.)	78
79	Chicago St.	68
84	Oral Roberts ■	73
70	UMKC ■	60
58	Southern Utah	75
63	Duke	97
83	IPFW ■	61
74	Chicago St. ■	66
73	Oakland †	64
90	UMKC	78
75	IUPUI †	70
49	Gonzaga †	76

Nickname: Crusaders
 Colors: Brown & Gold
 Arena: Athletics-Recreation Center
 Capacity: 5,000; Year Built: 1984
 AD: William L. Steinbrecher
 SID: Bill Rogers

VANDERBILT

Nashville, TN 37212l

Coach: Kevin Stallings, Purdue 1982

2003-04 RESULTS (23-10)

74	Belmont	59
73	Indiana ■	60
94	Tenn.-Martin ■	60
86	IUPUI ■	68
83	Michigan ■	63
85	Tennessee St. ■	64
98	Tennessee Tech ■	79
90	Wofford ■	59
63	Appalachian St. ■	48
85	Lehigh ■	59
95	TCU	60
59	Auburn ■	53
63	Kentucky	75
66	Tennessee	76
86	Florida ■	72
62	Arkansas	70
55	South Carolina ■	57
66	Kentucky ■	60
71	Florida	81
61	Georgia ■	39
75	South Carolina	82
70	Alabama	67
74	LSU ■	54
77	Mississippi	65
69	Mississippi St. ■	72
61	Tennessee ■	58
61	Georgia	71
70	Mississippi †	50
74	Mississippi St. †	70
69	Florida †	91
71	Western Mich. †	58
75	North Carolina St. †	73
53	Connecticut †	73

Nickname: Commodores
 Colors: Black & Gold
 Arena: Memorial Gymnasium
 Capacity: 14,168; Year Built: 1952
 AD: David Williams II
 SID: TBA

VASSAR

Poughkeepsie, NY 12604-0750 III

Coach: Mike Dutton,
 New Hampshire 1981

2003-04 RESULTS (5-20)

71	Westfield St. ■	73
60	Norwich ■	64
80	City Tech ■	76
60	Manhattanville	68
63	Delaware Valley ■	56
53	Hartwick	56
71	John Jay ■	77
48	Occidental	71
40	Pomona-Pitzer †	64
71	Hobart ■	74
50	Hamilton ■	64
52	Rensselaer	68
39	St. Lawrence	74
54	Clarkson	61
57	Skidmore	60
48	Union (N.Y.)	78
67	Bard	50
64	Clarkson ■	82
61	St. Lawrence ■	79
71	New Paltz St.	61
58	Hamilton	86
58	Hobart	82
50	Rensselaer ■	46
59	Union (N.Y.) ■	65
60	Skidmore ■	76

Nickname: Brewers
 Colors: Burgundy & Gray
 Arena: Athletic & Fitness Facility
 Capacity: 850; Year Built: 2000
 AD: Sharon Beverly
 SID: Casey Hager

VERMONT

Burlington, VT 05405l

Coach: Tom Brennan, Georgia 1971

2003-04 RESULTS (22-9)

49	Nevada	69
53	Iona †	56
67	UCLA	68
64	Massachusetts	76
73	Cornell ■	60
48	Harvard ■	42
62	Marist	57
56	Rhode Island	94
67	Binghamton	60
67	UMBC	66
88	Northeastern ■	78
71	Maine	62
77	Stony Brook ■	70
59	Boston U.	57
76	Dartmouth	66
82	New Hampshire ■	68
53	Albany (N.Y.)	48
84	UMBC ■	59
70	Binghamton ■	51
67	Northeastern	65
67	Stony Brook	60
70	Boston U. ■	80
47	Hartford	45
57	New Hampshire	78
83	Hartford ■	60
77	Albany (N.Y.) ■	45
67	Maine ■	72
58	New Hampshire †	50
61	Hartford †	48
72	Maine ■	53
53	Connecticut †	70

Nickname: Catamounts
 Colors: Green & Gold
 Arena: Roy L. Patrick Gymnasium
 Capacity: 3,228; Year Built: 1963
 AD: Robert Corran
 SID: Bruce Bosley (MBB)

VILLA JULIE

Stevenson, MD 21153-9999III

Coach: Brett Adams, York (Pa.) 1989

2003-04 RESULTS (9-16)

77	Mary Washington	82
67	Johns Hopkins	80
85	Catholic ■	107
86	Christendom ■	59
87	Washington (Md.) ■	78
88	Albright ■	80
58	McDaniel	69
70	Old Westbury	87
60	DeSales	85
79	Maritime (N.Y.) ■	59
50	Kean ■	87
77	Junata ■	91
86	Neumann ■	83
95	Marymount (Va.) ■	96
66	Gallaudet ■	65
66	Messiah	80
68	Misericordia	63
75	Alvernia	96
81	Phila. Bible	79
77	Mary Washington ■	93
82	Hood ■	87
58	Eastern	77
58	St. Mary's (Md.) ■	57
80	Gwynedd-Mercy ■	109
92	Salisbury ■	98

Nickname: Mustangs
 Colors: Green, Black & White
 Arena: Villa Julie Student Union
 Capacity: 1,200; Year Built: 1997
 AD: Brett C. Adams
 SID: Mike Buchanan

VILLANOVA

Villanova, PA 19085-1674l

Coach: Jay Wright, Bucknell 1983

2003-04 RESULTS (18-17)

73	Temple	48
114	Redlands	103
49	Chaminade †	52
53	Santa Clara †	51
66	Ohio St. †	67
74	La Salle †	61
73	Pennsylvania	63
74	Northeastern ■	55
74	Columbia ■	66
84	UNC Greensboro ■	63
79	Kansas	86
57	Memphis ■	73
78	Notre Dame ■	82
92	Boston College	89
85	St. John's (N.Y.) ■	74
56	Providence	62
76	Miami (Fla.)	69
68	Rutgers ■	71
73	West Virginia ■	58
67	St. Joseph's ■	74
75	Georgetown	60
74	Providence ■	100
60	West Virginia	67
80	Virginia Tech ■	68
68	Seton Hall	70
59	Syracuse	64
74	Connecticut ■	75
56	Miami (Fla.) ■	59
45	Pittsburgh	59
61	Seton Hall †	60
69	Providence †	66
67	Connecticut †	84
85	Drexel ■	70
73	Virginia ■	63
60	Rutgers	72

Nickname: Wildcats
 Colors: Blue & White

Arena: Pavilion
Capacity: 6,500; Year Built: 1986
AD: Vincent Nicastro
SID: Mike Sheridan

VIRGINIA

Charlottesville, VA 22904-4821 ..I

Coach: Pete Gillen, Fairfield 1968

2003-04 RESULTS (18-13)

80 Mt. St. Mary's ■	71
80 Virginia Tech ■	65
79 High Point ■	64
86 Minnesota ■	78
78 VMI	56
90 James Madison ■	80
76 Loyola Marymount	68
89 Coastal Caro. ■	74
69 North Carolina St.	86
85 Iowa St. ■	74
69 Providence ■	84
84 William & Mary ■	71
71 Duke ■	93
57 Georgia Tech	75
76 Florida St. ■	67
61 Clemson ■	50
77 North Carolina	96
78 Wake Forest	91
67 Maryland ■	71
63 North Carolina St. ■	79
75 Duke	93
82 Georgia Tech ■	80
57 Florida St.	76
58 Clemson	55
74 North Carolina ■	72
84 Wake Forest ■	82
61 Maryland	70
83 Clemson †	79
74 Duke †	84
79 George Washington ■	66
63 Villanova	73

Nickname: Cavaliers
Colors: Orange & Blue
Arena: University Hall
Capacity: 8,392; Year Built: 1965
AD: Craig K. Littlepage
SID: Rich Murray

VA. COMMONWEALTH

Richmond, VA 23284-3013I

Coach: Jeff Capel III, Duke 1997

2003-04 RESULTS (23-8)

65 Iona ■	61
72 Western Ky. ■	67
67 Hampton	51
52 Richmond	70
71 William & Mary ■	60
105 N.C. A&T ■	51
58 UAB ■	68
55 La Salle	54
65 Georgia Tech	86
66 Middle Tenn. ■	61
61 Hofstra	66
99 Delaware ■	72
77 James Madison	69
52 UNC Wilmington	72
80 George Mason ■	56
75 Old Dominion	67
70 Drexel	69
101 Towson ■	76
81 Hofstra ■	69
57 Drexel ■	66
49 UNC Wilmington ■	41
57 George Mason	69
68 Towson	44
92 James Madison ■	61
78 Old Dominion ■	72
71 Delaware	69
74 William & Mary	59
67 Towson †	60

84 Old Dominion †	67
55 George Mason †	54
78 Wake Forest †	79

Nickname: Rams
Colors: Black & Gold
Arena: Stuart C. Siegel Center
Capacity: 7,500; Year Built: 1999
AD: Richard L. Sander
SID: Phil Stanton

VMI

Lexington, VA 24450-0304I

Coach: Bart Bellairs,
Warren Wilson 1979

2003-04 RESULTS (6-22)

46 Washington St. †	66
52 Texas-San Antonio †	68
63 Binghamton †	72
85 Southern Va. ■	62
56 Virginia ■	78
56 Virginia Tech	80
107 East. Mennonite ■	94
62 St. Francis (Pa.) ■	66
56 Louisville	107
52 Old Dominion	74
48 UNC Asheville	61
69 Radford ■	58
62 Winthrop	78
57 High Point	78
49 Birmingham-So. ■	82
46 Liberty	66
32 Coastal Caro. ■	49
53 Charleston So. ■	50
68 Winthrop ■	61
46 Radford	63
65 James Madison	76
51 UNC Asheville ■	59
44 Coastal Caro.	60
49 Charleston So.	64
61 Liberty ■	52
75 High Point ■	76
55 Birmingham-So.	67
43 High Point	75

Nickname: Keydets
Colors: Red, White, Yellow
Arena: Cameron Hall
Capacity: 5,029; Year Built: 1981
AD: Donald T. White
SID: Wade Branner

VIRGINIA ST.

Petersburg, VA 23806-0001II

Coach: John Hill, Greensboro 1990

2003-04 RESULTS (16-14)

84 Barton ■	83
69 California (Pa.)	77
67 Edinboro †	64
103 Columbia Union	76
97 Columbia Union ■	57
61 Lynn	74
52 Nova Southeastern †	59
61 Barry †	71
102 Felician ■	69
71 Bowie St.	83
70 Barton	79
90 Davis & Elkins ■	62
75 Shaw ■	73
57 Elizabeth City St. ■	61
62 Virginia Union ■	71
73 Winston-Salem ■	66
74 N.C. Central	72
79 St. Paul's ■	87
76 Johnson Smith	72
77 Livingstone	73
67 Virginia Union	88
84 Bowie St. ■	88
80 St. Augustine's ■	76
82 Elizabeth City St.	70

75 Shaw	76
67 Fayetteville St. ■	68
62 St. Paul's ■	59
67 Winston-Salem †	58
75 St. Augustine's †	66
59 Virginia Union †	81

Nickname: Trojans
Colors: Orange & Navy Blue
Arena: Daniel Gymnasium
Capacity: 3,454; Year Built: 1965
AD: Peggy L. Davis
SID: Paul Williams

VIRGINIA TECH

Blacksburg, VA 24061I

Coach: Seth Greenberg,
Fairleigh Dickinson 1978

2003-04 RESULTS (15-14)

79 New Hampshire ■	49
61 Western Caro. ■	59
65 Virginia	80
76 Morgan St. ■	66
92 Old Dominion ■	94
57 Ohio St. †	62
80 VMI ■	56
73 Radford ■	60
74 Towson	67
80 William & Mary ■	54
67 East Caro. †	74
59 Pittsburgh	78
69 West Virginia	67
59 Miami (Fla.) ■	65
63 Notre Dame ■	74
76 Seton Hall	83
60 Connecticut ■	96
64 Syracuse	76
69 Providence ■	57
80 Georgetown ■	65
52 Rutgers	85
68 Villanova	80
54 St. John's (N.Y.) ■	53
48 Boston College	56
53 West Virginia ■	49
71 Rutgers ■	70
60 Georgetown	55
61 Rutgers †	58
61 Pittsburgh †	74

Nickname: Hokies
Colors: Burnt Orange & Maroon
Arena: Cassell Coliseum
Capacity: 10,052; Year Built: 1961
AD: James C. Weaver
SID: Bill Dyer

VIRGINIA UNION

Richmond, VA 23220-1790II

Coach: Dave Robbins, Catawba 1966

2003-04 RESULTS (25-5)

88 Livingstone	69
87 Norfolk St.	74
64 Barber-Scotia ■	61
105 Columbia Union ■	69
95 Longwood ■	63
58 Winston-Salem ■	55
75 Johnson Smith	72
89 Fayetteville St.	92
77 Dist. Columbia ■	59
67 St. Paul's ■	51
68 St. Paul's	55
57 Barber-Scotia	70
71 Virginia St.	62
82 Bowie St.	87
83 Elizabeth City St. ■	52
86 Livingstone ■	56
80 St. Augustine's ■	76
83 Bowie St. ■	91
82 Longwood	62
88 Virginia St. ■	67

92 Shaw	77
90 Dist. Columbia	82
80 N.C. Central ■	77
73 Randolph-Macon	60
96 Shaw ■	64
78 Elizabeth City St.	42
82 Johnson Smith †	73
81 Virginia St. †	59
80 N.C. Central †	72
75 Columbus St. †	77

Nickname: Panthers
Colors: Steel & Maroon
Arena: Arthur Ashe Athletic Center
Capacity: 6,000; Year Built: 1982
AD: Michael Bailey
SID: Jim Junot

VA. WESLEYAN

Norfolk, VA 23502-5599III

Coach: David Macedo, Wilkes 1996

2003-04 RESULTS (20-8)

67 Messiah ■	50
68 Methodist ■	62
86 Chowan	75
109 East. Mennonite	71
72 Chris. Newport	71
69 Salisbury	67
77 Gallaudet	35
83 Roanoke ■	61
58 Wash. & Lee ■	45
64 Lynchburg ■	59
65 Emory & Henry	67
74 Guilford	66
82 Bridgewater (Va.) ■	63
71 Randolph-Macon	79
67 Hampden-Sydney	72
59 Wash. & Lee	54
58 Roanoke	61
73 Newport News ■	52
75 Guilford ■	79
103 Emory & Henry ■	79
59 Lynchburg	55
53 Randolph-Macon ■	67
69 East. Mennonite ■	73
78 Bridgewater (Va.)	60
86 Hampden-Sydney ■	80
89 Guilford †	86
59 Lynchburg †	55
69 Hampden-Sydney †	75

Nickname: Blue Marlins
Colors: Navy Blue & Silver
Arena: Batten Center
Capacity: 1,400; Year Built: 2002
AD: Sonny A. Travis
SID: Joe Wasiluk

WABASH

Crawfordsville, IN 47933III

Coach: Mac Petty, Tennessee 1968

2003-04 RESULTS (12-15)

81 Kalamazoo ■	69
59 Olivet Nazarene ■	73
58 Hanover	85
64 Rose-Hulman †	79
63 DePauw	85
46 DePauw ■	71
70 Kenyon ■	55
68 Upper Iowa ■	63
74 Marian (Ind.) ■	80
79 Allegheny ■	72
80 Hiram ■	64
67 Ill. Wesleyan	94
73 Oberlin ■	56
46 Wittenberg ■	58
86 Denison	92
70 Earlham	66
50 Wooster	71
66 Ohio Wesleyan ■	69

72 Oberlin	69
46 Wittenberg	84
45 Wooster ■	68
47 Ohio Wesleyan	66
65 Denison ■	54
66 Earlham ■	59
59 Kenyon	58
73 Allegheny ■	68
54 Wittenberg	71

Nickname: Little Giants
 Colors: Scarlet
 Arena: Chadwick Court
 Capacity: 1,800; Year Built: 1917
 AD: Vernon H. Mummert
 SID: Brent Harris

WAGNER

Staten Island, NY 10301-4495 ..I

Coach: Mike Deane, Potsdam St. 1974

2003-04 RESULTS (13-16)

68 Murray St.	92
57 Brown	63
48 Delaware St. ■	59
65 Dayton	67
59 Ga. Southern ■	78
62 Florida St.	83
63 Georgetown (Ky.) †	60
75 Chicago St. †	68
69 Albany (N.Y.)	59
59 Lehigh	64
70 Sacred Heart	81
66 Monmouth ■	70
55 Fairleigh Dickinson ■	57
74 Mt. St. Mary's	73
73 Central Conn. St.	67
70 St. Francis (N.Y.) ■	82
71 Long Island	68
68 Quinnipiac ■	67
66 St. Francis (Pa.)	68
68 Robert Morris	75
74 Long Island ■	64
74 St. Francis (N.Y.)	70
58 Fairleigh Dickinson	71
66 Central Conn. St. ■	63
79 Quinnipiac	70
70 St. Francis (Pa.) ■	66
38 Mt. St. Mary's ■	57
100 Sacred Heart ■	93
67 Fairleigh Dickinson ■	69

Nickname: Seahawks
 Colors: Green & White
 Arena: Spiro Sports Center
 Capacity: 2,100; Year Built: 1999
 AD: Walt Hameline
 SID: Ben Shove

WAKE FOREST

Winston-Salem, NC 27109I

Coach: Skip Prosser,
 Merchant Marine 1972

2003-04 RESULTS (21-10)

85 Memphis †	76
97 Elon ■	55
86 Yale †	61
100 Indiana ■	67
81 Richmond ■	66
78 Southern Methodist	66
119 North Carolina	114
91 N.C. A&T ■	67
70 New Mexico ■	61
86 Brown ■	47
78 Clemson ■	63
81 Texas	94
72 Duke	84
66 Georgia Tech ■	73
70 Florida St.	75
93 Maryland ■	85
91 Virginia ■	78
68 North Carolina St.	73

73 North Carolina ■	79
82 Clemson	67
91 Cincinnati ■	85
90 Duke ■	84
80 Georgia Tech	76
90 Florida St. ■	87
91 Maryland	83
82 Virginia	84
70 North Carolina St. ■	81
86 Maryland †	87
79 Va. Commonwealth †	78
84 Manhattan †	80
80 St. Joseph's †	84

Nickname: Demon Deacons
 Colors: Old Gold & Black
 Arena: Lawrence Joel Coliseum
 Capacity: 14,665; Year Built: 1989
 AD: Ronald D. Wellman
 SID: Dean Buchan

WARTBURG

Waverly, IA 50677-1003III

Coach: Dick Peth, Iowa 1981

2003-04 RESULTS (20-8)

83 North Cent. (Minn.) ■	59
60 Wis.-La Crosse ■	53
72 Loras	75
71 Augustana (Ill.) ■	64
85 Iowa Wesleyan	88
68 Clark (Mass.) †	62
69 George Fox †	66
61 Ohio Northern †	71
64 Buena Vista ■	77
75 Coe ■	70
82 Cornell College ■	73
78 Duquesne	65
72 Central (Iowa)	37
71 Simpson	68
65 Luther ■	55
64 Upper Iowa ■	61
75 Duquesne ■	66
69 Buena Vista	77
77 Cornell College	74
71 Coe	67
62 Loras ■	71
74 Simpson ■	59
69 Central (Iowa) ■	81
66 Upper Iowa	56
72 Luther	66
75 Central (Iowa) ■	62
85 Simpson ■	72
48 Buena Vista	70

Nickname: Knights
 Colors: Orange & Black
 Arena: Knights Gym
 Capacity: 1,800; Year Built: 1949
 AD: Gary Grace
 SID: Mark Adkins

WASHBURN

Topeka, KS 66621II

Coach: Bob Chipman, Kansas St. 1973

2003-04 RESULTS (27-5)

101 Baker ■	56
122 Kan. Wesleyan ■	57
64 Sterling (Kan.) ■	50
129 Lock Haven	68
93 Central Okla. ■	80
69 Rockhurst	54
79 St. Mary's (Tex.) †	71
81 Seattle Pacific †	69
67 Mo. Western St.	64
88 Central Mo. St. ■	80
103 Emporia St. ■	97
76 Mo.-Rolla	69
72 Northwest Mo. St.	63
79 Truman ■	71
84 Southwest Baptist	62
89 Mo. Southern St. ■	80

72 Pittsburg St.	77
76 Mo. Western St. ■	68
84 Pittsburg St. ■	71
62 Mo. Southern St.	60
86 Southwest Baptist ■	67
70 Truman	54
80 Northwest Mo. St. ■	59
99 Mo.-Rolla ■	87
104 Newman ■	83
77 Emporia St.	84
76 Central Mo. St.	78
91 Mo.-Rolla †	74
88 Pittsburg St. †	75
71 Northwest Mo. St. †	78
81 St. Mary's (Tex.) †	70
61 Northwest Mo. St. †	62

Nickname: Ichabods
 Colors: Yale Blue & White
 Arena: Lee Arena
 Capacity: 3,804; Year Built: 1984
 AD: Lauren Ferre
 SID: Gene Cassell

WASHINGTON

Seattle, WA 98195I

Coach: Lorenzo Romar, Cincinnati 1992

2003-04 RESULTS (19-12)

73 Portland St. ■	65
91 UC Riverside ■	78
104 Eastern Wash. ■	91
62 Gonzaga ■	86
76 Wyoming	92
64 Houston	79
92 San Diego St.	81
88 Columbia ■	51
62 California	76
72 Stanford	85
80 Southern California ■	88
84 UCLA ■	86
74 Oregon	84
103 Oregon St.	99
75 Washington St.	62
96 Arizona ■	83
90 Arizona St. ■	81
93 Southern California	82
75 UCLA	80
83 Oregon ■	74
80 Oregon St. ■	79
71 Washington St. ■	67
72 North Carolina St.	77
89 Arizona	84
96 Arizona St.	72
76 California ■	58
75 Stanford ■	62
91 UCLA †	83
90 Arizona †	85
66 Stanford †	77
100 UAB †	102

Nickname: Huskies
 Colors: Purple & Gold
 Arena: Bank of America Arena
 Capacity: 10,000; Year Built: 1927
 AD: Barbara A. Hedges
 SID: Dan Lapse

WASH. & JEFF.

Washington, PA 15301-4801III

Coach: Karel Jelinek, Hamilton 1990

2003-04 RESULTS (7-19)

88 Allegheny †	78
60 Carnegie Mellon	82
71 Kenyon ■	75
59 Juniata ■	76
89 Case Reserve ■	86
61 Capital	94
102 Pitt.-Greensburg	90
58 Randolph-Macon	83
82 Hood †	60
77 Eastern Conn. St. †	75

69 Hamilton	93
98 Frostburg St. ■	75
83 La Roche ■	84
71 Carnegie Mellon ■	92
69 Waynesburg ■	74
75 Thiel	68
64 Bethany (W.V.)	90
111 Westminster (Pa.) ■	118
77 Grove City ■	80
53 St. Vincent	80
56 Waynesburg	69
72 Thiel ■	77
85 Bethany (W.V.) ■	87
74 Westminster (Pa.)	102
72 Grove City	82
61 Grove City	71

Nickname: Presidents
 Colors: Red & Black
 Arena: Henry Memorial Center
 Capacity: 2,000; Year Built: 1970
 AD: Rick Creehan
 SID: Scott McGuinness

WASH. & LEE

Lexington, VA 24450III

Coach: Adam Hutchinson, Amherst 1993

2003-04 RESULTS (7-18)

43 Frank. & Marsh.	63
61 Catholic †	72
44 Citadel	62
63 Drew ■	51
59 Guilford	50
66 Chowan ■	72
51 Bridgewater (Va.)	66
48 Trinity (Conn.) ■	49
52 Roanoke	43
56 Randolph-Macon	75
45 Va. Wesleyan	58
63 Roanoke	86
93 East. Mennonite ■	84
65 Lynchburg	68
56 Hampden-Sydney ■	69
66 Emory & Henry	76
54 Va. Wesleyan	59
61 Randolph-Macon ■	66
82 Averett ■	67
48 Emory & Henry ■	49
45 Hampden-Sydney	76
49 Lynchburg ■	44
44 Guilford	79
76 East. Mennonite	69
61 Bridgewater (Va.) ■	72

Nickname: Generals
 Colors: Royal Blue & White
 Arena: Warner Center
 Capacity: 2,500; Year Built: 1972
 AD: Michael F. Walsh
 SID: Brian Laubscher

WASHINGTON (MD.)

Chestertown, MD 21620-1197III

Coach: Rob Nugent,
 Mass. Liberal Arts 1997

2003-04 RESULTS (10-15)

93 St. Joseph's (L.I.) †	80
98 Rutgers-Newark	87
93 Salisbury ■	79
78 Villa Julie	87
72 Ursinus	92
66 Navy	95
87 Fisk †	94
66 Chris. Newport	79
89 Muhlenberg ■	91
97 Swarthmore	101
63 Johns Hopkins ■	70
77 Gettysburg ■	68
79 Dickinson	71
64 Frank. & Marsh.	84
74 Haverford	92

77 Muhlberg	95
86 McDaniel ■	72
74 Dickinson ■	73
89 Ursinus ■	85
79 Johns Hopkins	96
90 Haverford ■	94
71 Gettysburg	77
79 Swarthmore ■	62
78 Frank. & Marsh. ■	96
97 McDaniel	89

Nickname: Shoremen
 Colors: Maroon & Black
 Arena: Frank C. Russell Gymnasium at Cain Athletic Center
 Capacity: 1,200; Year Built: 1957
 AD: Bryan Matthews
 SID: Phil Ticknor

WASHINGTON ST.

Pullman, WA 99164-1602I

Coach: Dick Bennett, Ripon 1965

2003-04 RESULTS (13-16)

66 VMI †	46
57 Alas. Fairbanks	51
49 Rice †	64
36 Southern Utah	55
66 IPFW ■	46
73 TCU ■	52
64 Montana	50
62 Idaho ■	55
29 Fresno St.	46
58 Gonzaga	96
51 Stanford	73
55 California	50
45 UCLA ■	48
76 Southern California ■	61
41 Oregon St.	52
45 Oregon	60
62 Washington ■	75
63 Arizona St. ■	56
57 Arizona ■	61
55 UCLA	48
60 Southern California	51
58 Oregon St. ■	65
62 Oregon ■	67
67 Washington	71
83 Arizona St.	70
60 Arizona	72
61 Stanford ■	63
70 California ■	58
47 Stanford †	68

Nickname: Cougars
 Colors: Crimson & Gray
 Arena: Friel Court
 Capacity: 12,058; Year Built: 1973
 AD: James Sterk
 SID: Rod Commons/Craig Lawson

WASHINGTON-ST. LOUIS

St. Louis, MO 63130-4899III

Coach: Mark Edwards, Washington (Mo.) 1969

2003-04 RESULTS (19-6)

83 Wis.-Platteville †	78
69 Wittenberg	74
70 Webster ■	80
72 Otterbein †	74
74 Edgewood †	59
76 Claremont-M-S ■	59
65 Ill. Wesleyan ■	61
91 Greenville ■	71
73 Fontbonne ■	46
78 MacMurray	56
85 Blackburn	53
70 Chicago ■	52
85 Emory ■	92
89 Case Reserve ■	73
94 New York U.	83

80 Brandeis	71
47 Rochester	68
94 Carnegie Mellon	80
98 Carnegie Mellon ■	88
69 Rochester ■	64
89 Case Reserve	82
86 Emory	68
75 Brandeis ■	65
69 New York U. ■	55
64 Chicago	79

Nickname: Bears
 Colors: Red & Green
 Arena: WU Field House
 Capacity: 3,000; Year Built: 1984
 AD: John M. Schael
 SID: Chris Mitchell

WAYNE ST. (MICH.)

Detroit, MI 48202-3489II

Coach: David Greer, Bowling Green 1983

2003-04 RESULTS (19-12)

60 Dist. Columbia	66
79 Saginaw Valley †	69
79 Northwood	82
105 Alma ■	75
87 Concordia (Mich.) ■	59
84 Saginaw Valley ■	88
82 Lake Superior St. ■	75
63 Hillsdale	74
85 Northern Ky. ■	91
67 St. Anselm †	83
79 Grand Canyon	63
65 Northern Mich.	59
53 Michigan Tech	48
53 Findlay ■	52
76 Grand Valley St. ■	69
75 Ferris St.	71
70 Northwood ■	75
65 Dist. Columbia ■	43
78 Ashland ■	62
54 Mercyhurst	45
65 Gannon	87
55 Hillsdale ■	58
66 Findlay	71
70 Ashland	59
73 Central St. (Ohio) ■	60
69 Gannon ■	46
72 Mercyhurst ■	71
59 Gannon	64
65 Lewis	62
57 Michigan Tech †	54
68 Southern Ind. †	69

Nickname: Warriors
 Colors: Green & Gold
 Arena: Matthaei Building
 Capacity: 2,000; Year Built: 1966
 AD: Robert Fournier
 SID: Eva McGillivray

WAYNE ST. (NEB.)

Wayne, NE 68787-1172II

Coach: Rico Burkett, North Dakota 1993

2003-04 RESULTS (14-14)

72 Chadron St.	75
81 Briar Cliff ■	58
65 South Dakota ■	86
101 York (Neb.) ■	85
87 Chadron St. ■	60
71 St. Cloud St.	72
86 Neb.-Kearney ■	90
116 Neb. Christian ■	46
80 Neb.-Omaha ■	74
77 Cal St. Monterey Bay †	63
75 Hawaii-Hilo	96
92 Minn. Duluth ■	72
89 Winona St.	88
68 Minn. St. Moorhead	65

74 Northern St.	80
94 Concordia-St. Paul ■	55
66 Bemidji St.	84
118 Minn.-Crookston	111
80 Southwest Minn. St. ■	66
73 Northern St. ■	87
69 Minn. St. Moorhead ■	58
66 Minn. Duluth	82
79 Concordia-St. Paul	83
70 Winona St.	87
80 Minn.-Crookston ■	76
70 Bemidji St. ■	81
69 Southwest Minn. St.	71
65 Minn. Duluth	68

Nickname: Wildcats
 Colors: Black & Gold
 Arena: Rice Auditorium
 Capacity: 2,500; Year Built: 1960
 AD: Todd Barry
 SID: Steve Schafer

WAYNESBURG

Waynesburg, PA 15370III

Coach: Frank Ferraro, Duquesne 1975

2003-04 RESULTS (11-16)

74 Frostburg St.	79
73 Salisbury †	78
87 Penn St.-Altoona ■	70
66 Notre Dame (Ohio)	94
78 Notre Dame (Ohio) ■	72
82 Pitt.-Greensburg ■	95
68 Penn. St.-McKeesport	63
62 Rutgers-Newark †	89
54 Swarthmore	77
66 Penn St.-Altoona	85
64 La Roche	82
81 Penn. St.-McKeesport ■	66
104 Mt. Aloysius ■	81
74 Wash. & Jeff.	69
74 Bethany (W.V.) ■	82
97 Westminster (Pa.) ■	119
55 Grove City	65
50 Thiel	67
69 Frostburg St. ■	72
88 Mt. Aloysius	87
69 Wash. & Jeff. ■	56
65 Bethany (W.V.)	74
94 Westminster (Pa.)	88
58 Grove City ■	70
82 Thiel ■	77
65 Thiel ■	62
72 Westminster (Pa.)	86

Nickname: Yellow Jackets
 Colors: Orange & Black
 Arena: Marisa Field House
 Capacity: 1,350; Year Built: 1985
 AD: Rudy Marisa
 SID: Justin Zackal

WEBER ST.

Ogden, UT 84408-2701I

Coach: Joe Cravens, Texas-Arlington 1977

2003-04 RESULTS (15-14)

79 Albertson ■	49
60 Utah St. ■	66
79 Warner Pacific ■	63
82 Southern Utah	68
74 Texas St. †	63
74 Southwest Mo. St.	79
62 Nevada	74
58 Portland ■	51
65 Brigham Young	86
69 Winthrop ■	67
59 Troy St. †	79
83 Savannah St. †	51
60 Utah ■	70
74 Idaho St.	75

48 Montana St.	61
74 Montana	61
67 Northern Ariz. ■	73
65 Sacramento St. ■	54
68 Portland St.	63
67 Eastern Wash.	73
75 Idaho St. ■	81
55 Montana ■	58
76 Montana St. ■	59
61 Sacramento St.	64
73 Northern Ariz.	70
81 Eastern Wash. ■	78
71 Portland St. ■	57
68 Sacramento St.	62
53 Eastern Wash.	72

Nickname: Wildcats
 Colors: Royal Purple & White
 Arena: Dee Events Center
 Capacity: 12,000; Year Built: 1977
 AD: John W. Johnson
 SID: Brad Larsen

WEBSTER

Webster Groves, MO 63119III

Coach: Chris Bunch, Lincoln Memorial 1988

2003-04 RESULTS (16-9)

45 Hanover ■	74
75 Anderson (Ind.) ■	68
80 Washington-St. Louis	70
81 Eureka †	78
75 Concordia (Wis.)	81
64 Dominican (Ill.)	54
66 North Park	64
89 Concordia (Mo.) ■	76
75 Monmouth (Ill.) ■	67
79 Millikin ■	70
71 Aurora	83
65 Westminster (Mo.)	76
74 Greenville ■	80
68 Fontbonne	89
71 Maryville (Mo.) ■	79
63 Blackburn	58
76 Principia	60
86 MacMurray ■	84
62 Westminster (Mo.) ■	58
80 Greenville	85
65 Fontbonne ■	62
107 Maryville (Mo.)	104
64 Blackburn	68
82 Principia ■	57
90 MacMurray	74

Nickname: Gorloks
 Colors: Gold, Navy Blue & White
 Arena: Grant Gym
 Capacity: 800; Year Built: 1992
 AD: Thomas Hart
 SID: Merry Graf

WENTWORTH INST.

Boston, MA 02115III

Coach: Tom Devitt, Boston College 1993

2003-04 RESULTS (5-19)

57 Rutgers-Newark	95
76 St. Joseph's (L.I.) †	92
80 Mount Ida ■	95
64 Becker	82
55 Coast Guard	80
64 Mass.-Boston ■	79
60 Newbury	69
63 Colby-Sawyer ■	87
65 Gordon ■	73
105 New England ■	84
82 New England Col. ■	68
66 Bates	89
76 Anna Maria	88
87 Salve Regina ■	85
69 Endicott	89

76 Eastern Nazarene ■	74
74 Colby-Sawyer	105
79 New England	81
76 New England Col.	68
72 Curry ■	73
68 Gordon	77
57 Roger Williams	73
54 Endicott ■	83
76 Nichols	94

Nickname: Leopards
 Colors: Black & Gold
 Arena: Tansey Gymnasium
 Capacity: 1,000; Year Built: 1970
 AD: Lee Conrad
 SID: Bill Gorman

WESLEY

Dover, DE 19901-3875III

Coach: Christopher Wentworth,
 Wesley 1994

2003-04 RESULTS (7-17)

73 Rockford †	75
84 Ind.-Northwest †	64
65 TCNJ	71
65 Gwynedd-Mercy ■	80
61 Chowan	89
55 Piedmont †	74
64 Marywood ■	69
62 Neumann	73
65 Phila. Bible	74
76 Misericordia ■	69
54 Marywood	51
75 Cabrini	77
63 Alvernia ■	75
63 Eastern ■	82
63 Arcadia	67
68 Gwynedd-Mercy	80
80 Hood ■	75
66 Lancaster Bible ■	46
42 Misericordia	63
57 Neumann ■	59
77 Arcadia ■	56
53 Alvernia	73
76 Eastern	75
66 Cabrini ■	83

Nickname: Wolverines
 Colors: Blue & White
 Arena: Jim and Shirley Wentworth
 Gymnasium
 Capacity: 800
 AD: Michele Stabley
 SID: Kristen Calore

WESLEYAN (CONN.)

Middletown, CT 06459III

Coach: Gerry McDowell, Colby 1976

2003-04 RESULTS (12-11)

75 Gallaudet ■	57
78 FDU-Florham ■	87
102 Emmanuel (Mass.) ■	86
46 Rochester	79
94 Rensselaer †	98
80 Eastern Conn. St. ■	67
78 Green Mountain †	62
66 Norwich	76
72 Western New Eng. ■	68
97 Albertus Magnus	73
87 Williams	93
81 Amherst	108
56 Bates	77
100 Tufts	88
83 Colby ■	70
85 Bowdoin ■	93
99 St. Joseph's (Me.) ■	67
88 Connecticut Col.	65
83 Middlebury	81
81 Williams	103
83 Trinity (Conn.) ■	80
77 Amherst ■	80
65 Amherst	97

Nickname: Cardinals
 Colors: Red & Black
 Arena: Alumni Athletic Building
 Capacity: 1,200; Year Built: 1931
 AD: John Biddiscombe
 SID: Brian Katten

WEST ALA.

Livingston, AL 35470II

Coach: Rick Reedy, Flagler 1977

2003-04 RESULTS (5-22)

63 Christian Bros.	83
72 William Carey ■	79
52 Henderson St. †	65
45 Ouachita Baptist †	63
57 Arkansas St.	98
78 Augusta St. ■	72
44 Southern U.	67
55 Xavier (La.)	72
50 South Ala.	80
55 Christian Bros. ■	73
85 Emmanuel (Ga.) ■	67
61 Augusta St.	59
48 Xavier (La.) ■	61
54 Lincoln Memorial	55
56 West Ga.	68
56 North Ala. ■	63
47 Ala.-Huntsville ■	58
36 Valdosta St.	65
60 West Fla.	81
75 Montevallo ■	68
55 Ala.-Huntsville	73
62 North Ala.	85
63 West Ga. ■	78
75 Lincoln Memorial ■	62
45 Valdosta St. ■	65
63 West Fla. ■	74
63 Montevallo	79

Nickname: Tigers
 Colors: Red, White & Black
 Arena: Pruitt Hall
 Capacity: 1,500; Year Built: 1962
 AD: Curtis Outlaw
 SID: Jason Hughes

WEST CHESTER

West Chester, PA 19383II

Coach: Dick DeLaney,
 West Chester 1969

2003-04 RESULTS (16-12)

87 Goldey-Beacom ■	56
69 Queens (N.C.) ■	84
80 Goldey-Beacom	57
77 Slippery Rock	75
63 California (Pa.)	78
77 Lock Haven	73
56 Fairmont St. †	64
71 Wheeling Jesuit	83
52 Clarion ■	57
75 Edinboro ■	59
103 Bloomfield ■	63
77 Shippensburg ■	52
83 Indiana (Pa.) ■	70
58 East Stroudsburg	67
92 Bloomsburg ■	62
82 Phila. Sciences	58
58 Millersville	70
78 Cheyney ■	65
67 Mansfield	72
64 Kutztown ■	81
81 Bloomsburg	74
79 East Stroudsburg ■	58
82 Millersville ■	80
76 N.J. Inst. of Tech.	50
71 Cheyney	76
63 Kutztown	65
81 Mansfield ■	74
85 Cheyney	86

Nickname: Golden Rams
 Colors: Purple & Gold
 Arena: Hallinger Field House
 Capacity: 2,500; Year Built: 1949
 AD: Edward Matejkovic
 SID: Tom DiCamillo

WEST FLA.

Pensacola, FL 32514II

Coach: Don Hogan, South Ala. 1981

2003-04 RESULTS (17-11)

68 Murray St.	94
61 Arkansas Tech ■	52
68 Christian Bros. ■	73
62 Southern-N.O.	78
126 Carver Bible ■	53
96 Mid-America Naz. ■	78
69 Tampa	56
72 St. Leo	61
73 Georgia St.	105
94 P.R.-Mayaguez ■	44
86 P.R.-Mayaguez	56
63 Southern-N.O. ■	62
49 Ala.-Huntsville	47
73 North Ala.	86
70 Lincoln Memorial ■	55
83 West Ga. ■	78
51 Montevallo	78
81 West Ala. ■	60
99 Oakwood ■	90
48 Valdosta St. ■	65
58 Lincoln Memorial	43
69 West Ga.	66
52 North Ala. ■	63
44 Ala.-Huntsville ■	57
70 Montevallo ■	65
74 West Ala.	63
69 Valdosta St.	75
57 Central Ark. †	62

Nickname: Argonauts
 Colors: Blue & Green
 Arena: UWF Field House
 Capacity: 3,000; Year Built: 1969
 AD: Richard C. Berg
 SID: Cara Lynn Teague

WEST GA.

Carrollton, GA 30118II

Coach: Ed Murphy,
 Hardin-Simmons 1964

2003-04 RESULTS (21-9)

94 Southern Ark. †	75
87 Delta St.	67
81 Ouachita Baptist ■	61
77 Henderson St. ■	86
94 Columbus St. †	88
78 GC&SU	69
65 Augusta St. ■	50
74 Clayton St.	88
70 Clayton St. ■	64
96 Johnson Smith †	98
74 Albany St. (Ga.) †	72
81 Augusta St.	57
85 Montevallo ■	83
68 West Ala. ■	56
49 Valdosta St.	52
78 West Fla.	83
94 North Ala.	72
81 Ala.-Huntsville	67
86 Lincoln Memorial ■	74
72 Morehouse ■	82
83 Valdosta St. ■	76
66 West Fla. ■	69
78 West Ala.	63
63 Montevallo	66
91 North Ala.	68
94 Ala.-Huntsville ■	73
87 Lincoln Memorial	65
78 Harding †	77

58 Central Ark. †	50
65 Montevallo †	77

Nickname: Braves
 Colors: Blue & Red
 Arena: HPE Building
 Capacity: 2,800; Year Built: 1965
 AD: Edward G. Murphy
 SID: Mitch Gray

WEST LIBERTY ST.

West Liberty, WV 26074II

Coach: Dan Petri, West Liberty St. 1968

2003-04 RESULTS (4-23)

68 Point Park ■	75
75 West Va. Tech	94
74 Barton †	93
70 Catawba †	106
112 Ohio-Eastern	88
78 Wheeling Jesuit †	94
65 Dist. Columbia †	75
63 Pitt.-Johnstown	85
62 Alderson-Broaddus ■	90
62 Shepherd ■	73
95 Davis & Elkins	88
78 West Va. Wesleyan	94
75 West Va. Tech ■	65
70 Salem Int'l ■	73
63 Ohio Valley	95
64 Fairmont St. ■	78
65 Wheeling Jesuit	80
80 Glenville St.	91
70 Charleston (W.V.) ■	79
91 Concord	104
68 Bluefield St.	75
78 West Virginia St. ■	102
71 Salem Int'l	97
85 Ohio Valley ■	84
83 Fairmont St.	103
70 Wheeling Jesuit ■	77
80 Concord	99

Nickname: Hilltoppers
 Colors: Black & Gold
 Arena: ASRC
 Capacity: 1,200; Year Built: 2000
 AD: James W. Watson
 SID: Lynn Ullom

WEST TEX. A&M

Canyon, TX 79016-0999II

Coach: Rick Cooper,
 Wayland Baptist 1981

2003-04 RESULTS (18-10)

89 Lubbock Chrst.	88
75 Colorado Mines	89
79 Mesa St. †	77
65 Colorado St.-Pueblo ■	61
56 Southwestern Okla. ■	76
47 Northeastern St.	62
76 Central Okla.	81
100 Lubbock Chrst. ■	93
68 Okla. Panhandle	66
78 East Central ■	33
66 Southeastern Okla. ■	63
70 Southwestern Okla.	64
87 Cameron	81
84 Okla. Panhandle ■	75
60 Tarleton St.	63
68 Tex. A&M-Kingsville	86
82 Tex. A&M-Commerce	65
94 Angelo St. ■	79
76 Abilene Christian ■	61
74 Eastern N.M.	89
69 Midwestern St.	86
72 Eastern N.M. ■	77
88 Midwestern St. ■	74
77 Tex. A&M-Commerce ■	63
79 Tex. A&M-Kingsville ■	76
67 Abilene Christian	66

77 Angelo St.72
52 Northeastern St.65

Nickname: Buffaloes
Colors: Maroon & White
Arena: WTAMU Center
Capacity: 4,800; Year Built: 2001
AD: Ed Harris
SID: Zach Fisher

WEST VIRGINIA

Morgantown, WV 26507I

Coach: John Beilein,
Wheeling Jesuit 1975

2003-04 RESULTS (17-14)

74 James Madison57
84 Northeastern ■91
66 St. Louis †57
64 George Washington †70
78 Maryland †77
88 Duquesne ■84
77 IUPUI ■74
57 Florida †70
76 IPFW ■63
51 Howard ■37
52 Notre Dame63
62 Georgetown ■58
67 Virginia Tech ■69
66 Providence87
55 Marshall †51
65 Boston College ■62
73 St. John's (N.Y.)64
58 Villanova73
69 Seton Hall ■64
58 Connecticut88
86 St. John's (N.Y.) ■52
67 Villanova ■60
58 Pittsburgh ■67
53 Rutgers74
49 Virginia Tech53
52 Syracuse ■65
58 Miami (Fla.)53
64 Notre Dame †65
65 Kent St.54
79 Rhode Island ■72
64 Rutgers67

Nickname: Mountaineers
Colors: Old Gold & Blue
Arena: WVU Coliseum
Capacity: 14,000; Year Built: 1970
AD: Ed Pastilong
SID: Bryan Messerly

WEST VIRGINIA ST.

Institute, WV 25112-1000II

Coach: Bryan Poore,
West Virginia St. 1987

2003-04 RESULTS (25-7)

76 Millersville56
91 Wilmington (Del.) †73
83 Belmont Abbey †84
121 Bluefield St.94
87 Kentucky St.84
116 Ohio Valley ■69
81 Alderson-Broaddus †65
81 Oakland City84
88 Concord99
98 Newport News93
119 Bluefield St. ■78
73 Charleston (W.V.) ■68
79 West Va. Tech71
88 Wheeling Jesuit83
110 West Va. Wesleyan ■80
90 Glenville St. ■86
97 Alderson-Broaddus99
100 Davis & Elkins94
99 Shepherd ■82
95 Ohio Valley84
93 Salem Int'l ■87

86 Fairmont St. ■83
102 West Liberty St.78
66 Charleston (W.V.)71
115 Concord ■87
111 Bluefield St.67
92 West Va. Tech ■74
95 Fairmont St. †78
66 Charleston (W.V.)58
92 Alderson-Broaddus †95
80 Dist. Columbia †69
71 Alderson-Broaddus †87

Nickname: Yellow Jackets
Colors: Old Gold & Black
Arena: Fleming Hall
Capacity: 1,800; Year Built: 1942
AD: Robert Parker
SID: Sean McAndrews

WEST VA. TECH

Montgomery, WV 25136II

Coach: Bob Williams, Ithaca 1988

2003-04 RESULTS (14-14)

94 West Liberty St. ■75
61 Assumption †82
83 Slippery Rock †74
71 Pitt.-Johnstown †91
95 Wilberforce †83
69 Concord96
77 S.C. Upstate78
75 St. Augustine's ■82
76 Lincoln Memorial ■74
76 Charleston (W.V.)80
71 West Virginia St. ■79
65 West Liberty St.75
85 Shepherd ■98
91 Alderson-Broaddus ■78
91 Davis & Elkins75
84 West Va. Wesleyan78
64 Glenville St. ■77
110 Bluefield St.78
69 Wheeling Jesuit66
48 Western Ky.96
89 Ohio Valley ■73
88 Salem Int'l ■78
78 Fairmont St.77
93 Charleston (W.V.) ■72
89 Bluefield St.78
91 Concord ■94
74 West Virginia St.92
76 Fairmont St. ■91

Nickname: Golden Bears
Colors: Blue & Gold
Arena: Tech Fieldhouse
Capacity: 3,000; Year Built: 1968
AD: Reggie Smith
SID: Chad Gabrich

WEST VA. WESLEYAN

Buckhannon, WV 26201II

Coach: Charles Miller,
West Va. Wesleyan 1966

2003-04 RESULTS (3-25)

61 Edinboro80
64 Findlay ■94
67 Christian Bros. †86
72 Gannon †86
63 Millersville82
83 Ashland ■95
63 Charleston (W.V.) ■85
60 Charleston (W.V.)77
76 Dist. Columbia ■97
84 Pitt.-Johnstown92
63 Salem Int'l88
73 Ohio Valley68
62 Fairmont St. ■64
94 West Liberty St. ■78
73 Davis & Elkins77
80 West Virginia St.110

77 Bluefield St.78
101 Concord ■107
78 West Va. Tech ■84
54 Wheeling Jesuit ■78
67 Alderson-Broaddus ■81
76 Glenville St.80
73 Shepherd ■82
60 Glenville St. ■64
64 Alderson-Broaddus84
102 Davis & Elkins ■89
58 Shepherd87
76 Salem Int'l90

Nickname: Bobcats
Colors: Orange & Black
Arena: Rockefeller Center
Capacity: 3,400; Year Built: 1974
AD: George A. Klebez
SID: Andrea Wesp

WESTERN CARO.

Cullowhee, NC 28723I

Coach: Steve Shurina,
St. John's (N.Y.) 1988

2003-04 RESULTS (13-15)

67 Georgia78
59 Virginia Tech61
91 Milligan ■55
64 High Point ■66
81 UNC Asheville ■70
93 Wofford79
120 Averett ■46
62 Arkansas59
72 Southeastern La. †71
69 Montana St.84
106 North Greenville ■61
61 Col. of Charleston ■84
81 Elon ■72
62 Davidson76
82 East Tenn. St.95
78 UNC Greensboro ■73
79 Chattanooga109
71 Citadel ■42
65 East Tenn. St. ■79
94 Piedmont ■43
71 Chattanooga ■73
65 Ga. Southern68
64 Appalachian St.62
63 Furman ■72
53 Elon68
65 UNC Greensboro78
86 Appalachian St. ■69
68 Furman †73

Nickname: Catamounts
Colors: Purple & Gold
Arena: Ramsey Center
Capacity: 7,826; Year Built: 1986
AD: Jeff Compher
SID: Mike Cavood

WESTERN CONN. ST.

Danbury, CT 06810III

Coach: Bob Campbell,
Connecticut 1972

2003-04 RESULTS (19-11)

63 Norwich †57
87 Westfield St. †76
85 Albertus Magnus63
76 Trinity (Conn.)82
94 Rochester Inst. †99
96 Cazenovia †106
91 Mass.-Boston74
81 Southern Me.78
63 Bates ■84
73 Newbury ■56
106 Mass.-Dartmouth ■84
78 Keene St.82
98 Plymouth St. ■103
71 Eastern Conn. St.72

73 Newbury62
87 Mass.-Boston ■75
76 Rhode Island Col.82
100 Southern Me. ■82
92 Lasell ■76
91 Mass.-Dartmouth90
74 Eastern Conn. St. ■69
76 Keene St. ■96
72 Rhode Island Col. ■69
91 Hunter ■76
83 Plymouth St.96
98 Rhode Island Col. ■94
66 Keene St.94
83 Southern Vt.73
68 WPI54
63 Wheaton (Mass.) ■61

Nickname: Colonials
Colors: Dark Blue, Metallic Copper & White
Arena: Stephen Feldman Arena
Capacity: 2,100; Year Built: 1994
AD: Edward Farrington
SID: Scott Ames

WESTERN ILL.

Macomb, IL 61455I

Coach: Derek Thomas,
Mo.-St. Louis 1989

2003-04 RESULTS (3-25)

71 Southwest Mo. St.82
67 Tenn.-Martin †96
66 Illinois94
55 UNLV75
55 Wis.-Green Bay70
64 Drake73
64 Minnesota86
69 Wis.-Green Bay ■86
73 Norfolk St. ■53
84 Eastern Ill. ■79
61 Detroit98
82 IUPUI89
73 Oakland ■74
70 Oral Roberts89
50 UMKC85
57 Valparaiso73
83 Southern Utah ■75
68 Chicago St. ■76
65 St. Ambrose ■80
72 Centenary (La.) ■75
79 Valparaiso ■81
59 Chicago St.63
64 Centenary (La.)78
52 UMKC ■74
66 Oral Roberts ■74
55 Southern Utah63
61 IUPUI ■75
59 Oakland88

Nickname: Leathernecks
Colors: Purple & Gold
Arena: Western Hall
Capacity: 5,139; Year Built: 1964
AD: Tim Van Alstine
SID: Doug Smiley

WESTERN KY.

Bowling Green, KY 42101-3576 I

Coach: Darrin Horn, Western Ky. 1995

2003-04 RESULTS (15-13)

64 Auburn86
67 Va. Commonwealth72
75 Mississippi St. ■81
63 Louisville †93
95 Murray St. ■100
75 Austin Peay ■59
65 Illinois St.66
92 Evansville ■82
78 Ball St.69
94 Fordham70

107	Kentucky St. ■	52
76	Arkansas St.	79
66	South Ala.	72
86	Ark.-Little Rock ■	71
74	Arkansas St. ■	66
64	New Orleans	78
73	New Mexico St. ■	58
102	La.-Lafayette ■	110
55	Florida Int'l	42
70	Middle Tenn. ■	66
96	West Va. Tech ■	48
78	Denver	65
80	North Texas ■	78
60	Ark.-Little Rock	68
87	Marshall	66
59	Middle Tenn.	73
74	Florida Int'l ■	43
62	Middle Tenn. ■	76

Nickname: Hilltoppers
 Colors: Red & White
 Arena: E.A. Diddle Arena
 Capacity: 7,400; Year Built: 1963
 AD: Camden Wood Selig
 SID: Brian Fremund

WESTERN MICH.

Kalamazoo, MI 49008

Coach: Steve Hawkins, South Ala. 1987

2003-04 RESULTS (26-5)

83	Southern California ■	65
43	Detroit	64
61	Miami (Ohio) ■	38
88	Fordham ■	67
69	UAB †	62
79	Loyola (Ill.)	61
76	Winthrop †	71
81	Arizona St.	76
83	Akron	75
84	Buffalo	54
88	Marshall ■	65
77	IPFW ■	48
72	Eastern Mich.	63
71	Kent St.	84
70	Ball St. ■	66
96	Ohio ■	73
75	Eastern Mich. ■	55
79	Central Mich.	63
88	Bowling Green ■	73
72	Ball St.	61
76	Marshall	82
89	Toledo ■	62
83	Col. of Charleston ■	78
86	Central Mich. ■	55
84	Toledo	93
70	Bowling Green	58
93	Northern Ill. ■	61
96	Marshall †	62
87	Toledo †	77
77	Kent St. †	66
58	Vanderbilt †	71

Nickname: Broncos
 Colors: Brown & Gold
 Arena: University Arena
 Capacity: 5,649; Year Built: 1957
 AD: Kathy Beauregard
 SID: Scott Kuykendall

WESTERN NEW ENG.

Springfield, MA 01119

Coach: Doug Pearson, Bridgeport 1967

2003-04 RESULTS (12-14)

84	Colby †	76
59	Eastern Conn. St.	69
68	Fitchburg St.	70
53	Amherst †	90
71	Westfield St. †	80
85	Anna Maria ■	71
68	Wesleyan (Conn.)	72
67	Southern Vt. ■	65

75	Suffolk ■	81
69	Emmanuel (Mass.) ■	56
71	Albertus Magnus	77
53	Johnson & Wales ■	73
66	Emerson	79
63	Daniel Webster	62
74	Rivier	63
65	Norwich ■	54
77	Suffolk	68
84	Albertus Magnus ■	64
92	Daniel Webster ■	64
71	Emmanuel (Mass.)	50
76	Southern Vt.	82
63	Norwich	72
68	Rivier ■	80
58	Johnson & Wales	70
73	Emerson ■	66
40	Norwich	43

Nickname: Golden Bears
 Colors: Royal Blue & Gold
 Arena: Alumni Healthful Living Center
 Capacity: 2,000; Year Built: 1993
 AD: Michael Theulen
 SID: Ken Cerino

WESTERN N.M.

Silver City, NM 88061

Coach: Mark Coleman,
 St. Lawrence 1983

2003-04 RESULTS (7-20)

61	Colorado St.-Pueblo ■	88
61	Colorado St.-Pueblo	83
86	N.M. Highlands	84
94	N.M. Highlands ■	91
66	Adams St. †	82
62	Fort Lewis	97
65	Northern Ariz.	91
59	Angelo St.	85
79	St. Edward's	81
83	Angelo St. ■	76
62	BYU-Hawaii	115
59	BYU-Hawaii	105
71	Hawaii Pacific	78
75	Chaminade ■	98
52	Chaminade ■	61
77	Hawaii-Hilo	70
89	Mont. St.-Billings ■	87
87	Mont. St.-Billings ■	77
86	Hawaii Pacific ■	63
60	Hawaii Pacific ■	71
82	BYU-Hawaii ■	86
74	Hawaii-Hilo	89
59	Hawaii-Hilo	101
81	Chaminade	88
52	Utah Valley St. ■	74
79	Mont. St.-Billings	113
66	Mont. St.-Billings	85

Nickname: Mustangs
 Colors: Purple & Gold
 Arena: Mustang Field House
 Capacity: 2,000; Year Built: 1448
 AD: Scott Woodard
 SID: Kent Beatty

WESTERN ORE.

Monmouth, OR 97361-1394

Coach: Tim Hills, Western Baptist 1968

2003-04 RESULTS (16-11)

84	St. Cloud St. †	82
74	Minn.-Crookston †	63
66	Oregon Tech †	77
87	Southern Ore.	69
78	Central Wash. ■	76
81	St. Martin's ■	68
56	Brigham Young	92
94	Mont. St.-Billings ■	88
77	Southern Ore. ■	73
67	Fla. Southern	55
70	Mont. St.-Billings	72

80	Seattle Pacific	74
77	Western Wash.	86
68	Alas. Fairbanks ■	69
78	Alas. Anchorage ■	69
65	Humboldt St.	69
74	Seattle	77
90	Northwest Nazarene	99
75	Western Wash. ■	71
98	Seattle Pacific ■	90
76	Alas. Anchorage	95
66	Alas. Fairbanks	77
79	Humboldt St. ■	75
71	Northwest Nazarene ■	55
85	Seattle ■	80
112	St. Martin's	74
71	Central Wash.	78

Nickname: Wolves
 Colors: Crimson Red & White
 Arena: Physical Education Building
 Capacity: 2,473; Year Built: 1972
 AD: Jon Carey
 SID: Russ Blunck

WESTERN ST.

Gunnison, CO 81231

Coach: Steve Phillips, Western St. 1978

2003-04 RESULTS (2-25)

68	Northern Colo. †	85
65	Westminster (Utah) †	75
50	Grand Canyon	70
60	St. Xavier †	82
87	Colorado Mines ■	80
73	Colo. Christian ■	104
67	Mesa St.	72
75	Mobile †	82
95	Lee †	94
57	Chadron St.	94
49	Metro St.	107
69	Regis (Colo.) ■	79
46	Fort Hays St.	97
63	Neb.-Kearney	111
66	UC-Colo. Spgs. ■	71
83	Mesa St. ■	90
61	Colorado Col. ■	76
64	Adams St. ■	72
64	Fort Lewis ■	82
79	Colorado St.-Pueblo	103
71	N.M. Highlands	91
78	Adams St.	98
55	Fort Lewis	111
63	N.M. Highlands ■	79
68	Colorado St.-Pueblo ■	90
70	UC-Colo. Spgs.	82
66	Mesa St.	97

Nickname: Mountaineers
 Colors: Crimson & Slate
 Arena: Paul Wright Gymnasium
 Capacity: 1,800; Year Built: 1951
 AD: Greg Waggoner
 SID: Bobby Heiken

WESTERN WASH.

Bellingham, WA 98225

Coach: Brad Jackson,
 Washington St. 1975

2003-04 RESULTS (17-10)

104	Northwest (Wash.) ■	68
76	UC Davis ■	61
90	St. Leo ■	73
101	Concordia (Ore.) ■	66
80	Alas. Fairbanks	75
82	Alas. Anchorage	100
107	Western Baptist ■	100
91	Cal Poly Pomona	100
90	Tarleton St. †	95
72	Cal St. San B'dino †	87
89	Pacific Lutheran ■	82
100	Humboldt St.	102
86	Western Ore. ■	77

87	Northwest Nazarene	82
76	Seattle	71
88	St. Martin's ■	75
97	Central Wash. ■	82
80	Seattle Pacific ■	73
71	Western Ore.	75
82	Humboldt St.	97
91	Seattle	69
76	Northwest Nazarene ■	77
84	Central Wash.	80
111	St. Martin's	90
93	Seattle Pacific	98
87	Alas. Anchorage ■	80
88	Alas. Fairbanks ■	100

Nickname: Vikings
 Colors: Blue, Silver & White
 Arena: Sam Carver Gymnasium
 Capacity: 2,534; Year Built: 1961
 AD: Lynda Goodrich
 SID: Paul Madison

WESTFIELD ST.

Westfield, MA 01086-1630

Coach: Rich Sutter, St. Bonaventure 1984

2003-04 RESULTS (13-11)

73	Vassar	71
76	Western Conn. St. †	87
90	Elms ■	83
69	Springfield	80
80	Western New Eng. †	71
80	Albertus Magnus	64
104	Purchase St.	90
56	Curry	67
63	WPI ■	74
60	Bridgewater St. ■	68
60	Worcester St.	52
75	Bard ■	48
57	Salem St. ■	79
60	Fitchburg St.	55
64	Amherst ■	70
75	Framingham St.	66
82	Mass. Liberal Arts ■	67
69	Bridgewater St.	86
67	Worcester St. ■	77
73	Salem St.	94
74	Fitchburg St. ■	69
66	Framingham St. ■	45
87	Mass. Liberal Arts	73
62	Bridgewater St.	89

Nickname: Owls
 Colors: Blue & White
 Arena: Parenzo Gym
 Capacity: 400; Year Built: 1956
 AD: Kenneth Magarian
 SID: Mickey Curtis

WESTMINSTER (MO.)

Fulton, MO 65251-1299

Coach: Matt Mitchell, Arkansas 1987

2003-04 RESULTS (9-16)

76	Clarke †	68
64	Eureka	59
58	Rhodes	72
67	Hendrix †	63
85	Baptist Bible (Mo.) ■	77
71	Lincoln Chrst. ■	62
44	Central Mo. St.	98
36	William Jewell	76
57	Benedictine (Kan.) †	88
71	Mid-America Bible	84
61	SW'ern of Chr. Min.	64
76	Webster ■	65
52	Blackburn	56
65	Greenville	75
83	Principia ■	56
64	Fontbonne	70
68	MacMurray	73
85	Maryville (Mo.) ■	92
58	Webster	62

59 Blackburn ■	76
80 Greenville ■	92
59 Principia.....	63
81 Fontbonne ■	74
80 MacMurray ■	74
72 Maryville (Mo.).....	81

Nickname: Blue Jays
 Colors: Blue & White
 Arena: Westminster Gym
 Capacity: 1,200; Year Built: 1928
 AD: Terry Logue
 SID: Beth Usewicz

WESTMINSTER (PA.)

New Wilmington, PA 16172III

Coach: Larry Ondako,
 Westminster (Pa.) 1993

2003-04 RESULTS (15-13)

94 Phila. Bible ■	80
65 Centre ■	81
62 Juniata.....	83
63 Penn St.-Behrend.....	91
62 Frostburg St.....	90
61 Wooster.....	80
92 La Roche ■	71
64 Allegheny.....	75
65 Otterbein.....	80
55 Maryville (Tenn.) †	93
123 Kalamazoo †	96
96 LaGrange.....	97
111 Case Reserve ■	95
113 Pitt.-Bradford ■	100
106 Thiel ■	103
91 Grove City ■	86
119 Waynesburg.....	97
118 Wash. & Jeff.....	111
103 Bethany (W.V.) ■	81
100 Pitt.-Greensburg ■	107
94 Thiel.....	93
95 Grove City.....	100
88 Waynesburg ■	94
102 Wash. & Jeff.....	74
99 Bethany (W.V.).....	95
86 Waynesburg ■	72
97 Bethany (W.V.) ■	88
57 Alvernia.....	74

Nickname: Titans
 Colors: Navy Blue & White
 Arena: Buzz Ridl Gymnasium
 Capacity: 2,300; Year Built: 1950
 AD: James E. Daffler
 SID: Joe Onderko

WHEATON (ILL.)

Wheaton, IL 60187-5593III

Coach: Bill Harris, Gordon 1970

2003-04 RESULTS (21-4)

86 Kenyon ■	41
86 Benedictine (Ill.) ■	67
65 Chicago ■	59
81 Calvin ■	73
81 Concordia (Ill.).....	48
76 Asbury ■	51
86 Martin Luther †	46
64 Northwestern (Minn.).....	57
75 Southwestern (Tex.) †	64
69 Trinity (Tex.).....	52
67 Dallas.....	55
77 Augustana (Ill.).....	83
73 Carthage ■	66
88 Ill. Wesleyan ■	64
77 Millikin ■	56
75 Carthage.....	77
77 North Park.....	69
85 North Central ■	73
69 Elmhurst.....	65
77 Augustana (Ill.) ■	84
85 North Central.....	66

77 Millikin.....	52
86 North Park ■	77
83 Elmhurst ■	50
72 Ill. Wesleyan.....	75

Nickname: Thunder
 Colors: Orange & Blue
 Arena: King Arena
 Capacity: 2,650; Year Built: 2000
 AD: Tony Ladd
 SID: Brett Marhanka

WHEATON (MASS.)

Norton, MA 02766III

Coach: Brian Walmsley, Bentley 1988

2003-04 RESULTS (17-12)

53 St. Thomas Aquinas †	56
86 Rhode Island Col. †	77
74 Brandeis.....	66
68 Salve Regina ■	58
74 Emerson.....	64
85 Endicott ■	93
57 Roger Williams.....	50
101 Rutgers-Camden †	76
56 DeSales.....	64
78 Fitchburg St.....	51
76 Clark (Mass.) ■	80
50 Newbury ■	40
60 WPI.....	78
75 Tufts.....	67
78 MIT ■	65
66 Babson ■	75
75 Springfield.....	59
76 Coast Guard.....	67
53 MIT.....	52
77 Clark (Mass.).....	91
69 Springfield ■	74
78 Bridgewater St.....	79
70 WPI ■	62
49 Babson.....	52
62 Coast Guard ■	54
80 Springfield.....	94
67 Colby-Sawyer.....	66
70 Roger Williams.....	64
61 Western Conn. St.....	63

Nickname: Lyons
 Colors: Royal & White
 Arena: Emerson Gymnasium
 Capacity: 1,000; Year Built: 1991
 AD: Chad Yowell
 SID: Scott Dietz

WHEELING JESUIT

Wheeling, WV 26003-6295II

Coach: Jay DeFruscio, Ursinus 1982

2003-04 RESULTS (20-8)

94 Bluefield St. †	63
130 Ohio-Zanesville †	40
95 Davis & Elkins ■	69
109 Bethany (W.V.) †	74
94 West Liberty St. †	78
73 California (Pa.).....	79
91 Ohio Valley ■	59
83 West Chester ■	71
89 Shepherd.....	83
77 Glenville St.....	66
83 Alderson-Broadbudd.....	90
83 West Virginia St. ■	88
113 Ohio-Eastern ■	79
83 Salem Int'l.....	88
91 Fairmont St. ■	95
83 Ohio Valley.....	57
80 West Liberty St. ■	65
78 West Va. Wesleyan.....	54
66 West Va. Tech.....	69
82 Bluefield St.....	62
86 Concord.....	96
102 Charleston (W.V.) ■	75
76 Salem Int'l ■	70

86 Fairmont St.....	80
105 Ohio Valley ■	65
77 West Liberty St.....	70
84 Davis & Elkins ■	73
60 Salem Int'l †	76

Nickname: Cardinals
 Colors: Red & Gold
 Arena: Alma McDonough Center
 Capacity: 2,200; Year Built: 1990
 AD: Jay De Fruscio
 SID: To be named

WHITMAN

Walla Walla, WA 99362III

Coach: Skip Molitor, Gonzaga 1974

2003-04 RESULTS (7-18)

93 Concordia (Cal.) ■	98
62 Great Falls †	55
48 Carroll (Mont.).....	72
74 Great Falls ■	54
86 Western Baptist ■	98
72 Evergreen St.....	86
84 Menlo †	33
79 Azusa Pacific †	96
97 Walla Walla ■	75
64 Willamette ■	63
76 Lewis & Clark ■	85
84 Puget Sound.....	104
66 Pacific Lutheran.....	61
57 Linfield ■	63
64 Pacific (Ore.) ■	78
65 Whitworth.....	82
71 George Fox.....	78
54 Willamette.....	74
61 Lewis & Clark.....	76
83 Puget Sound ■	85
71 Pacific Lutheran ■	77
77 Linfield.....	89
66 Pacific (Ore.).....	69
78 Whitworth ■	83
72 George Fox ■	69

Nickname: Missionaries
 Colors: Blue & Gold
 Arena: Sherwood Center
 Capacity: 2,000; Year Built: 1968
 AD: Travis Feezell
 SID: Dave Holden

WHITTIER

Whittier, CA 90608-0634III

Coach: Rock Carter, Whittier 1989

2003-04 RESULTS (13-12)

71 Swarthmore.....	53
75 Haverford.....	78
78 La Sierra ■	69
49 Biola.....	61
70 Bethany (Cal.) ■	43
75 La Sierra.....	63
117 Latin American Bible ■	76
84 West Coast Chrst. ■	64
64 Chapman.....	77
88 Northwestern (Minn.) ■	84
73 Mass.-Dartmouth ■	83
62 Pomona-Pitzer.....	68
94 Caltech.....	30
80 Occidental ■	86
78 Cal Lutheran ■	82
137 Redlands.....	113
67 Claremont-MS.....	89
106 La Verne ■	97
61 Pomona-Pitzer ■	76
89 Caltech ■	35
51 Occidental.....	69
73 Cal Lutheran.....	76
125 Redlands.....	155
89 Claremont-MS ■	82
74 La Verne.....	69

Nickname: Poets
 Colors: Purple & Gold
 Arena: Graham Activity Center
 Capacity: 2,200; Year Built: 1979
 AD: Wendell P. Jack
 SID: Rock Carter

WHITWORTH

Spokane, WA 99251-2501III

Coach: Jim Hayford, Azusa Pacific 1989

2003-04 RESULTS (19-6)

62 Carroll (Mont.).....	70
80 Great Falls †	66
67 Montana Tech ■	52
89 Mt. St. Joseph †	76
94 Thomas More †	71
84 Wis. Lutheran †	62
94 UC Santa Cruz †	55
76 Cabrini †	56
49 Utah.....	71
77 Lewis & Clark ■	76
68 Willamette.....	72
61 Pacific Lutheran.....	56
102 Puget Sound.....	117
70 Pacific (Ore.) ■	72
74 Linfield.....	50
82 Whitman ■	65
88 George Fox.....	84
83 Lewis & Clark.....	48
58 Willamette.....	57
70 Pacific Lutheran ■	47
84 Puget Sound.....	97
86 Pacific (Ore.).....	77
65 Linfield.....	58
83 Whitman.....	78
82 George Fox ■	66

Nickname: Pirates
 Colors: Crimson & Black
 Arena: Whitworth Field House
 Capacity: 1,600; Year Built: 1960
 AD: Scott McQuilkin
 SID: Steve Flegel

WICHITA ST.

Wichita, KS 67260I

Coach: Mark Turgeon, Kansas 1987

2003-04 RESULTS (21-11)

74 La Salle †	71
68 Hampton †	65
81 Boston College †	84
68 Northern Ariz. ■	51
74 Manhattan.....	57
84 Rockhurst ■	59
50 Kansas St.....	54
81 Southwest Mo. St.....	63
66 Tulsa ■	58
75 Texas-Arlington ■	61
73 Oral Roberts ■	76
60 Drake ■	71
82 Northern Iowa ■	65
64 Southern Ill.....	73
66 Bradley.....	53
63 Indiana St. ■	64
77 Creighton ■	62
86 Evansville.....	66
79 Southern Ill. ■	84
70 Drake.....	60
70 Illinois St.....	50
78 Bradley ■	57
67 Indiana St.....	53
90 Evansville.....	73
80 Northern Iowa.....	85
62 Austin Peay ■	47
77 Southwest Mo. St. ■	66
68 Illinois St. ■	62
61 Creighton.....	75
63 Drake †	57
56 Northern Iowa †	63
84 Florida St. ■	91

Nickname: Shockers
 Colors: Yellow & Black
 Arena: Levitt Arena
 Capacity: 10,559; Year Built: 1955
 AD: Jim Schaus
 SID: Larry Rankin

WIDENER

Chester, PA 19013-5792III

Coach: Dave Duda,
 Spring Garden 1988

2003-04 RESULTS (18-8)

84 TCNJ †	80
83 Gallaudet	59
77 Moravian ■	60
84 Juniata	66
78 Rutgers-Camden	56
78 St. Mary's (Md.) ■	64
92 Wilmington (Del.)	88
73 Gwynedd-Mercy ■	75
61 Richard Stockton †	47
65 York (Pa.)	67
68 Lincoln (Pa.) ■	73
80 Albright ■	75
76 Elizabethtown	93
78 Lebanon Valley	70
56 Susquehanna ■	78
73 Messiah	60
58 Juniata ■	59
84 Moravian	69
76 Elizabethtown ■	66
70 Albright	84
79 Phila. Bible	72
51 Susquehanna	45
70 Lebanon Valley ■	54
69 Messiah ■	68
63 Lebanon Valley ■	54
54 Elizabethtown ■	61

Nickname: Pioneers
 Colors: Widener Blue & Gold
 Arena: Schwartz Center
 Capacity: 1,500; Year Built: 1971
 AD: David Duda
 SID: Susan Fumagalli

WILKES

Wilkes-Barre, PA 18766.....III

Coach: Jerry Rickrode, Skidmore 1985

2003-04 RESULTS (18-9)

74 Adrian †	71
110 Thomas More †	94
68 Albright	84
74 St. Mary's (Md.) ■	65
67 King's (Pa.) ■	78
97 Medaille †	81
68 Rochester Inst.	69
80 Marywood	70
95 Baptist Bible (Pa.) ■	84
71 Salisbury ■	62
69 Richard Stockton ■	83
70 Scranton	60
82 FDU-Florham ■	74
59 Lycoming	72
87 Delaware Valley ■	71
65 Drew	49
63 DeSales ■	62
45 King's (Pa.)	54
60 FDU-Florham	62
68 Scranton ■	66
100 Delaware Valley	80
71 Lycoming ■	68
70 DeSales	83
77 Drew ■	73
74 Lincoln (Pa.) ■	72
66 DeSales	50
70 Lycoming	78

Nickname: Colonels
 Colors: Blue & Gold

Arena: Arnaud Marts Sports Center
 Capacity: 3,500; Year Built: 1988
 AD: Addy Malatesta
 SID: John Seitzinger

WILLAMETTE

Salem, OR 97301-3931III

Coach: Gordie James,
 Cal Poly Pomona 1964

2003-04 RESULTS (17-8)

78 Warner Pacific †	76
112 Western Baptist	100
74 Southern Ore.	71
60 Oregon Tech †	84
106 Cal St. Hayward †	100
55 Pomona-Pitzer †	68
77 Chapman †	82
53 Oregon St.	84
86 Menlo †	70
63 Whitman	64
72 Whitworth	68
67 Lewis & Clark ■	63
75 George Fox	68
91 Puget Sound ■	83
82 Pacific Lutheran ■	71
74 Linfield	61
61 Pacific (Ore.)	54
74 Whitman ■	54
57 Whitworth ■	58
75 George Fox ■	67
58 Lewis & Clark	61
71 Puget Sound	99
87 Pacific Lutheran	73
67 Pacific (Ore.) ■	49
63 Linfield ■	55

Nickname: Bearcats
 Colors: Cardinal & Old Gold
 Arena: Cone Fieldhouse
 Capacity: 2,600; Year Built: 1974
 AD: Mark Majeski
 SID: Cliff Voliva

WILLIAM & MARY

Williamsburg, VA 23187.....I

Coach: Tony Shaver,
 North Carolina 1976

2003-04 RESULTS (7-21)

91 Liberty ■	64
86 Radford	89
80 St. Francis (N.Y.) †	60
57 George Washington	73
67 UNC Wilmington ■	66
60 Va. Commonwealth	71
72 Hampton ■	79
54 Virginia Tech	80
82 Campbell ■	67
55 Pittsburgh	70
71 Virginia	84
59 UNC Wilmington	67
71 George Mason ■	84
67 Towson	73
76 Drexel ■	80
82 Delaware	93
71 Hofstra	98
86 Old Dominion ■	77
99 James Madison	86
62 George Mason	78
76 James Madison ■	83
72 Drexel	83
68 Delaware ■	73
69 Hofstra	78
74 Towson ■	68
76 Old Dominion	79
59 Va. Commonwealth ■	74
65 Towson †	70

Nickname: Tribe
 Colors: Green, Gold & Silver

Arena: William and Mary Hall
 Capacity: 8,600; Year Built: 1970
 AD: Edward C. Driscoll Jr.
 SID: Dan Wakely

WM. PATERSON

Wayne, NJ 07470-2152III

Coach: Jose Rebimbas, Seton Hall 1990

2003-04 RESULTS (16-11)

46 Rutgers-Newark	57
53 Keystone	51
62 TCNJ ■	60
69 Medgar Evers †	46
60 Kean ■	57
69 Merchant Marine ■	57
73 CCNY ■	47
52 York (N.Y.) ■	55
60 John Jay	67
70 Farmingdale	61
63 FDU-Florham ■	55
72 New Paltz St. ■	44
54 Rowan	68
68 Rutgers-Camden	58
68 Ramapo	66
58 Mt. St. Mary (N.Y.)	50
48 Montclair St.	57
54 Purchase St. †	52
48 Manhattanville	64
57 Richard Stockton	64
58 New Jersey City ■	69
66 TCNJ	70
82 Rutgers-Camden ■	60
69 Montclair St. ■	49
58 New Jersey City	62
74 Ramapo	71
72 New Jersey City	85

Nickname: Pioneers
 Colors: Orange & Black
 Arena: Rec Center
 Capacity: 4,000; Year Built: 1984
 AD: Sabrina Grant
 SID: Joe Martinelli

WILLIAMS

Williamstown, MA 01267III

Coach: David Paulsen, Williams 1987

2003-04 RESULTS (30-2)

85 Cortland St. ■	66
87 Southern Vt. ■	59
55 Union (N.Y.) ■	48
118 Fisher †	63
98 Mass.-Boston	51
91 Babson	65
78 Holy Cross	71
92 Mass. Liberal Arts ■	65
78 Rensselaer	66
76 New Jersey City ■	65
93 Wesleyan (Conn.)	87
62 Amherst	78
104 Middlebury ■	71
77 Hamilton	63
81 Trinity (Conn.) ■	64
84 Amherst ■	80
75 Lasell ■	65
82 Bowdoin	67
93 Colby	69
86 Springfield ■	51
85 Connecticut Col. ■	50
103 Wesleyan (Conn.) ■	81
86 Bates	83
75 Tufts	52
74 Middlebury ■	52
94 Bates ■	86
79 Amherst ■	67
91 Salem St. ■	77
78 Brockport St. ■	50
79 Keene St. ■	64
86 Amherst †	81
82 Wis.-Stevens Point †	84

Nickname: Ephs
 Colors: Purple & Gold
 Arena: Chandler Gymnasium
 Capacity: 2,900; Year Built: 1988
 AD: Harry Sheehy
 SID: Dick Quinn

WILMINGTON (DEL.)

New Castle, DE 19720II

Coach: David Paulsen, Williams 1987

2003-04 RESULTS (7-20)

51 Salem Int'l †	91
73 West Virginia St. †	91
57 Phila. Sciences ■	86
68 N.J. Inst. of Tech.	62
62 Felician ■	75
62 Caldwell	78
88 Widener ■	92
53 Southern N.H. ■	73
93 Southern Va. ■	78
96 Teikyo Post ■	104
76 Goldey-Beacom ■	82
63 Nyack	71
70 Holy Family	83
60 Dominican (N.Y.) ■	83
74 Caldwell	64
66 Nyack ■	67
88 Teikyo Post	104
89 Christendom	77
80 Goldey-Beacom	91
88 Bloomfield ■	99
58 Felician	69
72 Phila. Sciences	93
74 Columbia Union ■	73
62 Dominican (N.Y.)	81
69 N.J. Inst. of Tech. ■	66
85 Bloomfield	106
91 Holy Family ■	87

Nickname: Wildcats
 Colors: Green & White
 AD: Frank Aiello
 SID: To be named

WILMINGTON (OHIO)

Wilmington, OH 45177.....III

Coach: Will Rey, Northeastern Ill. 1975

2003-04 RESULTS (1-25)

67 North Central	80
57 Palm Beach Atl. †	67
62 Thomas More ■	74
54 Rose-Hulman	58
63 Heidelberg ■	61
64 Ohio Northern	98
94 Baldwin-Wallace	95
64 Franklin	86
68 John Carroll ■	85
47 Maryville (Tenn.)	74
63 Muskingum	67
64 Mount Union	103
65 Otterbein ■	75
87 Marietta ■	91
49 Earlham	70
62 Capital	82
60 Baldwin-Wallace ■	76
58 Ohio Northern ■	62
54 Marietta	59
57 Capital ■	66
63 John Carroll	68
43 Muskingum ■	55
58 Mount Union ■	81
67 Otterbein	74
63 Heidelberg	87
60 Muskingum	65

Nickname: Quakers
 Colors: Green & White
 Arena: Hermann Court
 Capacity: 3,000; Year Built: 1966
 AD: Terry A. Rupert
 SID: Bill Salyer

WINGATE

Wingate, NC 28174II

Coach: Parker Laketa, Kansas St. 1986

2003-04 RESULTS (9-19)

76 North Greenville.....	61
78 Clayton St. †.....	79
72 Johnson Smith.....	85
72 Lander ■.....	70
78 Pfeiffer.....	96
77 Coker ■.....	70
83 Johnson Smith ■.....	95
80 Queens (N.C.).....	101
80 Eckerd †.....	89
68 Barber-Scotia ■.....	74
81 Kennesaw St. ■.....	90
90 S.C.-Aiken.....	94
88 Carson-Newman ■.....	85
67 Presbyterian ■.....	69
81 Newberry.....	101
90 Catawba.....	91
79 Mars Hill ■.....	75
87 Lenoir-Rhyne.....	93
85 Tusculum.....	100
81 North Greenville ■.....	67
74 Carson-Newman.....	94
59 Presbyterian.....	62
79 Newberry ■.....	69
79 Catawba ■.....	71
66 Mars Hill.....	90
82 Lenoir-Rhyne ■.....	110
76 Tusculum ■.....	71
83 Carson-Newman †.....	89

Nickname: Bulldogs
 Colors: Navy Blue & Old Gold
 Arena: Cuddy Arena
 Capacity: 2,300; Year Built: 1986
 AD: Steve Poston
 SID: David Sherwood

WINONA ST.

Winona, MN 55987-5838II

Coach: Mike Leaf,
 St. Mary's (Minn.) 1983

2003-04 RESULTS (17-12)

66 Neb.-Omaha ■.....	71
95 St. Mary's (Minn.) ■.....	61
85 Minn. St.-Mankato ■.....	68
74 Metro St. †.....	69
67 Michigan Tech †.....	75
56 South Dakota †.....	92
78 Augustana (S.D.) †.....	71
70 Viterbo.....	63
70 Wis.-Parkside ■.....	61
65 South Dakota St.....	102
65 North Dakota †.....	69
89 Minn.-Crookston ■.....	76
73 Bemidji St. ■.....	92
88 Wayne St. (Neb.).....	89
77 Minn. Duluth.....	78
78 Southwest Minn. St.....	59
77 Concordia-St. Paul ■.....	45
71 Northern St.....	83
83 Minn. St. Moorhead.....	55
85 Minn. Duluth ■.....	79
85 Bemidji St.....	96
91 Minn.-Crookston.....	69
84 Southwest Minn. St. ■.....	73
87 Wayne St. (Neb.) ■.....	70
79 Concordia-St. Paul.....	62
73 Minn. St. Moorhead ■.....	67
47 Northern St. ■.....	60
71 Southwest Minn. St. ■.....	65
80 Northern St. †.....	83

Nickname: Warriors
 Colors: Purple & White
 Arena: McCown Gymnasium
 Capacity: 3,500; Year Built: 1973
 AD: Larry Holstad
 SID: Michael Herzberg

WINSTON-SALEM

Winston-Salem, NC 27110II

Coach: Phillip Stitt, Brewton Parker 1979

2003-04 RESULTS (16-12)

70 Longwood ■.....	71
52 Lander.....	46
68 Spalding †.....	41
76 Bellarmine.....	71
83 Central St. (Ohio) ■.....	66
75 Bowie St.....	72
80 Mars Hill ■.....	68
79 Glenville St. ■.....	66
55 Virginia Union.....	58
73 Augusta St. ■.....	62
99 Wilberforce ■.....	70
76 Queens (N.C.) ■.....	56
52 St. Augustine's.....	57
62 Elizabeth City St. ■.....	49
78 Livingstone.....	50
61 Shaw.....	70
83 St. Paul's ■.....	56
61 Johnson Smith.....	62
66 Virginia St.....	73
65 Fayetteville St. ■.....	77
75 N.C. Central.....	68
67 St. Augustine's.....	82
58 Johnson Smith ■.....	78
113 Livingstone ■.....	91
70 Fayetteville St.....	76
65 N.C. Central.....	97
83 Longwood.....	77
58 Virginia St. †.....	67

Nickname: Rams
 Colors: Scarlet & White
 Arena: C.E. Gaines Center
 Capacity: 3,100; Year Built: 1978
 AD: Percy Caldwell
 SID: Chris Zona

WINTHROP

Rock Hill, SC 29733I

Coach: Gregg Marshall,
 Randolph-Macon 1985

2003-04 RESULTS (16-12)

44 Kentucky.....	65
96 Me.-Machias ■.....	46
65 Coker ■.....	50
67 Eastern Ky. ■.....	66
64 Samford ■.....	66
84 Hampton ■.....	74
80 Georgia.....	60
49 Wyoming.....	79
67 Weber St.....	69
71 Western Mich. †.....	76
70 San Diego †.....	66
54 Birmingham-So. ■.....	61
78 Radford ■.....	76
62 High Point.....	77
78 VMI ■.....	62
76 UNC Asheville.....	62
66 Coastal Caro.....	65
68 Charleston So. ■.....	50
69 Birmingham-So.....	70
50 Liberty.....	66
61 VMI.....	68
51 Coastal Caro. ■.....	50
53 Radford.....	52
78 High Point ■.....	67
62 Liberty ■.....	74
72 Charleston So.....	48
75 UNC Asheville ■.....	68
46 UNC Asheville ■.....	49

Nickname: Eagles
 Colors: Garnet & Gold
 Arena: Winthrop Coliseum
 Capacity: 6,100; Year Built: 1982
 AD: Thomas N. Hickman
 SID: Jack Frost

WISCONSIN

Madison, WI 53711I

Coach: Bo Ryan, Wilkes 1969

2003-04 RESULTS (25-7)

64 Pennsylvania.....	53
81 Eastern Ill. ■.....	47
55 Rutgers ■.....	43
67 Maryland.....	73
68 Detroit ■.....	42
73 Wis.-Green Bay ■.....	57
89 Wis.-Milwaukee ■.....	71
63 Marquette ■.....	59
71 Ohio †.....	48
56 Alabama.....	71
75 Col. of Charleston ■.....	49
79 Indiana ■.....	45
77 Michigan St. ■.....	64
51 Purdue.....	53
74 Michigan ■.....	63
76 Illinois.....	56
69 Ohio St.....	57
80 Minnesota ■.....	66
51 Northwestern.....	69
54 Iowa.....	52
78 Ohio St. ■.....	48
57 Illinois.....	65
59 Michigan.....	71
68 Penn St. ■.....	45
82 Purdue ■.....	46
68 Michigan St.....	64
70 Indiana.....	52
66 Minnesota †.....	52
68 Michigan St. †.....	66
70 Illinois †.....	53
76 Richmond †.....	64
55 Pittsburgh †.....	59

Nickname: Badgers
 Colors: Cardinal & White
 Arena: Kohl Center
 Capacity: 17,142; Year Built: 1998
 AD: Pat Richter
 SID: Brian Lucas

WIS. LUTHERAN

Milwaukee, WI 53226III

Coach: Skip Noon, Martin Luther 1986

2003-04 RESULTS (12-15)

70 Elmhurst.....	94
84 Wis.-Eau Claire ■.....	69
40 Carleton †.....	73
98 Northwestern (Minn.) †.....	88
62 Wis.-Whitewater ■.....	83
55 Simpson †.....	87
91 MacMurray †.....	83
73 Kalamazoo ■.....	70
70 Concordia (Wis.).....	67
70 Rockford †.....	78
75 St. Olaf †.....	67
62 Whitworth †.....	84
52 Edgewood ■.....	62
68 Milwaukee Engr. ■.....	76
63 Lakeland ■.....	67
99 Concordia (Ill.).....	94
78 Marian (Wis.) ■.....	63
84 Maranatha Baptist ■.....	65
65 Milwaukee Engr.....	82
54 Edgewood.....	78
61 Lakeland.....	74
71 Concordia (Wis.) ■.....	82
79 Marian (Wis.).....	80
69 Maranatha Baptist.....	60
75 Milwaukee Engr.....	70
91 Concordia (Wis.).....	81
54 Lakeland.....	60

Nickname: Warriors
 Colors: Forest Green & White

Arena: The REX
 Capacity: 2,500; Year Built: 1992
 AD: Edward Noon
 SID: Cheryl Pasbrg

WIS.-EAU CLAIRE

Eau Claire, WI 54702-4004III

Coach: Terry Gibbons,
 Wis.-Oshkosh 1983

2003-04 RESULTS (11-15)

55 Coe ■.....	53
56 Cardinal Stritch ■.....	68
69 Wis. Lutheran.....	84
66 Wittenberg †.....	64
56 Hanover.....	63
51 Wis.-La Crosse.....	43
62 Wis.-Stout ■.....	58
64 Wis.-Superior.....	78
83 St. Scholastica ■.....	54
73 Finlandia ■.....	53
52 Viterbo ■.....	46
58 Wis.-Stevens Point.....	70
56 Wis.-River Falls ■.....	73
80 Wis.-Whitewater ■.....	79
45 Wis.-Oshkosh.....	65
78 St. Mary's (Minn.) ■.....	50
55 Wis.-Platteville ■.....	56
57 Wis.-Stout.....	59
58 Wis.-Superior ■.....	49
57 Wis.-Whitewater.....	77
66 Wis.-La Crosse ■.....	67
60 Wis.-River Falls.....	68
47 Wis.-Oshkosh ■.....	57
68 Wis.-Stevens Point ■.....	80
65 Wis.-Platteville.....	61
69 Wis.-River Falls.....	82

Nickname: Bugolds
 Colors: Navy Blue & Old Gold
 Arena: W.L. Zorn Arena
 Capacity: 2,450; Year Built: 1952
 AD: Scott Kilgallon
 SID: Tim Petermann

WIS.-GREEN BAY

Green Bay, WI 54311-7001I

Coach: Tod Kowalczyk,
 Minn.-Duluth 1989

2003-04 RESULTS (17-11)

62 Southeast Mo. St.....	63
55 IUPUI.....	66
70 Western Ill. ■.....	55
56 Iowa.....	82
70 Chicago St. ■.....	65
57 Wisconsin.....	73
86 Western Ill.....	69
78 Minn. Duluth ■.....	67
70 Butler.....	63
80 Savannah St. ■.....	59
75 Troy St. ■.....	62
70 Cleveland St. ■.....	69
53 Wright St.....	46
62 Youngstown St. ■.....	52
60 Butler ■.....	50
70 Wis.-Milwaukee ■.....	82
60 Loyola (Ill.).....	55
57 Ill.-Chicago.....	74
53 Detroit ■.....	52
70 Wis.-Milwaukee.....	81
60 Cleveland St.....	58
73 Youngstown St.....	70
80 Loyola (Ill.) ■.....	73
55 Ill.-Chicago ■.....	63
75 Northern Iowa ■.....	82
52 Detroit.....	61
76 Wright St. ■.....	65
50 Butler.....	72

Nickname: Phoenix
 Colors: Green, White & Red

Arena: Resch Center
Capacity: 10,200; Year Built: 2002
AD: Ken Bothof
SID: Brian Nicol

WIS.-LA CROSSE

La Crosse, WI 54601III

Coach: Ken Koelbl, Viterbo 1990

2003-04 RESULTS (11-14)

73 Grand View †	58
53 Wartburg	60
42 Viterbo	61
56 St. Mary's (Minn.) ■	50
43 Wis.-Eau Claire ■	51
54 Wis.-Platteville	68
60 Wis.-River Falls ■	77
74 Maryville (Mo.) ■	65
69 Milwaukee Engr. ■	50
63 Northland ■	45
66 St. Scholastica †	50
54 Edgewood	41
43 Wis.-Superior	62
39 Wis.-Stevens Point ■	83
48 Wis.-Stout ■	67
47 Wis.-Oshkosh	65
62 Wis.-Whitewater ■	92
54 Wis.-Platteville ■	67
58 Wis.-River Falls	75
61 Wis.-Stevens Point	70
67 Wis.-Eau Claire	66
74 Wis.-Superior ■	63
67 Wis.-Stout	60
75 Wis.-Whitewater	82
65 Wis.-Oshkosh ■	50

Nickname: Eagles
Colors: Maroon & Gray
Arena: Mitchell Hall
Capacity: 2,880; Year Built: 1964
AD: Joe Baker
SID: David Johnson

WIS.-MILWAUKEE

Milwaukee, WI 53211I

Coach: Bruce Pearl,
Boston College 1982

2003-04 RESULTS (20-11)

95 Montana ■	83
90 Concordia-St. Paul ■	62
77 Southern Ill. ■	81
87 Prairie View	70
71 North Carolina St.	77
86 Valparaiso	82
71 Wisconsin	89
78 Ill.-Chicago ■	62
64 Santa Clara	66
85 Idaho St. †	70
49 Air Force	71
82 Detroit ■	74
71 Butler ■	59
97 Loyola (Ill.)	87
80 Youngstown St. ■	74
82 Wis.-Green Bay	70
78 Cleveland St.	64
85 Detroit	68
68 Wright St.	53
81 Wis.-Green Bay ■	70
82 Ill.-Chicago	86
72 Wright St. ■	66
77 Loyola (Ill.) ■	71
84 Youngstown St.	85
58 Butler	75
76 Manhattan ■	83
88 Cleveland St. ■	63
58 Detroit †	50
62 Ill.-Chicago ■	65
91 Rice ■	63
70 Boise St. †	73

Nickname: Panthers
Colors: Black & Gold

Arena: Klotsche Center
Capacity: 5,000; Year Built: 1977
AD: Bud K. Haidet
SID: Kevin O'Connor

WIS.-OSHKOSH

Oshkosh, WI 54901-8683III

Coach: Ted Van Dellen,
Wis.-Oshkosh 1978

2003-04 RESULTS (14-13)

73 St. Norbert	65
58 Lawrence	73
60 Luther ■	48
72 Wis.-Platteville ■	64
60 Wis.-River Falls	59
71 Marian (Wis.) ■	50
80 Finlandia ■	54
60 Utica/Rome †	54
55 Wis.-Stevens Point †	63
52 Edgewood ■	56
74 Beloit	49
61 Wis.-Stout ■	74
50 Wis.-Whitewater	64
75 Wis.-Superior ■	60
65 Wis.-Eau Claire ■	45
65 Wis.-La Crosse	47
53 Wis.-Stevens Point	68
65 Wis.-River Falls ■	62
58 Wis.-Superior	76
55 Wis.-Platteville	63
64 Wis.-Whitewater ■	68
57 Wis.-Eau Claire	47
62 Wis.-Stout	70
61 Wis.-Stevens Point ■	63
50 Wis.-La Crosse	65
52 Wis.-Whitewater	49
59 Wis.-Stevens Point	70

Nickname: Titans
Colors: Black, Gold & White
Arena: Kolf Sports Center
Capacity: 5,800; Year Built: 1971
AD: Allen F. Ackerman
SID: Kennan Timm

WIS.-PARKSIDE

Kenosha, WI 53141-2000II

Coach: Luke Reigel, Wis.-Platteville 1997

2003-04 RESULTS (8-19)

61 Hillsdale ■	60
73 St. Norbert	66
58 Michigan Tech ■	68
61 Lewis ■	75
74 Indianapolis ■	78
79 Northern Ky. ■	80
68 Concordia-St. Paul	70
61 Winona St.	70
86 Ill.-Springfield ■	75
89 Calumet Col. ■	65
54 Ky. Wesleyan	82
63 Southern Ind.	71
77 Quincy ■	65
60 SIU Edwardsville ■	66
86 St. Joseph's (Ind.) ■	73
67 Northern Ky.	72
81 Bellarmine	84
82 Southern Ind. ■	90
76 Mo.-St. Louis ■	81
62 SIU Edwardsville	74
63 Lewis	80
60 St. Joseph's (Ind.)	85
57 Indianapolis	83
77 Bellarmine ■	58
75 Ky. Wesleyan ■	85
78 Mo.-St. Louis	71
65 Quincy	67

Nickname: Rangers
Colors: Green, White & Black

Arena: DeSimone Gymnasium
Capacity: 2,120; Year Built: 1970
AD: David C. Williams
SID: Steve Kratochvil

WIS.-PLATTEVILLE

Platteville, WI 53818-3099III

Coach: Paul Combs, Ripon 1993

2003-04 RESULTS (16-12)

78 Washington-St. Louis †	83
85 Eastern †	78
71 Dubuque ■	55
78 Loras ■	76
64 Wis.-Oshkosh	72
68 Wis.-La Crosse ■	54
65 Wis.-Whitewater	73
59 DePauw †	50
80 Cardinal Stritch †	68
72 Siena Heights †	74
58 Wis.-Superior ■	42
63 Wis.-Stevens Point ■	60
45 Wis.-Stout	62
72 Concordia (Wis.)	47
57 Wis.-River Falls ■	56
56 Wis.-Eau Claire	55
67 Wis.-La Crosse	54
47 Edgewood ■	44
64 Wis.-Whitewater ■	69
68 Wis.-Stout ■	67
63 Wis.-Oshkosh ■	55
51 Wis.-Stevens Point	69
72 Wis.-Superior	82
61 Wis.-Eau Claire ■	65
47 Wis.-River Falls	50
71 Wis.-Stout ■	68
65 Wis.-River Falls	62
50 Wis.-Stevens Point	68

Nickname: Pioneers
Colors: Blue & Orange
Arena: Williams Fieldhouse
Capacity: 2,300; Year Built: 1962
AD: Mark Molesworth
SID: Paul Erickson

WIS.-RIVER FALLS

River Falls, WI 54022III

Coach: Rick Bowen, Indiana 1966

2003-04 RESULTS (20-7)

74 Pacific Lutheran †	63
102 Puget Sound	104
80 Macalester	77
69 St. Cloud St.	72
38 Wis.-Stevens Point	56
59 Wis.-Oshkosh ■	60
77 Wis.-La Crosse	60
76 Viterbo ■	66
69 Northwestern (Minn.)	41
73 North Cent. (Minn.) ■	63
56 St. Thomas (Minn.) ■	50
81 Wis.-Whitewater ■	72
73 Wis.-Eau Claire	56
69 Wis.-Superior ■	53
56 Wis.-Platteville	57
71 Wis.-Stout	63
62 Wis.-Oshkosh	65
76 Marian (Wis.)	57
75 Wis.-La Crosse ■	58
70 Wis.-Stevens Point ■	59
68 Wis.-Eau Claire ■	60
79 Wis.-Superior	76
72 Wis.-Whitewater	70
64 Wis.-Stout	61
50 Wis.-Platteville ■	47
82 Wis.-Eau Claire ■	69
62 Wis.-Platteville ■	65

Nickname: Falcons
Colors: Red & White
Arena: Karges Center
Capacity: 2,000; Year Built: 1958

AD: Richard H. Bowen
SID: Jim Thies

WIS.-STEVENS POINT

Stevens Point, WI 54481III

Coach: Jack Bennett, Ripon 1971

2003-04 RESULTS (29-5)

67 Northland ■	37
80 Kendall ■	66
83 Marian (Wis.) ■	39
56 Wis.-River Falls ■	38
96 Calumet Col. ■	60
80 Carroll (Wis.) ■	68
73 Wis.-Stout	64
70 Kalamazoo †	52
63 Wis.-Oshkosh †	55
72 Edgewood	54
70 Wis.-Eau Claire ■	58
60 Wis.-Platteville	63
83 Wis.-La Crosse	39
69 Wis.-Whitewater ■	71
54 Wis.-Superior	57
68 Wis.-Oshkosh ■	53
67 Viterbo	52
84 Wis.-Stout ■	70
70 Wis.-La Crosse ■	61
59 Wis.-River Falls	70
69 Wis.-Platteville ■	51
79 Wis.-Whitewater	59
80 Wis.-Eau Claire	68
63 Wis.-Oshkosh	61
52 Wis.-Superior ■	61
83 Wis.-Superior	73
70 Wis.-Oshkosh ■	59
68 Wis.-Platteville ■	50
84 Benedictine (Ill.) ■	58
66 Gust. Adolphus	55
100 Puget Sound	79
82 Lawrence †	81
87 John Carroll †	62
84 Williams †	82

Nickname: Pointers
Colors: Purple & Gold
Arena: Quandt Fieldhouse
Capacity: 3,281; Year Built: 1969
AD: Frank O'Brien
SID: Jim Strick

WIS.-STOUT

Menomonie, WI 54751-0790III

Coach: Ed Andrist, Wis.-Stout 1976

2003-04 RESULTS (14-11)

69 Sewanee	66
71 Lynchburg †	66
60 Transylvania	62
64 Manchester	60
84 Northwestern (Minn.) ■	60
61 Carleton ■	54
70 Wis.-Superior ■	60
58 Wis.-Eau Claire	62
64 Wis.-Stevens Point ■	73
96 Elmhurst	97
78 Viterbo ■	66
74 Wis.-Oshkosh	61
62 Wis.-Platteville ■	45
67 Wis.-La Crosse	48
66 Wis.-Whitewater	79
63 Wis.-River Falls ■	71
59 Wis.-Eau Claire	57
70 Wis.-Stevens Point	84
67 Wis.-Platteville	68
73 Wis.-Superior	59
60 Wis.-La Crosse ■	67
70 Wis.-Oshkosh ■	62
61 Wis.-River Falls	64
76 Wis.-Whitewater ■	56
68 Wis.-Platteville	71

Nickname: Blue Devils
 Colors: Navy & White
 Arena: Johnson Fieldhouse
 Capacity: 1,900; Year Built: 1965
 AD: Steve Terry
 SID: Layne Pitt

WIS.-SUPERIOR

Superior, WI 54880-4500III

Coach: Jeff Kaminsky,
 Grand Valley St. 1985

2003-04 RESULTS (12-14)

68	Augsburg †	69
86	Finlandia †	51
77	Northland	63
77	Bemidji St. ■	80
60	Wis.-Stout	70
71	Wis.-Whitewater ■	78
78	Wis.-Eau Claire ■	64
78	Finlandia	80
59	St. Thomas (Minn.) †	57
89	North Cent. (Minn.) †	73
42	Wis.-Platteville	58
62	Wis.-La Crosse ■	43
60	Wis.-Oshkosh	75
53	Wis.-River Falls	69
57	Wis.-Stevens Point ■	54
66	St. Scholastica ■	65
59	Wis.-Whitewater	64
49	Wis.-Eau Claire	58
76	Wis.-Oshkosh ■	58
59	Wis.-Stout ■	73
63	Wis.-La Crosse	74
76	Wis.-River Falls ■	79
82	Wis.-Platteville ■	72
82	Finlandia ■	69
61	Wis.-Stevens Point	52
73	Wis.-Stevens Point	83

Nickname: Yellowjackets
 Colors: Gold, Black, & White
 Arena: Gates Fieldhouse
 Capacity: 2,500; Year Built: 1966
 AD: Steven E. Nelson
 SID: Chris Vito

WIS.-WHITEWATER

Whitewater, WI 53190III

Coach: Pat Miller,
 Wis.-Whitewater 1989

2003-04 RESULTS (20-6)

72	Transylvania	64
82	DePauw †	68
123	Caltech †	35
101	Colorado Col.	90
83	Wis. Lutheran	62
78	Wis.-Superior	71
73	Wis.-Platteville ■	65
64	Carroll (Wis.)	63
85	Beloit ■	59
83	Coe ■	72
72	Wis.-River Falls	81
64	Wis.-Oshkosh ■	50
79	Wis.-Eau Claire	80
71	Wis.-Stevens Point	69
79	Wis.-Stout ■	66
92	Wis.-La Crosse	62
64	Wis.-Superior ■	59
69	Wis.-Platteville	64
77	Wis.-Eau Claire ■	57
88	Lakeland ■	61
68	Wis.-Oshkosh	64
59	Wis.-Stevens Point ■	79
70	Wis.-River Falls	72
82	Wis.-La Crosse ■	75
56	Wis.-Stout	76
49	Wis.-Oshkosh ■	52

Nickname: Warhawks
 Colors: Purple & White

Arena: Williams Center
 Capacity: 3,000; Year Built: 1967
 AD: Shawn Eichorst
 SID: Tom Fick

WITTENBERG

Springfield, OH 45504III

Coach: Bill L. Brown, Wittenberg 1973

2003-04 RESULTS (24-5)

82	Eastern ■	59
74	Washington-St. Louis ■	69
64	Wis.-Eau Claire †	66
73	Olivet †	72
68	Cedarville	70
72	Allegheny	64
57	Otterbein ■	67
80	Urbana	59
85	Ohio Northern ■	67
72	Case Reserve ■	62
67	Oberlin	48
89	Kenyon ■	56
74	Denison ■	29
58	Wabash	46
72	Wooster ■	62
70	Ohio Wesleyan ■	49
91	Hiram ■	49
84	Earlham	53
67	Denison	56
84	Wabash ■	46
75	Hiram	57
87	Earlham ■	51
73	Wooster	62
60	Ohio Wesleyan	50
85	Allegheny ■	66
71	Denison ■	46
71	Wabash ■	54
71	Wooster	100
65	John Carroll ■	84

Nickname: Tigers
 Colors: Red & White
 Arena: Health, PE & Rec Center
 Capacity: 3,000; Year Built: 1982
 AD: Garnett Purnell
 SID: Ryan Maurer

WOFFORD

Spartanburg, SC 29303-3663I

Coach: Mike Young,
 Emory & Henry 1986

2003-04 RESULTS (9-20)

70	Tennessee	81
88	Emmanuel (Ga.) ■	42
77	Clemson	84
102	Toccoa Falls Inst. ■	42
72	Texas	103
79	Charleston So. ■	73
79	Western Caro. ■	93
65	Florida A&M	90
59	Vanderbilt	90
64	Dayton	81
70	Minnesota	82
63	Ga. Southern	81
99	Appalachian St.	92
63	Lynchburg ■	47
83	Davidson ■	76
73	Ga. Southern ■	82
55	Furman	91
54	East Tenn. St.	76
64	Elon ■	77
62	Col. of Charleston	82
78	Citadel	68
80	UNC Greensboro ■	85
85	Col. of Charleston ■	76
73	Furman ■	77
63	Davidson	73
65	Citadel ■	68
79	Chattanooga	90
85	UNC Greensboro †	82
69	Ga. Southern †	82

Nickname: Terriers
 Colors: Old Gold & Black
 Arena: Benjamin Johnson Arena
 Capacity: 3,500; Year Built: 1981
 AD: Richard Johnson
 SID: Mark Cohen

WOOSTER

Wooster, OH 44691III

Coach: Steve Moore, Wittenberg 1974

2003-04 RESULTS (26-4)

67	St. Thomas (Minn.) ■	55
72	Otterbein ■	66
71	Capital	74
71	Mount Union	56
84	Denison	67
81	Ohio Wesleyan ■	55
80	Westminster (Pa.) ■	61
72	Transylvania	55
93	MacMurray ■	55
68	Hanover	61
92	Oberlin ■	49
75	Earlham ■	63
81	Kenyon	64
62	Wittenberg	72
95	Hiram ■	50
71	Wabash ■	50
82	Allegheny	64
73	Earlham	65
90	Kenyon ■	63
68	Wabash	45
72	Allegheny ■	53
62	Wittenberg ■	73
82	Hiram	50
63	Ohio Wesleyan	52
87	Kenyon ■	49
72	Ohio Wesleyan †	67
100	Wittenberg	71
70	Potsdam St. ■	56
58	Ill. Wesleyan ■	53
64	John Carroll ■	70

Nickname: Fighting Scots
 Colors: Black & Old Gold
 Arena: Timken Gymnasium
 Capacity: 3,400; Year Built: 1968
 AD: Keith D. Beckett
 SID: Hugh Howard

WPI

Worcester, MA 01609III

Coach: Chris Bartley, Mass.-Lowell 1994

2003-04 RESULTS (20-8)

94	Becker †	43
73	Nichols	49
57	Curry ■	53
86	Anna Maria ■	66
70	Mount Ida	74
59	Endicott	62
71	Framingham St.	60
68	Connecticut Col.	57
63	Roger Williams ■	60
78	Fitchburg St. ■	38
74	Westfield St.	63
89	Brandeis	64
78	Wheaton (Mass.) ■	60
77	Babson	70
78	Clark (Mass.) ■	75
80	Coast Guard ■	59
61	MIT	51
72	Springfield	60
56	Clark (Mass.)	85
57	Mass.-Boston	73
65	Babson ■	66
62	Wheaton (Mass.)	70
67	Coast Guard	53
66	MIT ■	62
91	Springfield ■	72
65	Springfield ■	81
79	Curry ■	52
54	Western Conn. St. ■	68

Nickname: Engineers
 Colors: Crimson & Gray
 Arena: Harrington Auditorium
 Capacity: 3,000; Year Built: 1967
 AD: Dana L. Harmon
 SID: Steve Raczynski

WORCESTER ST.

Worcester, MA 01602-2597III

Coach: Dave Lindberg,
 Worcester St. 1991

2003-04 RESULTS (12-14)

50	Nichols	57
86	Becker †	67
79	Mass.-Dartmouth ■	76
63	Eastern Conn. St.	69
77	Clark (Mass.) ■	83
58	Amherst	79
62	Nichols	70
68	Cazenovia ■	66
58	Hamilton	88
62	Eastern Conn. St. †	58
69	Eastern Nazarene ■	35
95	Anna Maria ■	79
76	Fitchburg St.	78
52	Westfield St. ■	60
70	Framingham St.	64
60	Colby-Sawyer ■	71
73	Mass. Liberal Arts	60
68	Bridgewater St. ■	76
65	Salem St.	82
61	Fitchburg St. ■	58
77	Westfield St.	67
63	Framingham St. ■	47
107	Mass. Liberal Arts ■	101
53	Bridgewater St.	73
48	Salem St. ■	68
52	Salem St.	78

Nickname: Lancers
 Colors: Royal Blue & Gold
 Arena: Lancer Gymnasium
 Capacity: 1,200; Year Built: 1953
 AD: Susan E. Chapman
 SID: John Meany

WRIGHT ST.

Dayton, OH 45435-0001I

Coach: Paul Biancardi, Salem St. 1985

2003-04 RESULTS (14-14)

66	Cedarville ■	68
59	South Fla.	74
60	Morehead St.	65
64	Ball St. ■	50
61	Miami (Ohio)	76
73	Southern Ill. ■	79
69	Youngstown St.	59
66	Toledo	103
74	Brown	71
67	Akron	85
51	Butler ■	39
46	Wis.-Green Bay ■	53
78	Cleveland St.	73
67	Detroit	61
82	Tex.-Pan American ■	60
83	Loyola (Ill.)	68
61	Ill.-Chicago ■	60
54	Butler	53
53	Wis.-Milwaukee ■	68
72	Cleveland St. ■	56
83	Loyola (Ill.) ■	71
66	Wis.-Milwaukee	72
60	Detroit ■	74
66	IPFW ■	64
81	Youngstown St. ■	61
71	Ill.-Chicago	75
65	Wis.-Green Bay	76
59	Loyola (Ill.) ■	76

Nickname: Raiders
 Colors: Green & Gold
 Arena: Ervin J. Nutter Center
 Capacity: 11,019; Year Built: 1990
 AD: Michael J. Cusack
 SID: Robert J. Noss

WYOMING

Laramie, WY 82071I

Coach: Steve McClain,
 Chadron St. 1984

2003-04 RESULTS (11-17)

62	Southern Ill. ■	67
84	Norfolk St. ■	42
84	Middle Tenn. ■	63
67	Kansas St.	80
92	Washington ■	76
55	California.....	80
63	Montana St. †	55
109	Tennessee St. ■	56
79	Winthrop ■	49
61	Creighton ■	66
61	Dayton ■	59
62	Denver.....	63
63	Middle Tenn.	76
82	New Mexico ■	77
49	Utah.....	60
64	Brigham Young.....	78
62	UNLV ■	76
79	San Diego St. ■	71
74	Colorado St.....	75
71	Air Force.....	83
75	New Mexico.....	87
53	Brigham Young ■	67
74	Utah ■	65
66	San Diego St.....	74
80	UNLV.....	95
67	Colorado St. ■	61
47	Air Force ■	52
74	Brigham Young †	79

Nickname: Cowboys
 Colors: Brown & Gold
 Arena: Arena-Auditorium
 Capacity: 15,000; Year Built: 1982
 AD: Gary Barta
 SID: Tim Harkins

XAVIER

Cincinnati, OH 45207-7530I

Coach: Thad Matta, Butler 1990

2003-04 RESULTS (26-11)

62	Coppin St. ■	37
72	Mercer ■	58
76	Oakland ■	66
63	Ball St.....	75
77	Indiana †.....	80
55	Miami (Ohio).....	36
70	Mississippi St.....	82
78	La-Lafayette ■	74
61	Iowa St.....	68
75	Elon ■	58
93	Morehead St. ■	76
68	Alabama ■	47
81	Rhode Island.....	67
58	Duquesne.....	71
73	St. Joseph's ■	81
84	La Salle ■	45
44	Richmond ■	53
60	George Washington.....	81
67	Dayton.....	74
71	Cincinnati ■	69

74	Fordham ■	52
62	Richmond.....	51
64	Massachusetts ■	44
78	La Salle.....	68
67	Dayton ■	60
65	St. Bonaventure.....	49
68	Duquesne ■	74
83	George Washington ■	66
70	Temple.....	69
90	St. Bonaventure †	64
87	St. Joseph's †	67
70	George Washington †	47
58	Dayton.....	49
80	Louisville †	70
89	Mississippi St. †	74
79	Texas †	71
63	Duke †	66

Nickname: Musketeers
 Colors: Blue, Gray & White
 Arena: Cintas Center
 Capacity: 10,250; Year Built: 2000
 AD: Dawn Rogers
 SID: Tom Eiser

YALE

New Haven, CT 06520-8216I

Coach: James Jones, Albany (N.Y.) 1986

2003-04 RESULTS (12-15)

60	Connecticut.....	70
75	Eastern Mich. †	60
70	Coastal Caro. †	65
63	Bucknell.....	62
61	Wake Forest †	86
73	Sacred Heart ■	59
57	Fairfield ■	71
78	St. Peter's.....	80
62	Niagara ■	79
48	South Carolina.....	59
73	American.....	84
59	Rhode Island.....	73
89	Old Westbury ■	59
75	Brown ■	85
65	Brown.....	77
54	Pennsylvania ■	52
47	Princeton ■	49
63	Columbia ■	58
67	Cornell ■	48
78	Dartmouth.....	40
71	Harvard.....	78
58	Princeton.....	70
61	Pennsylvania.....	69
80	Harvard ■	62
58	Dartmouth ■	54
64	Cornell.....	61
79	Columbia.....	88

Nickname: Elis, Bulldogs
 Colors: Yale Blue & White
 Arena: John J. Lee Amphitheater
 Capacity: 3,100; Year Built: 1932
 AD: Thomas A. Beckett
 SID: Tim Bennett

YESHIVA

New York, NY 10033-3201III

Coach: Jonathan Halpert, Yeshiva 1966

2003-04 RESULTS (11-14)

81	Ramapo.....	83
76	Baruch †	61
65	Stevens Institute ■	43
52	Manhattanville ■	62

61	Mt. St. Mary (N.Y.) ■	83
72	Centenary (N.J.).....	55
64	Lehman ■	71
63	Mt. St. Vincent ■	69
66	Gallaudet.....	70
66	CCNY.....	53
59	St. Joseph's (L.I.).....	71
51	Mt. St. Mary (N.Y.).....	67
85	Centenary (N.J.) ■	86
56	Baruch ■	61
69	Brooklyn.....	46
60	Manhattanville.....	59
67	Farmingdale.....	63
64	Maritime (N.Y.) ■	51
71	Polytechnic (N.Y.).....	65
64	Merchant Marine ■	67
55	Stevens Institute.....	52
50	Old Westbury.....	67
90	Mt. St. Vincent.....	93
59	Stevens Institute ■	55
42	Old Westbury.....	60

Nickname: Maccabees
 Colors: Royal Blue & White
 Arena: Max Stern Athletic Center
 Capacity: 1,100; Year Built: 1985
 AD: Richard E. Zerneck
 SID: To be named

YORK (N.Y.)

Jamaica, NY 11451III

Coach: Ronald St. John,
 York (N.Y.) 1980

2003-04 RESULTS (8-17)

49	Ulica †	69
57	St. Joseph (Vt.).....	46
60	Mt. St. Mary (N.Y.).....	63
49	New York U.....	59
41	Rutgers-Newark.....	52
53	Staten Island.....	87
73	Brooklyn ■	68
64	Medgar Evers ■	56
55	Wm. Paterson.....	52
57	City Tech.....	70
57	CCNY.....	59
60	Ramapo ■	87
61	John Jay ■	66
69	Rutgers-Camden ■	61
53	Baruch ■	61
55	Lehman ■	64
75	City Tech ■	72
90	Mt. St. Vincent ■	77
48	Merchant Marine.....	69
56	Staten Island ■	63
82	Brooklyn.....	60
67	Medgar Evers.....	70
75	Hunter.....	76
49	Richard Stockton.....	58
53	John Jay ■	64

Nickname: Cardinals
 Colors: Red & White
 Arena: Health & P.E. Complex
 Capacity: 1,200; Year Built: 1990
 AD: Linda R. Barley
 SID: Lisa Walters

YORK (PA.)

York, PA 17405-7199III

Coach: Jeff Gamber, Millersville 1968

2003-04 RESULTS (11-15)

87	John Jay †	90
74	Heidelberg.....	89

71	Gettysburg ■	79
80	Neumann ■	82
84	Elizabethtown ■	99
72	Gallaudet ■	62
60	Mary Washington.....	75
79	Juniata.....	87
92	Medgar Evers ■	69
67	Widener ■	65
74	Chowan ■	84
85	Montclair St. ■	84
79	Goucher ■	67
87	Salisbury.....	83
87	Marymount (Va.) ■	78
73	St. Mary's (Md.) ■	64
73	Catholic.....	84
68	Mary Washington ■	74
71	Gallaudet.....	60
66	Salisbury ■	68
64	Goucher.....	60
89	Marymount (Va.).....	94
80	Catholic ■	91
67	St. Mary's (Md.).....	72
60	St. Mary's (Md.).....	50
64	Mary Washington.....	68

Nickname: Spartans
 Colors: Kelly Green & White
 Arena: Wolf Gym
 Capacity: 1,200; Year Built: 1964
 AD: Jeffrey L. Gamber
 SID: Scott Guise

YOUNGSTOWN ST.

Youngstown, OH 44555-0001I

Coach: John Robic, Denison 1986

2003-04 RESULTS (8-20)

80	Niagara.....	89
74	Toledo.....	78
77	St. Francis (Pa.) ■	61
61	Boston U.....	83
106	Slippery Rock ■	69
66	Buffalo.....	86
42	Pittsburgh.....	57
59	Wright St. ■	69
67	Oakland ■	70
73	UMKC ■	65
78	Loyola (Ill.).....	85
47	Ill.-Chicago.....	66
52	Wis.-Green Bay.....	62
86	Cleveland St. ■	82
74	Wis.-Milwaukee.....	80
66	Butler ■	67
61	Cleveland St.....	59
76	Loyola (Ill.) ■	75
71	IPFW ■	61
43	Detroit.....	64
70	Wis.-Green Bay ■	73
58	Ill.-Chicago ■	62
85	Wis.-Milwaukee ■	84
61	Wright St.....	81
64	Bowling Green.....	76
76	Butler.....	81
46	Detroit ■	56
57	Butler.....	88

Nickname: Penguins
 Colors: Red & White
 Arena: Beeghy Center
 Capacity: 6,500; Year Built: 1972
 AD: Ron Strollo
 SID: Trevor Parks

provide

We are committed to
providing a

quality
education to
student-athletes

