

DNR-2020-04P-Live

192.168.0.32/dlink/live.html?l.0.74r2

D-Link® DNR-2020-04P

2015/12/23 18:09:50

CH-1 DCS-7110 2.08 Mb/s 1FPS
2015/12/23 18:09:51

Switch Full Screen
Snapshot
Swap

Camera List

- CH01 DCS-7110 (192.168.0.100)
 - Optimize
 - Scan Camera

PTZ Control

Go to Preset:

Preset Name:

Patrol Auto Pan

System Info

NVR : DNR-2020-04P
User : admin
IP Address : 192.168.0.32
PPPoE : Inactive

http://192.168.0.32/dlink/live.html?l.0.74r2

DNR-2020-04P-Live 192.168.0.100

File Edit View Favorites Tools Help

CH-1 DCS-7110
2016/01/07 18:59
1.93Mbps 11FPS

EPTZ
Switch Full Screen
Snapshot
Swap
Streaming

- Main
- Secondary

User : admin
IP Address : 192.168.0.32
PPPoE : Inactive
Rx : 2.15 Mb/s
Tx : 2.07 Mb/s
MAC Address : 00:00:00:80:54:19
System uptime : 14 Day 21 : 08 : 48
Backup Status : Not active

Storage Information

67% Used space
43% Free space

Total Hard Drive Capacity: 596.1 GB

Device	Free	Used	Total
HDD	511.0 MB	297.5 GB	298.0 GB
HDD	254.2 GB	43.8 GB	298.0 GB

Copyright © 2015 D-Link Corporation/D-Link Systems, Inc.

2:38 PM
7/01/2016

DNR-2020-04P-Live


192.168.0.32/dlink/live.html

D-Link®

DNR-2020-04P

2015/12/23 15:28:59

Live Play Back



Log

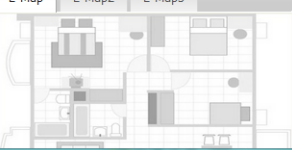
System NVR Event

Date	Time	Info
2015/12/23	15:24:12	admin login Ok from 192.16
2015/12/23	14:12:17	admin login Ok from 192.16
2015/12/23	14:11:15	network set to static IP 192
2015/12/23	13:42:51	admin login Ok from 192.16
2015/12/22	07:13:23	system set to new time 201
2015/12/21	21:13:13	system set to new time zon
2015/12/21	21:10:25	admin login Ok from 192.16
2015/12/21	21:10:05	network set to static IP 192
2015/12/21	21:10:05	admin from 192.168.20.2 d
2015/12/21	21:10:03	admin from 192.168.20.2 d

Previous 1/13 Next

E-Map

E-Map E-Map2 E-Map3



Manual Setup:

D-Link DNR-2020-04P

2016/01/20 18:01:42

Setup

Network

Network Setup

DHCP

Static IP

IP Address: 192.168.0.32 Http Port: 80 Enable PPPoE

Subnet Mask: 255.255.255.0 User Name: _____

Gateway: 192.168.0.253 Password: _____

DNS1: 192.168.0.243 Confirm Password: _____

DNS2: 192.168.0.249 Status: Inactive

DHCP Server

Enable DHCP server

DHCP IP address range: 192.168.0.100 to 192.168.0.199

DHCP lease time: 24 (Hour)

Apple

Enable Bonjour

Bonjour Name: DNR-2020-04P

Save Settings Don't Save Settings

D-Link DNR-2020-04P

2016/01/20 18:05:11

Search

Search: D-link Onvif

IP Address	Model	MAC Address
192.168.0.100	DCS-4602EV	b0:c5:54:17:0f:49
192.168.0.102	DCS-4701E	b0:c5:54:17:0f:3a

Camera List

Delete	Channel	IP Address	Camera Name	Model
—	CH01	192.168.0.102	DCS-4701E	DCS-4701E
—	CH02	192.168.0.100	DCS-4602EV	DCS-4602EV

Camera Preview

DCS-4701E


Camera Name: DCS-4701E

Address: 192.168.0.102 Port: 80

User Name: admin Password: _____

http://192.168.0.32/dlink/live.html?l.0.74r2 DNR-2020-04P-Live

Camera Preview



DCS-4701E

Camera Name : DCS-4701E

Address : 192.168.0.102 Port : 80


User Name : admin Password :

Vendor : D-Link Model : DCS-4701E

Add to Channel : 1

Copyright © 2015 D-Link Corporation/D-Link Systems, Inc.

http://192.168.0.32/dlink/live.html?l.0.74r2 DNR-2020-04P-Live



DNR-2020-04P

2016/01/20 18:08:15

Live

Setup

Network

Network Setup

Dynamic DNS Settings

IP Filter

SNMP

Camera

Audio and Video

Schedule

Recording Schedule

Event

E-Mail Settings

E-Map Settings

Event Settings

Log

Maintenance

Display and Language

User Account

System

Time and Date

Firmware Upgrade

Hard Drive

Recording Settings

Enable scheduled recording Enable audio recording

Enable Automatic Overwrite Keep 7 Day(s) Video [1~99]

Event Settings

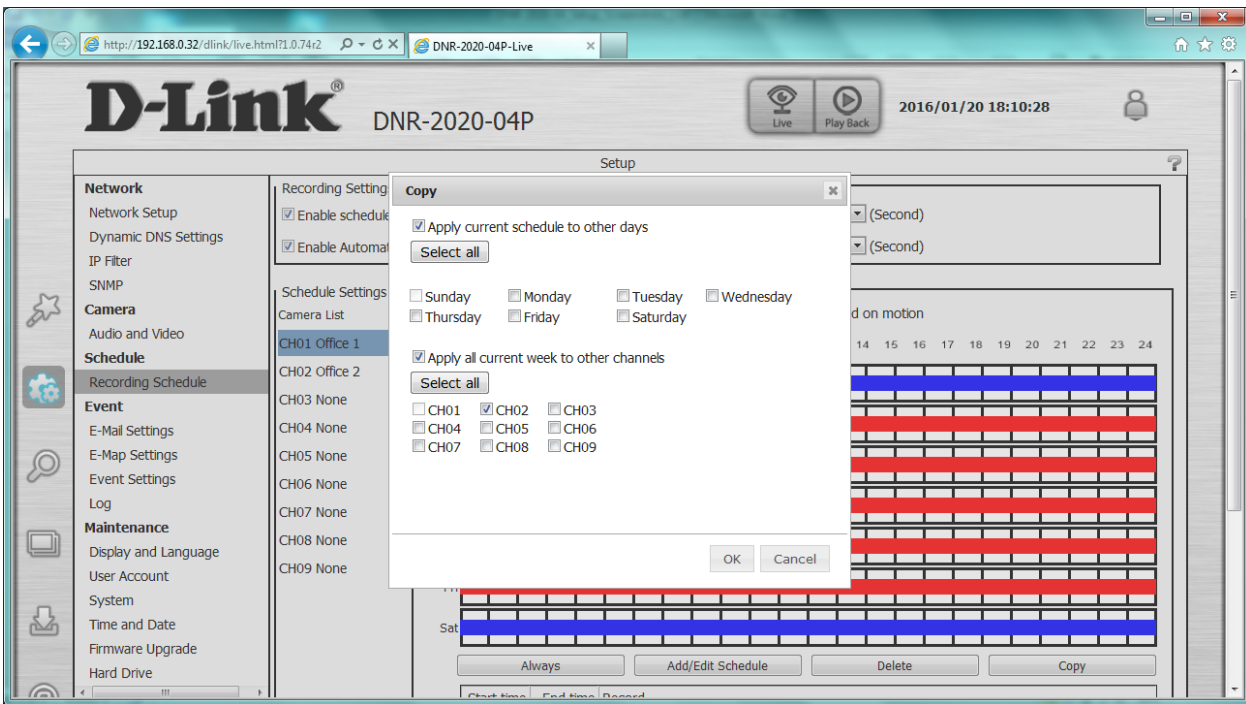
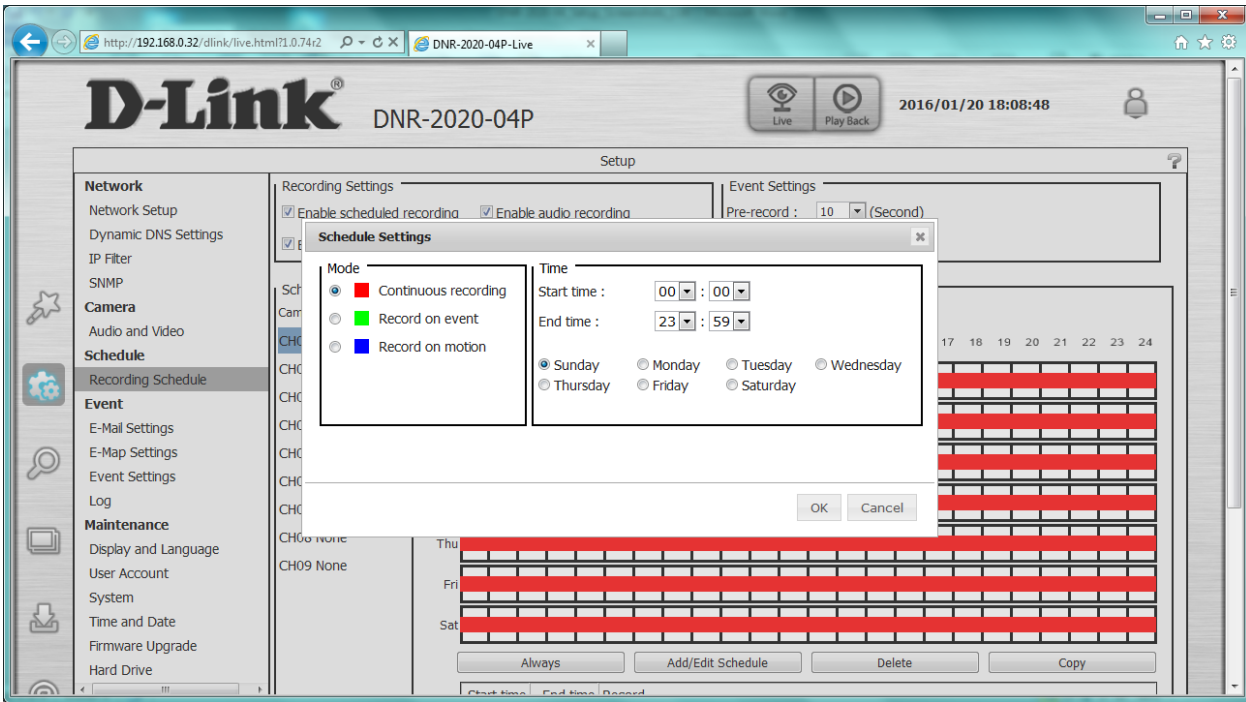
Pre-record : 10 (Second)

Post-record : 10 (Second)

Schedule Settings

Continuous recording
 Record on event
 Record on motion

	00	01	02	03	04	05	06	07	08	09	10	11	12	13	14	15	16	17	18	19	20	21	22	23	24
Sun																									
Mon																									
Tue																									
Wed																									
Thu																									
Fri																									
Sat																									



<http://192.168.0.32/dlink/live.html?l.0.74r2>
DNR-2020-04P-Live

D-Link® DNR-2020-04P

Live Play Back 2016/01/20 18:13:45

Setup

Network

- Network Setup
- Dynamic DNS Settings
- IP Filter
- SNMP
- Camera**
- Audio and Video
- Schedule**
- Recording Schedule
- Event**
- E-Mail Settings**
- E-Map Settings
- Event Settings
- Log
- Maintenance**
- Display and Language
- User Account
- System
- Time and Date
- Firmware Upgrade
- Hard Drive

SMTP Settings

Sender email address:

Server address:

User name:

Password:

Port: This server requires a secure connection (StartTLS)

Contact

User name: Email Address:

Delete	User name	Email Address
-	Bulding Manager	bulding@company.com.au
-	Security Company	security@company.com.au

<http://192.168.0.32/dlink/live.html>
DNR-2020-04P-Live

D-Link® DNR-2020-04P

Live Play Back 2016/01/21 16:41:04

Setup

Network

- Network Setup
- Dynamic DNS Settings
- IP Filter
- SNMP
- Camera**
- Audio and Video
- Schedule**
- Recording Schedule
- Event**
- E-Mail Settings
- E-Map Settings**
- Event Settings
- Log
- Maintenance**
- Display and Language
- User Account
- System
- Time and Date
- Firmware Upgrade
- Hard Drive

- E-Map
- E-Map
- E-Map2
- E-Map3
- Camera
- Office 1
- Office 2

http://192.168.0.32/dlink/live.html DNR-2020-04P-Live 2016/01/21 16:44:15

D-Link® DNR-2020-04P

Live Play Back

Setup

Network

Network Setup

Dynamic DNS Settings

IP Filter

SNMP

Camera

Audio and Video

Schedule

Recording Schedule

Event

E-Mail Settings

E-Map Settings

Event Settings

Log

Maintenance

Display and Language

User Account

System

Time and Date

Firmware Upgrade

Hard Drive

Camera Event Settings

CH01 CH02 CH03 CH04 CH05 CH06 CH07 CH08 CH09

Event

Event	User name	Email Address
<input type="checkbox"/> Connection Lost	<input type="checkbox"/> Bulding M...	bulding@company.com.au
<input checked="" type="checkbox"/> Motion Detected	<input checked="" type="checkbox"/> Security ...	security@company.com.au
<input type="checkbox"/> Passive Infrared		
<input type="checkbox"/> Digital Input		
<input type="checkbox"/> Sound Detection		

Event Action

Buzzer

E-Map

E-Mail

System Event Settings

System

Event

Event	User name	Email Address
<input checked="" type="checkbox"/> Hard Disk Space Full	<input type="checkbox"/> Bulding M...	bulding@company.com.au

http://192.168.0.32/dlink/live.html DNR-2020-04P-Live

Schedule

Recording Schedule

Event

E-Mail Settings

E-Map Settings

Event Settings

Log

Maintenance

Display and Language

User Account

System

Time and Date

Firmware Upgrade

Hard Drive

Passive Infrared

Digital Input

Sound Detection

Event Action

Buzzer

E-Map

E-Mail

System Event Settings

System

Event

Event	User name	Email Address
<input checked="" type="checkbox"/> Hard Disk Space Full	<input type="checkbox"/> Bulding M...	bulding@company.com.au
<input checked="" type="checkbox"/> Hard Disk Error	<input checked="" type="checkbox"/> Security ...	security@company.com.au
<input checked="" type="checkbox"/> Fan Error		
<input checked="" type="checkbox"/> Network Disconnected.		

Event Action

Buzzer

E-Mail

Copyright © 2015 D-Link Corporation/D-Link Systems, Inc.

http://192.168.0.32/dlink/live.html DNR-2020-04P-Live

D-Link® DNR-2020-04P

2016/01/21 16:47:19

Live Play Back

Setup

User Name	Live privileges	Playback privileges	Miscellaneous
admin	<input checked="" type="checkbox"/> CH01 <input checked="" type="checkbox"/> CH02 <input checked="" type="checkbox"/> CH03 <input checked="" type="checkbox"/> CH04 <input checked="" type="checkbox"/> CH05 <input checked="" type="checkbox"/> CH06 <input checked="" type="checkbox"/> CH07 <input checked="" type="checkbox"/> CH08 <input checked="" type="checkbox"/> CH09 <input type="checkbox"/> PTZ Control <input type="checkbox"/> Microphone	<input checked="" type="checkbox"/> CH01 <input checked="" type="checkbox"/> CH02 <input checked="" type="checkbox"/> CH03 <input checked="" type="checkbox"/> CH04 <input checked="" type="checkbox"/> CH05 <input checked="" type="checkbox"/> CH06 <input checked="" type="checkbox"/> CH07 <input checked="" type="checkbox"/> CH08 <input checked="" type="checkbox"/> CH09 <input type="checkbox"/> Export	<input type="checkbox"/> Setup <input type="checkbox"/> Manual backup <input type="checkbox"/> Speaker
user1			

Add Delete

Save Settings Don't Save Settings

Network Setup
Dynamic DNS Settings
IP Filter
SNMP
Camera
Audio and Video
Schedule
Recording Schedule
Event
E-Mail Settings
E-Map Settings
Event Settings
Log
Maintenance
Display and Language
User Account
System
Time and Date
Firmware Upgrade
Hard Drive

http://192.168.0.32/dlink/live.html DNR-2020-04P-Live

D-Link® DNR-2020-04P

2016/01/21 16:48:03

Live Play Back

Setup

Firmware Information

Agent Version : 2.0.17-b32
Current NVR Firmware Version : v1.00.01
Firmware Date : Nov 27 2015
Current NVR Device Pack : v1.00.00
Device Pack Date : Nov 27 2015
Firmware/Device Pack Path : Browse... Load

Network Setup
Dynamic DNS Settings
IP Filter
SNMP
Camera
Audio and Video
Schedule
Recording Schedule
Event
E-Mail Settings
E-Map Settings
Event Settings
Log
Maintenance
Display and Language
User Account
System
Time and Date
Firmware Upgrade
Hard Drive

http://192.168.0.32/dlink/live.html DNR-2020-04P-Live

D-Link®

DNR-2020-04P

2016/01/21 16:48:15

Live Play Back

Setup

Network

- Network Setup
- Dynamic DNS Settings
- IP Filter
- SNMP

Camera

- Audio and Video

Schedule

- Recording Schedule

Event

- E-Mail Settings
- E-Map Settings
- Event Settings
- Log

Maintenance

- Display and Language
- User Account
- System
- Time and Date
- Firmware Upgrade

Hard Drive

Hard Drive Information

HDD	Vendor	Model	Size	
ATA	WDC	WD3200AAKS-	298.0 GB	<input type="button" value="Format"/>
HDD	Vendor	Model	Size	
ATA	WDC	WD3200AAKS-	298.0 GB	<input type="button" value="Format"/>

http://192.168.0.32/dlink/playback.html?1.0.74:2 DNR-2020-04P-Playback

D-Link®

DNR-2020-04P

2016/01/21 16:51:04

Live Play Back

CH-1 Office 1 1.20Mb/s 4FPS
2016/01/20 18:21:51

CH-2 Office 2 1.36Mb/s 27FPS
2016/01/20 18:21:51

Calendar

January 2016

Sun	Mon	Tue	Wed	Thu	Fri	Sat
27	28	29	30	31	1	2
3	4	5	6	7	8	9
10	11	12	13	14	15	16
17	18	19	20	21	22	23
24	25	26	27	28	29	30
31	1	2	3	4	5	6

Event List

Channel	Start time	End time	Record type

Previous 1/0 Next

Playback Menu

2016/1/20 18:21:51

View Recorded Files

01 | 2016

S	M	T	W	T	F	S
					1	2
3	4	5	6	7	8	9
10	11	12	13	14	15	16
17	18	19	20	21	22	23
24	25	26	27	28	29	30
31						


Date Time Period

Start time : 01/21/2016 07:06:25

End time : 01/21/2016 08:21:25

Video Preview

Enable Preview



	00	01	02	03	04	05	06	07	08	09	10	11	12	13	14	15	16	17	18	19	20	21	22	23
CH01 Office 1	[Red bar]																							
CH02 Office 2	[Red bar]																							
CH03 None																								
CH04 None																								
CH05 None																								
CH06 None																								
CH07 None																								
CH08 None																								
CH09 None																								


Record on normal
 Record on event
 Record on motion

OK Cancel


D-Link DNR-2020-04P

2016/01/21 16:53:36

CH-1 Office 1 1.19Mb/s 4FPS
2016/01/21 07:52:02



CH-2 Office 2 1.11Mb/s 28FPS
2016/01/21 07:52:02



Calendar

Sun	Mon	Tue	Wed	Thu	Fri	Sat
27	28	29	30	31	1	2
3	4	5	6	7	8	9
10	11	12	13	14	15	16
17	18	19	20	21	22	23
24	25	26	27	28	29	30
31	1	2	3	4	5	6

Event List

Channel	Start time	End time	Record type

Previous 1/0 Next

Playback Menu

http://192.168.0.32/dlink/playback.html?1.0.74.2 DNR-2020-04P-Playback

D-Link® DNR-2020-04P

2016/01/21 16:53:54

CH-1 Office 1
2016/01/21 07:52:21
1.70Mb/s 25FPS

CH-2 Office 2
2016/01/21 07:52:21
578.32Kb/s 26FPS

Calendar

January 2016

Sun	Mon	Tue	Wed	Thu	Fri	Sat
27	28	29	30	31	1	2
3	4	5	6	7	8	9
10	11	12	13	14	15	16
17	18	19	20	21	22	23
24	25	26	27	28	29	30
31	1	2	3	4	5	6

Event List

Channel	Start time	End time	Record type

Previous 1/0 Next

Playback Menu

2016/1/21 07:52:20

http://192.168.0.32/dlink/playback.html?1.0.74.2 DNR-2020-04P-Playback

D-Link® DNR-2020-04P

2016/01/21 17:01:46

CH-2 Office 2 0.00Kb/s 5FPS
2016/01/21 09:33:37

Calendar

January 2016

3	4	5	6	7	8	9
10	11	12	13	14	15	16
17	18	19	20	21	22	23
24	25	26	27	28	29	30
31	1	2	3	4	5	6

Event List

Channel	Start time	End time	Record type

Previous 1/0 Next

Playback Menu

2016/1/21 09:33:37

Browser: http://192.168.0.32/dlink/playback.html?1.0.742 DNR-2020-04P-Playback

D-Link® DNR-2020-04P

2016/01/21 17:03:00

Backup

Auto Backup Schedule

Auto backup Manual backup

Enable auto backup

Daily backup time: 0 : 0

Start time: 0 : 0

End time: 0 : 0

Camera: Select all

CH01 CH02 CH03
 CH04 CH05 CH06
 CH07 CH08 CH09

Backup type: USB Samba FTP

Stop

Backup Status : Not active

USB Information

Vendor	Model	Size
None	None	0.0 Bytes

Save Settings Don't Save Settings

Browser: http://192.168.0.32/dlink/playback.html?1.0.742 DNR-2020-04P-Playback

D-Link® DNR-2020-04P

2016/01/21 17:06:29

Backup

Auto Backup Schedule

Auto backup Manual backup

Enable auto backup

Daily backup time: 02 : 00

Start time: 00 : 00

End time: 00 : 00

Camera: Select all

CH01 CH02 CH03
 CH04 CH05 CH06
 CH07 CH08 CH09

Backup type: USB Samba FTP

Stop

Backup Status : Not active

Samba Settings

Server address: (ex : 192.168.0.240)

Samba entry: (ex : folder1/folder2/folder3)

User Name:

Password:



DNR-2020-04P



2016/01/21 17:05:35



Backup

Auto Backup Schedule

Auto backup

Manual backup

Date: 2016/01/21

Start time: 00 : 00

End time: 00 : 00

Camera: Select all

CH01 CH02 CH03

CH04 CH05 CH06

CH07 CH08 CH09

Backup type: USB Samba FTP

Backup Status : Not active

Samba Settings

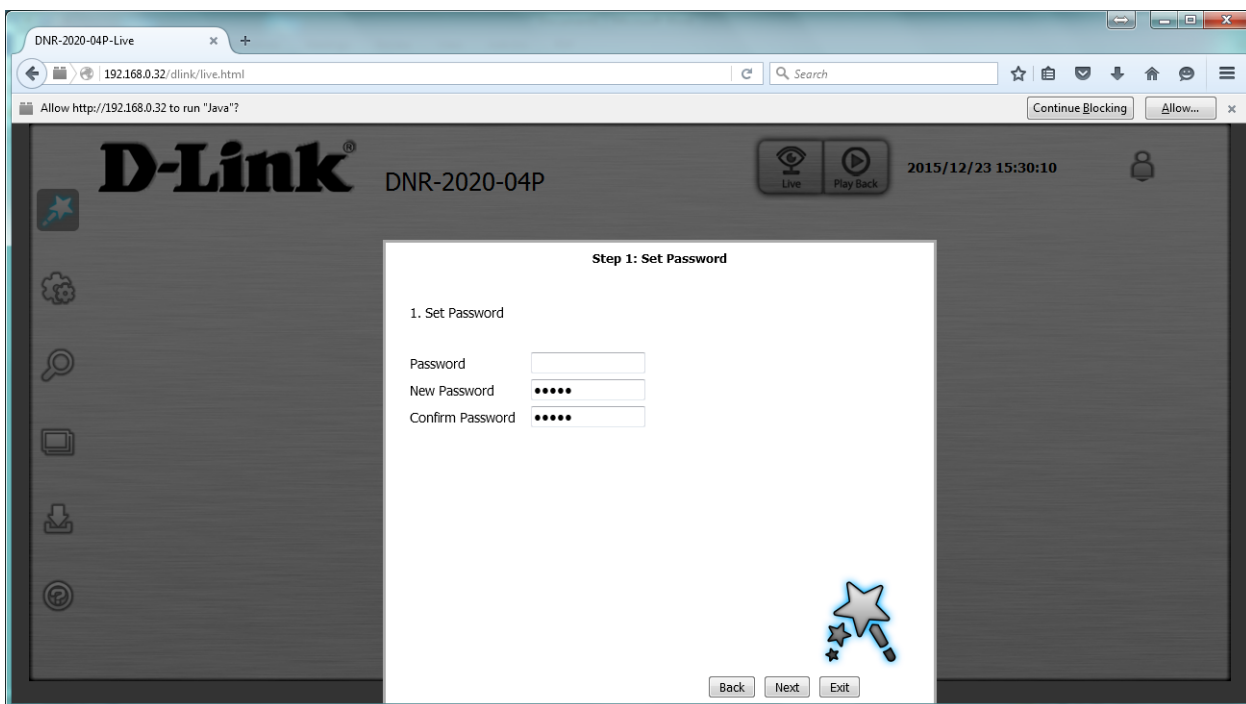
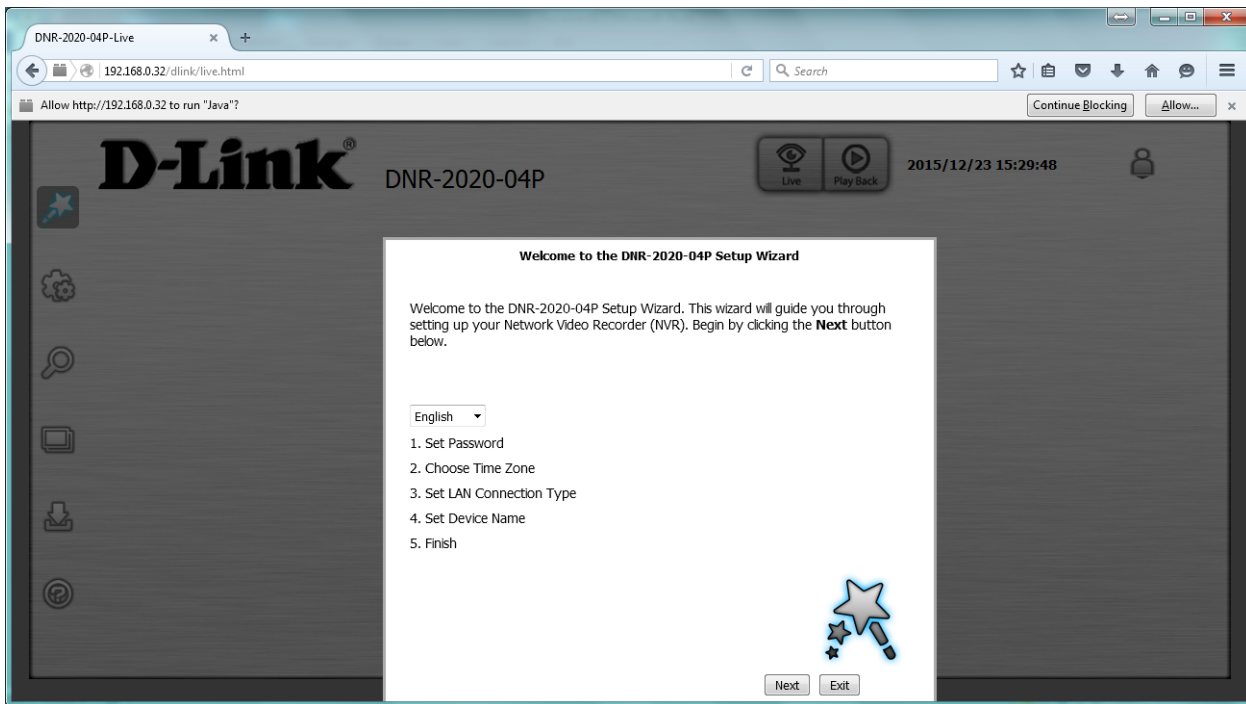
Server address: (ex : 192.168.0.240)

Samba entry: (ex : folder1/folder2/folder3)

User Name:

Password:

Wizard Setup:



DNR-2020-04P-Live

192.168.0.32/dlink/live.html

Allow http://192.168.0.32 to run "Java"?

D-Link DNR-2020-04P

2015/12/23 15:30:31

Step 2: Choose Time Zone

2. Choose Time Zone

Time Zone: [(GMT+10:00) Sydney]

Back Next Skip Exit

DNR-2020-04P-Live

192.168.0.32/dlink/live.html

Allow http://192.168.0.32 to run "Java"?

D-Link DNR-2020-04P

2015/12/23 15:30:53

Step 3: Set LAN connection Type

3. Set LAN Connection Type

DHCP

Static IP

IP Address: 192.168.0.32

Subnet Mask: 255.255.255.0

Gateway: 192.168.0.253

DNS1: 192.168.0.243

DNS2: 192.168.0.249

Enable DHCP Server:

DHCP IP Address Range: 192.168.0.100 to 192.168.0.199

DHCP Lease Time: 24 (Hour)

Back Next Skip Exit

DNR-2020-04P-Live x +

192.168.0.32/dlink/live.html

Allow http://192.168.0.32 to run "Java"? Continue Blocking Allow...

D-Link® DNR-2020-04P

2015/12/23 15:31:15

Step 4: Set Device Information

4. Set Device Name

Name:

Description:

Back Next Skip Exit

DNR-2020-04P-Live x +

192.168.0.32/dlink/live.html

D-Link® DNR-2020-04P

2015/12/23 15:32:28

Step 5: Finish

5. Finish

Language : English
Name : DNR-2020-04P
Description : DNR-2020-04P
Time Zone : (GMT+10:00) Sydney
IP Address: 192.168.0.32
Subnet Mask: 255.255.255.0
Gateway : 192.168.0.253
DNS1: 192.168.0.243
DNS2: 192.168.0.249
DHCP IP address range : 192.168.0.100
to : 192.168.0.199
DHCP Lease Time: 24

DNR-2020-04P-Live x +

192.168.0.32/dlink/live.html

D-Link DNR-2020-04P

2015/12/23 17:33:22

Setup

Network

Network Setup

Dynamic DNS Settings

IP Filter

SNMP

Camera

Audio and Video

Schedule

Recording Schedule

Event

E-Mail Settings

E-Map Settings

Event Settings

Log

Maintenance

Display and Language

User Account

System

Time and Date

Firmware Upgrade

Hard Drive

Network Setup

DHCP

Static IP

IP Address 192.168.0.32 Http Port 80 Enable PPPoE

Subnet Mask 255.255.255.0 User Name

Gateway 192.168.0.253 Password

DNS1 192.168.0.243 Confirm Password

DNS2 192.168.0.249 Status Inactive

DHCP Server

Enable DHCP server

DHCP IP address range 192.168.0.100 to 192.168.0.199

DHCP lease time 24 (Hour)

Apple

Enable Bonjour

Bonjour Name DNR-2020-04P

Save Settings Don't Save Settings

DNR-2020-04P-Live x +

192.168.0.32/dlink/live.html

D-Link DNR-2020-04P

2015/12/23 17:33:39

Setup

Network

Network Setup

Dynamic DNS Settings

IP Filter

SNMP

Camera

Audio and Video

Schedule

Recording Schedule

Event

E-Mail Settings

E-Map Settings

Event Settings

Log

Maintenance

Display and Language

User Account

System

Time and Date

Firmware Upgrade

Hard Drive

DDNS

Dynamic DNS Enable Disable

Server address www.dlinkddns.com << Input Dynamic DNS Server

Host Name Input Dynamic DNS Server

User Name www.dlinkddns.com

Password www.DynDNS.org

Confirm Password

Timeout 24 (Hour)

Status Inactive

Save Settings Don't Save Settings

DNR-2020-04P-Live x +

192.168.0.32/dlink/live.html

D-Link DNR-2020-04P

Live Play Back 2015/12/23 17:33:58

Setup

Network

- Network Setup
- Dynamic DNS Settings
- IP Filter
- SNMP
- Camera
- Audio and Video
- Schedule
- Recording Schedule
- Event
- E-Mail Settings
- E-Map Settings
- Event Settings
- Log
- Maintenance
- Display and Language
- User Account
- System
- Time and Date
- Firmware Upgrade
- Hard Drive

Allowed/Blocked List

Enable allowed list Enable blocked list

0.0.0.0 to 0.0.0.0

Add to Allowed List Add to Blocked List

Delete	Access	IP Range

Save Settings Don't Save Settings

DNR-2020-04P-Live x +

192.168.0.32/dlink/live.html

D-Link DNR-2020-04P

Live Play Back 2015/12/23 17:34:10

Setup

Network

- Network Setup
- Dynamic DNS Settings
- IP Filter
- SNMP
- Camera
- Audio and Video
- Schedule
- Recording Schedule
- Event
- E-Mail Settings
- E-Map Settings
- Event Settings
- Log
- Maintenance
- Display and Language
- User Account
- System
- Time and Date
- Firmware Upgrade
- Hard Drive

SNMP

Enable SNMPv1, SNMPv2c

Read/Write community private

Read only community public

Enable SNMPv3

Read/Write Security name private

Authentication type MD5

Authentication password

Encryption password

Read only security name public

Authentication type MD5

Authentication password

Encryption password

Save Settings Don't Save Settings

DNR-2020-04P-Live

192.168.0.32/dlink/live.html

D-Link® DNR-2020-04P

2015/12/23 17:40:12

Setup

- Network
 - Network Setup
 - Dynamic DNS Settings
 - IP Filter
 - SNMP
- Camera
- Audio and Video
- Schedule
 - Recording Schedule
- Event
 - E-Mail Settings
 - E-Map Settings
 - Event Settings
 - Log
- Maintenance
 - Display and Language
 - User Account
 - System
 - Time and Date
 - Firmware Upgrade
 - Hard Drive

Channel	Camera Name	Address	Vendor	Model
CH01	DCS-7110	192.168.0.100	D-Link	DCS-7110
CH02	None			
CH03	None			
CH04	None			
CH05	None			
CH06	None			
CH07	None			
CH08	None			
CH09	None			

Audio and Video Parameters

Video Audio Image Motion

Camera Name DCS-7110

Main Profile 1 Sub Profile 2

Video Format MP4C MP5C4 U3C4

DNR-2020-04P-Live

192.168.0.32/dlink/live.html

D-Link® DNR-2020-04P

2015/12/23 17:40:12

Setup

- Network
 - Network Setup
 - Dynamic DNS Settings
 - IP Filter
 - SNMP
- Camera
- Audio and Video
- Schedule
 - Recording Schedule
- Event
 - E-Mail Settings
 - E-Map Settings
 - Event Settings
 - Log
- Maintenance
 - Display and Language
 - User Account
 - System
 - Time and Date
 - Firmware Upgrade
 - Hard Drive

Channel	Camera Name	Address	Vendor	Model
CH01	None			
CH02	None			
CH03	None			
CH04	None			
CH05	None			
CH06	None			
CH07	None			
CH08	None			
CH09	None			

Audio and Video Parameters

Video Audio Image Motion

Camera Name DCS-7110

Audio format G711 G726 AAC

Enable Microphone

Audio in gain level 0

Enable Speaker

Audio out volume level 1

DNR-2020-04P-Live

192.168.0.32/dlink/live.html

Search

Schedule

Recording Schedule

Event

E-Mail Settings

E-Map Settings

Event Settings

Log

Maintenance

Display and Language

User Account

System

Time and Date

Firmware Upgrade

Hard Drive

CH06 None

CH07 None

CH08 None

CH09 None

Audio and Video Parameters

Video Audio Image Motion

Camera Name DCS-7110

Camera Preview

Brightness -5

Contrast -2

Saturation 0

Sharpness 1

Save Settings Don't Save Settings

DNR-2020-04P-Live

192.168.0.32/dlink/live.html

Search

Network

Network Setup

Dynamic DNS Settings

IP Filter

SNMP

Camera

Audio and Video

Schedule

Recording Schedule

Event

E-Mail Settings

E-Map Settings

Event Settings

Log

Maintenance

Display and Language

User Account

System

Time and Date

Firmware Upgrade

Hard Drive

Recording Settings

Enable scheduled recording Enable audio recording

Enable Automatic Overwrite Keep 7 Day(s) Video [1~99]

Event Settings

Pre-record : 10 (Second)

Post-record : 10 (Second)

Schedule Settings

Camera List

Continuous recording Record on event Record on motion

CH01 DCS-7110

CH02 None

CH03 None

CH04 None

CH05 None

CH06 None

CH07 None

CH08 None

CH09 None

Sun

Mon

Tue

Wed

Thu

Fri

Sat

Always Add/Edit Schedule Delete Copy

Start time	End time	Record
00:00	23:59	Continuous recording

DNR-2020-04P-Live 192.168.0.32/dlink/live.html

Recording Settings: Enable scheduled recording Enable audio recording
 Enable Automatic Overwrite Keep 7 Day(s) Video [1~99]

Event Settings: Pre-record: 10 (Second) Post-record: 10 (Second)

Schedule Settings: Camera List: Continuous recording Record on event Record on motion

Schedule Settings

Mode: Continuous recording Record on event Record on motion

Time: Start time: 00:00 End time: 23:59

Sunday Monday Tuesday Wednesday
 Thursday Friday Saturday

OK Cancel

Always Add/Edit Schedule Delete Copy

Start time	End time	Record
00:00	23:59	Continuous recording

DNR-2020-04P-Live 192.168.0.32/dlink/live.html

Recording Settings: Enable scheduled recording Enable audio recording
 Enable Automatic Overwrite Keep 7 Day(s) Video [1~99]

Event Settings: Pre-record: 10 (Second) Post-record: 10 (Second)

Schedule Setting: Camera List: CH01 DCS-7110 CH02 None CH03 None CH04 None CH05 None CH06 None CH07 None CH08 None CH09 None

Copy

Apply current schedule to other days

Select all

Sunday Monday Tuesday Wednesday
 Thursday Friday Saturday

Apply all current week to other channels

Select all

CH01 CH02 CH03
 CH04 CH05 CH06
 CH07 CH08 CH09

OK Cancel

Delete Copy

Start time	End time	Record
00:00	23:59	Continuous recording

DNR-2020-04P-Live

192.168.0.32/dlink/live.html

Search

Network
 Network Setup
 Dynamic DNS Settings
 IP Filter
 SNMP

Camera
 Audio and Video

Schedule
 Recording Schedule

Event
 E-Mail Settings
 E-Map Settings
 Event Settings
 Log

Maintenance
 Display and Language
 User Account
 System
 Time and Date
 Firmware Upgrade
 Hard Drive

Recording Settings
 Enable scheduled recording Enable audio recording
 Enable Automatic Overwrite Keep 7 Day(s) Video [1~99]

Event Settings
 Pre-record : 10 (Second)
 Post-record : 10 (Second)

Schedule Settings
 Camera List
 CH01 DCS-7110
 CH02 None
 CH03 None
 CH04 None
 CH05 None
 CH06 None
 CH07 None
 CH08 None
 CH09 None

Continuous recording Record on event Record on motion

	00	01	02	03	04	05	06	07	08	09	10	11	12	13	14	15	16	17	18	19	20	21	22	23	24
Sun																									
Mon																									
Tue																									
Wed																									
Thu																									
Fri																									
Sat																									

Always Add/Edit Schedule Delete Copy

Start time	End time	Record
07:36	19:56	Continuous recording

DNR-2020-04P-Live

192.168.0.32/dlink/live.html

Search

D-LINK DNR-2020-04P

2015/12/23 17:45:24

Setup

Network
 Network Setup
 Dynamic DNS Settings
 IP Filter
 SNMP

Camera
 Audio and Video

Schedule
 Recording Schedule

Event
 E-Mail Settings

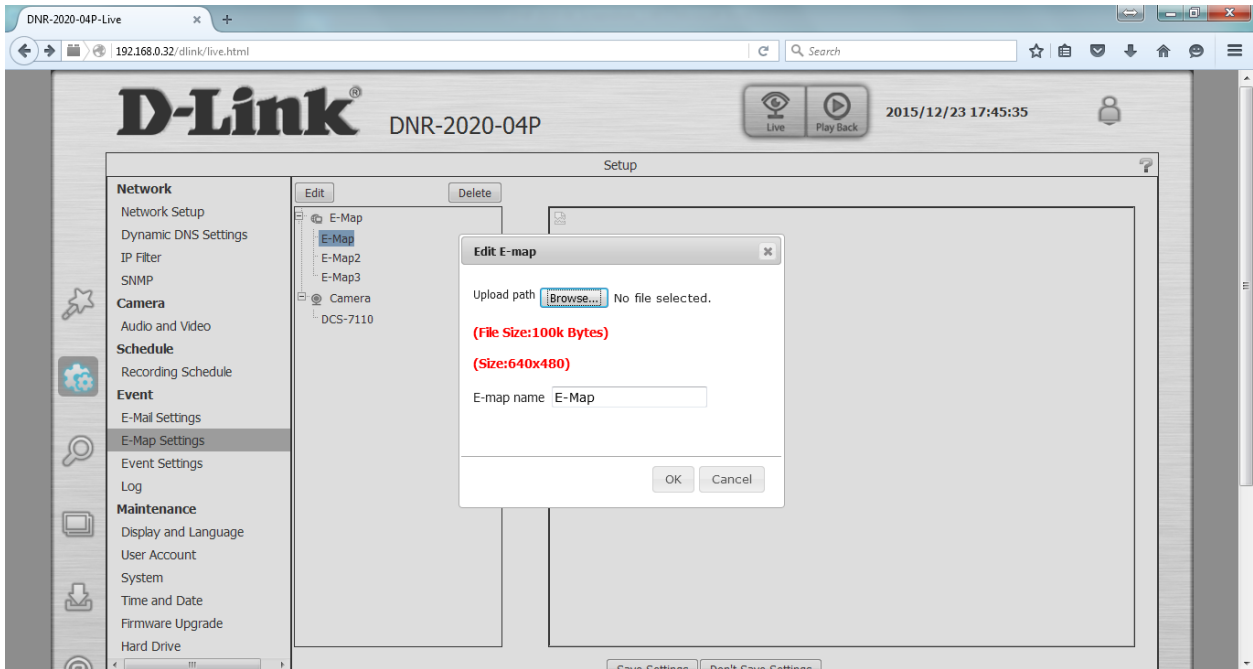
Maintenance
 Display and Language
 User Account
 System
 Time and Date
 Firmware Upgrade
 Hard Drive

SMTP Settings
 Sender email address: camera1@company.com.au
 Server address: mail.company.com.au
 User name: camera1
 Password:
 Port: 25 This server requires a secure connection (StartTLS)
 Test

Contact
 User name: Email Address: Add

Delete	User name	Email Address

Save Settings Don't Save Settings



DNR-2020-04P-Live

192.168.0.32/dlink/live.html

D-Link® DNR-2020-04P

2015/12/23 17:45:35

Setup

Network

- Network Setup
- Dynamic DNS Settings
- IP Filter
- SNMP

Camera

- Audio and Video

Schedule

- Recording Schedule

Event

- E-Mail Settings
- E-Map Settings
- Event Settings**

Maintenance

- Display and Language
- User Account
- System
- Time and Date
- Firmware Upgrade
- Hard Drive

Camera Event Settings

CH01 CH02 CH03 CH04 CH05 CH06 CH07 CH08 CH09

Event

- Connection Lost
- Motion Detected
- Passive Infrared
- Digital Input
- Sound Detection

Event Action

- Buzzer
- E-Map
- E-Mail

Copy

Event	User name	Email Address

System Event Settings

System

Event

Event	User name	Email Address

DNR-2020-04P-Live

192.168.0.32/dlink/live.html

Recording Schedule

Event

- E-Mail Settings
- E-Map Settings
- Event Settings**

Maintenance

- Display and Language
- User Account
- System
- Time and Date
- Firmware Upgrade
- Hard Drive

Sound Detection

Event Action

- Buzzer
- E-Map
- E-Mail

Copy

System Event Settings

System

Event

- Hard Disk Space Full
- Hard Disk Error
- Fan Error
- Network Disconnected.

Event Action

- Buzzer
- E-Mail

Save Settings Don't Save Settings

Copyright © 2015 D-Link Corporation/D-Link Systems, Inc.

DNR-2020-04P-Live x +

192.168.0.32/dlink/live.html

D-Link DNR-2020-04P

Live Play Back 2015/12/23 17:45:35

Setup

Network

- Network Setup
- Dynamic DNS Settings
- IP Filter
- SNMP

Camera

- Audio and Video

Schedule

- Recording Schedule

Event

- E-Mail Settings
- E-Map Settings
- Event Settings

Log

Maintenance

- Display and Language
- User Account
- System
- Time and Date
- Firmware Upgrade
- Hard Drive

System Log

Date	Time	Info
2015/12/23	17:38:08	system change camera device 192.168.0.100 settings.
2015/12/23	17:38:04	system change camera device 192.168.0.100 settings.
2015/12/23	17:36:29	camera device 192.168.0.100 added/modified to ch 1.
2015/12/23	17:31:17	admin login Ok from 192.168.0.83.
2015/12/23	15:33:37	system machine name set to DNR-2020-04P.
2015/12/23	15:33:37	system set to new time 2015/12/23 17:31:07.
2015/12/23	15:33:37	system set to new time zone (GMT+10:00) Sydney.

Download Clear

NVR Log

Date	Time	Info
------	------	------

Download Clear

Event Log

Date	Time	Info
------	------	------

Download Clear

DNR-2020-04P-Live x +

192.168.0.32/dlink/live.html

D-Link DNR-2020-04P

Live Play Back 2015/12/23 17:54:00

Setup

Network

- Network Setup
- Dynamic DNS Settings
- IP Filter
- SNMP

Camera

- Audio and Video

Schedule

- Recording Schedule

Event

- E-Mail Settings
- E-Map Settings
- Event Settings
- Log

Maintenance

- Display and Language
- User Account
- System
- Time and Date
- Firmware Upgrade
- Hard Drive

Language

Language English

Display

Device Name DNR-2020-04P

Auto scan interval 5 sec.

OSD

- Enable camera OSD
- Camera Name Camera Number
- Date Time
- Bit Rate Frame Rate

Size 25

Color White

Save Settings Don't Save Settings

DNR-2020-04P-Live x +

192.168.0.32/dlink/live.html

D-Link DNR-2020-04P

Live Play Back 2015/12/23 17:54:15

Setup

Network

- Network Setup
- Dynamic DNS Settings
- IP Filter
- SNMP

Camera

- Audio and Video

Schedule

- Recording Schedule

Event

- E-Mail Settings
- E-Map Settings
- Event Settings
- Log

Maintenance

- Display and Language

User Account

- System
- Time and Date
- Firmware Upgrade
- Hard Drive

User Name

admin

Live privileges

- CH01
- CH02
- CH03
- CH04
- CH05
- CH06
- CH07
- CH08
- CH09
- PTZ Control
- Microphone

Playback privileges

- CH01
- CH02
- CH03
- CH04
- CH05
- CH06
- CH07
- CH08
- CH09
- Export

Miscellaneous

- Setup
- Manual backup
- Speaker

Add Delete

Save Settings Don't Save Settings

DNR-2020-04P-Live x +

192.168.0.32/dlink/live.html

D-Link DNR-2020-04P

Live Play Back 2015/12/23 17:54:25

Setup

Network

- Network Setup
- Dynamic DNS Settings
- IP Filter
- SNMP

Camera

- Audio and Video

Schedule

- Recording Schedule

Event

- E-Mail Settings
- E-Map Settings
- Event Settings
- Log

Maintenance

- Display and Language

User Account

- System
- Time and Date
- Firmware Upgrade
- Hard Drive

User Name

admin

Live privileges

- CH01

Playback privileges

- CH01

Miscellaneous

- Setup

Add Delete

Save Settings Don't Save Settings

Create Account

User Name

New Password

Retype Password

Add Cancel

DNR-2020-04P-Live x +

192.168.0.32/dlink/live.html

D-Link DNR-2020-04P

Live Play Back 2015/12/23 17:54:39

Setup

Network

- Network Setup
- Dynamic DNS Settings
- IP Filter
- SNMP

Camera

- Audio and Video

Schedule

- Recording Schedule

Event

- E-Mail Settings
- E-Map Settings
- Event Settings
- Log

Maintenance

- Display and Language
- User Account

System

- Time and Date
- Firmware Upgrade
- Hard Drive

System

System Restart

Restore To Factory Default Settings

Save Configuration Settings

Load Configuration Settings No file selected.

Idle time(Minutes)

Buzzer On Off

Enable Auto Plugin Enable Disable

DNR-2020-04P-Live x +

192.168.0.32/dlink/live.html

Network

- Network Setup
- Dynamic DNS Settings
- IP Filter
- SNMP

Camera

- Audio and Video

Schedule

- Recording Schedule

Event

- E-Mail Settings
- E-Map Settings
- Event Settings
- Log

Maintenance

- Display and Language
- User Account

Time and Date

- Firmware Upgrade
- Hard Drive

Time and Date

Set date and time manually

Date

Time : :

NTP Server

Synchronize with NTP Server

NTP SERVER << Select NTP Server >>

Time Zone

Time Zone

Daylight Saving Time

Enable Daylight Saving

Auto Daylight Saving Daylight Saving Time has been manually set

Start time	Month	Week	Day of week	Hour	Minutes
	<input type="text" value="1"/>	<input type="text" value="1"/>	<input type="text" value="Sunday"/>	<input type="text" value="00"/>	<input type="text" value="00"/>
End time	<input type="text" value="1"/>	<input type="text" value="1"/>	<input type="text" value="Sunday"/>	<input type="text" value="00"/>	<input type="text" value="00"/>
Offset	<input type="text" value="+2:00"/>				

DNR-2020-04P-Live x +

192.168.0.32/dlink/live.html

D-Link DNR-2020-04P

Live Play Back 2015/12/23 17:55:13

Setup

Network

- Network Setup
- Dynamic DNS Settings
- IP Filter
- SNMP

Camera

Audio and Video

Schedule

- Recording Schedule

Event

- E-Mail Settings
- E-Map Settings
- Event Settings
- Log

Maintenance

- Display and Language
- User Account
- System
- Time and Date
- Firmware Upgrade**
- Hard Drive

Firmware Information

Agent Version : 2.0.17-b32
 Current NVR Firmware Version : v1.00.01
 Firmware Date : Nov 27 2015
 Current NVR Device Pack : v1.00.00
 Device Pack Date : Nov 27 2015
 Firmware/Device Pack Path : No file selected.

DNR-2020-04P-Live x +

192.168.0.32/dlink/live.html

D-Link DNR-2020-04P

Live Play Back 2015/12/23 17:55:27

Setup

Network

- Network Setup
- Dynamic DNS Settings
- IP Filter
- SNMP

Camera

Audio and Video

Schedule

- Recording Schedule

Event

- E-Mail Settings
- E-Map Settings
- Event Settings
- Log

Maintenance

- Display and Language
- User Account
- System
- Time and Date
- Firmware Upgrade
- Hard Drive**

Hard Drive Information

HDD	Vendor	Model	Size	
ATA	WDC	WD3200AAKS-	298.0 GB	<input type="button" value="Format"/>
HDD	Vendor	Model	Size	
ATA	WDC	WD3200AAKS-	298.0 GB	<input type="button" value="Format"/>

DNR-2020-04P-Live

192.168.0.32/dlink/live.html

D-Link® DNR-2020-04P

2015/12/23 17:57:03

Search


Search D-link Onvif

IP Address	Model	MAC Address
192.168.0.100	DCS-7110	f0:7d:68:0e:b6:2b

Camera List

Delete	Channel	IP Address	Camera Name	Model
<input type="checkbox"/>	CH01	192.168.0.100	DCS-7110	DCS-7110

Camera Preview



Camera Name : DCS-7110


Address : 192.168.0.100 Port : 80

User Name : admin Password :

DNR-2020-04P-Live

192.168.0.32/dlink/live.html

Camera Preview



Camera Name : DCS-7110

Address : 192.168.0.100 Port : 80

User Name : admin Password :

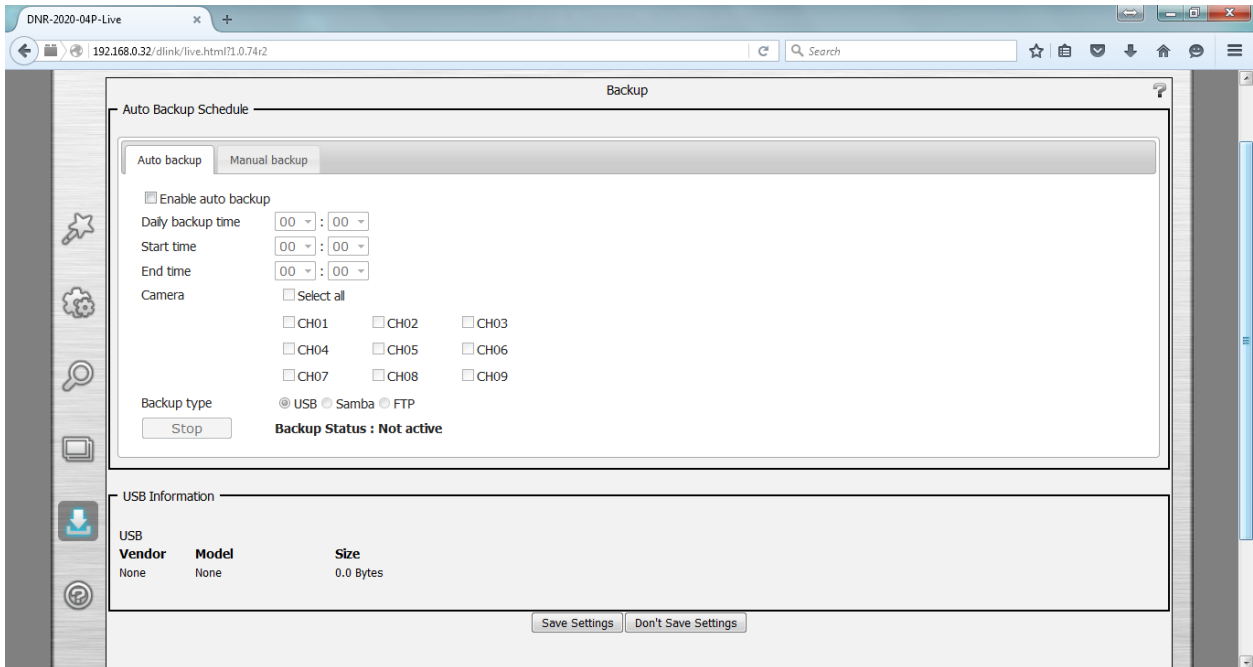

Vendor : D-Link Model : DCS-7110

Add to Channel : 1

Add Update Auto Detection Clear

Save Cancel

Copyright © 2015 D-Link Corporation/D-Link Systems, Inc.



DNR-2020-04P-Live

192.168.0.32/dlink/live.html?l.0.74r2

Backup

Auto Backup Schedule

Auto backup | Manual backup

Date: 2015/12/23

Start time: 00 : 00

End time: 00 : 00

Camera: Select all

CH01 CH02 CH03

CH04 CH05 CH06

CH07 CH08 CH09

Backup type: USB Samba FTP

Backup Status : Not active

FTP Settings

Server address: (ex : 192.168.0.240)

Port: 21

Folder: (ex : folder1/folder2/folder3)

User Name:

Password:


DNR-2020-04P-Playback

192.168.0.32/dlink/playback.html?l.0.74r2

D-Link® DNR-2020-04P

2015/12/23 18:21:34

Live | Play Back



Calendar

December 2015

Sun	Mon	Tue	Wed	Thu	Fri	Sat
29	30	1	2	3	4	5
6	7	8	9	10	11	12
13	14	15	16	17	18	19
20	21	22	23	24	25	26
27	28	29	30	31	1	2

Event List

Channel	Start time	End time	Record ty

Previous 1/0 Next

Playback Menu

2015/12/23 00:00:00

DNR-2020-04P-Playback

192.168.0.32/dlink/playback.html?l.0.74r2

Search

6 7 8 9 10 11 12
13 14 15 16 17 18 19
20 21 22 23 24 25 26
27 28 29 30 31 1 2

Event List

Channel	Start time	End time	Record by

Previous 1/0 Next

Playback Menu

Copyright © 2015 D-Link Corporation/D-Link Systems, Inc.

View Recorded Files

12 2015

S	M	T	W	T	F	S
		1	2	3	4	5
6	7	8	9	10	11	12
13	14	15	16	17	18	19
20	21	22	23	24	25	26
27	28	29	30	31		

Date Time Period

Start time: 2015 12 23 00:00

End time: 2015 12 23 23:59

Video Preview

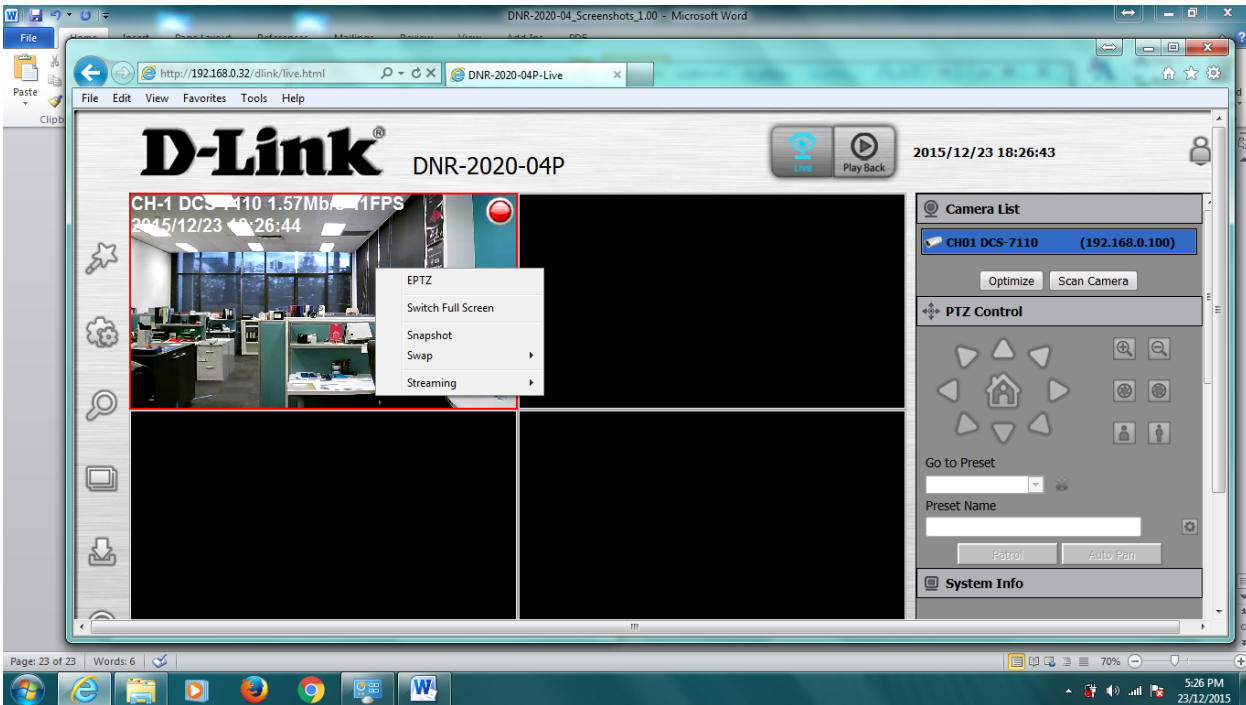
Enable Preview

00 01 02 03 04 05 06 07 08 09 10 11 12 13 14 15 16 17 18 19 20 21 22 23

- CH01 DCS-7110
- CH02 None
- CH03 None
- CH04 None
- CH05 None
- CH06 None
- CH07 None
- CH08 None
- CH09 None

Record on Normal Record on Event Record on Motion

OK Cancel



View Recorded Files

12 2015

Date Time Period

Start time : 12/23/2015 18:02:08

End time : 12/23/2015 18:17:08

Video Preview

Enable Preview

CH01 DCS-7110

CH02 None

CH03 None

CH04 None

CH05 None

CH06 None

CH07 None

CH08 None

CH09 None

00 01 02 03 04 05 06 07 08 09 10 11 12 13 14 15 16 17 18 19 20 21 22 23

Record on normal Record on event Record on motion

OK Cancel

http://192.168.0.32/dlink/live.html?l.0.74+2 DNR-2020-04P-Live

File Edit View Favorites Tools Help

D-Link DNR-2020-04P

Live Play Back 2015/12/23 18:37:00

Setup

Network

Recording Settings

Enable scheduled recording Enable audio recording

Enable Automatic Overwrite Keep 7 Day(s) Video [1~99]

Event Settings

Pre-record : 10 (Second)

Post-record : 10 (Second)

Schedule Settings

Camera List

CH01 DCS-7110

CH02 None

CH03 None

CH04 None

CH05 None

CH06 None

CH07 None

CH08 None

CH09 None

Continuous recording Record on event Record on motion

Sun

Mon

Tue

Wed

Thu

Fri

Sat

00 01 02 03 04 05 06 07 08 09 10 11 12 13 14 15 16 17 18 19 20 21 22 23 24

Filled all

Clear all

View Recorded Files

12 2015

S	M	T	W	T	F	S
		1	2	3	4	5
6	7	8	9	10	11	12
13	14	15	16	17	18	19
20	21	22	23	24	25	26
27	28	29	30	31		


Date Time Period

Start time : 12/24/2015 07:30:00

End time : 12/24/2015 08:23:34

Video Preview

Enable Preview



CH01 DCS-7110

CH02 None

CH03 None

CH04 None

CH05 None

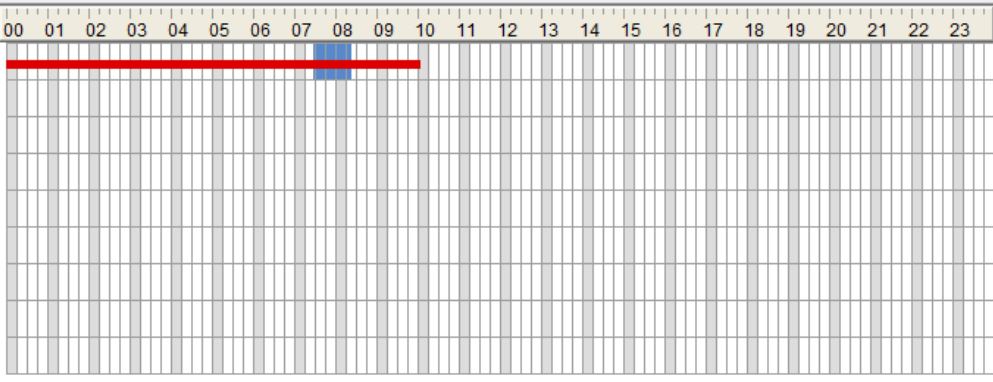
CH06 None

CH07 None

CH08 None

CH09 None

00 01 02 03 04 05 06 07 08 09 10 11 12 13 14 15 16 17 18 19 20 21 22 23



Record on normal
 Record on event
 Record on motion


OK Cancel

D-Link DNR-2020-04P

2015/12/24 10:05:12

CH-1 DCS-7110 2.84Mb/s 11FPS

2015/12/24 07:30:34



Calendar

Sun	Mon	Tue	Wed	Thu	Fri	Sat
29	30	1	2	3	4	5
6	7	8	9	10	11	12
13	14	15	16	17	18	19
20	21	22	23	24	25	26
27	28	29	30	31	1	2

Event List

Channel	Start time	End time	Record type

Previous 1/0 Next

2015/12/24 07:30:34