

**Return of Private Foundation
or Section 4947(a)(1) Nonexempt Charitable Trust
Treated as a Private Foundation**

2002

Department of the Treasury
Internal Revenue Service

Note: The organization may be able to use a copy of this return to satisfy state reporting requirements

For calendar year 2002, or tax year beginning _____, **2002, and ending** _____

G Check all that apply: Initial return Final return Amended return Address change Name change

Use the IRS label Otherwise, print or type See Specific Instructions	Name of organization The Lynde and Harry Bradley Foundation, Inc	A Employer identification number 39-6037928
	Number and street (or P O box number if mail is not delivered to street address) Room/suite P O Box 510860	B Telephone number (see instructions) (414) 291-9915
	City or town State ZIP code Milwaukee WI 53203-0153	C If exemption application is pending, check here <input type="checkbox"/> D 1 Foreign organizations, check here <input type="checkbox"/> D 2 Foreign organizations meeting the 85% test, check here and attach computation <input type="checkbox"/> E If private foundation status was terminated under section 507(b)(1)(A), check here <input type="checkbox"/> F If the foundation is in a 60-month termination under section 507(b)(1)(B), check here <input type="checkbox"/>

H Check type of organization: Section 501(c)(3) exempt private foundation Section 4947(a)(1) nonexempt charitable trust Other taxable private foundation

I Fair market value of all assets at end of year (from Part II, column c, line 16): **\$ 485,447,470**

J Accounting method: Cash Accrual Other (specify) _____
(Part I, column d must be on cash basis)

Part I Analysis of Revenue and Expenses (The total of amounts in columns b, c, and d may not necessarily equal the amounts in column a) (see instructions)

	(a) Revenue and expenses per books	(b) Net investment income	(c) Adjusted net income	(d) Disbursements for charitable purposes (cash basis only)
1 Contributions gifts grants etc received (att sch) Ck <input type="checkbox"/> if the foundn is not req to att Sch B	708,000			
2 Distributions from split interest trusts				
3 Interest on savings and temporary cash investments				
4 Dividends and interest from securities	10,654,802	10,534,183		
5a Gross rents b (Net rental income or loss)				
6a Net gain/(loss) from sale of assets not on line 10	-12,276,237			
6b Gross sales prices for all assets on line 6a	0			
7 Capital gain net income (from Part IV line 2)		0		
8 Net short-term capital gain				
9 Income modifications				
10a Gross sales less returns and allowances				
b Less: Cost of goods sold				
c Gross profit/(loss) (att sch)				
11 Other income (attach schedule) See Line 11 Stmt	1,595,952			
12 Total Add lines 1 through 11	682,517	10,534,183		
13 Compensation of officers directors trustees etc	1,175,274	217,965		957,309
14 Other employee salaries and wages	1,124,973	120,663		1,004,310
15 Pension plans, employee benefits	831,147	97,648		733,499
16a Legal fees (attach schedule) L-16a Stmt	117,530			117,530
b Accounting fees (attach sch) L-16b Stmt	27,950	5,590		22,360
c Other prof fees (attach sch) L-16c Stmt	3,508,690	3,464,496		44,194
17 Interest	32,116			32,116
18 Taxes (attach schedule) See Line 18 Stmt	-188,658			
19 Depreciation (attach schedule) and depletion	238,057			
20 Occupancy	206,745			206,745
21 Travel, conferences, and meetings	180,154	6,268		173,886
22 Printing and publications	40,865			40,865
23 Other expenses (attach schedule) See Line 23 Stmt	325,392	60,387		265,005
24 Total operating and administrative expenses Add lines 13 through 23	7,620,235	3,973,017		3,597,819
25 Contributions, gifts, grants paid	28,027,492			28,027,492
26 Total expenses and disbursements Add lines 24 and 25	35,647,727	3,973,017		31,625,311
27 Subtract line 26 from line 12				
a Excess of revenue over expenses and disbursements	-34,965,210			
b Net investment income (if negative, enter 0)		6,561,166		
c Adjusted net income (if negative enter 0)				

REPLANNED NOV 26 2003

REVENUE
EXPENSES

ADMINISTRATIVE AND OPERATING EXPENSES

Part II Balance Sheets		Attached schedules and amounts in the description column should be for end of year amounts only (See instructions)		Beginning of year	End of year	
		(a) Book Value	(b) Book Value	(c) Fair Market Value		
ASSETS	1	Cash -- non interest-bearing		381,650	505,999	505,999
	2	Savings and temporary cash investments		14,776,397	13,130,518	13,129,798
	3	Accounts receivable	5,678,231			
		Less allowance for doubtful accounts	0	13,323,359	5,678,231	5,791,114
	4	Pledges receivable				
		Less allowance for doubtful accounts				
	5	Grants receivable				
	6	Receivables due from officers, directors, trustees, and other disqualified persons (attach schedule) (see instructions)				
	7	Other notes and loans receivable (attach sch)				
		Less allowance for doubtful accounts				
	8	Inventories for sale or use				
	9	Prepaid expenses and deferred charges				
	10a	Investments -- US and state government obligations (attach schedule)	L-10a Stmt	7,115,795	7,750,099	8,422,068
		b Investments -- corporate stock (attach schedule)	L-10b Stmt	381,264,406	365,709,752	371,191,775
		c Investments -- corporate bonds (attach schedule)	L-10c Stmt	45,188,501	29,059,036	29,905,904
	11	Investments -- land, buildings, and equipment basis				
	Less accumulated depreciation (attach schedule)					
12	Investments -- mortgage loans					
13	Investments -- other (attach schedule)	L-13 Stmt	72,497,035	69,702,649	51,613,543	
14	Land, buildings, and equipment basis	6,007,451				
	Less accumulated depreciation (attach schedule)	1,120,182	5,125,327	4,887,269	4,887,269	
15	Other assets (describe <u>Program Related Investments</u>)		40,000	0	0	
16	Total assets (to be completed by all filers -- see instructions Also, see page 1, item I)		539,712,470	496,423,553	485,447,470	
LIABILITIES	17	Accounts payable and accrued expenses				
	18	Grants payable				
	19	Deferred revenue				
	20	Loans from officers, directors, trustees, & other disqualified persons				
	21	Mortgages and other notes payable (attach schedule)		994,956	835,584	
	22	Other liabilities (describe <u>Pending Purchases</u>)		14,112,388	5,943,136	
	23	Total liabilities (add lines 17 through 22)		15,107,344	6,778,720	
NET ASSETS OR FUND BALANCES	Organizations that follow SFAS 117, check here and complete lines 24 through 26 and lines 30 and 31. <input checked="" type="checkbox"/>					
	24	Unrestricted		524,605,126	489,644,833	
	25	Temporarily restricted				
	26	Permanently restricted				
	Organizations that do not follow SFAS 117, check here and complete lines 27 through 31 <input type="checkbox"/>					
	27	Capital stock, trust principal, or current funds				
	28	Paid in or capital surplus, or land, building, and equipment fund				
	29	Retained earnings, accumulated income, endowment, or other funds				
	30	Total net assets or fund balances (see instructions)		524,605,126	489,644,833	
31	Total liabilities and net assets/fund balances (see instructions)		539,712,470	496,423,553		

Part III Analysis of Changes in Net Assets or Fund Balances

1	Total net assets or fund balances at beginning of year -- Part II, column (a), line 30 (must agree with end-of year figure reported on prior year's return)	1	524,605,126
2	Enter amount from Part I, line 27a	2	-34,965,210
3	Other increases not included in line 2 (itemize) <u>GRANT REFUNDS</u>	3	4,917
4	Add lines 1, 2, and 3	4	489,644,833
5	Decreases not included in line 2 (itemize)	5	
6	Total net assets or fund balances at end of year (line 4 minus line 5) -- Part II, column (b), line 30	6	489,644,833

Part IV Capital Gains and Losses for Tax on Investment Income

(a) List and describe the kind(s) of property sold (e.g., real estate, 2 story brick warehouse, or common stock, 200 shares MLC Company)

(b) How acquired
P -- Purchase
D -- Donation

(c) Date acquired
(month day year)

(d) Date sold
(month day year)

1 a SEE PART IV SCHEDULE, PAGE 224	P	Various	Various
b			
c			
d			
e			

(e) Gross sales price	(f) Depreciation allowed (or allowable)	(g) Cost or other basis plus expense of sale	(h) Gain or (loss) (e) plus (f) minus (g)
a 0		0	0
b			
c			
d			
e			

Complete only for assets showing gain in column (h) and owned by the foundation on 12/31/69

(i) Fair Market Value as of 12/31/69	(j) Adjusted basis as of 12/31/69	(k) Excess of column (i) over column (j), if any	(l) Gains (Column (h) gain minus column (k), but not less than 0) or Losses (from column (h))
a			-12,276,237
b			
c			
d			
e			

2 Capital gain net income or (net capital loss)	- [If gain, also enter in Part I, line 7 If (loss), enter 0 in Part I, line 7]	2	-12,276,237
3 Net short-term capital gain or (loss) as defined in sections 1222(5) and (6)	If gain, also enter in Part I, line 8, column (c) (see instructions) If (loss), enter -0 in Part I, line 8]	3	

Part V Qualification Under Section 4940(e) for Reduced Tax on Net Investment Income

(For optional use by domestic private foundations subject to the section 4940(a) tax on net investment income)

If section 4940(d)(2) applies, leave this part blank

Was the organization liable for the section 4942 tax on the distributable amount of any year in the base period? Yes No

If 'Yes,' the organization does not qualify under section 4940(e). Do not complete this part

1 Enter the appropriate amount in each column for each year, see instructions before making any entries

(a) Base period years Calendar year (or tax year beginning in)	(b) Adjusted qualifying distributions	(c) Net value of noncharitable use assets	(d) Distribution ratio (column (b) divided by column (c))
2001	41,749,713	583,547,736	0.071545
2000	49,616,596	680,547,992	0.072907
1999	55,482,863	620,117,791	0.089471
1998	39,315,391	580,188,189	0.067763
1997	34,721,434	531,771,662	0.065294
2 Total of line 1, column (d)			0.366980
3 Average distribution ratio for the 5-year base period — divide the total on line 2 by 5, or by the number of years the foundation has been in existence if less than 5 years			0.073396
4 Enter the net value of noncharitable-use assets for 2002 from Part X, line 5		527,043,416	
5 Multiply line 4 by line 3			38,682,879
6 Enter 1% of net investment income (1% of Part I, line 27b)			65,612
7 Add lines 5 and 6			38,748,491
8 Enter qualifying distributions from Part XII, line 4			31,625,311

If line 8 is equal to or greater than line 7 check the box in Part VI, line 1b, and complete that part using a 1% tax rate. See the Part VI instructions

Part V Excise Tax Based on Investment Income (Section 4940(a), 4940(b), 4940(e), or 4948 - see instructions)

1 a Exempt operating foundations described in section 4940(d)(2), check here <input type="checkbox"/> and enter 'N/A' on line 1 Date of ruling letter _____ (attach copy of ruling letter if necessary - see instructions)		
b Domestic organizations that meet the section 4940(e) requirements in Part V, check here <input type="checkbox"/> and enter 1% of Part I, line 27b		1 131,223
c All other domestic organizations enter 2% of line 27b Exempt foreign organizations enter 4% of Part I, line 12, column (b)		
2 Tax under section 511 (domestic section 4947(a)(1) trusts and taxable foundations only Others enter 0-)		2 0
3 Add lines 1 and 2		3 131,223
4 Subtitle A (income) tax (domestic section 4947(a)(1) trusts and taxable foundations only Others enter 0)		4 0
5 Tax based on investment income Subtract line 4 from line 3 If zero or less, enter 0		5 131,223
6 Credits/Payments		
a 2002 estimated tax pmts and 2001 overpayment credited to 2002	6 a 165,000	
b Exempt foreign organizations - tax withheld at source	6 b	
c Tax paid with application for extension of time to file (Form 8868)	6 c	
d Backup withholding erroneously withheld	6 d	
7 Total credits and payments Add lines 6a through 6d		7 165,000
8 Enter any penalty for underpayment of estimated tax Check here <input type="checkbox"/> if Form 2220 is attached		8
9 Tax due If the total of lines 5 and 8 is more than line 7, enter amount owed		9
10 Overpayment If line 7 is more than the total of lines 5 and 8, enter the amount overpaid		10 33,777
11 Enter the amount on line 10 to be Credited to 2003 estimated tax Refunded		11 33,777

Part VII-A Statements Regarding Activities

	Yes	No
1 a During the tax year, did the organization attempt to influence any national, state, or local legislation or did it participate or intervene in any political campaign?		X
1 b Did it spend more than \$100 during the year (either directly or indirectly) for political purposes (see instructions for definition)? <i>If the answer is 'Yes' to 1a or 1b, attach a detailed description of the activities and copies of any materials published or distributed by the organization in connection with the activities</i>		X
1 c Did the organization file Form 1120-POL for this year?		X
d Enter the amount (if any) of tax on political expenditures (section 4955) imposed during the year (1) On the organization \$ _____ (2) On organization managers \$ _____		
e Enter the reimbursement (if any) paid by the organization during the year for political expenditure tax imposed on organization managers \$ _____		
2 Has the organization engaged in any activities that have not previously been reported to the IRS? <i>If 'Yes,' attach a detailed description of the activities</i>		X
3 Has the organization made any changes, not previously reported to the IRS, in its governing instrument, articles of incorporation, or bylaws, or other similar instruments? <i>If 'Yes,' attach a conformed copy of the changes</i>		X
4 a Did the organization have unrelated business gross income of \$1,000 or more during the year?	X	
b If 'Yes,' has it filed a tax return on Form 990-T for this year?	X	
5 Was there a liquidation, termination, dissolution, or substantial contraction during the year? <i>If 'Yes,' attach the statement required by General Instruction T</i>		X
6 Are the requirements of section 508(e) (relating to sections 4941 through 4945) satisfied either • By language in the governing instrument or • By state legislation that effectively amends the governing instrument so that no mandatory directions that conflict with the state law remain in the governing instrument?	X	
7 Did the organization have at least \$5,000 in assets at any time during the year? <i>If 'Yes,' complete Part II, column (c), and Part XV</i>	X	
8 a Enter the states to which the foundation reports or with which it is registered (see instructions) <u>Wisconsin</u>		
b If the answer is 'Yes' to line 7, has the organization furnished a copy of Form 990-PF to the Attorney General (or designate) of each state as required by General Instruction G? <i>If 'No,' attach explanation</i>	X	
9 Is the organization claiming status as a private operating foundation within the meaning of section 4942(j)(3) or 4942(j)(5) for calendar year 2002 or the taxable year beginning in 2002 (see instructions for Part XIV)? <i>If 'Yes,' complete Part XIV</i>		X
10 Did any persons become substantial contributors during the tax year? <i>If 'Yes,' attach a schedule listing their names and addresses</i>		X
11 Did the organization comply with the public inspection requirements for its annual returns and exemption application? Web site address <u>www.bradleyfdn.org</u>	X	
12 The books are in care of <u>The Lynde and Harry Bradley Foundation, Inc</u> Telephone no <u>(414) 291-9915</u> Located at <u>1241 N Franklin Place, Milwaukee, WI</u> ZIP + 4 <u>53202</u>		
13 Section 4947(a)(1) nonexempt charitable trusts filing Form 990 PF in lieu of Form 1041 - Check here <input type="checkbox"/> and enter the amount of tax exempt interest received or accrued during the year <u>13</u>		

Part VII-B Statements Regarding Activities for Which Form 4720 May Be Required

File Form 4720 if any item is checked in the 'Yes' column, unless an exception applies

1 a During the year did the organization (either directly or indirectly)

- (1) Engage in the sale or exchange, or leasing of property with a disqualified person?
(2) Borrow money from, lend money to, or otherwise extend credit to (or accept it from) a disqualified person?
(3) Furnish goods, services, or facilities to (or accept them from) a disqualified person?
(4) Pay compensation to, or pay or reimburse the expenses of, a disqualified person?
(5) Transfer any income or assets to a disqualified person (or make any of either available for the benefit or use of a disqualified person)?
(6) Agree to pay money or property to a government official? (Exception. Check 'No' if the organization agreed to make a grant to or to employ the official for a period after termination of government service, if terminating within 90 days)

b If any answer is 'Yes' to 1a(1)-(6), did any of the acts fail to qualify under the exceptions described in Regulations section 53.4941(d)-3 or in a current notice regarding disaster assistance (see instructions)? Organizations relying on a current notice regarding disaster assistance check here

c Did the organization engage in a prior year in any of the acts described in 1a, other than excepted acts, that were not corrected before the first day of the tax year beginning in 2002?

2 Taxes on failure to distribute income (section 4942) (does not apply for years the organization was a private operating foundation defined in section 4942(j)(3) or 4942(j)(5))

a At the end of tax year 2002, did the organization have any undistributed income (lines 6d and 6e, Part XIII) for tax year(s) beginning before 2002? If 'Yes,' list the years

b Are there any years listed in 2a for which the organization is not applying the provisions of section 4942(a)(2) (relating to incorrect valuation of assets) to the year's undistributed income? (If applying section 4942(a)(2) to all years listed, answer 'No' and attach statement - see instructions)

c If the provisions of section 4942(a)(2) are being applied to any of the years listed in 2a, list the years here

3 a Did the organization hold more than a 2% direct or indirect interest in any business enterprise at any time during the year?

b If 'Yes,' did it have excess business holdings in 2002 as a result of (1) any purchase by the organization or disqualified persons after May 26, 1969, (2) the lapse of the 5 year period (or longer period approved by the Commissioner under section 4943(c)(7)) to dispose of holdings acquired by gift or bequest, or (3) the lapse of the 10-, 15-, or 20-year first phase holding period? (Use Schedule C, Form 4720, to determine if the organization had excess business holdings in 2002)

4 a Did the organization invest during the year any amount in a manner that would jeopardize its charitable purposes?

b Did the organization make any investment in a prior year (but after December 31, 1969) that could jeopardize its charitable purpose that had not been removed from jeopardy before the first day of the tax year beginning in 2002?

5 a During the year did the organization pay or incur any amount to

- (1) Carry on propaganda, or otherwise attempt to influence legislation (section 4945(e))?
(2) Influence the outcome of any specific public election (see section 4955), or to carry on, directly or indirectly, any voter registration drive?
(3) Provide a grant to an individual for travel, study, or other similar purposes?
(4) Provide a grant to an organization other than a charitable, etc. organization described in section 509(a)(1), (2), or (3), or section 4940(d)(2)?
(5) Provide for any purpose other than religious, charitable, scientific, literary, or educational purposes, or for the prevention of cruelty to children or animals?

b If any answer is 'Yes' to 5a(1)-(5), did any of the transactions fail to qualify under the exceptions described in Regulations section 53.4945 or in a current notice regarding disaster assistance (see instructions)?

Organizations relying on a current notice regarding disaster assistance check here

c If the answer is 'Yes' to question 5a(4), does the organization claim exemption from the tax because it maintained expenditure responsibility for the grant?

If 'Yes,' attach the statement required by Regulations section 53.4945-5(d)

6 a Did the organization, during the year, receive any funds, directly or indirectly, to pay premiums on a personal benefit contract?

b Did the organization, during the year, pay premiums, directly or indirectly, on a personal benefit contract?

If you answered 'Yes' to 6b also file 8870

Table with columns 'Yes' and 'No' and rows corresponding to questions 1a through 6b. Contains 'X' marks in the 'No' column for various items.

Part VIII Information About Officers, Directors, Trustees, Foundation Managers, Highly Paid Employees, and Contractors

1 List all officers, directors, trustees, foundation managers and their compensation (see instructions).

(a) Name and address	(b) Title and average hours per week devoted to position	(c) Compensation (if not paid, enter -0-)	(d) Contributions to employee benefit plans and deferred compensation *	(e) Expense account, other allowances
Michael W Grebe Milwaukee, WI	President 40	292,246	34,555	462
Daniel P Schmidt Wauwatosa, WI	Vice President for Oper 40	260,103	41,020	276
Robert N Berkopoc Franklin, WI	Vice President for Fina 32	164,182	26,952	792
See Part VIII, Line 1 Stmt		458,742	0	0

2 Compensation of five highest-paid employees (other than those included on line 1— see instructions) If none, enter 'None'

(a) Name and address of each employee paid more than \$50,000	(b) Title and average hours per week devoted to position	(c) Compensation	(d) Contributions to employee benefit plans and deferred compensation *	(e) Expense account, other allowances
William Schambra Alexandria, VA	Senior Director of Prog 40	191,800	34,044	276
Dianne Sehler Bayside, WI	Director of Academic I 40	122,800	23,448	366
Kelly Ambrose Milwaukee, WI	Director of Community P 40	97,400	20,745	237
Michael Uhlmann Milwaukee, WI	Director of Public Poli 40	86,000	16,949	396
Cynthia Friauf Milwaukee, WI	Controller 40	84,500	15,977	61
Total number of other employees paid over \$50,000				3

3 Five highest-paid independent contractors for professional services -- (see instructions). If none, enter 'None'

(a) Name and address of each person paid more than \$50,000	(b) Type of service	(c) Compensation
Acacia Institutional Partners, L.P New York, NY	Investment Management	1,468,925
Capital Guardian Trust Company Brea, CA	Investment Management	541,991
Trust Company of the West Los Angeles, CA	Investment Management	278,890
Strong Capital Management Milwaukee, WI	Investment Management	234,729
Fayez Sarofim & Company Houston, TX	Investment Management	215,166
Total number of others receiving over \$50,000 for professional services		5

Part IX Summary of Direct Charitable Activities

List the foundation's four largest direct charitable activities during the tax year. Include relevant statistical information such as the number of organizations and other beneficiaries served, conferences convened, research papers produced, etc.	Expenses
1 NONE	0
2	
3	
4	

Part IX-B Summary of Program-Related Investments (see instructions)

Describe the two largest program-related investments made by the foundation during the tax year on lines 1 and 2	Amount
1 NONE	0
2	
All other program related investments See instructions	
3	
Total. Add lines 1 through 3	None

Part X Minimum Investment Return (All domestic foundations must complete this part Foreign foundations, see instructions)

1 Fair market value of assets not used (or held for use) directly in carrying out charitable, etc, purposes		
a Average monthly fair market value of securities	1a	534,746,875
b Average of monthly cash balances	1b	322,583
c Fair market value of all other assets (see instructions)	1c	
d Total (add lines 1a, b and c)	1d	535,069,458
e Reduction claimed for blockage or other factors reported on lines 1a and 1c (attach detailed explanation)	1e	
2 Acquisition indebtedness applicable to line 1 assets	2	0
3 Subtract line 2 from line 1d	3	535,069,458
4 Cash deemed held for charitable activities Enter 1-1/2% of line 3 (for greater amount, see instructions)	4	8,026,042
5 Net value of noncharitable-use assets Subtract line 4 from line 3 Enter here and on Part V, line 4	5	527,043,416
6 Minimum investment return. Enter 5% of line 5	6	26,352,171

Part XI Distributable Amount (see instructions) (Section 4942(j)(3) and (j)(5) private operating foundations and certain foreign organizations check here and do not complete this part)

1 Minimum investment return from Part X, line 6	1	26,352,171
2a Tax on investment income for 2002 from Part VI, line 5	2a	131,223
b Income tax for 2002 (This does not include the tax from Part VI)	2b	
c Add lines 2a and 2b	2c	131,223
3 Distributable amount before adjustments Subtract line 2c from line 1	3	26,220,948
4a Recoveries of amounts treated as qualifying distributions	4a	4,917
b Income distributions from section 4947(a)(2) trusts	4b	
c Add lines 4a and 4b	4c	4,917
5 Add lines 3 and 4c	5	26,225,865
6 Deduction from distributable amount (see instructions)	6	
7 Distributable amount as adjusted Subtract line 6 from line 5 Enter here and on Part XIII, line 1	7	26,225,865

Part XII Qualifying Distributions (see instructions)

1 Amounts paid (including administrative expenses) to accomplish charitable, etc, purposes		
a Expenses, contributions, gifts, etc - total from Part I, column (d), line 26	1a	31,625,311
b Program-related investments - Total from Part IX-B	1b	0
2 Amounts paid to acquire assets used (or held for use) directly in carrying out charitable, etc, purposes	2	
3 Amounts set aside for specific charitable projects that satisfy the		
a Suitability test (prior IRS approval required)	3a	
b Cash distribution test (attach the required schedule)	3b	
4 Qualifying distributions Add lines 1a through 3b Enter here and on Part V, line 8, and Part XIII, line 4	4	31,625,311
5 Organizations that qualify under section 4940(e) for the reduced rate of tax on net investment income Enter 1% of Part I, line 27b (see instructions)	5	
6 Adjusted qualifying distributions Subtract line 5 from line 4	6	31,625,311

Note The amount on line 6 will be used in Part V column (b), in subsequent years when calculating whether the foundation qualifies for the section 4940(e) reduction of tax in those years

Part XIII Undistributed Income (see instructions)

	(a) Corpus	(b) Years prior to 2001	(c) 2001	(d) 2002
1 Distributable amount for 2002 from Part XI, line 7				26,225,865
2 Undistributed income, if any, as of the end of 2001				
a Enter amount for 2001 only			0	
b Total for prior years 20 __, 19 __, 19 __				
3 Excess distributions carryover, if any, to 2002				
a From 1997	7,782,107			
b From 1998	11,446,847			
c From 1999	25,906,974			
d From 2000	18,073,533			
e From 2001	6,791,262			
f Total of lines 3a through e	70,000,723			
4 Qualifying distributions for 2002 from Part XII, line 4 ▶ \$ 31,625,311				
a Applied to 2001, but not more than line 2a				
b Applied to undistributed income of prior years (Election required – see instructions)				
c Treated as distributions out of corpus (Election required – see instructions)				
d Applied to 2002 distributable amount				26,225,865
e Remaining amount distributed out of corpus	5,399,446			
5 Excess distributions carryover applied to 2002 (If an amount appears in column (d) the same amount must be shown in column (a))				
6 Enter the net total of each column as indicated below:				
a Corpus Add lines 3f, 4c, and 4e Subtract line 5	75,400,169			
b Prior years' undistributed income Subtract line 4b from line 2b		0		
c Enter the amount of prior years' undistributed income for which a notice of deficiency has been issued, or on which the section 4942(a) tax has been previously assessed				
d Subtract line 6c from line 6b Taxable amount – see instructions		0		
e Undistributed income for 2001 Subtract line 4a from line 2a. Taxable amount – see instructions			0	
f Undistributed income for 2002 Subtract lines 4d and 5 from line 1 This amount must be distributed in 2003				0
7 Amounts treated as distributions out of corpus to satisfy requirements imposed by section 170(b)(1)(E) or 4942(g)(3) (see instructions)	708,000			
8 Excess distributions carryover from 1997 not applied on line 5 or line 7 (see instructions)	7,074,107			
9 Excess distributions carryover to 2003 Subtract lines 7 and 8 from line 6a	67,618,062			
10 Analysis of line 9				
a Excess from 1998	11,446,847			
b Excess from 1999	25,906,974			
c Excess from 2000	18,073,533			
d Excess from 2001	6,791,262			
e Excess from 2002	5,399,446			

Part XIV Private Operating Foundations (see instructions and Part VII-A, question 9) N/A

- 1 a** If the foundation has received a ruling or determination letter that it is a private operating foundation, and the ruling is effective for 2002, enter the date of the ruling ▶
- b** Check box to indicate whether the organization is a private operating foundation described in section 4942(j)(3) or 4942(j)(5)

	Tax year				(e) Total
	(a) 2002	(b) 2001	(c) 2000	(d) 1999	
2 a Enter the lesser of the adjusted net income from Part I or the minimum investment return from Part X for each year listed					
b 85% of line 2a					
c Qualifying distributions from Part XII, line 4 for each year listed					
d Amounts included in line 2c not used directly for active conduct of exempt activities					
e Qualifying distributions made directly for active conduct of exempt activities. Subtract line 2d from line 2c					
3 Complete 3a, b, or c for the alternative test relied upon					
a 'Assets' alternative test - enter					
(1) Value of all assets					
(2) Value of assets qualifying under section 4942(j)(3)(B)(i)					
b 'Endowment' alternative test - Enter 2/3 of minimum investment return shown in Part X, line 6 for each year listed					
c 'Support' alternative test - enter					
(1) Total support other than gross investment income (interest, dividends, rents, payments on securities loans (section 512(a)(5)), or royalties)					
(2) Support from general public and 5 or more exempt organizations as provided in section 4942(j)(3)(B)(iii)					
(3) Largest amount of support from an exempt organization					
(4) Gross investment income					

Part XV Supplementary Information (Complete this part only if the organization had \$5,000 or more in assets at any time during the year)

- 1 Information Regarding Foundation Managers:**
- a** List any managers of the foundation who have contributed more than 2% of the total contributions received by the foundation before the close of any tax year (but only if they have contributed more than \$5,000) (See section 507(d)(2))
- NONE

- b** List any managers of the foundation who own 10% or more of the stock of a corporation (or an equally large portion of the ownership of a partnership or other entity) of which the foundation has a 10% or greater interest
- NONE

- 2 Information Regarding Contribution, Grant, Gift, Loan, Scholarship, etc, Programs:**
- Check here if the organization only makes contributions to preselected charitable organizations and does not accept unsolicited requests for funds. If the organization makes gifts, grants, etc. (see instructions) to individuals or organizations under other conditions, complete items 2a, b, c, and d

a The name, address, and telephone number of the person to whom applications should be addressed

Grant Program - The Lynde and Harry Bradley Foundation
 P O Box 510860
 Milwaukee WI 53203-0153 (414) 291-9915

b The form in which applications should be submitted and information and materials they should include

Proposal, Budgets, and Amount of Grant being requested
 IRS Determination Letter under Section 501(c)(3)

c Any submission deadlines

Prior to quarterly board meetings

d Any restrictions or limitations on awards, such as by geographical areas, charitable fields, kinds of institutions, or other factors

The Foundation normally awards grants only to organizations qualified under 509(a), (1), (2), (3) and Section 501(c)(3) of the Internal Revenue Code. Grants are not awarded to individuals

Part XV Supplementary Information (continued)

3 Grants and Contributions Paid During the Year or Approved for Future Payment

Recipient Name and address (home or business)	If recipient is an individual, show any relationship to any foundation manager or substantial contributor	Foundation status of recipient	Purpose of grant or contribution	Amount
a Paid during the year SEE ATTACHED STATEMENT, PAGE 146	None	Various	Various	28,027,492
Total				▶ 3a 28,027,492
b Approved for future payment NONE	N/A	N/A	N/A	0
Total				▶ 3b 0

Schedule B
(Form 990, 990-EZ,
or 990-PF)

Department of the Treasury
Internal Revenue Service

Schedule of Contributors

Supplementary information for
line 1 of Form 990, 990-EZ and 990-PF (see instructions)

OMB No 1545-0047

2002

Name of organization

The Lynde and Harry Bradley Foundation, Inc

Employer identification number

39-6037928

Organization type (check one)

Filers of

Form 990 or 990 EZ

Section:

- 501(c)(____) (enter number) organization
- 4947(a)(1) nonexempt charitable trust not treated as a private foundation
- 527 political organization

Form 990 PF

- 501(c)(3) exempt private foundation
- 4947(a)(1) nonexempt charitable trust treated as a private foundation
- 501(c)(3) taxable private foundation

Check if your organization is covered by the **General Rule** or a **Special Rule** (Note Only a section 501(c)(7), (8) or (10) organization can check box(es) for both the General Rule and a Special Rule – see instructions)

General Rule –

- For organizations filing Form 990, 990 EZ, or 990 PF that received, during the year, \$5,000 or more (in money or property) from any one contributor (Complete Parts I and II)

Special Rules –

- For a section 501(c)(3) organization filing Form 990, or Form 990 EZ, that met the 33-1/3% support test of the regulations under sections 509(a)(1)/170(b)(1)(A)(vi) and received from any one contributor, during the year, a contribution of the greater of \$5,000 or 2% of the amount on line 1 of these forms (Complete Parts I and II)
- For a section 501(c)(7), (8), or (10) organization filing Form 990, or Form 990-EZ, that received from any one contributor, during the year, aggregate contributions or bequests of more than \$1,000 for use *exclusively* for religious, charitable, scientific, literary, or educational purposes, or the prevention of cruelty to children or animals (Complete Parts I, II, and III)
- For a section 501(c)(7), (8), or (10) organization filing Form 990, or Form 990 EZ, that received from any one contributor, during the year, some contributions for use *exclusively* for religious, charitable, etc, purposes, but these contributions did not aggregate to more than \$1,000 (If this box is checked, enter here the total contributions that were received during the year for an *exclusively* religious, charitable, etc, purpose Do not complete any of the Parts unless the **General Rule** applies to this organization because it received nonexclusively religious, charitable, etc, contributions of \$5,000 or more during the year) ▶ \$ _____

Caution Organizations that are not covered by the General Rule and/or the Special Rules do not file Schedule B (Form 990, 990-EZ, or 990 PF) but **must** check the box in the heading of their Form 990, Form 990 EZ, or on line 1 of their Form 990 PF, to certify that they do not meet the filing requirements of Schedule B (Form 990, 990-EZ, or 990-PF)

BAA For Paperwork Reduction Act Notice, see the instructions for Form 990 and Form 990-EZ

Schedule B (Form 990, 990 EZ, or 990-PF) (2002)

Name of organization

Employer identification number

The Lynde and Harry Bradley Foundation, Inc

39-6037928

Part I Contributors (See Instructions)

(a) Number	(b) Name, address and ZIP + 4	(c) Aggregate contributions	(d) Type of contribution
1	Mr & Mrs Michael Keiser 3636 North Broadway Avenue Chicago IL 60613	\$ 708,000	Person <input checked="" type="checkbox"/> Payroll <input type="checkbox"/> Noncash <input type="checkbox"/> (Complete Part II if there is a noncash contribution)
---	----- ----- -----	\$ -----	Person <input type="checkbox"/> Payroll <input type="checkbox"/> Noncash <input type="checkbox"/> (Complete Part II if there is a noncash contribution)
---	----- ----- -----	\$ -----	Person <input type="checkbox"/> Payroll <input type="checkbox"/> Noncash <input type="checkbox"/> (Complete Part II if there is a noncash contribution)
---	----- ----- -----	\$ -----	Person <input type="checkbox"/> Payroll <input type="checkbox"/> Noncash <input type="checkbox"/> (Complete Part II if there is a noncash contribution)
---	----- ----- -----	\$ -----	Person <input type="checkbox"/> Payroll <input type="checkbox"/> Noncash <input type="checkbox"/> (Complete Part II if there is a noncash contribution)
---	----- ----- -----	\$ -----	Person <input type="checkbox"/> Payroll <input type="checkbox"/> Noncash <input type="checkbox"/> (Complete Part II if there is a noncash contribution)

Return of a Shareholder of a Passive Foreign Investment Company or Qualified Electing Fund

OMB No 1545-1002

Department of the Treasury
Internal Revenue Service

▶ See separate instructions

Attachment
Sequence No **69**

Name of shareholder **THE LYNDE AND HARRY BRADLEY FOUNDATION, INC.** Identifying number (see page 2 of instructions) **39-6037928**

Number street and room or suite no (If a P O box see page 2 of instructions) **PO BOX 510860** Shareholder tax year calendar year **2002** or other tax year beginning 20 and ending 20 ..

City or town state and ZIP code or country **MILWAUKEE, WI 53203-0153**

Check type of shareholder filing the return Individual Corporation Partnership S Corporation Nongrantor Trust Estate

Name of passive foreign investment company (PFIC) or qualified electing fund (QEF) **GSC PARTNERS CDO FUND, LTD** Employer identification number (if any) **13-4107197**

Address (Enter number street city or town and country) **C/O GSC PARTNERS 12 EAST 49 ST, SUITE 3200 NEW YORK, NY 10017** Tax year of company or fund calendar year **2002** or other tax year beginning 20 and ending 20

Part I Elections (See instructions)

- Election To Treat the PFIC as a QEF** I, a shareholder of a PFIC, elect to treat the PFIC as a QEF *Complete lines 1a through 2c of Part II*
- Deemed Sale Election** I, a shareholder on the first day of a PFIC's first tax year as a QEF, elect to recognize gain on the deemed sale of my interest in the PFIC *Enter gain or loss on line 10f of Part IV*
- Deemed Dividend Election** I, a shareholder on the first day of a PFIC's first tax year as a QEF that is a controlled foreign corporation (CFC), elect to treat an amount equal to my share of the post-1986 earnings and profits of the CFC as an excess distribution *Enter this amount on line 10e*
- Election To Extend Time For Payment of Tax** I, a shareholder of a QEF, elect to extend the time for payment of tax on the undistributed earnings and profits of the QEF until this election is terminated *Complete lines 3a through 4c of Part II to calculate the tax that may be deferred*
Note. *If any portion of line 1a or line 2a of Part II is includible under section 551 or 951, you may not make this election Also, see sections 1294(c) and 1294(f) and the related regulations for events that terminate this election*
- Election To Recognize Gain on Deemed Sale of PFIC** I, a shareholder of a former PFIC, elect to treat as an excess distribution the gain recognized on the deemed sale of my interest in the PFIC, or, if I qualify, my share of the PFIC's post-1986 earnings and profits deemed distributed, on the last day of its last tax year as a PFIC under section 1297(a) *Enter gain on line 10f of Part IV*
- Election To Mark-to-Market PFIC Stock** I, a shareholder of a PFIC, elect to mark-to-market the PFIC stock that is marketable within the meaning of section 1296(e) *Complete Part III*

Part II Income From a Qualified Electing Fund (QEF) All QEF shareholders complete lines 1a through 2c If you are making Election D, also complete lines 3a through 4c (See page 5 of instructions)

1a Enter your pro rata share of the ordinary earnings of the QEF	1a	30		
b Enter the portion of line 1a that is included in income under section 551 or 951 or that may be excluded under section 1293(g)	1b	NONE		
c Subtract line 1b from line 1a Enter this amount on your tax return as dividend income .	1c		30	
2a Enter your pro rata share of the total net capital gain of the QEF	2a	NONE		
b Enter the portion of line 2a that is included in income under section 551 or 951 or that may be excluded under section 1293(g)	2b	NONE		
c Subtract line 2b from line 2a This amount is a net long-term capital gain Enter this amount in Part II of the Schedule D used for your income tax return (See instructions) .	2c		NONE	
3a Add lines 1c and 2c	3a		30	
b Enter the total amount of cash and the fair market value of other property distributed or deemed distributed to you during the tax year of the QEF (See instructions)	3b	243		
c Enter the portion of line 3a not already included in line 3b that is attributable to shares in the QEF that you disposed of, pledged, or otherwise transferred during the tax year	3c			
d Add lines 3b and 3c	3d		243	
e Subtract line 3d from line 3a, and enter the difference (if zero or less, enter amount in brackets) Important: <i>If line 3e is greater than zero, and no portion of line 1a or 2a is includible in income under section 551 or 951, you may make Election D with respect to the amount on line 3e</i>	3e			
4a Enter the total tax for the tax year (See instructions)	4a			
b Enter the total tax for the tax year determined without regard to the amount entered on line 3e	4b			
c Subtract line 4b from line 4a This is the deferred tax, the time for payment of which is extended by making Election D See instructions	4c			

Part III Gain or (Loss) From Mark-to-Market Election (See page 5 of instructions)

5 Enter the fair market value of your PFIC stock at the end of the tax year	5	NONE
6 Enter your adjusted basis in the stock at the end of the tax year	6	
7 Excess Subtract line 6 from line 5. If a gain, stop here . Include this amount as ordinary income on your tax return. If a loss, go to line 8	7	
8 Enter any unreversed inclusions (as defined in section 1296(d)). See instructions	8	
9 Enter the smaller of line 7 or line 8. Include this amount as an ordinary loss on your tax return	9	NONE

Part IV Distributions and Disposition of Stock in a Section 1291 Fund (See page 6 of instructions)
 Complete a separate Part IV for each excess distribution

10a Enter your total distributions from the PFIC during the current tax year. If the holding period of the PFIC stock began in the current tax year, this amount is dividend income to the extent there are accumulated earnings and profits	10a	
b Enter the total distributions (reduced by the portions of such distributions that were excess distributions but not included in income under section 1291(a)(1)(B)) made by the company for each of the 3 years preceding the current tax year (or if shorter, the portion of the shareholder's holding period before the current tax year)	10b	
c Divide line 10b by 3. (See instructions if the number of preceding tax years is less than 3)	10c	
d Multiply line 10c by 125%. Enter the lesser of line 10a or line 10d as a dividend on your income tax return	10d	
e Subtract line 10d from line 10a. This amount, if more than zero, is the total excess distribution. If zero or less and you did not dispose of stock during the tax year, do not complete the rest of Part IV. See instructions if you received more than one distribution during the current tax year	10e	
f Enter gain or loss from the disposition of stock of a section 1291 fund or former section 1291 fund. If a gain, complete line 11. If a loss, show it in brackets and do not complete line 11	10f	
11a Attach a statement for each distribution and disposition. Show your holding period for each share of stock or block of shares held. Allocate the excess distribution to each day in your holding period. Add all amounts that are allocated to days in each tax year		
b Enter the total of the amounts determined in line 11a that are allocable to the current tax year and tax years before the foreign corporation became a PFIC (pre-PFIC tax years). Enter these amounts on your income tax return as other income	11b	
c Enter the aggregate increases in tax (before credits) for each tax year in your holding period (other than the current tax year and pre-PFIC years). (See instructions)	11c	
d Foreign tax credit. (See instructions)	11d	
e Subtract line 11d from line 11c. Enter this amount on your income tax return as "additional tax." (See instructions)	11e	
f Determine interest on each net increase in tax determined on line 11e using the rates and methods of section 6621. Enter the aggregate amount of interest here. (See instructions)	11f	

Part V Status of Prior Year Section 1294 Elections and Termination of Section 1294 Elections

Complete a separate column for each outstanding election. Complete lines 9 and 10 only if there is a partial termination of the section 1294 election

	(i)	(ii)	(iii)	(iv)	(v)	(vi)
1 Tax year of outstanding election
2 Undistributed earnings to which the election relates						
3 Deferred tax						
4 Interest accrued on deferred tax (line 3) as of the filing date						
5 Event terminating election						
6 Earnings distributed or deemed distributed during the tax year						
7 Deferred tax due with this return						
8 Accrued interest due with this return						
9 Deferred tax outstanding after partial termination of election						
10 Interest accrued after partial termination of election						



Return of a Shareholder of a Passive Foreign Investment Company or Qualified Electing Fund

Department of the Treasury
Internal Revenue Service

▶ See separate instructions

Attachment
Sequence No **69**

Name of shareholder THE LYNDE AND HARRY BRADLEY FOUNDATION, INC.	Identifying number (see page 2 of instructions) 39-6037928
Number, street, and room or suite no. (If a P.O. box, see page 2 of instructions) PO BOX 510860	Shareholder tax year, calendar year 20 02 , or other tax year beginning 20 .. and ending 20 ..
City or town, state, and ZIP code or country MILWAUKEE, WI 53203-0153	
Check type of shareholder filing the return: <input type="checkbox"/> Individual <input checked="" type="checkbox"/> Corporation <input type="checkbox"/> Partnership <input type="checkbox"/> S Corporation <input type="checkbox"/> Nongrantor Trust <input type="checkbox"/> Estate	
Name of passive foreign investment company (PFIC) or qualified electing fund (QEF) GSC PARTNERS CDO FUND II, LTD	Employer identification number (if any) 22-3762445
Address (Enter number, street, city or town, and country) PO BOX 309 UGLAND HOUSE, GEORGETOWN, GRAND CAYMAN, CAYMAN	Tax year of company or fund, calendar year 20 02 , or other tax year beginning 20 .. and ending 20 ..

Part I Elections (See instructions) ISLANDS

A **Election To Treat the PFIC as a QEF** I, a shareholder of a PFIC, elect to treat the PFIC as a QEF. Complete lines 1a through 2c of Part II.

B **Deemed Sale Election** I, a shareholder on the first day of a PFIC's first tax year as a QEF, elect to recognize gain on the deemed sale of my interest in the PFIC. Enter gain or loss on line 10f of Part IV.

C **Deemed Dividend Election** I, a shareholder on the first day of a PFIC's first tax year as a QEF that is a controlled foreign corporation (CFC), elect to treat an amount equal to my share of the post-1986 earnings and profits of the CFC as an excess distribution. Enter this amount on line 10e.

D **Election To Extend Time For Payment of Tax** I, a shareholder of a QEF, elect to extend the time for payment of tax on the undistributed earnings and profits of the QEF until this election is terminated. Complete lines 3a through 4c of Part II to calculate the tax that may be deferred.
Note If any portion of line 1a or line 2a of Part II is includible under section 551 or 951, you may **not** make this election. Also, see sections 1294(c) and 1294(f) and the related regulations for events that terminate this election.

E **Election To Recognize Gain on Deemed Sale of PFIC** I, a shareholder of a former PFIC, elect to treat as an excess distribution the gain recognized on the deemed sale of my interest in the PFIC, or, if I qualify, my share of the PFIC's post-1986 earnings and profits deemed distributed, on the last day of its last tax year as a PFIC under section 1297(a). Enter gain on line 10f of Part IV.

F **Election To Mark-to-Market PFIC Stock** I, a shareholder of a PFIC, elect to mark-to-market the PFIC stock that is marketable within the meaning of section 1296(e). Complete Part III.

Part II Income From a Qualified Electing Fund (QEF) All QEF shareholders complete lines 1a through 2c. If you are making Election D, also complete lines 3a through 4c. (See page 5 of instructions.)

1a Enter your pro rata share of the ordinary earnings of the QEF	1a	21,709		
b Enter the portion of line 1a that is included in income under section 551 or 951 or that may be excluded under section 1293(g)	1b			
c Subtract line 1b from line 1a. Enter this amount on your tax return as dividend income	1c			21,709
2a Enter your pro rata share of the total net capital gain of the QEF	2a	NONE		
b Enter the portion of line 2a that is included in income under section 551 or 951 or that may be excluded under section 1293(g)	2b			
c Subtract line 2b from line 2a. This amount is a net long-term capital gain. Enter this amount in Part II of the Schedule D used for your income tax return. (See instructions.)	2c			NONE
3a Add lines 1c and 2c	3a			21,709
b Enter the total amount of cash and the fair market value of other property distributed or deemed distributed to you during the tax year of the QEF. (See instructions.)	3b	214,160		
c Enter the portion of line 3a not already included in line 3b that is attributable to shares in the QEF that you disposed of, pledged, or otherwise transferred during the tax year.	3c			
d Add lines 3b and 3c	3d			214,160
e Subtract line 3d from line 3a, and enter the difference (if zero or less, enter amount in brackets). Important If line 3e is greater than zero, and no portion of line 1a or 2a is includible in income under section 551 or 951, you may make Election D with respect to the amount on line 3e.	3e			
4a Enter the total tax for the tax year. (See instructions.)	4a			
b Enter the total tax for the tax year determined without regard to the amount entered on line 3e.	4b			
c Subtract line 4b from line 4a. This is the deferred tax, the time for payment of which is extended by making Election D. See instructions.	4c			

Part III Gain or (Loss) From Mark-to-Market Election (See page 5 of instructions)

5	Enter the fair market value of your PFIC stock at the end of the tax year	5	NONE
6	Enter your adjusted basis in the stock at the end of the tax year	6	
7	Excess Subtract line 6 from line 5. If a gain, stop here . Include this amount as ordinary income on your tax return. If a loss, go to line 8.	7	
8	Enter any unreversed inclusions (as defined in section 1296(d)). See instructions.	8	
9	Enter the smaller of line 7 or line 8. Include this amount as an ordinary loss on your tax return.	9	NONE

Part IV Distributions and Disposition of Stock in a Section 1291 Fund (See page 6 of instructions)
 Complete a separate Part IV for each excess distribution

10a	Enter your total distributions from the PFIC during the current tax year. If the holding period of the PFIC stock began in the current tax year, this amount is dividend income to the extent there are accumulated earnings and profits.	10a	
b	Enter the total distributions (reduced by the portions of such distributions that were excess distributions but not included in income under section 1291(a)(1)(B)) made by the company for each of the 3 years preceding the current tax year (or if shorter, the portion of the shareholder's holding period before the current tax year).	10b	
c	Divide line 10b by 3. (See instructions if the number of preceding tax years is less than 3.)	10c	
d	Multiply line 10c by 125%. Enter the lesser of line 10a or line 10d as a dividend on your income tax return.	10d	
e	Subtract line 10d from line 10a. This amount, if more than zero, is the total excess distribution. If zero or less and you did not dispose of stock during the tax year, do not complete the rest of Part IV. See instructions if you received more than one distribution during the current tax year.	10e	
f	Enter gain or loss from the disposition of stock of a section 1291 fund or former section 1291 fund. If a gain, complete line 11. If a loss, show it in brackets and do not complete line 11.	10f	
11a	Attach a statement for each distribution and disposition. Show your holding period for each share of stock or block of shares held. Allocate the excess distribution to each day in your holding period. Add all amounts that are allocated to days in each tax year.		
b	Enter the total of the amounts determined in line 11a that are allocable to the current tax year and tax years before the foreign corporation became a PFIC (pre-PFIC tax years). Enter these amounts on your income tax return as other income.	11b	
c	Enter the aggregate increases in tax (before credits) for each tax year in your holding period (other than the current tax year and pre-PFIC years). (See instructions.)	11c	
d	Foreign tax credit. (See instructions.)	11d	
e	Subtract line 11d from line 11c. Enter this amount on your income tax return as "additional tax." (See instructions.)	11e	
f	Determine interest on each net increase in tax determined on line 11e using the rates and methods of section 6621. Enter the aggregate amount of interest here. (See instructions.)	11f	

Part V Status of Prior Year Section 1294 Elections and Termination of Section 1294 Elections

Complete a separate column for each outstanding election. Complete lines 9 and 10 only if there is a partial termination of the section 1294 election.

	(i)	(ii)	(iii)	(iv)	(v)	(vi)
1	Tax year of outstanding election
2	Undistributed earnings to which the election relates					
3	Deferred tax					
4	Interest accrued on deferred tax (line 3) as of the filing date					
5	Event terminating election					
6	Earnings distributed or deemed distributed during the tax year					
7	Deferred tax due with this return					
8	Accrued interest due with this return					
9	Deferred tax outstanding after partial termination of election					
10	Interest accrued after partial termination of election					



Return of a Shareholder of a Passive Foreign Investment Company or Qualified Electing Fund

OMB No 1545-1002

Department of the Treasury
Internal Revenue Service

▶ See separate instructions

Attachment
Sequence No **69**

Name of shareholder THE LYNDE AND HARRY BRADLEY FOUNDATION, INC.		Identifying number (see page 2 of instructions) 39-6037928
Number, street and room or suite no. (If a P.O. box, see page 2 of instructions) PO BOX 510860		Shareholder tax year: calendar year 20 02 or other tax year beginning 20 and ending , 20
City or town, state and ZIP code or country MILWAUKEE, WI 53203-0153		
Check type of shareholder filing the return: <input type="checkbox"/> Individual <input checked="" type="checkbox"/> Corporation <input type="checkbox"/> Partnership <input type="checkbox"/> S Corporation <input type="checkbox"/> Nongrantor Trust <input type="checkbox"/> Estate		
Name of passive foreign investment company (PFIC) or qualified electing fund (QEF) GSC PARTNERS CDO FUND, LTD		Employer identification number (if any) 13-4107197
Address (Enter number, street, city or town, and country) BO BOX 309 UGLAND HOUSE, GEORGETOWN, GRAND CAYMAN, CAYMAN ISLANDS		Tax year of company or fund: calendar year 20 02 or other tax year beginning 20 and ending 20

Part I Elections (See instructions)

- Election To Treat the PFIC as a QEF.** I, a shareholder of a PFIC, elect to treat the PFIC as a QEF. Complete lines 1a through 2c of Part II.
- Deemed Sale Election.** I, a shareholder on the first day of a PFIC's first tax year as a QEF, elect to recognize gain on the deemed sale of my interest in the PFIC. Enter gain or loss on line 10f of Part IV.
- Deemed Dividend Election.** I, a shareholder on the first day of a PFIC's first tax year as a QEF that is a controlled foreign corporation (CFC), elect to treat an amount equal to my share of the post-1986 earnings and profits of the CFC as an excess distribution. Enter this amount on line 10e.
- Election To Extend Time For Payment of Tax.** I, a shareholder of a QEF, elect to extend the time for payment of tax on the undistributed earnings and profits of the QEF until this election is terminated. Complete lines 3a through 4c of Part II to calculate the tax that may be deferred.
Note: If any portion of line 1a or line 2a of Part II is includible under section 551 or 951, you may not make this election. Also, see sections 1294(c) and 1294(f) and the related regulations for events that terminate this election.
- Election To Recognize Gain on Deemed Sale of PFIC.** I, a shareholder of a former PFIC, elect to treat as an excess distribution the gain recognized on the deemed sale of my interest in the PFIC, or, if I qualify, my share of the PFIC's post-1986 earnings and profits deemed distributed, on the last day of its last tax year as a PFIC under section 1297(a). Enter gain on line 10f of Part IV.
- Election To Mark-to-Market PFIC Stock.** I, a shareholder of a PFIC, elect to mark-to-market the PFIC stock that is marketable within the meaning of section 1296(e). Complete Part III.

Part II Income From a Qualified Electing Fund (QEF). All QEF shareholders complete lines 1a through 2c. If you are making Election D, also complete lines 3a through 4c. (See page 5 of instructions.)

1a Enter your pro rata share of the ordinary earnings of the QEF	1a	46,499	
b Enter the portion of line 1a that is included in income under section 551 or 951 or that may be excluded under section 1293(g)	1b		
c Subtract line 1b from line 1a. Enter this amount on your tax return as dividend income	1c		46,499
2a Enter your pro rata share of the total net capital gain of the QEF	2a		
b Enter the portion of line 2a that is included in income under section 551 or 951 or that may be excluded under section 1293(g)	2b	NONE	
c Subtract line 2b from line 2a. This amount is a net long-term capital gain. Enter this amount in Part II of the Schedule D used for your income tax return. (See instructions.)	2c		NONE
3a Add lines 1c and 2c	3a		46,499
b Enter the total amount of cash and the fair market value of other property distributed or deemed distributed to you during the tax year of the QEF. (See instructions.)	3b	388,342	
c Enter the portion of line 3a not already included in line 3b that is attributable to shares in the QEF that you disposed of, pledged, or otherwise transferred during the tax year	3c		
d Add lines 3b and 3c	3d		388,342
e Subtract line 3d from line 3a, and enter the difference (if zero or less, enter amount in brackets). Important: If line 3e is greater than zero, and no portion of line 1a or 2a is includible in income under section 551 or 951, you may make Election D with respect to the amount on line 3e.	3e		
4a Enter the total tax for the tax year. (See instructions.)	4a		
b Enter the total tax for the tax year determined without regard to the amount entered on line 3e	4b		
c Subtract line 4b from line 4a. This is the deferred tax, the time for payment of which is extended by making Election D. See instructions.	4c		

Part III Gain or (Loss) From Mark-to-Market Election (See page 5 of instructions)

5	Enter the fair market value of your PFIC stock at the end of the tax year	5	NONE
6	Enter your adjusted basis in the stock at the end of the tax year	6	
7	Excess Subtract line 6 from line 5. If a gain, stop here . Include this amount as ordinary income on your tax return. If a loss, go to line 8.	7	
8	Enter any unreversed inclusions (as defined in section 1296(d)). See instructions.	8	
9	Enter the smaller of line 7 or line 8. Include this amount as an ordinary loss on your tax return.	9	NONE

Part IV Distributions and Disposition of Stock in a Section 1291 Fund (See page 6 of instructions)
Complete a separate Part IV for each excess distribution

10a	Enter your total distributions from the PFIC during the current tax year. If the holding period of the PFIC stock began in the current tax year, this amount is dividend income to the extent there are accumulated earnings and profits.	10a	
b	Enter the total distributions (reduced by the portions of such distributions that were excess distributions but not included in income under section 1291(a)(1)(B)) made by the company for each of the 3 years preceding the current tax year (or if shorter, the portion of the shareholder's holding period before the current tax year).	10b	
c	Divide line 10b by 3. (See instructions if the number of preceding tax years is less than 3.)	10c	
d	Multiply line 10c by 125%. Enter the lesser of line 10a or line 10d as a dividend on your income tax return.	10d	
e	Subtract line 10d from line 10a. This amount, if more than zero, is the total excess distribution. If zero or less and you did not dispose of stock during the tax year, do not complete the rest of Part IV. See instructions if you received more than one distribution during the current tax year.	10e	
f	Enter gain or loss from the disposition of stock of a section 1291 fund or former section 1291 fund. If a gain, complete line 11. If a loss, show it in brackets and do not complete line 11.	10f	
11a	Attach a statement for each distribution and disposition. Show your holding period for each share of stock or block of shares held. Allocate the excess distribution to each day in your holding period. Add all amounts that are allocated to days in each tax year.		
b	Enter the total of the amounts determined in line 11a that are allocable to the current tax year and tax years before the foreign corporation became a PFIC (pre-PFIC tax years). Enter these amounts on your income tax return as other income.	11b	
c	Enter the aggregate increases in tax (before credits) for each tax year in your holding period (other than the current tax year and pre-PFIC years). (See instructions.)	11c	
d	Foreign tax credit. (See instructions.)	11d	
e	Subtract line 11d from line 11c. Enter this amount on your income tax return as "additional tax." (See instructions.)	11e	
f	Determine interest on each net increase in tax determined on line 11e using the rates and methods of section 6621. Enter the aggregate amount of interest here. (See instructions.)	11f	

Part V Status of Prior Year Section 1294 Elections and Termination of Section 1294 Elections

Complete a separate column for each outstanding election. Complete lines 9 and 10 only if there is a partial termination of the section 1294 election.

	(i)	(ii)	(iii)	(iv)	(v)	(vi)
1	Tax year of outstanding election
2	Undistributed earnings to which the election relates					
3	Deferred tax					
4	Interest accrued on deferred tax (line 3) as of the filing date					
5	Event terminating election					
6	Earnings distributed or deemed distributed during the tax year					
7	Deferred tax due with this return					
8	Accrued interest due with this return					
9	Deferred tax outstanding after partial termination of election					
10	Interest accrued after partial termination of election					



Return by a Shareholder of a Passive Foreign Investment Company or Qualified Electing Fund

▶ See separate instructions

Name of shareholder THE LYNDE & HARRY		Identifying number (see page 2 of instructions) 39-6037928
Number, street, and room or suite no. (If a P O box, see page 2 of instructions) BRADLEY FOUNDATION		Shareholder tax year: calendar year 20 02 or other tax year beginning , 20.... and ending..... 20....
City or town, state, and ZIP code or country MILWAUKEE, WI 53202		
Check type of shareholder filing the return: <input type="checkbox"/> Individual <input checked="" type="checkbox"/> Corporation <input type="checkbox"/> Partnership <input type="checkbox"/> S Corporation <input type="checkbox"/> Nongrantor Trust <input type="checkbox"/> Estate		
Name of passive foreign investment company (PFIC) or qualified electing fund (QEF) Enba plc		Employer identification number (if any) N/A
Address (Enter number, street, city or town, and country) Hambledon House		Tax year of company or fund: calendar year 20 02 or other tax year beginning , 20.... and ending..... 20....
19-26 Lower Pembroke Street, Dublin 2, Ireland		

Part I Elections (See instructions)

- A **Election To Treat the PFIC as a QEF.** I, a shareholder of a PFIC, elect to treat the PFIC as a QEF. Complete lines 1a through 2c of Part II
- B **Deemed Sale Election.** I, a shareholder on the first day of a PFIC's first tax year as a QEF, elect to recognize gain on the deemed sale of my interest in the PFIC. Enter gain or loss on line 10f of Part IV
- C **Deemed Dividend Election.** I, a shareholder on the first day of a PFIC's first tax year as a QEF that is a controlled foreign corporation (CFC), elect to treat an amount equal to my share of the post-1986 earnings and profits of the CFC as an excess distribution. Enter this amount on line 10e
- D **Election To Extend Time For Payment of Tax.** I, a shareholder of a QEF, elect to extend the time for payment of tax on the undistributed earnings and profits of the QEF until this election is terminated. Complete lines 3a through 4c of Part II to calculate the tax that may be deferred.
Note: If any portion of line 1a or line 2a of Part II is includible under section 551 or 951, you may not make this election. Also, see sections 1294(c) and 1294(f) and the related regulations for events that terminate this election
- E **Election To Recognize Gain on Deemed Sale of PFIC.** I, a shareholder of a former PFIC, elect to treat as an excess distribution the gain recognized on the deemed sale of my interest in the PFIC, or, if I qualify, my share of the PFIC's post-1986 earnings and profits deemed distributed, on the last day of its last tax year as a PFIC under section 1297(a). Enter gain on line 10f of Part IV
- F **Election To Mark-to-Market PFIC Stock.** I, a shareholder of a PFIC, elect to mark-to-market the PFIC stock that is marketable within the meaning of section 1296(e). Complete Part III

Part II Income From a Qualified Electing Fund (QEF). All QEF shareholders complete lines 1a through 2c. If you are making Election D, also complete lines 3a through 4c. (See page 5 of instructions)

1a Enter your pro rata share of the ordinary earnings of the QEF	1a	NONE			
b Enter the portion of line 1a that is included in income under section 551 or 951 or that may be excluded under section 1293(g)	1b	NONE			
c Subtract line 1b from line 1a. Enter this amount on your tax return as dividend income	1c	NONE			
2a Enter your pro rata share of the total net capital gain of the QEF	2a	NONE			
b Enter the portion of line 2a that is included in income under section 551 or 951 or that may be excluded under section 1293(g)	2b	NONE			
c Subtract line 2b from line 2a. This amount is a net long-term capital gain. Enter this amount in Part II of the Schedule D used for your income tax return. (See instructions)	2c	NONE			
3a Add lines 1c and 2c	3a	NONE			
b Enter the total amount of cash and the fair market value of other property distributed or deemed distributed to you during the tax year of the QEF. (See instructions)	3b	NONE			
c Enter the portion of line 3a not already included in line 3b that is attributable to shares in the QEF that you disposed of, pledged, or otherwise transferred during the tax year	3c	NONE			
d Add lines 3b and 3c	3d	NONE			
e Subtract line 3d from line 3a, and enter the difference (if zero or less, enter amount in brackets). Important: If line 3e is greater than zero, and no portion of line 1a or 2a is includible in income under section 551 or 951, you may make Election D with respect to the amount on line 3e	3e	NONE			
4a Enter the total tax for the tax year. (See instructions)	4a	NONE			
b Enter the total tax for the tax year determined without regard to the amount entered on line 3e	4b	NONE			
c Subtract line 4b from line 4a. This is the deferred tax; the time for payment of which is extended by making Election D. See instructions.	4c	NONE			

Part III Gain or (Loss) From Mark-to-Market Election (See page 5 of instructions.)

5	Enter the fair market value of your PFIC stock at the end of the tax year	5	
6	Enter your adjusted basis in the stock at the end of the tax year	6	
7	Excess. Subtract line 6 from line 5. If a gain, stop here. Include this amount as ordinary income on your tax return. If a loss, go to line 8	7	
8	Enter any unreversed inclusions (as defined in section 1296(d)). See instructions	8	
9	Enter the smaller of line 7 or line 8. Include this amount as an ordinary loss on your tax return	9	

Part IV Distributions and Disposition of Stock in a Section 1291 Fund (See page 6 of instructions.)

Complete a separate Part IV for each excess distribution

10a	Enter your total distributions from the PFIC during the current tax year. If the holding period of the PFIC stock began in the current tax year, this amount is dividend income to the extent there are accumulated earnings and profits	10a	
b	Enter the total distributions (reduced by the portions of such distributions that were excess distributions but not included in income under section 1291(a)(1)(B)) made by the company for each of the 3 years preceding the current tax year (or if shorter, the portion of the shareholder's holding period before the current tax year)	10b	
c	Divide line 10b by 3. (See instructions if the number of preceding tax years is less than 3)	10c	
d	Multiply line 10c by 125%. Enter the lesser of line 10a or line 10d as a dividend on your income tax return	10d	
e	Subtract line 10d from line 10a. This amount, if more than zero, is the total excess distribution. If zero or less and you did not dispose of stock during the tax year, do not complete the rest of Part IV. See instructions if you received more than one distribution during the current tax year	10e	
f	Enter gain or loss from the disposition of stock of a section 1291 fund or former section 1291 fund. If a gain, complete line 11. If a loss, show it in brackets and do not complete line 11	10f	
11a	Attach a statement for each distribution and disposition. Show your holding period for each share of stock or block of shares held. Allocate the excess distribution to each day in your holding period. Add all amounts that are allocated to days in each tax year		
b	Enter the total of the amounts determined in line 11a that are allocable to the current tax year and tax years before the foreign corporation became a PFIC (pre-PFIC tax years). Enter these amounts on your income tax return as other income	11b	
c	Enter the aggregate increases in tax (before credits) for each tax year in your holding period (other than the current tax year and pre-PFIC years). (See instructions)	11c	
d	Foreign tax credit. (See instructions)	11d	
e	Subtract line 11d from line 11c. Enter this amount on your income tax return as "additional tax." (See instructions)	11e	
f	Determine interest on each net increase in tax determined on line 11e using the rates and methods of section 6621. Enter the aggregate amount of interest here. (See instructions)	11f	

Part V Status of Prior Year Section 1294 Elections and Termination of Section 1294 Elections

Complete a separate column for each outstanding election. Complete lines 9 and 10 only if there is a partial termination of the section 1294 election.

	(i)	(ii)	(iii)	(iv)	(v)	(vi)
1 Tax year of outstanding election						
2 Undistributed earnings to which the election relates						
3 Deferred tax						
4 Interest accrued on deferred tax (line 3) as of the filing date						
5 Event terminating election						
6 Earnings distributed or deemed distributed during the tax year						
7 Deferred tax due with this return						
8 Accrued interest due with this return						
9 Deferred tax outstanding after partial termination of election						
10 Interest accrued after partial termination of election						

Return of a Shareholder of a Passive Foreign Investment Company or Qualified Electing Fund

Department of the Treasury
Internal Revenue Service

▶ See separate instructions

Attachment
Sequence No **69**

Name of shareholder THE LYNDE AND HARRY BRADLEY FOUNDATION, INC.	Identifying number (see page 2 of instructions) 39-6037928
Number street and room or suite no. (If a P.O. box, see page 2 of instructions) PO BOX 510860	Shareholder tax year calendar year 2002 , or other tax year beginning 20 and ending 20
City or town, state, and ZIP code or country MILWAUKEE, WI 53203-0153	
Check type of shareholder filing the return <input type="checkbox"/> Individual <input checked="" type="checkbox"/> Corporation <input type="checkbox"/> Partnership <input type="checkbox"/> S Corporation <input type="checkbox"/> Nongrantor Trust <input type="checkbox"/> Estate	
Name of passive foreign investment company (PFIC) or qualified electing fund (QEF) RHJ INDUSTRIAL PARTNERS, LP	Employer identification number (if any) N/A
Address (Enter number, street, city or town, and country) ONE ROCKEFELLER PLAZA NEW YORK, NY 10020	Tax year of company or fund calendar year 20 02 , or other tax year beginning 20 and ending 20

Part I Elections (See instructions)

- A** **Election To Treat the PFIC as a QEF** I, a shareholder of a PFIC, elect to treat the PFIC as a QEF. Complete lines 1a through 2c of Part II.
- B** **Deemed Sale Election** I, a shareholder on the first day of a PFIC's first tax year as a QEF, elect to recognize gain on the deemed sale of my interest in the PFIC. Enter gain or loss on line 10f of Part IV.
- C** **Deemed Dividend Election** I, a shareholder on the first day of a PFIC's first tax year as a QEF that is a controlled foreign corporation (CFC), elect to treat an amount equal to my share of the post-1986 earnings and profits of the CFC as an excess distribution. Enter this amount on line 10e.
- D** **Election To Extend Time For Payment of Tax** I, a shareholder of a QEF, elect to extend the time for payment of tax on the undistributed earnings and profits of the QEF until this election is terminated. Complete lines 3a through 4c of Part II to calculate the tax that may be deferred.
Note. If any portion of line 1a or line 2a of Part II is includible under section 551 or 951, you may not make this election. Also, see sections 1294(c) and 1294(f) and the related regulations for events that terminate this election.
- E** **Election To Recognize Gain on Deemed Sale of PFIC** I, a shareholder of a former PFIC, elect to treat as an excess distribution the gain recognized on the deemed sale of my interest in the PFIC, or, if I qualify, my share of the PFIC's post-1986 earnings and profits deemed distributed, on the last day of its last tax year as a PFIC under section 1297(a). Enter gain on line 10f of Part IV.
- F** **Election To Mark-to-Market PFIC Stock** I, a shareholder of a PFIC, elect to mark-to-market the PFIC stock that is marketable within the meaning of section 1296(e). Complete Part III.

Part II Income From a Qualified Electing Fund (QEF). All QEF shareholders complete lines 1a through 2c. If you are making Election D, also complete lines 3a through 4c. (See page 5 of instructions.)

1a Enter your pro rata share of the ordinary earnings of the QEF	1a	(053,085)	
b Enter the portion of line 1a that is included in income under section 551 or 951 or that may be excluded under section 1293(g)	1b		
c Subtract line 1b from line 1a. Enter this amount on your tax return as dividend income	1c		(153,085)
2a Enter your pro rata share of the total net capital gain of the QEF	2a		
b Enter the portion of line 2a that is included in income under section 551 or 951 or that may be excluded under section 1293(g)	2b		
c Subtract line 2b from line 2a. This amount is a net long-term capital gain. Enter this amount in Part II of the Schedule D used for your income tax return. (See instructions.)	2c		
3a Add lines 1c and 2c	3a		
b Enter the total amount of cash and the fair market value of other property distributed or deemed distributed to you during the tax year of the QEF. (See instructions.)	3b		
c Enter the portion of line 3a not already included in line 3b that is attributable to shares in the QEF that you disposed of, pledged, or otherwise transferred during the tax year.	3c		
d Add lines 3b and 3c	3d		
e Subtract line 3d from line 3a, and enter the difference (if zero or less, enter amount in brackets). Important: If line 3e is greater than zero, and no portion of line 1a or 2a is includible in income under section 551 or 951, you may make Election D with respect to the amount on line 3e.	3e		
4a Enter the total tax for the tax year. (See instructions.)	4a		
b Enter the total tax for the tax year determined without regard to the amount entered on line 3e.	4b		
c Subtract line 4b from line 4a. This is the deferred tax, the time for payment of which is extended by making Election D. See instructions.	4c		

Part III Gain or (Loss) From Mark-to-Market Election (See page 5 of instructions)

5 Enter the fair market value of your PFIC stock at the end of the tax year	5	NONE
6 Enter your adjusted basis in the stock at the end of the tax year	6	
7 Excess Subtract line 6 from line 5. If a gain, stop here . Include this amount as ordinary income on your tax return. If a loss, go to line 8.	7	
8 Enter any unreversed inclusions (as defined in section 1296(d)). See instructions.	8	
9 Enter the smaller of line 7 or line 8. Include this amount as an ordinary loss on your tax return.	9	NONE

Part IV Distributions and Disposition of Stock in a Section 1291 Fund (See page 6 of instructions)
 Complete a separate Part IV for each excess distribution

10a Enter your total distributions from the PFIC during the current tax year. If the holding period of the PFIC stock began in the current tax year, this amount is dividend income to the extent there are accumulated earnings and profits.	10a	NONE
b Enter the total distributions (reduced by the portions of such distributions that were excess distributions but not included in income under section 1291(a)(1)(B)) made by the company for each of the 3 years preceding the current tax year (or if shorter, the portion of the shareholder's holding period before the current tax year).	10b	
c Divide line 10b by 3. (See instructions if the number of preceding tax years is less than 3.)	10c	
d Multiply line 10c by 125%. Enter the lesser of line 10a or line 10d as a dividend on your income tax return.	10d	
e Subtract line 10d from line 10a. This amount, if more than zero, is the total excess distribution. If zero or less and you did not dispose of stock during the tax year, do not complete the rest of Part IV. See instructions if you received more than one distribution during the current tax year.	10e	
f Enter gain or loss from the disposition of stock of a section 1291 fund or former section 1291 fund. If a gain, complete line 11. If a loss, show it in brackets and do not complete line 11.	10f	
11a Attach a statement for each distribution and disposition. Show your holding period for each share of stock or block of shares held. Allocate the excess distribution to each day in your holding period. Add all amounts that are allocated to days in each tax year.		
b Enter the total of the amounts determined in line 11a that are allocable to the current tax year and tax years before the foreign corporation became a PFIC (pre-PFIC tax years). Enter these amounts on your income tax return as other income.	11b	
c Enter the aggregate increases in tax (before credits) for each tax year in your holding period (other than the current tax year and pre-PFIC years). (See instructions.)	11c	
d Foreign tax credit. (See instructions.)	11d	
e Subtract line 11d from line 11c. Enter this amount on your income tax return as "additional tax." (See instructions.)	11e	
f Determine interest on each net increase in tax determined on line 11e using the rates and methods of section 6621. Enter the aggregate amount of interest here. (See instructions.)	11f	NONE

Part V Status of Prior Year Section 1294 Elections and Termination of Section 1294 Elections

Complete a separate column for each outstanding election. Complete lines 9 and 10 only if there is a partial termination of the section 1294 election.

	(i)	(ii)	(iii)	(iv)	(v)	(vi)
1 Tax year of outstanding election
2 Undistributed earnings to which the election relates						
3 Deferred tax						
4 Interest accrued on deferred tax (line 3) as of the filing date						
5 Event terminating election						
6 Earnings distributed or deemed distributed during the tax year						
7 Deferred tax due with this return						
8 Accrued interest due with this return						
9 Deferred tax outstanding after partial termination of election						
10 Interest accrued after partial termination of election						



Return of a Shareholder of a Passive Foreign Investment Company or Qualified Electing Fund

Department of the Treasury
Internal Revenue Service

▶ See separate instructions

Attachment
Sequence No **69**

Name of shareholder THE LYNDE AND HARRY BRADLEY FOUNDATION, INC.		Identifying number (see page 2 of instructions) 39-6037928
Number, street, and room or suite no. (If a P.O. box, see page 2 of instructions) PO BOX 510860		Shareholder tax year: calendar year 20 02 or other tax year beginning .., 20 .. and ending 20
City or town, state, and ZIP code or country MILWAUKEE, WI 53203-0153		
Check type of shareholder filing the return: <input type="checkbox"/> Individual <input checked="" type="checkbox"/> Corporation <input type="checkbox"/> Partnership <input type="checkbox"/> S Corporation <input type="checkbox"/> Nongrantor Trust <input type="checkbox"/> Estate		
Name of passive foreign investment company (PFIC) or qualified electing fund (QEF) GSC PARTNERS CDO FUND II, LTD		Employer identification number (if any) 22-3762445
Address (Enter number, street, city or town, and country) C/O GSC PARTNERS 12 EAST 49 STREET, SUITE 3200 NEW YORK, NY 10017		Tax year of company or fund: calendar year 20 02 or other tax year beginning 20 and ending 20 ...

Part I Elections (See instructions)

- A** **Election To Treat the PFIC as a QEF** I, a shareholder of a PFIC, elect to treat the PFIC as a QEF. Complete lines 1a through 2c of Part II.
- B** **Deemed Sale Election** I, a shareholder on the first day of a PFIC's first tax year as a QEF, elect to recognize gain on the deemed sale of my interest in the PFIC. Enter gain or loss on line 10f of Part IV.
- C** **Deemed Dividend Election** I, a shareholder on the first day of a PFIC's first tax year as a QEF that is a controlled foreign corporation (CFC), elect to treat an amount equal to my share of the post-1986 earnings and profits of the CFC as an excess distribution. Enter this amount on line 10e.
- D** **Election To Extend Time For Payment of Tax** I, a shareholder of a QEF, elect to extend the time for payment of tax on the undistributed earnings and profits of the QEF until this election is terminated. Complete lines 3a through 4c of Part II to calculate the tax that may be deferred.
Note: If any portion of line 1a or line 2a of Part II is includible under section 551 or 951, you may **not** make this election. Also, see sections 1294(c) and 1294(f) and the related regulations for events that terminate this election.
- E** **Election To Recognize Gain on Deemed Sale of PFIC** I, a shareholder of a former PFIC, elect to treat as an excess distribution the gain recognized on the deemed sale of my interest in the PFIC, or, if I qualify, my share of the PFIC's post-1986 earnings and profits deemed distributed, on the last day of its last tax year as a PFIC under section 1297(a). Enter gain on line 10f of Part IV.
- F** **Election To Mark-to-Market PFIC Stock** I, a shareholder of a PFIC, elect to mark-to-market the PFIC stock that is marketable within the meaning of section 1296(e). Complete Part III.

Part II Income From a Qualified Electing Fund (QEF) All QEF shareholders complete lines 1a through 2c. If you are making Election D, also complete lines 3a through 4c. (See page 5 of instructions.)

<p>1a Enter your pro rata share of the ordinary earnings of the QEF</p> <p>b Enter the portion of line 1a that is included in income under section 551 or 951 or that may be excluded under section 1293(g)</p> <p>c Subtract line 1b from line 1a. Enter this amount on your tax return as dividend income</p> <p>2a Enter your pro rata share of the total net capital gain of the QEF</p> <p>b Enter the portion of line 2a that is included in income under section 551 or 951 or that may be excluded under section 1293(g)</p> <p>c Subtract line 2b from line 2a. This amount is a net long-term capital gain. Enter this amount in Part II of the Schedule D used for your income tax return. (See instructions.)</p> <p>3a Add lines 1c and 2c</p> <p>b Enter the total amount of cash and the fair market value of other property distributed or deemed distributed to you during the tax year of the QEF. (See instructions.)</p> <p>c Enter the portion of line 3a not already included in line 3b that is attributable to shares in the QEF that you disposed of, pledged, or otherwise transferred during the tax year.</p> <p>d Add lines 3b and 3c</p> <p>e Subtract line 3d from line 3a, and enter the difference (if zero or less, enter amount in brackets). Important: If line 3e is greater than zero, and no portion of line 1a or 2a is includible in income under section 551 or 951, you may make Election D with respect to the amount on line 3e.</p> <p>4a Enter the total tax for the tax year. (See instructions.)</p> <p>b Enter the total tax for the tax year determined without regard to the amount entered on line 3e.</p> <p>c Subtract line 4b from line 4a. This is the deferred tax, the time for payment of which is extended by making Election D. See instructions.</p>	<table border="1" style="width:100%; border-collapse: collapse;"> <tr> <td style="width:10%;">1a</td> <td style="width:40%;">68</td> <td style="width:10%;"></td> <td style="width:10%;"></td> <td style="width:10%;"></td> </tr> <tr> <td>1b</td> <td></td> <td></td> <td></td> <td></td> </tr> <tr> <td>1c</td> <td></td> <td></td> <td>68</td> <td></td> </tr> <tr> <td>2a</td> <td>NONE</td> <td></td> <td></td> <td></td> </tr> <tr> <td>2b</td> <td>NONE</td> <td></td> <td></td> <td></td> </tr> <tr> <td>2c</td> <td></td> <td></td> <td>NONE</td> <td></td> </tr> <tr> <td>3a</td> <td></td> <td></td> <td>68</td> <td></td> </tr> <tr> <td>3b</td> <td>657</td> <td></td> <td></td> <td></td> </tr> <tr> <td>3c</td> <td></td> <td></td> <td></td> <td></td> </tr> <tr> <td>3d</td> <td></td> <td></td> <td>657</td> <td></td> </tr> <tr> <td>3e</td> <td></td> <td></td> <td></td> <td></td> </tr> <tr> <td>4a</td> <td></td> <td></td> <td></td> <td></td> </tr> <tr> <td>4b</td> <td></td> <td></td> <td></td> <td></td> </tr> <tr> <td>4c</td> <td></td> <td></td> <td></td> <td></td> </tr> </table>	1a	68				1b					1c			68		2a	NONE				2b	NONE				2c			NONE		3a			68		3b	657				3c					3d			657		3e					4a					4b					4c				
1a	68																																																																						
1b																																																																							
1c			68																																																																				
2a	NONE																																																																						
2b	NONE																																																																						
2c			NONE																																																																				
3a			68																																																																				
3b	657																																																																						
3c																																																																							
3d			657																																																																				
3e																																																																							
4a																																																																							
4b																																																																							
4c																																																																							

Part III Gain or (Loss) From Mark-to-Market Election (See page 5 of instructions)

5	Enter the fair market value of your PFIC stock at the end of the tax year	5	NONE
6	Enter your adjusted basis in the stock at the end of the tax year	6	
7	Excess Subtract line 6 from line 5. If a gain, stop here . Include this amount as ordinary income on your tax return. If a loss, go to line 8.	7	
8	Enter any unreversed inclusions (as defined in section 1296(d)). See instructions.	8	
9	Enter the smaller of line 7 or line 8. Include this amount as an ordinary loss on your tax return.	9	NONE

Part IV Distributions and Disposition of Stock in a Section 1291 Fund (See page 6 of instructions)

Complete a separate Part IV for each excess distribution

10a	Enter your total distributions from the PFIC during the current tax year. If the holding period of the PFIC stock began in the current tax year, this amount is dividend income to the extent there are accumulated earnings and profits.	10a	
b	Enter the total distributions (reduced by the portions of such distributions that were excess distributions but not included in income under section 1291(a)(1)(B)) made by the company for each of the 3 years preceding the current tax year (or if shorter, the portion of the shareholder's holding period before the current tax year).	10b	
c	Divide line 10b by 3. (See instructions if the number of preceding tax years is less than 3.)	10c	
d	Multiply line 10c by 125%. Enter the lesser of line 10a or line 10d as a dividend on your income tax return.	10d	
e	Subtract line 10d from line 10a. This amount, if more than zero, is the total excess distribution. If zero or less and you did not dispose of stock during the tax year, do not complete the rest of Part IV. See instructions if you received more than one distribution during the current tax year.	10e	
f	Enter gain or loss from the disposition of stock of a section 1291 fund or former section 1291 fund. If a gain, complete line 11. If a loss, show it in brackets and do not complete line 11.	10f	
11a	Attach a statement for each distribution and disposition. Show your holding period for each share of stock or block of shares held. Allocate the excess distribution to each day in your holding period. Add all amounts that are allocated to days in each tax year.		
b	Enter the total of the amounts determined in line 11a that are allocable to the current tax year and tax years before the foreign corporation became a PFIC (pre-PFIC tax years). Enter these amounts on your income tax return as other income.	11b	
c	Enter the aggregate increases in tax (before credits) for each tax year in your holding period (other than the current tax year and pre-PFIC years). (See instructions.)	11c	
d	Foreign tax credit. (See instructions.)	11d	
e	Subtract line 11d from line 11c. Enter this amount on your income tax return as "additional tax." (See instructions.)	11e	
f	Determine interest on each net increase in tax determined on line 11e using the rates and methods of section 6621. Enter the aggregate amount of interest here. (See instructions.)	11f	

Part V Status of Prior Year Section 1294 Elections and Termination of Section 1294 Elections

Complete a separate column for each outstanding election. Complete lines 9 and 10 only if there is a partial termination of the section 1294 election.

	(i)	(ii)	(iii)	(iv)	(v)	(vi)
1	Tax year of outstanding election					
2	Undistributed earnings to which the election relates					
3	Deferred tax					
4	Interest accrued on deferred tax (line 3) as of the filing date					
5	Event terminating election					
6	Earnings distributed or deemed distributed during the tax year					
7	Deferred tax due with this return					
8	Accrued interest due with this return					
9	Deferred tax outstanding after partial termination of election					
10	Interest accrued after partial termination of election					



Return by a Shareholder of a Passive Foreign Investment Company or Qualified Electing Fund

Department of the Treasury
Internal Revenue Service

▶ See separate instructions

Attachment
Sequence No **69**

Name of shareholder: **THE LYNDE AND HARRY BRADLEY FOUNDATION, INC.** Identifying number (see page 2 of instructions): **39-6037928**

Number, street, and room or suite no. (If a P.O. box, see page 2 of instructions): **PO BOX 510860** Shareholder tax year: calendar year 20 **02** or other tax year beginning ... 20 ... and ending ... 20 ..

City or town, state, and ZIP code or country: **MILWAUKEE, WI 53203-0153**

Check type of shareholder filing the return: Individual Corporation Partnership S Corporation Nongrantor Trust Estate

Name of passive foreign investment company (PFIC) or qualified electing fund (QEF): **BERMUDA INSTITUTIONAL MONEY FUND** Employer identification number (if any): **NONE**

Address (Enter number, street, city or town, and country): **C/O THE BANK OF BERMUDA
6 FRONT STREET, HAMILTON, BERMUDA** Tax year of company or fund: calendar year 20 **02** or other tax year beginning ... 20 ... and ending ... 20 ..

Part I Elections (See instructions)

- A** **Election To Treat the PFIC as a QEF** I, a shareholder of a PFIC, elect to treat the PFIC as a QEF. Complete lines 1a through 2c of Part II.
- B** **Deemed Sale Election** I, a shareholder on the first day of a PFIC's first tax year as a QEF, elect to recognize gain on the deemed sale of my interest in the PFIC. Enter gain or loss on line 10f of Part IV.
- C** **Deemed Dividend Election** I, a shareholder on the first day of a PFIC's first tax year as a QEF that is a controlled foreign corporation (CFC), elect to treat an amount equal to my share of the post-1986 earnings and profits of the CFC as an excess distribution. Enter this amount on line 10e.
- D** **Election To Extend Time For Payment of Tax** I, a shareholder of a QEF, elect to extend the time for payment of tax on the undistributed earnings and profits of the QEF until this election is terminated. Complete lines 3a through 4c of Part II to calculate the tax that may be deferred.
Note If any portion of line 1a or line 2a of Part II is includible under section 551 or 951, you may **not** make this election. Also, see sections 1294(c) and 1294(f) and the related regulations for events that terminate this election.
- E** **Election To Recognize Gain on Deemed Sale of PFIC** I, a shareholder of a former PFIC, elect to treat as an excess distribution the gain recognized on the deemed sale of my interest in the PFIC, or, if I qualify, my share of the PFIC's post-1986 earnings and profits deemed distributed, on the last day of its last tax year as a PFIC under section 1297(a). Enter gain on line 10f of Part IV.
- F** **Election To Mark-to-Market PFIC Stock** I, a shareholder of a PFIC, elect to mark-to-market the PFIC stock that is marketable within the meaning of section 1296(e). Complete Part III.

Part II Income From a Qualified Electing Fund (QEF). All QEF shareholders complete lines 1a through 2c. If you are making Election D, also complete lines 3a through 4c. (See page 5 of instructions.)

1a Enter your pro rata share of the ordinary earnings of the QEF	1a	0		
b Enter the portion of line 1a that is included in income under section 551 or 951 or that may be excluded under section 1293(g)	1b	-		
c Subtract line 1b from line 1a. Enter this amount on your tax return as dividend income	1c			0
2a Enter your pro rata share of the total net capital gain of the QEF	2a	0		
b Enter the portion of line 2a that is included in income under section 551 or 951 or that may be excluded under section 1293(g)	2b	-		
c Subtract line 2b from line 2a. This amount is a net long-term capital gain. Enter this amount in Part II of the Schedule D used for your income tax return. (See instructions.)	2c			0
3a Add lines 1c and 2c	3a			0
b Enter the total amount of cash and the fair market value of other property distributed or deemed distributed to you during the tax year of the QEF. (See instructions.)	3b	0		
c Enter the portion of line 3a not already included in line 3b that is attributable to shares in the QEF that you disposed of, pledged, or otherwise transferred during the tax year	3c	-		
d Add lines 3b and 3c	3d			0
e Subtract line 3d from line 3a, and enter the difference (if zero or less, enter amount in brackets). Important If line 3e is greater than zero, and no portion of line 1a or 2a is includible in income under section 551 or 951, you may make Election D with respect to the amount on line 3e.	3e			0
4a Enter the total tax for the tax year. (See instructions.)	4a			
b Enter the total tax for the tax year determined without regard to the amount entered on line 3e	4b			
c Subtract line 4b from line 4a. This is the deferred tax, the time for payment of which is extended by making Election D. See instructions.	4c			

Part III Gain or (Loss) From Mark-to-Market Election (See page 5 of instructions)

5	Enter the fair market value of your PFIC stock at the end of the tax year	5	
6	Enter your adjusted basis in the stock at the end of the tax year	6	
7	Excess Subtract line 6 from line 5. If a gain, stop here . Include this amount as ordinary income on your tax return. If a loss, go to line 8.	7	
8	Enter any unreversed inclusions (as defined in section 1296(d)). See instructions.	8	
9	Enter the smaller of line 7 or line 8. Include this amount as an ordinary loss on your tax return.	9	

Part IV Distributions and Disposition of Stock in a Section 1291 Fund (See page 6 of instructions)
Complete a separate Part IV for each excess distribution

10a	Enter your total distributions from the PFIC during the current tax year. If the holding period of the PFIC stock began in the current tax year, this amount is dividend income to the extent there are accumulated earnings and profits.	10a	1
b	Enter the total distributions (reduced by the portions of such distributions that were excess distributions but not included in income under section 1291(a)(1)(B)) made by the company for each of the 3 years preceding the current tax year (or if shorter, the portion of the shareholder's holding period before the current tax year).	10b	
c	Divide line 10b by 3. (See instructions if the number of preceding tax years is less than 3.)	10c	
d	Multiply line 10c by 125%. Enter the lesser of line 10a or line 10d as a dividend on your income tax return.	10d	
e	Subtract line 10d from line 10a. This amount, if more than zero, is the total excess distribution. If zero or less and you did not dispose of stock during the tax year, do not complete the rest of Part IV. See instructions if you received more than one distribution during the current tax year.	10e	
f	Enter gain or loss from the disposition of stock of a section 1291 fund or former section 1291 fund. If a gain, complete line 11. If a loss, show it in brackets and do not complete line 11.	10f	
11a	Attach a statement for each distribution and disposition. Show your holding period for each share of stock or block of shares held. Allocate the excess distribution to each day in your holding period. Add all amounts that are allocated to days in each tax year.		
b	Enter the total of the amounts determined in line 11a that are allocable to the current tax year and tax years before the foreign corporation became a PFIC (pre-PFIC tax years). Enter these amounts on your income tax return as other income.	11b	
c	Enter the aggregate increases in tax (before credits) for each tax year in your holding period (other than the current tax year and pre-PFIC years). (See instructions.)	11c	
d	Foreign tax credit. (See instructions.)	11d	
e	Subtract line 11d from line 11c. Enter this amount on your income tax return as "additional tax." (See instructions.)	11e	
f	Determine interest on each net increase in tax determined on line 11e using the rates and methods of section 6621. Enter the aggregate amount of interest here. (See instructions.)	11f	

Part V Status of Prior Year Section 1294 Elections and Termination of Section 1294 Elections

Complete a separate column for each outstanding election. Complete lines 9 and 10 only if there is a partial termination of the section 1294 election.

	(i)	(ii)	(iii)	(iv)	(v)	(vi)
1	Tax year of outstanding election
2	Undistributed earnings to which the election relates					
3	Deferred tax					
4	Interest accrued on deferred tax (line 3) as of the filing date					
5	Event terminating election					
6	Earnings distributed or deemed distributed during the tax year					
7	Deferred tax due with this return					
8	Accrued interest due with this return					
9	Deferred tax outstanding after partial termination of election					
10	Interest accrued after partial termination of election					



Return of a Shareholder of a Passive Foreign Investment Company or Qualified Electing Fund

Department of the Treasury
Internal Revenue Service

▶ See separate instructions

Attachment
Sequence No **69**

Name of shareholder THE LYNDE AND HARRY BRADLEY FOUNDATION, INC.	Identifying number (see page 2 of instructions) 39-6037928
Number, street, and room or suite no. (If a P.O. box, see page 2 of instructions) PO BOX 510860	Shareholder tax year, calendar year 20 02 or other tax year beginning 20 .. and ending 20 ..
City or town, state, and ZIP code or country MILWAUKEE, WI 53203-0153	
Check type of shareholder filing the return: <input type="checkbox"/> Individual <input checked="" type="checkbox"/> Corporation <input type="checkbox"/> Partnership <input type="checkbox"/> S Corporation <input type="checkbox"/> Nongrantor Trust <input type="checkbox"/> Estate	
Name of passive foreign investment company (PFIC) or qualified electing fund (QEF) NEW BRAZIL DEVELOPMENT EQUITY INVESTMENTS	Employer identification number (if any) NONE
Address (Enter number, street, city or town, and country) UGLAND HOUSE PO BOX 309 SOUTH CHURCH ST GRAND CAYMAN, CAYMAN ISLANDS	Tax year of company or fund, calendar year 20 .. or other tax year beginning 01/01 20 02 .. and ending 3/31/ 20 02

Part I Elections (See instructions)

- A** **Election To Treat the PFIC as a QEF** I, a shareholder of a PFIC, elect to treat the PFIC as a QEF. Complete lines 1a through 2c of Part II.
- B** **Deemed Sale Election** I, a shareholder on the first day of a PFIC's first tax year as a QEF, elect to recognize gain on the deemed sale of my interest in the PFIC. Enter gain or loss on line 10f of Part IV.
- C** **Deemed Dividend Election** I, a shareholder on the first day of a PFIC's first tax year as a QEF that is a controlled foreign corporation (CFC), elect to treat an amount equal to my share of the post-1986 earnings and profits of the CFC as an excess distribution. Enter this amount on line 10e.
- D** **Election To Extend Time For Payment of Tax** I, a shareholder of a QEF, elect to extend the time for payment of tax on the undistributed earnings and profits of the QEF until this election is terminated. Complete lines 3a through 4c of Part II to calculate the tax that may be deferred.
Note. If any portion of line 1a or line 2a of Part II is includible under section 551 or 951, you may **not** make this election. Also, see sections 1294(c) and 1294(f) and the related regulations for events that terminate this election.
- E** **Election To Recognize Gain on Deemed Sale of PFIC** I, a shareholder of a former PFIC, elect to treat as an excess distribution the gain recognized on the deemed sale of my interest in the PFIC, or, if I qualify, my share of the PFIC's post-1986 earnings and profits deemed distributed, on the last day of its last tax year as a PFIC under section 1297(a). Enter gain on line 10f of Part IV.
- F** **Election To Mark-to-Market PFIC Stock** I, a shareholder of a PFIC, elect to mark-to-market the PFIC stock that is marketable within the meaning of section 1296(e). Complete Part III.

Part II Income From a Qualified Electing Fund (QEF). All QEF shareholders complete lines 1a through 2c. If you are making Election D, also complete lines 3a through 4c. (See page 5 of instructions)

1a Enter your pro rata share of the ordinary earnings of the QEF	0				
b Enter the portion of line 1a that is included in income under section 551 or 951 or that may be excluded under section 1293(g)	-				
c Subtract line 1b from line 1a. Enter this amount on your tax return as dividend income		0			
2a Enter your pro rata share of the total net capital gain of the QEF	0				
b Enter the portion of line 2a that is included in income under section 551 or 951 or that may be excluded under section 1293(g)	-				
c Subtract line 2b from line 2a. This amount is a net long-term capital gain. Enter this amount in Part II of the Schedule D used for your income tax return. (See instructions)		0			
3a Add lines 1c and 2c		0			
b Enter the total amount of cash and the fair market value of other property distributed or deemed distributed to you during the tax year of the QEF. (See instructions)	60,202				
c Enter the portion of line 3a not already included in line 3b that is attributable to shares in the QEF that you disposed of, pledged, or otherwise transferred during the tax year					
d Add lines 3b and 3c		60,202			
e Subtract line 3d from line 3a, and enter the difference (if zero or less, enter amount in brackets)		(60,202)			
Important: If line 3e is greater than zero, and no portion of line 1a or 2a is includible in income under section 551 or 951, you may make Election D with respect to the amount on line 3e.					
4a Enter the total tax for the tax year. (See instructions)					
b Enter the total tax for the tax year determined without regard to the amount entered on line 3e					
c Subtract line 4b from line 4a. This is the deferred tax, the time for payment of which is extended by making Election D. See instructions.					

Part III Gain or (Loss) From Mark-to-Market Election (See page 5 of instructions)

5	Enter the fair market value of your PFIC stock at the end of the tax year	5
6	Enter your adjusted basis in the stock at the end of the tax year	6
7	Excess Subtract line 6 from line 5. If a gain, stop here . Include this amount as ordinary income on your tax return. If a loss, go to line 8	7
8	Enter any unreversed inclusions (as defined in section 1296(d)). See instructions	8
9	Enter the smaller of line 7 or line 8. Include this amount as an ordinary loss on your tax return	9

Part IV Distributions and Disposition of Stock in a Section 1291 Fund (See page 6 of instructions)
Complete a separate Part IV for each excess distribution

10a	Enter your total distributions from the PFIC during the current tax year. If the holding period of the PFIC stock began in the current tax year, this amount is dividend income to the extent there are accumulated earnings and profits	10a
b	Enter the total distributions (reduced by the portions of such distributions that were excess distributions but not included in income under section 1291(a)(1)(B)) made by the company for each of the 3 years preceding the current tax year (or if shorter, the portion of the shareholder's holding period before the current tax year)	10b
c	Divide line 10b by 3. (See instructions if the number of preceding tax years is less than 3)	10c
d	Multiply line 10c by 125%. Enter the lesser of line 10a or line 10d as a dividend on your income tax return	10d
e	Subtract line 10d from line 10a. This amount, if more than zero, is the total excess distribution. If zero or less and you did not dispose of stock during the tax year, do not complete the rest of Part IV. See instructions if you received more than one distribution during the current tax year	10e
f	Enter gain or loss from the disposition of stock of a section 1291 fund or former section 1291 fund. If a gain, complete line 11. If a loss, show it in brackets and do not complete line 11	10f
11a	Attach a statement for each distribution and disposition. Show your holding period for each share of stock or block of shares held. Allocate the excess distribution to each day in your holding period. Add all amounts that are allocated to days in each tax year	
b	Enter the total of the amounts determined in line 11a that are allocable to the current tax year and tax years before the foreign corporation became a PFIC (pre-PFIC tax years). Enter these amounts on your income tax return as other income	11b
c	Enter the aggregate increases in tax (before credits) for each tax year in your holding period (other than the current tax year and pre-PFIC years). (See instructions)	11c
d	Foreign tax credit. (See instructions)	11d
e	Subtract line 11d from line 11c. Enter this amount on your income tax return as "additional tax." (See instructions)	11e
f	Determine interest on each net increase in tax determined on line 11e using the rates and methods of section 6621. Enter the aggregate amount of interest here. (See instructions)	11f

Part V Status of Prior Year Section 1294 Elections and Termination of Section 1294 Elections

Complete a separate column for each outstanding election. Complete lines 9 and 10 only if there is a partial termination of the section 1294 election

	(i)	(ii)	(iii)	(iv)	(v)	(vi)
1	Tax year of outstanding election					
2	Undistributed earnings to which the election relates					
3	Deferred tax					
4	Interest accrued on deferred tax (line 3) as of the filing date					
5	Event terminating election					
6	Earnings distributed or deemed distributed during the tax year					
7	Deferred tax due with this return					
8	Accrued interest due with this return					
9	Deferred tax outstanding after partial termination of election					
10	Interest accrued after partial termination of election					



Return of a Shareholder of a Passive Foreign Investment Company or Qualified Electing Fund

▶ See separate instructions.

Name of shareholder THE LYNDE AND HARRY BRADLEY FOUNDATION, INC.	Identifying number (see page 2 of instructions) 39-6032928
Number, street, and room or suite no. (if a P.O. box see page 2 of instructions) PO BOX 510860	Shareholder tax year: calendar year 2002 or other tax year beginning 20 and ending 20
City or town, state, and ZIP code or country MILWAUKEE, WI 53203-0153	
Check type of shareholder filing the return: <input type="checkbox"/> Individual <input checked="" type="checkbox"/> Corporation <input type="checkbox"/> Partnership <input type="checkbox"/> S Corporation <input type="checkbox"/> Nongrantor Trust <input type="checkbox"/> Estate	
Name of passive foreign investment company (PFIC) or qualified electing fund (QEF) NEW EMERGING MARKETS CAPITAL INVESTMENTS	Employer identification number (if any) NONE
Address (Enter number, street, city or town, and country) UGLAND HOUSE, P.O. BOX 309 SOUTH CHURCH ST; GRAND CAYMAN, CAYMAN ISLANDS	Tax year of company or fund: calendar year 2002 or other tax year beginning 01/01 , 20 02 and ending 03/31 , 20 02

Part I Elections (See instructions)

- A** **Election To Treat the PFIC as a QEF.** I, a shareholder of a PFIC, elect to treat the PFIC as a QEF. *Complete lines 1a through 2c of Part II.*
- B** **Deemed Sale Election.** I, a shareholder on the first day of a PFIC's first tax year as a QEF, elect to recognize gain on the deemed sale of my interest in the PFIC. *Enter gain or loss on line 10f of Part IV.*
- C** **Deemed Dividend Election.** I, a shareholder on the first day of a PFIC's first tax year as a QEF that is a controlled foreign corporation (CFC), elect to treat an amount equal to my share of the post-1986 earnings and profits of the CFC as an excess distribution. *Enter this amount on line 10e.*
- D** **Election To Extend Time For Payment of Tax.** I, a shareholder of a QEF, elect to extend the time for payment of tax on the undistributed earnings and profits of the QEF until this election is terminated. *Complete lines 3a through 4c of Part II to calculate the tax that may be deferred.*
Note: If any portion of line 1a or line 2a of Part II is includible under section 551 or 951, you may not make this election. Also, see sections 1294(c) and 1294(f) and the related regulations for events that terminate this election.
- E** **Election To Recognize Gain on Deemed Sale of PFIC.** I, a shareholder of a former PFIC, elect to treat as an excess distribution the gain recognized on the deemed sale of my interest in the PFIC, or, if I qualify, my share of the PFIC's post-1986 earnings and profits deemed distributed, on the last day of its last tax year as a PFIC under section 1297(a). *Enter gain on line 10f of Part IV.*
- F** **Election To Mark-to-Market PFIC Stock.** I, a shareholder of a PFIC, elect to mark-to-market the PFIC stock that is marketable within the meaning of section 1296(e). *Complete Part III.*

Part II Income From a Qualified Electing Fund (QEF). All QEF shareholders complete lines 1a through 2c. If you are making Election D, also complete lines 3a through 4c. (See page 5 of instructions.)

1a Enter your pro rata share of the ordinary earnings of the QEF	1a	226			
b Enter the portion of line 1a that is included in income under section 551 or 951 or that may be excluded under section 1293(g)	1b	-			
c Subtract line 1b from line 1a. Enter this amount on your tax return as dividend income	1c	226			
2a Enter your pro rata share of the total net capital gain of the QEF	2a	28,047			
b Enter the portion of line 2a that is included in income under section 551 or 951 or that may be excluded under section 1293(g)	2b	-			
c Subtract line 2b from line 2a. This amount is a net long-term capital gain. Enter this amount in Part II of the Schedule D used for your income tax return. (See instructions.)	2c	28,047			
3a Add lines 1c and 2c	3a	28,273			
b Enter the total amount of cash and the fair market value of other property distributed or deemed distributed to you during the tax year of the QEF. (See instructions.)	3b	47,006			
c Enter the portion of line 3a not already included in line 3b that is attributable to shares in the QEF that you disposed of, pledged, or otherwise transferred during the tax year.	3c				
d Add lines 3b and 3c	3d	47,006			
e Subtract line 3d from line 3a, and enter the difference (if zero or less, enter amount in brackets)	3e	(18,733)			
Important: If line 3e is greater than zero, and no portion of line 1a or 2a is includible in income under section 551 or 951, you may make Election D with respect to the amount on line 3e.					
4a Enter the total tax for the tax year. (See instructions.)	4a				
b Enter the total tax for the tax year determined without regard to the amount entered on line 3e.	4b				
c Subtract line 4b from line 4a. This is the deferred tax, the time for payment of which is extended by making Election D. See instructions.	4c				

Part III Gain or (Loss) From Mark-to-Market Election (See page 5 of instructions)

5	Enter the fair market value of your PFIC stock at the end of the tax year	5	
6	Enter your adjusted basis in the stock at the end of the tax year	6	
7	Excess Subtract line 6 from line 5. If a gain, stop here . Include this amount as ordinary income on your tax return. If a loss, go to line 8	7	
8	Enter any unreversed inclusions (as defined in section 1296(d)). See instructions	8	
9	Enter the smaller of line 7 or line 8. Include this amount as an ordinary loss on your tax return	9	

Part IV Distributions and Disposition of Stock in a Section 1291 Fund (See page 6 of instructions)
 Complete a separate Part IV for each excess distribution

10a	Enter your total distributions from the PFIC during the current tax year. If the holding period of the PFIC stock began in the current tax year, this amount is dividend income to the extent there are accumulated earnings and profits	10a	
b	Enter the total distributions (reduced by the portions of such distributions that were excess distributions but not included in income under section 1291(a)(1)(B)) made by the company for each of the 3 years preceding the current tax year (or if shorter, the portion of the shareholder's holding period before the current tax year)	10b	
c	Divide line 10b by 3. (See instructions if the number of preceding tax years is less than 3)	10c	
d	Multiply line 10c by 125%. Enter the lesser of line 10a or line 10d as a dividend on your income tax return	10d	
e	Subtract line 10d from line 10a. This amount, if more than zero, is the total excess distribution. If zero or less and you did not dispose of stock during the tax year, do not complete the rest of Part IV. See instructions if you received more than one distribution during the current tax year	10e	
f	Enter gain or loss from the disposition of stock of a section 1291 fund or former section 1291 fund. If a gain, complete line 11. If a loss, show it in brackets and do not complete line 11	10f	
11a	Attach a statement for each distribution and disposition. Show your holding period for each share of stock or block of shares held. Allocate the excess distribution to each day in your holding period. Add all amounts that are allocated to days in each tax year		
b	Enter the total of the amounts determined in line 11a that are allocable to the current tax year and tax years before the foreign corporation became a PFIC (pre-PFIC tax years). Enter these amounts on your income tax return as other income	11b	
c	Enter the aggregate increases in tax (before credits) for each tax year in your holding period (other than the current tax year and pre-PFIC years). (See instructions)	11c	
d	Foreign tax credit. (See instructions)	11d	
e	Subtract line 11d from line 11c. Enter this amount on your income tax return as "additional tax." (See instructions)	11e	
f	Determine interest on each net increase in tax determined on line 11e using the rates and methods of section 6621. Enter the aggregate amount of interest here. (See instructions).	11f	

Part V Status of Prior Year Section 1294 Elections and Termination of Section 1294 Elections
 Complete a separate column for each outstanding election. Complete lines 9 and 10 only if there is a partial termination of the section 1294 election

	(i)	(ii)	(iii)	(iv)	(v)	(vi)
1	Tax year of outstanding election
2	Undistributed earnings to which the election relates					
3	Deferred tax					
4	Interest accrued on deferred tax (line 3) as of the filing date					
5	Event terminating election					
6	Earnings distributed or deemed distributed during the tax year					
7	Deferred tax due with this return					
8	Accrued interest due with this return					
9	Deferred tax outstanding after partial termination of election					
10	Interest accrued after partial termination of election					

Form **8621**
(Rev December 2000)

Return by a Shareholder of a Passive Foreign Investment Company or Qualified Electing Fund

OMB No 1545 1002

Department of the Treasury
Internal Revenue Service

▶ See separate instructions

Attachment
Sequence No **69**

Name of shareholder THE LYNDE AND HARRY BRADLEY FOUNDATION, INC.	Identifying number (see page 2 of instructions) 39-6037928
Number, street, and room or suite no. (If a P O box, see page 2 of instructions) PO BOX 510860	Shareholder tax year calendar year 20 02 or other tax year beginning 20 ... and ending 20 ..
City or town, state, and ZIP code or country MILWAUKEE, WI 53203-0153	
Check type of shareholder filing the return <input type="checkbox"/> Individual <input checked="" type="checkbox"/> Corporation <input type="checkbox"/> Partnership <input type="checkbox"/> S Corporation <input type="checkbox"/> Nongrantor Trust <input type="checkbox"/> Estate	
Name of passive foreign investment company (PFIC) or qualified electing fund (QEF) ASSECA PARTICIPACOES S.A.	Employer identification number (if any) NONE
Address (Enter number, street, city or town, and country) RUA PAMPLONA, 818 CONJUNT 092 SAO PAULO, SP, BRAZIL	Tax year of company or fund calendar year 20 02 or other tax year beginning 20 ... and ending 20 ..

- Part I Elections (See instructions)**
- A** **Election To Treat the PFIC as a QEF.** I, a shareholder of a PFIC, elect to treat the PFIC as a QEF. Complete lines 1a through 2c of Part II.
 - B** **Deemed Sale Election.** I, a shareholder on the first day of a PFIC's first tax year as a QEF, elect to recognize gain on the deemed sale of my interest in the PFIC. Enter gain or loss on line 10f of Part IV.
 - C** **Deemed Dividend Election.** I, a shareholder on the first day of a PFIC's first tax year as a QEF that is a controlled foreign corporation (CFC), elect to treat an amount equal to my share of the post-1986 earnings and profits of the CFC as an excess distribution. Enter this amount on line 10e.
 - D** **Election To Extend Time For Payment of Tax.** I, a shareholder of a QEF, elect to extend the time for payment of tax on the undistributed earnings and profits of the QEF until this election is terminated. Complete lines 3a through 4c of Part II to calculate the tax that may be deferred.
Note. If any portion of line 1a or line 2a of Part II is includible under section 551 or 951, you may not make this election. Also, see sections 1294(c) and 1294(f) and the related regulations for events that terminate this election.
 - E** **Election To Recognize Gain on Deemed Sale of PFIC.** I, a shareholder of a former PFIC, elect to treat as an excess distribution the gain recognized on the deemed sale of my interest in the PFIC, or, if I qualify, my share of the PFIC's post-1986 earnings and profits deemed distributed, on the last day of its last tax year as a PFIC under section 1297(a). Enter gain on line 10f of Part IV.
 - F** **Election To Mark-to-Market PFIC Stock.** I, a shareholder of a PFIC, elect to mark-to-market the PFIC stock that is marketable within the meaning of section 1296(e). Complete Part III.

Part II Income From a Qualified Electing Fund (QEF) All QEF shareholders complete lines 1a through 2c. If you are making Election D, also complete lines 3a through 4c. (See page 5 of instructions.)

<p>1a Enter your pro rata share of the ordinary earnings of the QEF</p> <p>b Enter the portion of line 1a that is included in income under section 551 or 951 or that may be excluded under section 1293(g)</p> <p>c Subtract line 1b from line 1a. Enter this amount on your tax return as dividend income.</p> <p>2a Enter your pro rata share of the total net capital gain of the QEF</p> <p>b Enter the portion of line 2a that is included in income under section 551 or 951 or that may be excluded under section 1293(g)</p> <p>c Subtract line 2b from line 2a. This amount is a net long-term capital gain. Enter this amount in Part II of the Schedule D used for your income tax return. (See instructions.)</p> <p>3a Add lines 1c and 2c.</p> <p>b Enter the total amount of cash and the fair market value of other property distributed or deemed distributed to you during the tax year of the QEF. (See instructions.)</p> <p>c Enter the portion of line 3a not already included in line 3b that is attributable to shares in the QEF that you disposed of, pledged, or otherwise transferred during the tax year.</p> <p>d Add lines 3b and 3c.</p> <p>e Subtract line 3d from line 3a, and enter the difference (if zero or less, enter amount in brackets). Important. If line 3e is greater than zero, and no portion of line 1a or 2a is includible in income under section 551 or 951, you may make Election D with respect to the amount on line 3e.</p> <p>4a Enter the total tax for the tax year. (See instructions.)</p> <p>b Enter the total tax for the tax year determined without regard to the amount entered on line 3e.</p> <p>c Subtract line 4b from line 4a. This is the deferred tax, the time for payment of which is extended by making Election D. See instructions.</p>	<table border="1" style="width:100%; border-collapse: collapse;"> <tr> <td style="width:10%;">1a</td> <td style="width:40%; text-align: center;">0</td> <td style="width:10%;"></td> <td style="width:10%;"></td> <td style="width:10%;"></td> </tr> <tr> <td>1b</td> <td style="text-align: center;">-</td> <td></td> <td></td> <td></td> </tr> <tr> <td>1c</td> <td></td> <td></td> <td style="text-align: center;">0</td> <td></td> </tr> <tr> <td>2a</td> <td style="text-align: center;">13,293</td> <td></td> <td></td> <td></td> </tr> <tr> <td>2b</td> <td></td> <td></td> <td></td> <td></td> </tr> <tr> <td>2c</td> <td></td> <td></td> <td style="text-align: center;">13,293</td> <td></td> </tr> <tr> <td>3a</td> <td></td> <td></td> <td style="text-align: center;">13,293</td> <td></td> </tr> <tr> <td>3b</td> <td style="text-align: center;">0</td> <td></td> <td></td> <td></td> </tr> <tr> <td>3c</td> <td></td> <td></td> <td></td> <td></td> </tr> <tr> <td>3d</td> <td></td> <td></td> <td style="text-align: center;">0</td> <td></td> </tr> <tr> <td>3e</td> <td></td> <td></td> <td style="text-align: center;">13,293</td> <td></td> </tr> <tr> <td>4a</td> <td></td> <td></td> <td></td> <td></td> </tr> <tr> <td>4b</td> <td></td> <td></td> <td></td> <td></td> </tr> <tr> <td>4c</td> <td></td> <td></td> <td></td> <td></td> </tr> </table>	1a	0				1b	-				1c			0		2a	13,293				2b					2c			13,293		3a			13,293		3b	0				3c					3d			0		3e			13,293		4a					4b					4c				
1a	0																																																																						
1b	-																																																																						
1c			0																																																																				
2a	13,293																																																																						
2b																																																																							
2c			13,293																																																																				
3a			13,293																																																																				
3b	0																																																																						
3c																																																																							
3d			0																																																																				
3e			13,293																																																																				
4a																																																																							
4b																																																																							
4c																																																																							

Part III Gain or (Loss) From Mark-to-Market Election (See page 5 of instructions)

5	Enter the fair market value of your PFIC stock at the end of the tax year	5	
6	Enter your adjusted basis in the stock at the end of the tax year	6	
7	Excess Subtract line 6 from line 5. If a gain, stop here. Include this amount as ordinary income on your tax return. If a loss, go to line 8.	7	
8	Enter any unreversed inclusions (as defined in section 1296(d)). See instructions.	8	
9	Enter the smaller of line 7 or line 8. Include this amount as an ordinary loss on your tax return.	9	

Part IV Distributions and Disposition of Stock in a Section 1291 Fund (See page 6 of instructions)

Complete a separate Part IV for each excess distribution

10a	Enter your total distributions from the PFIC during the current tax year. If the holding period of the PFIC stock began in the current tax year, this amount is dividend income to the extent there are accumulated earnings and profits.	10a	
b	Enter the total distributions (reduced by the portions of such distributions that were excess distributions but not included in income under section 1291(a)(1)(B)) made by the company for each of the 3 years preceding the current tax year (or if shorter, the portion of the shareholder's holding period before the current tax year).	10b	
c	Divide line 10b by 3. (See instructions if the number of preceding tax years is less than 3.)	10c	
d	Multiply line 10c by 125%. Enter the lesser of line 10a or line 10d as a dividend on your income tax return.	10d	
e	Subtract line 10d from line 10a. This amount, if more than zero, is the total excess distribution. If zero or less and you did not dispose of stock during the tax year, do not complete the rest of Part IV. See instructions if you received more than one distribution during the current tax year.	10e	
f	Enter gain or loss from the disposition of stock of a section 1291 fund or former section 1291 fund. If a gain, complete line 11. If a loss, show it in brackets and do not complete line 11.	10f	
11a	Attach a statement for each distribution and disposition. Show your holding period for each share of stock or block of shares held. Allocate the excess distribution to each day in your holding period. Add all amounts that are allocated to days in each tax year.		
b	Enter the total of the amounts determined in line 11a that are allocable to the current tax year and tax years before the foreign corporation became a PFIC (pre-PFIC tax years). Enter these amounts on your income tax return as other income.	11b	
c	Enter the aggregate increases in tax (before credits) for each tax year in your holding period (other than the current tax year and pre-PFIC years). (See instructions.)	11c	
d	Foreign tax credit. (See instructions.)	11d	
e	Subtract line 11d from line 11c. Enter this amount on your income tax return as "additional tax." (See instructions.)	11e	
f	Determine interest on each net increase in tax determined on line 11e using the rates and methods of section 6621. Enter the aggregate amount of interest here. (See instructions.)	11f	

Part V Status of Prior Year Section 1294 Elections and Termination of Section 1294 Elections

Complete a separate column for each outstanding election. Complete lines 9 and 10 only if there is a partial termination of the section 1294 election.

	(i)	(ii)	(iii)	(iv)	(v)	(vi)
1	Tax year of outstanding election					
2	Undistributed earnings to which the election relates					
3	Deferred tax					
4	Interest accrued on deferred tax (line 3) as of the filing date					
5	Event terminating election					
6	Earnings distributed or deemed distributed during the tax year					
7	Deferred tax due with this return					
8	Accrued interest due with this return					
9	Deferred tax outstanding after partial termination of election					
10	Interest accrued after partial termination of election					



Form **8865**

Return of U.S. Persons With Respect to Certain Foreign Partnerships

OMB No 1545-1668

2002

Department of the Treasury
Internal Revenue Service

▶ Attach to your tax return See separate instructions
Information furnished for the foreign partnership's tax year
(see instructions) beginning 2002, and ending 20

Attachment
Sequence No **118**

Important All information must be in English All amounts must be in U S dollars unless otherwise indicated

Name of person filing this return THE LYNDE AND HARRY BRADLEY FOUNDATION, INC.	Filer's identifying number 39-6037928
--	---

Filer's address (if you are not filing this form with your tax return) PO BOX 510860 MILWAUKEE, WI 53203-0153	A Category of filer (see Categories of Filers in the instructions and check applicable box(es)) 1 <input type="checkbox"/> 2 <input type="checkbox"/> 3 <input checked="" type="checkbox"/> 4 <input type="checkbox"/> B Filer's tax year beginning 01/01/ 20 02 and ending 12/31/ 20 02
---	--

C Filer's share of liabilities Nonrecourse \$	Qualified nonrecourse financing \$	Other \$
--	------------------------------------	----------

D If filer is a member of a consolidated group but not the parent enter the following information about the parent

Name	EIN
Address	

E Information about certain other partners (see instructions)

(1) Name	(2) Address	(3) Identifying number	(4) Check applicable box(es)		
			Category 1	Category 2	Constructive owner

F1 Name and address of foreign partnership RHJ INDUSTRIAL PARTNERS, LP C/O W.S. WALKER & COMPANY CAYMAN ISLANDS SEE ADDRESS IN A3	2 EIN (if any) N/A 3 Country under whose laws organized
--	--

4 Date of organization 11/15/99	5 Principal place of business CAYMAN ISLANDS	6 Principal business activity code number 523900	7 Principal business activity INVESTMENTS	8a Functional currency YEN	8b Exchange rate (see instr) 125.23772
--	---	---	--	---	---

G Provide the following information for the foreign partnership's tax year

1 Name address and identifying number of agent (if any) in the United States NONE	2 Check if the foreign partnership must file <input type="checkbox"/> Form 1042 <input type="checkbox"/> Form 8804 <input type="checkbox"/> Form 1065 or 1065-B Service Center where Form 1065 or 1065-B is filed
--	--

3 Name and address of foreign partnership's agent in country of organization, if any W.S. WALKER & COMPANY FIRST FLOOR, WALKER HOUSE PO BOX 265G MARY STREET GEORGETOWN, GRAND CAYMAN, CAYMAN ISLANDS	4 Name and address of person(s) with custody of the books and records of the foreign partnership and the location of such books and records, if different THE AYCO CO., LP PO BOX 8019 BALLSTON SPA, NY 12020
--	--

5 Were any special allocations made by the foreign partnership? ▶ Yes No

6 Number of foreign disregarded entities owned by the partnership (attach list) ▶ **NONE**

7 How is this partnership classified under the law of the country in which it is organized? ▶ **PARTNERSHIP**

8 Did the partnership own any separate units within the meaning of Regulations section 1.1503-2(c)(3) or (4)? ▶ Yes No

9 Does this partnership meet both of the following requirements?
 • The partnership's total receipts for the tax year were less than \$250,000 and
 • The value of the partnership's total assets at the end of the tax year was less than \$600,000
 If "Yes," do not complete Schedules L, M-1, and M-2 } ▶ Yes No

Sign Here Only if You Are Filing This Form Separately and Not With Your Tax Return

Under penalties of perjury I declare that I have examined this return including accompanying schedules and statements and to the best of my knowledge and belief it is true correct, and complete Declaration of preparer (other than general partner or limited liability company member) is based on all information of which preparer has any knowledge

Signature of general partner or limited liability company member: *[Signature]* **President** Date: **11-17-03**

Preparer's signature	Date	Check if self employed <input type="checkbox"/>	Preparer's SSN or PTIN
Firm's name (or yours if self employed) address, and ZIP code		EIN	
		Phone no ()	

Schedule A

Constructive Ownership of Partnership Interest. Check the boxes that apply to the filer. If you check box **b**, enter the name, address, and U S taxpayer identifying number (if any) of the person(s) whose interest you constructively own. See instructions.

a Owns a direct interest

b Owns a constructive interest

Name	Address	Identifying number (if any)	Check if foreign person	Check if direct partner

Schedule A-1

Certain Partners of Foreign Partnership (see instructions)

Name	Address	Identifying number (if any)	Check if foreign person
NONE			

Does the partnership have any other foreign person as a direct partner? Yes No

Schedule A-2

Affiliation Schedule List all partnerships (foreign or domestic) in which the foreign partnership owns a direct interest or indirectly owns a 10% interest

Name	Address	EIN (if any)	Total ordinary income or loss	Check if foreign partnership
NONE				

Schedule B

Income Statement—Trade or Business Income

Caution: Include *only* trade or business income and expenses on lines 1a through 22 below. See the instructions for more information.

Income	1a Gross receipts or sales	1a			
	b Less returns and allowances	1b			1c
	2 Cost of goods sold				2
	3 Gross profit Subtract line 2 from line 1c				3
	4 Ordinary income (loss) from other partnerships, estates, and trusts (attach schedule)				4
	5 Net farm profit (loss) (attach Schedule F (Form 1040))				5
	6 Net gain (loss) from Form 4797, Part II, line 18				6
	7 Other income (loss) (attach schedule)				7
8 Total income (loss). Combine lines 3 through 7				8	
Deductions (see page 8 of the instructions for limitations)	9 Salaries and wages (other than to partners) (less employment credits)				9
	10 Guaranteed payments to partners				10
	11 Repairs and maintenance				11
	12 Bad debts				12
	13 Rent				13
	14 Taxes and licenses				14
	15 Interest				15
	16a Depreciation (if required, attach Form 4562)	16a			
	b Less depreciation reported on Schedule A and elsewhere on return	16b			16c
	17 Depletion (Do not deduct oil and gas depletion)				17
	18 Retirement plans, etc				18
	19 Employee benefit programs				19
	20 Other deductions (attach schedule)				20
	21 Total deductions Add the amounts shown in the far right column for lines 9 through 20				21
22 Ordinary income (loss) from trade or business activities Subtract line 21 from line 8				22	

Schedule D Capital Gains and Losses

Part I Short-Term Capital Gains and Losses—Assets Held One Year or Less

(a) Description of property (e.g. 100 shares of "Z" Co)	(b) Date acquired (month day year)	(c) Date sold (month day year)	(d) Sales price (see instructions)	(e) Cost or other basis (see instructions)	(f) Gain or (loss) ((d) minus (e))	
1						
2	Short-term capital gain from installment sales from Form 6252, line 26 or 37					2
3	Short-term capital gain (loss) from like-kind exchanges from Form 8824					3
4	Partnership's share of net short-term capital gain (loss), including specially allocated short-term capital gains (losses), from other partnerships, estates, and trusts					4
5	Net short-term capital gain or (loss) Combine lines 1 through 4 in column (f) Enter here and on Form 8865, Schedule K, line 4d or 7					5

Part II Long-Term Capital Gains and Losses—Assets Held More Than One Year

(a) Description of property (e.g. 100 shares of "Z" Co)	(b) Date acquired (month day year)	(c) Date sold (month day year)	(d) Sales price (see instructions)	(e) Cost or other basis (see instructions)	(f) Gain or (loss) ((d) minus (e))	(g) 28% rate gain or (loss) *(see instr. below)
6						
7	Long-term capital gain from installment sales from Form 6252, line 26 or 37					7
8	Long-term capital gain (loss) from like-kind exchanges from Form 8824					8
9	Partnership's share of net long-term capital gain (loss), including specially allocated long-term capital gains (losses), from other partnerships, estates, and trusts					9
10	Capital gain distributions					10
11	Combine lines 6 through 10 in column (g) Enter here and on Schedule K, line 4e(2) or 7					11
12	Net long-term capital gain or (loss) Combine lines 6 through 10 in column (f) Enter here and on Form 8865, Schedule K, line 4e(1) or 7					12

*28% rate gain or (loss) includes all "collectibles gains and losses" (as defined in the instructions)

Schedule K Partners' Shares of Income, Credits, Deductions, etc

(a) Distributive share items		(b) Total amount	
Income (Loss)	1 Ordinary income (loss) from trade or business activities (enter from Schedule B, line 22)	1	
	2 Net income (loss) from rental real estate activities (attach Form 8825)	2	
	3a Gross income from other rental activities	3a	
	b Expenses from other rental activities (attach schedule)	3b	
	c Net income (loss) from other rental activities Subtract line 3b from line 3a	3c	
	4 Portfolio income (loss)		
	a Interest income	4a	
	b Ordinary dividends	4b	
	c Royalty income	4c	
	d Net short-term capital gain (loss)	4d	
	e (1) Net long-term capital gain (loss)	4e(1)	
	(2) 28% rate gain (loss) ▶		
	(3) Qualified 5-year gain ▶		
f Other portfolio income (loss) (attach schedule)	4f		
5 Guaranteed payments to partners	5		
6 Net section 1231 gain (loss) (other than due to casualty or theft) (attach Form 4797)	6		
7 Other income (loss) (attach schedule)	7		
Deductions	8 Charitable contributions (attach schedule)	8	
	9 Section 179 expense deduction	9	
	10 Deductions related to portfolio income (itemize)	10	
	11 Other deductions (attach schedule)	11	
Credits	12a Low-income housing credit		
	(1) From partnerships to which section 42(j)(5) applies	12a(1)	
	(2) Other than on line 12a(1)	12a(2)	
	b Qualified rehabilitation expenditures related to rental real estate activities (attach Form 3468)	12b	
	c Credits (other than credits shown on lines 12a and 12b) related to rental real estate activities	12c	
	d Credits related to other rental activities	12d	
13 Other credits	13		
Investment Interest	14a Interest expense on investment debts	14a	
	b (1) Investment income included on lines 4a, 4b, 4c, and 4f above	14b(1)	
	(2) Investment expenses included on line 10 above	14b(2)	
Self-Employment	15a Net earnings (loss) from self-employment	15a	
	b Gross farming or fishing income	15b	
	c Gross nonfarm income	15c	
Adjustments and Tax Preference Items	16a Depreciation adjustment on property placed in service after 1986	16a	
	b Adjusted gain or loss	16b	
	c Depletion (other than oil and gas)	16c	
	d (1) Gross income from oil, gas, and geothermal properties	16d(1)	
	(2) Deductions allocable to oil, gas, and geothermal properties	16d(2)	
	e Other adjustments and tax preference items (attach schedule)	16e	

Schedule K (continued)

		(a) Distributive share items	(b) Total amount	
Foreign Taxes	17a Name of foreign country or U S possession ▶		17b	
	b Gross income from all sources		17c	
	c Gross income sourced at partner level			
	d Foreign gross income sourced at partnership level			
	(1) Passive		17d(1)	
	(2) Listed categories (attach schedule)		17d(2)	
	(3) General limitation		17d(3)	
	e Deductions allocated and apportioned at partner level			
	(1) Interest expense		17e(1)	
	(2) Other		17e(2)	
	f Deductions allocated and apportioned at partnership level to foreign source income			
(1) Passive		17f(1)		
(2) Listed categories (attach schedule)		17f(2)		
(3) General limitation		17f(3)		
g Total foreign taxes (check one) ▶ Paid <input type="checkbox"/> Accrued <input type="checkbox"/>		17g		
h Reduction in taxes available for credit (attach schedule)		17h		
Other	18 Section 59(e)(2) expenditures a Type ▶ b Amount ▶		18b	
	19 Tax-exempt interest income		19	
	20 Other tax-exempt income		20	
	21 Nondeductible expenses		21	
	22 Distributions of money (cash and marketable securities)		22	
	23 Distributions of property other than money		23	
	24 Other items and amounts required to be reported separately to partners (attach schedule)			

Schedule L Balance Sheets per Books (Not required if Question G9, page 1, is answered "Yes")

	Beginning of tax year		End of tax year	
	(a)	(b)	(c)	(d)
1 Cash				
2a Trade notes and accounts receivable				
b Less allowance for bad debts				
3 Inventories				
4 U S government obligations				
5 Tax-exempt securities				
6 Other current assets (attach schedule)				
7 Mortgage and real estate loans				
8 Other investments (attach schedule)				
9a Buildings and other depreciable assets				
b Less accumulated depreciation				
10a Depletable assets				
b Less accumulated depletion				
11 Land (net of any amortization)				
12a Intangible assets (amortizable only)				
b Less accumulated amortization				
13 Other assets (attach schedule)				
14 Total assets				
Liabilities and Capital				
15 Accounts payable				
16 Mortgages, notes, bonds payable in less than 1 year				
17 Other current liabilities (attach schedule)				
18 All nonrecourse loans				
19 Mortgages, notes, bonds payable in 1 year or more				
20 Other liabilities (attach schedule)				
21 Partners' capital accounts				
22 Total liabilities and capital				

Schedule M Balance Sheets for Interest Allocation

	(a) Beginning of tax year	(b) End of tax year
1 Total U S assets		
2 Total foreign assets		
a Passive income category		
b Listed categories (attach schedule)		
c General limitation income category		

Schedule M-1 Reconciliation of Income (Loss) per Books With Income (Loss) per Return (Not required if Question G9, page 1, is answered "Yes")

1 Net income (loss) per books		6 Income recorded on books this year not included on Schedule K, lines 1 through 7 (itemize)	
2 Income included on Schedule K, lines 1 through 4, 6, and 7, not recorded on books this year (itemize)		a Tax-exempt interest \$...	
3 Guaranteed payments (other than health insurance)		7 Deductions included on Schedule K, lines 1 through 11, 14a, 17g, and 18b, not charged against book income this year (itemize)	
4 Expenses recorded on books this year not included on Schedule K, lines 1 through 11, 14a, 17g, and 18b (itemize)		a Depreciation \$	
a Depreciation \$		b Travel and entertainment \$..	
b Travel and entertainment \$..		8 Add lines 6 and 7	
5 Add lines 1 through 4		9 Income (loss) Subtract line 8 from line 5	

Schedule M-2 Analysis of Partners' Capital Accounts (Not required if Question G9, page 1, is answered "Yes")

1 Balance at beginning of year		6 Distributions	
2 Capital contributed		a Cash	
a Cash		b Property	
b Property		7 Other decreases (itemize) ...	
3 Net income (loss) per books		8 Add lines 6 and 7	
4 Other increases (itemize) . . .		9 Balance at end of year Subtract line 8 from line 5	
5 Add lines 1 through 4			

41

Schedule N Transactions Between Controlled Foreign Partnership and Partners or Other Related Entities

Important. Complete a separate Form 8865 and Schedule N for each controlled foreign partnership. Enter the totals for each type of transaction that occurred between the foreign partnership and the persons listed in columns (a) through (d).

Transactions of foreign partnership	(a) U S person filing this return	(b) Any domestic corporation or partnership controlling or controlled by the U S person filing this return	(c) Any other foreign corporation or partnership controlling or controlled by the U S person filing this return	(d) Any U S person with a 10% or more direct interest in the controlled foreign partnership (other than the U S person filing this return)
1 Sales of inventory				
2 Sales of property rights (patents, trademarks, etc)				
3 Compensation received for technical, managerial, engineering, construction, or like services				
4 Commissions received				
5 Rents, royalties, and license fees received				
6 Distributions received				
7 Interest received				
8 Other				
9 Add lines 1 through 8				
10 Purchases of inventory				
11 Purchases of tangible property other than inventory				
12 Purchases of property rights (patents, trademarks, etc)				
13 Compensation paid for technical, managerial, engineering, construction, or like services				
14 Commissions paid				
15 Rents, royalties, and license fees paid				
16 Distributions paid				
17 Interest paid				
18 Other				
19 Add lines 10 through 18				
20 Amounts borrowed (enter the maximum loan balance during the year) — see instructions				
21 Amounts loaned (enter the maximum loan balance during the year) — see instructions				



**SCHEDULE O
(Form 8865)**

**Transfer of Property to a Foreign Partnership
(under section 6038B)**

OMB No 1545 1668

2002

Department of the Treasury
Internal Revenue Service

▶ Attach to Form 8865 See Instructions for Form 8865

Name of transferor
THE LYNDE AND HARRY BRADLEY FOUNDATION, INC.

Filer's identifying number
39-6037928

Name of foreign partnership
RHJ INDUSTRIAL PARTNERS, LP

Part I Transfers Reportable Under Section 6038B

Type of property	(a) Date of transfer	(b) Number of items transferred	(c) Fair market value on date of transfer	(d) Cost or other basis	(e) Section 704(c) allocation method	(f) Gain recognized on transfer	(g) Percentage interest in partnership after transfer
Cash	VARIOUS		\$634,324				
Marketable securities							
Inventory							
Tangible property used in trade or business							
Intangible property							
Other property							

Supplemental Information Required To Be Reported (see instructions)

Part II Dispositions Reportable Under Section 6038B

(a) Type of property	(b) Date of original transfer	(c) Date of disposition	(d) Manner of disposition	(e) Gain recognized by partnership	(f) Depreciation recapture recognized by partnership	(g) Gain allocated to partner	(h) Depreciation recapture allocated to partner

Part III Is any transfer reported on this schedule subject to gain recognition under section 904(f)(3) or section 904(f)(5)(F)? Yes No



Form **8865**

Return of U.S. Persons With Respect to Certain Foreign Partnerships

OMB No 1545-1668

2002

Department of the Treasury
Internal Revenue Service

Information furnished for the foreign partnership's tax year (see instructions) beginning 01/01/2002 and ending 12/31/2002

Attachment Sequence No. **118**

Important All information must be in English All amounts must be in U S dollars unless otherwise indicated

Name of person filing this return **BOSTON VENTURES LP V** Filer's identifying number **04-3330730**

Filer's address (if you are not filing this form with your tax return)
**ONE FEDERAL STREET
23RD FLOOR
BOSTON, MA 02110**

A Category of filer (see Categories of Filers in the instructions and check applicable box(es))
1 2 3 4

B Filer's tax year beginning 01/01/2002 and ending 12/31/2002

C Filer's share of liabilities Nonrecourse \$ _____ Qualified nonrecourse financing \$ _____ Other \$ **1,137,640**

D If filer is a member of a consolidated group but not the parent enter the following information about the parent
Name **N/A** EIN _____
Address _____

E Information about certain other partners (see instructions)

(1) Name	(2) Address	(3) Identifying number	(4) Check applicable box(es)		
			Category 1	Category 2	Constructive owner
N/A					

F1 Name and address of foreign partnership
**REDES DE TELECOMUNICACION, S.de R.L de C.V
MONTELES URALES NO. 632
COL. LOMAS DE CHAPULTEPEC MEXICO, D.F. 11000**

2 EIN (if any) **APPLIED FOR**
3 Country under whose laws organized **MEXICO**

4 Date of organization 12/27/1999	5 Principal place of business MEXICO	6 Principal business activity code number 513300	7 Principal business activity TELECOM	8 Functional currency MEXICAN PESOS	8b Exchange rate (see instr) 10.4640
---	--	--	---	---	--

G Provide the following information for the foreign partnership's tax year

1 Name address and identifying number of agent (if any) in the United States
N/A

2 Check if the foreign partnership must file.
 Form 1042 Form 8804 Form 1065 or 1065-B
Service Center where Form 1065 or 1065-B is filed

3 Name and address of foreign partnership's agent in country of organization if any
**CARLOS JUAN DE LA GARZA HERRERA
MONTELES URALES NO. 632
COL. LOMAS DE CHAPULTEPEC MEXICO, D.F.1100**

4 Name and address of person(s) with custody of the books and records of the foreign partnership, and the location of such books and records if different
SAME AS 3

5 Were any special allocations made by the foreign partnership? Yes No

6 Number of foreign disregarded entities owned by the partnership (attach list) **NONE**

7 How is this partnership classified under the law of the country in which it is organized? **LIMITED LIABILITY COMPANY**

8 Did the partnership own any separate units within the meaning of Regulations section 1.1503-2(c)(3) or (4)? Yes No

9 Does this partnership meet both of the following requirements?
 • The partnership's total receipts for the tax year were less than \$250,000 and
 • The value of the partnership's total assets at the end of the tax year was less than \$600,000
 Yes No

If "Yes" do not complete Schedules M-1 and M-2

Sign Here Only if You Are Filing This Form Separately and Not With Your Tax Return

Under penalties of perjury, I declare that I have examined this return including accompanying schedules and statements and to the best of my knowledge and belief it is true, correct and complete. Declaration of preparer (other than general partner or limited liability company member) is based on all information of which preparer has any knowledge.

Signature of general partner or limited liability company member **[Signature]** President Date **11.17.03**

Paid Preparer Sign and Complete Only if Form is Filed Separately

Preparer's signature **[Signature]** Date _____ Check if self-employed Preparer's SSN or PTIN **227-02-4011**
 Firm's name (or yours if self-employed) address and ZIP code **ERNST & YOUNG LLP
200 CLARENDON STREET
BOSTON, MA 02116** EIN **34-6565596** Phone no **(617) 266-2000**

Schedule A **Constructive Ownership of Partnership Interest.** Check the boxes that apply to the filer. If you check box b, enter the name, address, and U.S. taxpayer identifying number (if any) of the person(s) whose interest you constructively own. See instructions.

a Owns a direct interest b Owns a constructive interest

Name	Address	Identifying number (if any)	Check if foreign person	Check if direct partner
METRORED TELECOM GROUP LTD	BERMUDA	N/A	X	X

Schedule A-1 **Certain Partners of Foreign Partnership (see instructions)**

Name	Address	Identifying number (if any)	Check if foreign person
NONE			

Does the partnership have any other foreign person as a direct partner? Yes No

Schedule A-2 **Affiliation Schedule.** List all partnerships (foreign or domestic) in which the foreign partnership owns a direct interest or indirectly owns a 10% interest

Name	Address	EIN (if any)	Total ordinary income or loss	Check if foreign partnership
MEXICORED DE TELECOMUNIC.				
SRL DE CV	SAME AS ABOVE	N/A		X

Schedule B **Income Statement - Trade or Business Income** N/A

Caution: include only trade or business income and expenses on lines 1a through 22 below. See the instructions for more information

Income	1a	Gross receipts or sales	1a		1c	
	b	Less returns and allowances	1b			
	2	Cost of goods sold			2	
	3	Gross profit Subtract line 2 from line 1c			3	
	4	Ordinary income (loss) from other partnerships, estates, and trusts (attach schedule)			4	
	5	Net farm profit (loss) (attach Schedule F (Form 1040))			5	
	6	Net gain (loss) from Form 4797, Part II, line 18			6	
7	Other income (loss) (attach schedule)			7		
8	Total income (loss) Combine lines 3 through 7.			8		
Deductions (see page 8 of the instructions for definitions)	9	Salaries and wages (other than to partners) (less employment credits)			9	
	10	Guaranteed payments to partners			10	
	11	Repairs and maintenance			11	
	12	Bad debts			12	
	13	Rent			13	
	14	Taxes and licenses			14	
	15	Interest			15	
	16a	Depreciation (if required, attach Form 4562)	16a		16c	
	b	Less depreciation reported on Schedule A and elsewhere on return	16b			
	17	Depletion (Do not deduct oil and gas depletion.)			17	
	18	Retirement plans, etc.			18	
	19	Employee benefit programs			19	
	20	Other deductions (attach schedule)			20	
	21	Total deductions. Add the amounts shown in the far right column for lines 9 through 20.			21	
	22	Ordinary income (loss) from trade or business activities. Subtract line 21 from line 8.			22	

Schedule D Capital Gains and Losses N/A

Part I Short-Term Capital Gains and Losses - Assets Held One Year or Less

(a) Description of property (e.g., 100 shares of "Z" Co)	(b) Date acquired (month day year)	(c) Date sold (month day year)	(d) Sales price (see instructions)	(e) Cost or other basis (see instructions)	(f) Gain or (loss) ((d) minus (e))
1					
2	Short-term capital gain from installment sales from Form 6252, line 26 or 37				2
3	Short-term capital gain (loss) from like-kind exchanges from Form 8824				3
4	Partnership's share of net short-term capital gain (loss) including specially allocated short-term capital gains (losses) from other partnerships, estates, and trusts				4
5	Net short-term capital gain or (loss) Combine lines 1 through 4 in column (f) Enter here and on Form 8865, Schedule K, line 4d or 7				5

Part II Long-Term Capital Gains and Losses - Assets Held More Than One Year

(a) Description of property (e.g., 100 shares of "Z" Co)	(b) Date acquired (month day year)	(c) Date sold (month day year)	(d) Sales price (see instructions)	(e) Cost or other basis (see instructions)	(f) Gain or (loss) ((d) minus (e))	(g) 28% rate gain or (loss) *(see instructions below)
6						
7	Long-term capital gain from installment sales from Form 6252, line 26 or 37				7	
8	Long-term capital gain (loss) from like-kind exchanges from Form 8824				8	
9	Partnership's share of net long-term capital gain (loss), including specially allocated long-term capital gains (losses), from other partnerships, estates, and trusts				9	
10	Capital gain distributions				10	
11	Combine lines 6 through 10 in column (g) Enter here and on Schedule K, line 4e(2) or 7				11	
12	Net long-term capital gain or (loss) Combine lines 6 through 10 in column (f) Enter here and on Form 8865, Schedule K, line 4e(1) or 7				12	

*28% rate gain or (loss) includes all "collectibles gains and losses" (as defined in the instructions).

Schedule K Partners' Shares of Income, Credits, Deductions, etc.

N/A

		(a) Distributive share items	(b) Total amount	
Income (Loss)	1	Ordinary income (loss) from trade or business activities (enter from Schedule B, line 22)	1	
	2	Net income (loss) from rental real estate activities (attach Form 8825)	2	
	3	a	Gross income from other rental activities	3a
		b	Expenses from other rental activities (attach schedule)	3b
		c	Net income (loss) from other rental activities Subtract line 3b from line 3a	3c
	4		Portfolio income (loss)	
		a	Interest income	4a
		b	Ordinary dividends	4b
		c	Royalty income	4c
		d	Net short-term capital gain (loss)	4d
		e	(1) Net long-term capital gain (loss) (2) 28% rate gain (loss) (3) Qualified 5-year gain	4e(1)
		f	Other portfolio income (loss) (attach schedule)	4f
	5	Guaranteed payments to partners	5	
	6	Net section 1231 gain (loss) (other than due to casualty or theft) (attach Form 4797)	6	
7	Other income (loss) (attach schedule)	7		
Deductions	8	Charitable contributions (attach schedule)	8	
	9	Section 179 expense deduction	9	
	10	Deductions related to portfolio income (itemize)	10	
	11	Other deductions (attach schedule)	11	
Credits	12 a	Low-income housing credit		
		(1) From partnerships to which section 42(j)(5) applies (2) Other than on line 12a(1)	12a(1) 12a(2)	
	b	Qualified rehabilitation expenditures related to rental real estate activities (attach Form 3468)	12b	
	c	Credits (other than credits shown on lines 12a and 12b) related to rental real estate activities	12c	
	d	Credits related to other rental activities	12d	
13	Other credits	13		
Investment Interest	14 a	Interest expense on investment debts	14a	
		(1) Investment income included on lines 4a, 4b, 4c, and 4f above (2) Investment expenses included on line 10 above	14b(1) 14b(2)	
Self-Employment	15 a	Net earnings (loss) from self-employment	15a	
	b	Gross farming or fishing income	15b	
	c	Gross nonfarm income	15c	
Adjustments and Tax Preference Items	16 a	Depreciation adjustment on property placed in service after 1986	16a	
		Adjusted gain or loss	16b	
		Depletion (other than oil and gas)	16c	
		(1) Gross income from oil, gas, and geothermal properties	16d(1)	
		(2) Deductions allocable to oil, gas, and geothermal properties	16d(2)	
e	Other adjustments and tax preference items (attach schedule)	16e		

Schedule K (continued)

		(a) Distributive share items	(b) Total amount	
Foreign Taxes	17 a	Name of foreign country or U.S. possession		
	b	Gross income from all sources	17b	
	c	Gross income sourced at partner level	17c	
	d	Foreign gross income sourced at partnership level		
	(1)	Passive	17d(1)	
	(2)	Listed categories (attach schedule)	17d(2)	
	(3)	General limitation	17d(3)	
	e	Deductions allocated and apportioned at partner level		
	(1)	Interest expense	17e(1)	
	(2)	Other	17e(2)	
Other	f	Deductions allocated and apportioned at partnership level to foreign source income		
	(1)	Passive	17f(1)	
	(2)	Listed categories (attach schedule)	17f(2)	
	(3)	General limitation	17f(3)	
	g	Total foreign taxes (check one) Paid <input type="checkbox"/> Accrued <input type="checkbox"/>	17g	
	h	Reduction in taxes available for credit (attach schedule)	17h	
	18	Section 59(e)(2) expenditures: a Type	b Amount	18b
	19	Tax-exempt interest income		19
	20	Other tax-exempt income		20
	21	Nondeductible expenses		21
22	Distributions of money (cash and marketable securities)		22	
23	Distributions of property other than money		23	
24	Other items and amounts required to be reported separately to partners (attach schedule)			

Schedule L Balance Sheets per Books (Not required if Question G9, page 1, is answered "Yes")

	Beginning of tax year		End of tax year	
	(a)	(b)	(c)	(d)
Assets				
1	Cash			
2 a	Trade notes and accounts receivable			
b	Less allowance for bad debts			
3	Inventories			
4	U.S. government obligations			
5	Tax-exempt securities			
6	Other current assets (attach schedule)			
7	Mortgage and real estate loans			
8	Other investments (attach schedule)			
9 a	Buildings and other depreciable assets			
b	Less accumulated depreciation			
10 a	Depletable assets			
b	Less accumulated depletion			
11	Land (net of any amortization)			
12 a	Intangible assets (amortizable only)			
b	Less accumulated amortization			
13	Other assets (attach schedule)			
14	Total assets			
Liabilities and Capital				
15	Accounts payable			
16	Mortgages, notes, bonds payable in less than 1 year			
17	Other current liabilities (attach schedule)			
18	All nonrecourse loans			
19	Mortgages, notes, bonds payable in 1 year or more			
20	Other liabilities (attach schedule)			
21	Partners' capital accounts			
22	Total liabilities and capital			

Schedule M Balance Sheets for Interest Allocation

	(a) Beginning of tax year	(b) End of tax year
1 Total U S assets		
2 Total foreign assets		
a Passive income category		
b Listed categories (attach schedule)		
c General limitation income category		

Schedule M-1 Reconciliation of Income (Loss) per Books With Income (Loss) per Return (Not required if Question G9, page 1, is answered "Yes")

1 Net income (loss) per books		6 Income recorded on books this year not included on Schedule K, lines 1 through 7 (itemize)	
2 Income included on Schedule K, lines 1 through 4, 6 and 7, not recorded on books this year (itemize)		a Tax-exempt interest \$	
3 Guaranteed payments (other than health insurance)		7 Deductions included on Schedule K, lines 1 through 11, 14a, 17g, and 18b not charged against book income this year (itemize)	
4 Expenses recorded on books this year not included on Schedule K lines 1 through 11, 14a, 17g, and 18b (itemize)		a Depreciation \$	
a Depreciation \$			
b Travel and entertainment \$		8 Add lines 6 and 7	
5 Add lines 1 through 4		9 Income (loss) Subtract line 8 from line 5	

Schedule M-2 Analysis of Partners' Capital Accounts (Not required if Question G9, page 1, is answered "Yes")

1 Balance at beginning of year		6 Distributions	
2 Capital contributed		a Cash	
a Cash		b Property	
b Property		7 Other decreases (itemize)	
3 Net income (loss) per books			
4 Other increases (itemize)		8 Add lines 6 and 7	
5 Add lines 1 through 4		9 Balance at end of year Subtract line 8 from line 5	

Schedule N Transactions Between Controlled Foreign Partnership and Partners or Other Related Entities

Important Complete a separate Form 8865 and Schedule N for each controlled foreign partnership. Enter the totals for each type of transaction that occurred between the foreign partnership and the persons listed in columns (a) through (d).

Transactions of foreign partnership	(a) U.S. person filing this return	(b) Any domestic corporation or partnership controlling or controlled by the U.S. person filing this return	(c) Any other foreign corporation or partnership controlling or controlled by the U.S. person filing this return	(d) Any U.S. person with a 10% or more direct interest in the controlled foreign partnership (other than the U.S. person filing this return)
1 Sales of inventory				
2 Sales of property rights (patents, trademarks, etc.)				
3 Compensation received for technical, managerial, engineering, construction, or like services				
4 Commissions received				
5 Rents, royalties, and license fees received				
6 Distributions received				
7 Interest received				
8 Other				
9 Add lines 1 through 8				
10 Purchases of inventory				
11 Purchases of tangible property other than inventory				
12 Purchases of property rights (patents, trademarks, etc.)				
13 Compensation paid for technical, managerial, engineering, construction, or like services				
14 Commissions paid				
15 Rents, royalties, and license fees paid				
16 Distributions paid				
17 Interest paid				
18 Other				
19 Add lines 10 through 18				
20 Amounts borrowed (enter the maximum loan balance during the year) - see instructions				
21 Amounts loaned (enter the maximum loan balance during the year) - see instructions				

SCHEDULE O
(Form 8865)
Department of the Treasury
Internal Revenue Service

Transfer of Property to a Foreign Partnership
(under section 6038B)

OMB No. 1545-1668

2002

▶ Attach to Form 8865 See Instructions for Form 8865

Name of transferor **BOSTON VENTURES LP V** Filer's identifying number **04-3330730**

Name of foreign partnership **REDES DE TELECOMUNICACION DE CV**

Part I Transfers Reportable Under Section 6038B

Type of property	(a) Date of transfer	(b) Number of items transferred	(c) Fair market value on date of transfer	(d) Cost or other basis	(e) Section 704(c) allocation method	(f) Gain recognized on transfer	(g) Percentage interest in partnership after transfer
Cash	VARIOUS		776,091				34
Marketable securities							
Inventory							
Tangible property used in trade or business							
Intangible property							
Other property							

Supplemental Information Required To Be Reported (see instructions)

Part II Dispositions Reportable Under Section 6038B

(a) Type of property	(b) Date of original transfer	(c) Date of disposition	(d) Manner of disposition	(e) Gain recognized by partnership	(f) Depreciation recapture recognized by partnership	(g) Gain allocated to partner	(h) Depreciation recapture allocated to partner

Part III Is any transfer reported on this schedule subject to gain recognition under section 904(f)(3) or section 904(f)(5)(F)? Yes No

For Paperwork Reduction Act Notice, see the Instructions for Form 8865

Schedule O (Form 8865) 2002

Form **8865**

Return of U.S. Persons With Respect to Certain Foreign Partnerships

OMB No. 1545-1688

2002

Department of the Treasury
Internal Revenue Service

▶ Attach to your tax return See separate instructions
Information furnished for the foreign partnership's tax year
(see instructions) beginning 01/01/2002 and ending 12/31/2002

Attachment
Sequence No. 118

Important: All information must be in English All amounts must be in U S dollars unless otherwise indicated

Name of person filing this return **BOSTON VENTURES LP V** Filer's identifying number **04-3330730**

Filer's address (if you are not filing this form with your tax return)
**ONE FEDERAL STREET
23RD FLOOR
BOSTON, MA 02110**

A Category of filer (see Categories of Filers in the instructions and check applicable box(es))
1 2 3 4

B Filer's tax year beginning 01/01/2002 and ending 12/31/2002

C Filer's share of liabilities Nonrecourse \$ _____ Qualified nonrecourse financing \$ _____ Other \$ **1,137,640**

D If filer is a member of a consolidated group but not the parent, enter the following information about the parent
Name N/A EIN _____
Address _____

E Information about certain other partners (see instructions)

(1) Name	(2) Address	(3) Identifying number	(4) Check applicable box(es)		
			Category 1	Category 2	Constructive partner
<u>N/A</u>					

F1 Name and address of foreign partnership
**MEXICO RED de TELECOMUNICACIONES, S. de R L. de C.V.
MONTES URALES NO. 632
OL. LOMAS DE CHAPULTEPEC MEXICO, D.F. 11000**

2 EIN (if any)
APPLIED FOR

3 Country under whose laws organized
MEXICO

4 Date of organization 12/21/1999	5 Principal place of business MEXICO	6 Principal business activity code number 513300	7 Principal business activity TELECOM	8 Functional currency MEXICAN PESOS	8b Exchange rate (see instr) 10.4640
---	--	--	---	---	--

G Provide the following information for the foreign partnership's tax year

1 Name, address, and identifying number of agent (if any) in the United States N/A	2 Check if the foreign partnership must file: <input type="checkbox"/> Form 1042 <input type="checkbox"/> Form 8804 <input type="checkbox"/> Form 1065 or 1065-B Service Center where Form 1065 or 1065-B is filed
3 Name and address of foreign partnership's agent in country of organization, if any CARLOS JUAN DE LA GARZA HERRERA MONTES URALES NO. 632 COL. LOMAS DE CHAPULTEPEC MEXICO, D.F. 1100	4 Name and address of person(s) with custody of the books and records of the foreign partnership, and the location of such books and records, if different SAME AS 3

5 Were any special allocations made by the foreign partnership? Yes No

6 Number of foreign disregarded entities owned by the partnership (attach list) **Corp, Mr. SRL** Yes No

7 How is this partnership classified under the law of the country in which it is organized? **LIMITED LIABILITY COMPANY**

8 Did the partnership own any separate units within the meaning of Regulations section 1.1503-2(c)(3) or (4)? Yes No

9 Does this partnership meet both of the following requirements?
• The partnership's total receipts for the tax year were less than \$250,000 and
• The value of the partnership's total assets at the end of the tax year was less than \$800,000
 Yes No

If "Yes" do not complete Schedules L, M-1, and M-2

Sign Here Only if You Are Filing This Form Separately and Not With Your Tax Return

Under penalties of perjury I declare that I have examined this return including accompanying schedules and statements and to the best of my knowledge and belief it is true, correct and complete Declaration of preparer (other than general partner or limited liability company member) is based on all information of which preparer has any knowledge

Signature of general partner or limited liability company member **[Signature] President** Date **11.17.03**

Paid Preparer's information

Preparer's signature	Date	Check if self-employed <input type="checkbox"/>	Preparer's SSN or PTIN 227-02-4011
Firm's name (or yours if self-employed) address and ZIP code	EIN 34-6565596		Phone no (617) 266-2000

Schedule A

Constructive Ownership of Partnership Interest. Check the boxes that apply to the filer. If you check box b, enter the name, address, and U.S. taxpayer identifying number (if any) of the person(s) whose interest you constructively own. See instructions.

a Owns a direct interest b Owns a constructive interest

Table with 5 columns: Name, Address, Identifying number (if any), Check if foreign person, Check if direct partner. Rows include METRORED TELECOM GROUP LTD and REDES DE TELECOMUNICACION.

Schedule A-1 Certain Partners of Foreign Partnership (see instructions)

Table with 4 columns: Name, Address, Identifying number (if any), Check if foreign person. Row contains NONE.

Does the partnership have any other foreign person as a direct partner? X Yes No

Schedule A-2 Affiliation Schedule. List all partnerships (foreign or domestic) in which the foreign partnership owns a direct interest or indirectly owns a 10% interest.

Table with 5 columns: Name, Address, EIN (if any), Total ordinary income or loss, Check if foreign partnership. Row contains NONE.

Schedule B Income Statement - Trade or Business Income N/A

Caution: Include only trade or business income and expenses on lines 1a through 22 below. See the instructions for more information.

Main income statement table with 22 rows. Columns include line numbers, descriptions (e.g., Gross receipts of sales, Total income, Deductions), and sub-columns for calculations (1a, 1b, 1c, 16a, 16b, 16c).

Schedule D Capital Gains and Losses N/A

Part I Short-Term Capital Gains and Losses - Assets Held One Year or Less

Table with 6 columns: (a) Description of property, (b) Date acquired, (c) Date sold, (d) Sales price, (e) Cost or other basis, (f) Gain or (loss). Includes summary rows 2-5.

Part II Long-Term Capital Gains and Losses - Assets Held More Than One Year

Table with 7 columns: (a) Description of property, (b) Date acquired, (c) Date sold, (d) Sales price, (e) Cost or other basis, (f) Gain or (loss), (g) 28% rate gain or (loss). Includes summary rows 7-12.

*28% rate gain or (loss) includes all "collectibles gains and losses" (as defined in the instructions)

Schedule K Partners' Shares of Income, Credits, Deductions, etc. N/A

		(a) Distributive share items	(b) Total amount
Income (Loss)	1	Ordinary income (loss) from trade or business activities (enter from Schedule B line 22)	1
	2	Net income (loss) from rental real estate activities (attach Form 8825)	2
	3 a	Gross income from other rental activities	3a
	b	Expenses from other rental activities (attach schedule)	3b
	c	Net income (loss) from other rental activities Subtract line 3b from line 3a	3c
	4	Portfolio income (loss)	
	a	Interest income	4a
	b	Ordinary dividends	4b
	c	Royalty income	4c
	d	Net short-term capital gain (loss)	4d
	e	(1) Net long-term capital gain (loss) (2) 28% rate gain (loss) (3) Qualified 5-year gain	4e(1)
	f	Other portfolio income (loss) (attach schedule)	4f
	5	Guaranteed payments to partners	5
6	Net section 1231 gain (loss) (other than due to casualty or theft) (attach Form 4797)	6	
7	Other income (loss) (attach schedule)	7	
Deductions	8	Charitable contributions (attach schedule)	8
	9	Section 179 expense deduction	9
	10	Deductions related to portfolio income (itemize)	10
	11	Other deductions (attach schedule)	11
Credits	12 a	Low-income housing credit (1) From partnerships to which section 42(j)(5) applies (2) Other than on line 12a(1)	12a(1) 12a(2)
	b	Qualified rehabilitation expenditures related to rental real estate activities (attach Form 3468)	12b
	c	Credits (other than credits shown on lines 12a and 12b) related to rental real estate activities	12c
	d	Credits related to other rental activities	12d
	13	Other credits	13
Investment Interest	14 a	Interest expense on investment debts	14a
	b	(1) Investment income included on lines 4a, 4b, 4c, and 4f above (2) Investment expenses included on line 10 above	14b(1) 14b(2)
Self-Employment	15 a	Net earnings (loss) from self-employment	15a
	b	Gross farming or fishing income	15b
	c	Gross nonfarm income	15c
Adjustments and Tax Preference Items	16 a	Depreciation adjustment on property placed in service after 1986	16a
	b	Adjusted gain or loss	16b
	c	Depletion (other than oil and gas)	16c
	d	(1) Gross income from oil, gas, and geothermal properties (2) Deductions allocable to oil, gas, and geothermal properties	16d(1) 16d(2)
	e	Other adjustments and tax preference items (attach schedule)	16e

Schedule K (continued)

		(a) Distributive share items	(b) Total amount
Foreign Taxes	17 a	Name of foreign country or U.S. possession ▶	
	b	Gross income from all sources	17b
	c	Gross income sourced at partner level	17c
	d	Foreign gross income sourced at partnership level	
	(1)	Passive	17d(1)
	(2)	Listed categories (attach schedule)	17d(2)
	(3)	General limitation	17d(3)
	e	Deductions allocated and apportioned at partner level	
	(1)	Interest expense	17e(1)
	(2)	Other	17e(2)
	f	Deductions allocated and apportioned at partnership level to foreign source income	
(1)	Passive	17f(1)	
(2)	Listed categories (attach schedule)	17f(2)	
(3)	General limitation	17f(3)	
g	Total foreign taxes (check one) ▶ Paid <input type="checkbox"/> Accrued <input type="checkbox"/>	17g	
h	Reduction in taxes available for credit (attach schedule)	17h	
Other	18	Section 59(e)(2) expenditures a Type ▶ b Amount ▶	18b
	19	Tax-exempt interest income	19
	20	Other tax-exempt income	20
	21	Nondeductible expenses	21
	22	Distributions of money (cash and marketable securities)	22
	23	Distributions of property other than money	23
	24	Other items and amounts required to be reported separately to partners (attach schedule)	

Schedule L Balance Sheets per Books (Not required if Question G9, page 1, is answered "Yes")

	Beginning of tax year		End of tax year	
	(a)	(b)	(c)	(d)
Assets				
1 Cash				
2 a Trade notes and accounts receivable				
b Less allowance for bad debts				
3 Inventories				
4 U.S. government obligations				
5 Tax-exempt securities				
6 Other current assets (attach schedule)				
7 Mortgage and real estate loans				
8 Other investments (attach schedule)				
9 a Buildings and other depreciable assets				
b Less accumulated depreciation				
10 a Depletable assets				
b Less accumulated depletion				
11 Land (net of any amortization)				
12 a Intangible assets (amortizable only)				
b Less accumulated amortization				
13 Other assets (attach schedule)				
14 Total assets				
Liabilities and Capital				
15 Accounts payable				
16 Mortgages, notes, bonds payable in less than 1 year				
17 Other current liabilities (attach schedule)				
18 All nonrecourse loans				
19 Mortgages, notes, bonds payable in 1 year or more				
20 Other liabilities (attach schedule)				
21 Partners' capital accounts				
22 Total liabilities and capital				

Schedule M Balance Sheets for Interest Allocation

	(a) Beginning of tax year	(b) End of tax year
1 Total U S assets		
2 Total foreign assets		
a Passive income category		
b Listed categories (attach schedule)		
c General limitation income category		

Schedule M-1 Reconciliation of Income (Loss) per Books With Income (Loss) per Return (Not required if Question G9, page 1, is answered "Yes")

1 Net income (loss) per books		6 Income recorded on books this year not included on Schedule K, lines 1 through 7 (itemize)	
2 Income included on Schedule K, lines 1 through 4, 6, and 7 not recorded on books this year (itemize)		a Tax-exempt interest \$	
3 Guaranteed payments (other than health insurance)		7 Deductions included on Schedule K lines 1 through 11, 14a, 17g, and 18b not charged against book income this year (itemize)	
4 Expenses recorded on books this year not included on Schedule K, lines 1 through 11, 14a, 17g, and 18b (itemize)		a Depreciation \$	
a Depreciation \$			
b Travel and entertainment \$		8 Add lines 6 and 7	
5 Add lines 1 through 4		9 Income (loss) Subtract line 8 from line 5	

Schedule M-2 Analysis of Partners' Capital Accounts (Not required if Question G9, page 1, is answered "Yes")

1 Balance at beginning of year		6 Distributions	
2 Capital contributed		a Cash	
a Cash		b Property	
b Property		7 Other decreases (itemize)	
3 Net income (loss) per books			
4 Other increases (itemize)		8 Add lines 6 and 7	
		9 Balance at end of year. Subtract line 8 from line 5	
5 Add lines 1 through 4			

Schedule N Transactions Between Controlled Foreign Partnership and Partners or Other Related Entities

Important Complete a separate Form 8865 and Schedule N for each controlled foreign partnership Enter the totals for each type of transaction that occurred between the foreign partnership and the persons listed in columns (a) through (d)

Transactions of foreign partnership	(a) U.S. person filing this return	(b) Any domestic corporation or partnership controlling or controlled by the U.S. person filing this return	(c) Any other foreign corporation or partnership controlling or controlled by the U.S. person filing this return	(d) Any U.S. person with a 10% or more direct interest in the controlled foreign partnership (other than the U.S. person filing this return)
1 Sales of inventory				
2 Sales of property rights (patents, trademarks, etc.)				
3 Compensation received for technical, managerial, engineering, construction, or like services				
4 Commissions received				
5 Rents, royalties, and license fees received				
6 Distributions received				
7 Interest received				
8 Other				
9 Add lines 1 through 8				
10 Purchases of inventory				
11 Purchases of tangible property other than inventory				
12 Purchases of property rights (patents, trademarks, etc.)				
13 Compensation paid for technical, managerial, engineering, construction, or like services				
14 Commissions paid				
15 Rents, royalties, and license fees paid				
16 Distributions paid				
17 Interest paid				
18 Other				
19 Add lines 10 through 18				
20 Amounts borrowed (enter the maximum loan balance during the year) - see instructions				
21 Amounts loaned (enter the maximum loan balance during the year) - see instructions				

SCHEDULE O
(Form 8865)
Department of the Treasury
Internal Revenue Service

Transfer of Property to a Foreign Partnership
(under section 6038B)

OMB No 1545-1688

2002

▶ Attach to Form 8865 See instructions for Form 8865

Name of transferor

BOSTON VENTURES LP V

Filer's identifying number

04-3330730

Name of foreign partnership

MEXICORED DE TELECOMUNICACIONES SRL DE CV

Part I Transfers Reportable Under Section 6038B

Type of property	(a) Date of transfer	(b) Number of items transferred	(c) Fair market value on date of transfer	(d) Cost or other basis	(e) Section 704(c) allocation method	(f) Gain recognized on transfer	(g) Percentage interest in partnership after transfer
Cash	VARIOUS		1,069,892				34
Marketable securities							
Inventory							
Tangible property used in trade or business							
Intangible property							
Other property							

Supplemental Information Required To Be Reported (see instructions)

Part II Dispositions Reportable Under Section 6038B

(a) Type of property	(b) Date of original transfer	(c) Date of disposition	(d) Manner of disposition	(e) Gain recognized by partnership	(f) Depreciation recapture recognized by partnership	(g) Gain allocated to partner	(h) Depreciation recapture allocated to partner

Part III Is any transfer reported on this schedule subject to gain recognition under section 904(f)(3) or section 904(f)(5)(F)? Yes No

For Paperwork Reduction Act Notice, see the Instructions for Form 8865.

Schedule O (Form 8865) 2002

Form **8865**

Return of U.S. Persons With Respect to Certain Foreign Partnerships

OMB No 1545-1668

2002

Department of the Treasury
Internal Revenue Service

▶ Attach to your tax return. See separate instructions
Information furnished for the foreign partnership's tax year
(see instructions) beginning 01/01/2002 and ending 12/31/2002

Attachment
Sequence No 118

Important All information must be in English All amounts must be in U S dollars unless otherwise indicated

Name of person filing this return **BOSTON VENTURES LP VI** Filer's identifying number **04-3514947**

Filer's address (if you are not filing this form with your tax return)
**ONE FEDERAL STREET
23RD FLOOR
BOSTON, MA 02110**

A Category of filer (see Categories of Filers in the instructions and check applicable box(es))
1 2 3 4

B Filer's tax year beginning 01/01/2002 and ending 12/31/2002

C Filer's share of liabilities Nonrecourse \$ _____ Qualified nonrecourse financing \$ _____ Other \$ **225,855**

D If filer is a member of a consolidated group but not the parent enter the following information about the parent
Name **N/A** EIN _____
Address _____

E Information about certain other partners (see instructions)

(1) Name	(2) Address	(3) Identifying number	(4) Check applicable box(es)		
			Category 1	Category 2	Constructive owner
N/A					

F1 Name and address of foreign partnership
**REDES DE TELECOMUNICACION, S.de R.L. de C.V.
MONTES URALES NO. 632
COL. LOMAS DE CHAPULTEPEC MEXICO, D.F. 11000**

F2 EIN (if any)
APPLIED FOR

F3 Country under whose laws organized
MEXICO

4 Date of organization 12/27/1999	5 Principal place of business MEXICO	6 Principal business activity code number 513300	7 Principal business activity TELECOM	8 Functional currency MEXICAN PESOS	8b Exchange rate (see instr) 10.4640
---	--	--	---	---	--

G Provide the following information for the foreign partnership's tax year:

1 Name, address and identifying number of agent (if any) in the United States
N/A

2 Check if the foreign partnership must file
 Form 1042 Form 8804 Form 1065 or 1085-B
Service Center where Form 1065 or 1085-B is filed

3 Name and address of foreign partnership's agent in country of organization, if any
**CARLOS JUAN DE LA GARZA HERRERA
MONTES URALES NO 632
COL. LOMAS DE CHAPULTEPEC MEXICO, D.F. 1100**

4 Name and address of person(s) with custody of the books and records of the foreign partnership, and the location of such books and records if different
SAME AS 3

5 Were any special allocations made by the foreign partnership? Yes No

6 Number of foreign disregarded entities owned by the partnership (attach list) **NONE**

7 How is this partnership classified under the law of the country in which it is organized? **LIMITED LIABILITY COMPANY**

8 Did the partnership own any separate units within the meaning of Regulations section 1.1503-2(c)(3) or (4)? Yes No

9 Does this partnership meet both of the following requirements?
 • The partnership's total receipts for the tax year were less than \$250,000 and
 • The value of the partnership's total assets at the end of the tax year was less than \$600,000
 Yes No
 If "Yes" do not complete Schedules L, M-1, and M-2

Sign Here Only if You Are Filing This Form Separately and Not With Your Tax Return

Under penalties of perjury, I declare that I have examined this return, including accompanying schedules and statements and to the best of my knowledge and belief it is true, correct and complete Declaration of preparer (other than general partner or limited liability company member) is based on all information of which preparer has any knowledge.

Signature of general partner or limited liability company member **[Signature] President** Date **11/7/03**

Paid Preparer Sign and Complete Only if Form is Filed Separately.

Preparer's signature _____ Date _____ Check if self-employed Preparer's SSN or PTIN **227-02-4011**

Firm's name (or yours if self-employed), address and ZIP code **ERNST & YOUNG LLP
200 CLARENDON STREET
BOSTON, MA 02116** Phone no **(617) 266-2000**

Schedule A

Constructive Ownership of Partnership Interest. Check the boxes that apply to the filer. If you check box b, enter the name, address, and U.S. taxpayer identifying number (if any) of the person(s) whose interest you constructively own. See instructions

a Owns a direct interest b Owns a constructive interest

Name	Address	Identifying number (if any)	Check if foreign person	Check if direct partner
METRORED TELECOM GROUP LTD	BERMUDA	N/A	X	X

Schedule A-1 Certain Partners of Foreign Partnership (see instructions)

Name	Address	Identifying number (if any)	Check if foreign person
NONE			

Does the partnership have any other foreign person as a direct partner? Yes No

Schedule A-2 Affiliation Schedule. List all partnerships (foreign or domestic) in which the foreign partnership owns a direct interest or indirectly owns a 10% interest

Name	Address	EN (if any)	Total ordinary income or loss	Check if foreign partnership
MEXICORED DE TELECOMUNIC.				
SRL DE CV	SAME AS ABOVE	N/A		X

Schedule B Income Statement - Trade or Business Income N/A

Caution Include only trade or business income and expenses on lines 1a through 22 below. See the instructions for more information

Income	1 a	Gross receipts or sales	1a		1c		
	b	Less returns and allowances	1b				
	2	Cost of goods sold			2		
	3	Gross profit Subtract line 2 from line 1c			3		
	4	Ordinary income (loss) from other partnerships, estates and trusts (attach schedule)			4		
	5	Net farm profit (loss) (attach Schedule F (Form 1040))			5		
	6	Net gain (loss) from Form 4797, Part II, line 18			6		
7	Other income (loss) (attach schedule)			7			
8	Total income (loss) Combine lines 3 through 7.			8			
Deductions (see page 8 of the instructions for instructions)	9	Salaries and wages (other than to partners) (less employment credits)			9		
	10	Guaranteed payments to partners			10		
	11	Repairs and maintenance			11		
	12	Bad debts			12		
	13	Rent			13		
	14	Taxes and licenses			14		
	15	Interest			15		
	16 a	Depreciation (if required, attach Form 4562)	16a				
	b	Less depreciation reported on Schedule A and elsewhere on return	16b			16c	
	17	Depletion (Do not deduct oil and gas depletion)			17		
	18	Retirement plans, etc			18		
	19	Employee benefit programs			19		
	20	Other deductions (attach schedule)			20		
	21	Total deductions Add the amounts shown in the far right column for lines 9 through 20			21		
	22	Ordinary Income (loss) from trade or business activities Subtract line 21 from line 8			22		

Schedule D Capital Gains and Losses N/A

Part I Short-Term Capital Gains and Losses - Assets Held One Year or Less

(a) Description of property (e.g. 100 shares of Z Co.)	(b) Date acquired (month day year)	(c) Date sold (month day year)	(d) Sales price (see instructions)	(e) Cost or other basis (see instructions)	(f) Gain or (loss) ((d) minus (e))
1					
2 Short-term capital gain from installment sales from Form 6252, line 26 or 37					2
3 Short-term capital gain (loss) from like-kind exchanges from Form 8824					3
4 Partnership's share of net short-term capital gain (loss), including specially allocated short-term capital gains (losses), from other partnerships, estates, and trusts					4
5 Net short-term capital gain or (loss). Combine lines 1 through 4 in column (f). Enter here and on Form 8865, Schedule K, line 4d or 7					5

Part II Long-Term Capital Gains and Losses - Assets Held More Than One Year

(a) Description of property (e.g. 100 shares of Z Co.)	(b) Date acquired (month, day, year)	(c) Date sold (month day year)	(d) Sales price (see instructions)	(e) Cost or other basis (see instructions)	(f) Gain or (loss) ((d) minus (e))	(g) 28% rate gain or (loss) *(see instr below)
6						
7 Long-term capital gain from installment sales from Form 6252, line 26 or 37						7
8 Long-term capital gain (loss) from like-kind exchanges from Form 8824						8
9 Partnership's share of net long-term capital gain (loss), including specially allocated long-term capital gains (losses), from other partnerships, estates, and trusts						9
10 Capital gain distributions						10
11 Combine lines 6 through 10 in column (g). Enter here and on Schedule K line 4e(2) or 7						11
12 Net long-term capital gain or (loss). Combine lines 6 through 10 in column (f). Enter here and on Form 8865, Schedule K, line 4e(1) or 7						12

*28% rate gain or (loss) includes all "collectibles gains and losses" (as defined in the instructions)

Schedule K Partners' Shares of Income, Credits, Deductions, etc.

N/A

(a) Distributive share items		(b) Total amount
Income (Loss)	1 Ordinary income (loss) from trade or business activities (enter from Schedule B, line 22)	1
	2 Net income (loss) from rental real estate activities (attach Form 8825)	2
	3 a Gross income from other rental activities	3a
	b Expenses from other rental activities (attach schedule)	3b
	c Net income (loss) from other rental activities Subtract line 3b from line 3a	3c
	4 Portfolio income (loss)	
	a Interest income	4a
	b Ordinary dividends	4b
	c Royalty income	4c
	d Net short-term capital gain (loss)	4d
	e (1) Net long-term capital gain (loss)	4e(1)
	(2) 28% rate gain (loss) (3) Qualified 5-year gain	
	f Other portfolio income (loss) (attach schedule)	4f
5 Guaranteed payments to partners	5	
6 Net section 1231 gain (loss) (other than due to casualty or theft) (attach Form 4797)	6	
7 Other income (loss) (attach schedule)	7	
Deductions	8 Charitable contributions (attach schedule)	8
	9 Section 179 expense deduction	9
	10 Deductions related to portfolio income (itemize)	10
	11 Other deductions (attach schedule)	11
Credits	12 a Low-income housing credit	
	(1) From partnerships to which section 42(j)(5) applies	12a(1)
	(2) Other than on line 12a(1)	12a(2)
	b Qualified rehabilitation expenditures related to rental real estate activities (attach Form 3468)	12b
	c Credits (other than credits shown on lines 12a and 12b) related to rental real estate activities	12c
d Credits related to other rental activities	12d	
13 Other credits	13	
Investment Interest	14 a Interest expense on investment debts	14a
	b (1) Investment income included on lines 4a, 4b, 4c, and 4f above	14b(1)
(2) Investment expenses included on line 10 above	14b(2)	
Self-Employment	15 a Net earnings (loss) from self-employment	15a
	b Gross farming or fishing income	15b
	c Gross nonfarm income	15c
Adjustments and Tax Preference Items	16 a Depreciation adjustment on property placed in service after 1986	16a
	b Adjusted gain or loss	16b
	c Depletion (other than oil and gas)	16c
	d (1) Gross income from oil, gas, and geothermal properties	16d(1)
	(2) Deductions allocable to oil, gas, and geothermal properties	16d(2)
e Other adjustments and tax preference items (attach schedule)	16e	

Schedule K (continued)

(a) Distributive share items

(b) Total amount

Foreign Taxes	17 a	Name of foreign country or U.S. possession ▶		
	b	Gross income from all sources	17 b	
	c	Gross income sourced at partner level	17 c	
	d	Foreign gross income sourced at partnership level:		
	(1)	Passive	17 d(1)	
	(2)	Listed categories (attach schedule)	17 d(2)	
	(3)	General limitation	17 d(3)	
	e	Deductions allocated and apportioned at partner level:		
	(1)	Interest expense	17 e(1)	
	(2)	Other	17 e(2)	
Other	f	Deductions allocated and apportioned at partnership level to foreign source income:		
	(1)	Passive	17 f(1)	
	(2)	Listed categories (attach schedule)	17 f(2)	
	(3)	General limitation	17 f(3)	
	g	Total foreign taxes (check one): Paid <input type="checkbox"/> Accrued <input type="checkbox"/>	17 g	
	h	Reduction in taxes available for credit (attach schedule)	17 h	
	18	Section 59(e)(2) expenditures a Type ▶	b Amount ▶	18 b
	19	Tax-exempt interest income		19
	20	Other tax-exempt income		20
	21	Nondeductible expenses		21
22	Distributions of money (cash and marketable securities)		22	
23	Distributions of property other than money		23	
24	Other items and amounts required to be reported separately to partners (attach schedule)			

Schedule L Balance Sheets per Books (Not required if Question G9, page 1, is answered "Yes")

	Beginning of tax year		End of tax year	
	(a)	(b)	(c)	(d)
Assets				
1 Cash				
2 a Trade notes and accounts receivable				
b Less allowance for bad debts				
3 Inventories				
4 U.S. government obligations				
5 Tax-exempt securities				
6 Other current assets (attach schedule)				
7 Mortgage and real estate loans				
8 Other investments (attach schedule)				
9 a Buildings and other depreciable assets				
b Less accumulated depreciation				
10 a Depletable assets				
b Less accumulated depletion				
11 Land (net of any amortization)				
12 a Intangible assets (amortizable only)				
b Less accumulated amortization				
13 Other assets (attach schedule)				
14 Total assets				
Liabilities and Capital				
15 Accounts payable				
16 Mortgages, notes, bonds payable in less than 1 year				
17 Other current liabilities (attach schedule)				
18 All nonrecourse loans				
19 Mortgages, notes, bonds payable in 1 year or more				
20 Other liabilities (attach schedule)				
21 Partners' capital accounts				
22 Total liabilities and capital				

Schedule M Balance Sheets for Interest Allocation

	(a) Beginning of tax year	(b) End of tax year
1 Total U S assets		
2 Total foreign assets		
a Passive income category		
b Listed categories (attach schedule)		
c General limitation income category		

Schedule M-1 Reconciliation of Income (Loss) per Books With Income (Loss) per Return (Not required if Question G9, page 1, is answered "Yes")

1 Net income (loss) per books		6 Income recorded on books this year not included on Schedule K, lines 1 through 7 (itemize)	
2 Income included on Schedule K, lines 1 through 4, 6, and 7, not recorded on books this year (itemize)		a Tax-exempt interest \$	
3 Guaranteed payments (other than health insurance)		7 Deductions included on Schedule K lines 1 through 11, 14a, 17g, and 18b not charged against book income this year (itemize)	
4 Expenses recorded on books this year not included on Schedule K, lines 1 through 11, 14a, 17g, and 18b (itemize)		a Depreciation \$	
a Depreciation \$			
b Travel and entertainment \$		8 Add lines 6 and 7	
5 Add lines 1 through 4		9 Income (loss). Subtract line 8 from line 5	

Schedule M-2 Analysis of Partners' Capital Accounts (Not required if Question G9, page 1, is answered "Yes")

1 Balance at beginning of year		6 Distributions	
2 Capital contributed		a Cash	
a Cash		b Property	
b Property		7 Other decreases (itemize)	
3 Net income (loss) per books			
4 Other increases (itemize)		8 Add lines 6 and 7	
		9 Balance at end of year Subtract line 8 from line 5	
5 Add lines 1 through 4			

Schedule N Transactions Between Controlled Foreign Partnership and Partners or Other Related Entities

Important: Complete a separate Form 8865 and Schedule N for each controlled foreign partnership. Enter the totals for each type of transaction that occurred between the foreign partnership and the persons listed in columns (a) through (d).

Transactions of foreign partnership	(a) U.S. person filing this return	(b) Any domestic corporation or partnership controlling or controlled by the U.S. person filing this return	(c) Any other foreign corporation or partnership controlling or controlled by the U.S. person filing this return	(d) Any U.S. person with a 10% or more direct interest in the controlled foreign partnership (other than the U.S. person filing this return)
1 Sales of inventory				
2 Sales of property rights (patents, trademarks, etc.)				
3 Compensation received for technical, managerial, engineering, construction, or like services				
4 Commissions received				
5 Rents, royalties, and license fees received				
6 Distributions received				
7 Interest received				
8 Other				
9 Add lines 1 through 8				
10 Purchases of inventory				
11 Purchases of tangible property other than inventory				
12 Purchases of property rights (patents, trademarks, etc.)				
13 Compensation paid for technical, managerial, engineering, construction, or like services				
14 Commissions paid				
15 Rents, royalties, and license fees paid				
16 Distributions paid				
17 Interest paid				
18 Other				
19 Add lines 10 through 18				
20 Amounts borrowed (enter the maximum loan balance during the year) - see instructions				
21 Amounts loaned (enter the maximum loan balance during the year) - see instructions				

SCHEDULE O
(Form 8865)
Department of the Treasury
Internal Revenue Service

Transfer of Property to a Foreign Partnership
(under section 6038B)

OMB No 1545-1668

2002

▶ Attach to Form 8865. See instructions for Form 8865

Name of transferor

Filer's identifying number

BOSTON VENTURES LP VI

04-3514947

Name of foreign partnership

Part I Transfers Reportable Under Section 6038B

Type of property	(a) Date of transfer	(b) Number of items transferred	(c) Fair market value on date of transfer	(d) Cost or other basis	(e) Section 704(c) allocation method	(f) Gain recognized on transfer	(g) Percentage interest in partnership after transfer
Cash	VARIOUS		154,145				6.75
Marketable securities							
Inventory							
Tangible property used in trade or business							
Intangible property							
Other property							

Supplemental Information Required To Be Reported (see instructions)

Part II Dispositions Reportable Under Section 6038B

(a) Type of property	(b) Date of original transfer	(c) Date of disposition	(d) Manner of disposition	(e) Gain recognized by partnership	(f) Depreciation recapture recognized by partnership	(g) Gain allocated to partner	(h) Depreciation recapture allocated to partner

Part III Is any transfer reported on this schedule subject to gain recognition under section 804(f)(3) or section 904(f)(5)(F)? Yes No

For Paperwork Reduction Act Notice, see the Instructions for Form 8865.

Schedule O (Form 8865) 2002

Form **8865**

Return of U.S. Persons With Respect to Certain Foreign Partnerships

OMB No 1545-1668

2002

Department of the Treasury
Internal Revenue Service

Information furnished for the foreign partnership's tax year
(see instructions) beginning 01/01/2002 and ending 12/31/2002

Attachment
Sequence No 118

Important: All information must be in English. All amounts must be in U S dollars unless otherwise indicated

Name of person filing this return: **BOSTON VENTURES LP VI** Filer's identifying number: **04-3514947**

Filer's address (if you are not filing this form with your tax return):
**ONE FEDERAL STREET
23RD FLOOR
BOSTON, MA 02110**

A Category of filer (see Categories of Filers in the instructions and check applicable boxes):
1 2 3 4

B Filer's tax year beginning 01/01/2002 and ending 12/31/2002

C Filer's share of liabilities: Nonrecourse \$ _____ Qualified nonrecourse financing \$ _____ Other \$ **225,855**

D If filer is a member of a consolidated group but not the parent, enter the following information about the parent:
Name N/A EIN _____
Address _____

E Information about certain other partners (see instructions)

(1) Name	(2) Address	(3) Identifying number	(4) Check applicable boxes		
			Category 1	Category 2	Constructive owner
<u>N/A</u>					

F1 Name and address of foreign partnership:
**MEXICO RED de TELECOMUNICACIONES, S. de R.L. de C.V.
MONTES URALES NO. 632
COL. LOMAS DE CHAPULTEPEC MEXICO, D.F. 11000**

2 EIN (if any): **APPLIED FOR**
3 Country under whose laws organized: **MEXICO**

4 Date of organization: **12/21/1999** 5 Principal place of business: **MEXICO** 6 Principal business activity code number: **513300** 7 Principal business activity: **TELECOM** 8 Functional currency: **MEXICAN PESOS** 8b Exchange rate (see instr): **10.4640**

9 Provide the following information for the foreign partnership's tax year:
1 Name, address, and identifying number of agent (if any) in the United States: **N/A**
2 Check if the foreign partnership must file:
 Form 1042 Form 8804 Form 1065 or 1065-B
Service Center where Form 1065 or 1065-B is filed

3 Name and address of foreign partnership's agent in country of organization, if any: **CARLOS JUAN DE LA GARZA HERRERA
MONTES URALES NO. 632
COL. LOMAS DE CHAPULTEPEC MEXICO, D.F. 1100**

4 Name and address of person(s) with custody of the books and records of the foreign partnership, and the location of such books and records, if different: **SAME AS 3**

- 5 Were any special allocations made by the foreign partnership? Yes No
 - 6 Number of foreign disregarded entities owned by the partnership (attach list): **COMP. MR. 684** 1
 - 7 How is this partnership classified under the law of the country in which it is organized? **LIMITED LIABILITY COMPANY**
 - 8 Did the partnership own any separate units within the meaning of Regulations section 1.1503-2(c)(3) or (4)? Yes No
 - 9 Does this partnership meet both of the following requirements?
 - The partnership's total receipts for the tax year were less than \$250,000 and
 - The value of the partnership's total assets at the end of the tax year was less than \$600,000 Yes No
- If "Yes" do not complete Schedules L, M-1 and M-2

Sign Here Only if You Are Filing This Form Separately and Not With Your Tax Return
Under penalties of perjury I declare that I have examined this return including accompanying schedules and statements and to the best of my knowledge and belief it is true, correct and complete. Declaration of preparer (other than general partner or limited liability company member) is based on all information which preparer has any knowledge.
Signature of general partner or limited liability company member: *[Signature]* **President** Date: **11-17-03**

Paid Preparer Sign and Complete Only if Form is Filed Separately.
Preparer's signature: _____ Date: _____ Check if self-employed: Preparer's SSN or PTIN: **227-02-4011**
Firm's name (or yours if self-employed), address, and ZIP code: **ERNST & YOUNG LLP
200 CLARENDON STREET
BOSTON, MA 02116** EIN: **34-6565596** Phone no.: **(617) 266-2000**

Schedule A

Constructive Ownership of Partnership Interest. Check the boxes that apply to the filer. If you check box b, enter the name, address, and U.S. taxpayer identifying number (if any) of the person(s) whose interest you constructively own. See instructions.

a Owns a direct interest b Owns a constructive interest

Name	Address	Identifying number (if any)	Check if foreign person	Check if direct partner
METRORED TELECOM GROUP LTD	BERMUDA	N/A	X	X
REDES DE TELECOMUNICACION	BRL DE CV-MEXICO	N/A	X	

Schedule A-1 Certain Partners of Foreign Partnership (see instructions)

Name	Address	Identifying number (if any)	Check if foreign person
NONE			

Does the partnership have any other foreign person as a direct partner? Yes No

Schedule A-2 Affiliation Schedule. List all partnerships (foreign or domestic) in which the foreign partnership owns a direct interest or indirectly owns a 10% interest

Name	Address	EIN (if any)	Total ordinary income or loss	Check if foreign partnership
NONE				

Schedule B Income Statement - Trade or Business Income N/A

Caution Include only trade or business income and expenses on lines 1a through 22 below. See the instructions for more information.

Income	1a	Gross receipts or sales	1a		1c	
	b	Less returns and allowances	1b			
	2	Cost of goods sold			2	
	3	Gross profit Subtract line 2 from line 1c			3	
	4	Ordinary income (loss) from other partnerships, estates, and trusts (attach schedule)			4	
	5	Net farm profit (loss) (attach Schedule F (Form 1040))			5	
	6	Net gain (loss) from Form 4797, Part II, line 18			6	
7	Other income (loss) (attach schedule)			7		
8	Total income (loss) Combine lines 3 through 7			8		
Deductions (see page 8 of the instructions for limitations)	9	Salaries and wages (other than to partners) (less employment credits)			9	
	10	Guaranteed payments to partners			10	
	11	Repairs and maintenance			11	
	12	Bad debts			12	
	13	Rent			13	
	14	Taxes and licenses			14	
	15	Interest			15	
	16a	Depreciation (if required, attach Form 4562)	16a			
	b	Less depreciation reported on Schedule A and elsewhere on return	16b		16c	
	17	Depletion (Do not deduct oil and gas depletion)			17	
	18	Retirement plans, etc.			18	
	19	Employee benefit programs			19	
	20	Other deductions (attach schedule)			20	
	21	Total deductions Add the amounts shown in the far right column for lines 9 through 20			21	
	22	Ordinary income (loss) from trade or business activities Subtract line 21 from line 8			22	

Schedule D Capital Gains and Losses N/A

Part I Short-Term Capital Gains and Losses - Assets Held One Year or Less

(a) Description of property (e.g., 100 shares of Z Co.)	(b) Date acquired (month day, year)	(c) Date sold (month day year)	(d) Sales price (see instructions)	(e) Cost or other basis (see instructions)	(f) Gain or (loss) ((d) minus (e))
1					
2	Short-term capital gain from installment sales from Form 6252, line 26 or 37				2
3	Short-term capital gain (loss) from like-kind exchanges from Form 8824				3
4	Partnership's share of net short-term capital gain (loss), including specially allocated short-term capital gains (losses), from other partnerships, estates, and trusts				4
5	Net short-term capital gain or (loss). Combine lines 1 through 4 in column (f). Enter here and on Form 8865, Schedule K, line 4d or 7				5

Part II Long-Term Capital Gains and Losses - Assets Held More Than One Year

(a) Description of property (e.g., 100 shares of Z Co.)	(b) Date acquired (month day year)	(c) Date sold (month day year)	(d) Sales price (see instructions)	(e) Cost or other basis (see instructions)	(f) Gain or (loss) ((d) minus (e))	(g) 28% rate gain or (loss) *(see instr below)
3						
7	Long-term capital gain from installment sales from Form 6252, line 26 or 37				7	
8	Long-term capital gain (loss) from like-kind exchanges from Form 8824				8	
9	Partnership's share of net long-term capital gain (loss), including specially allocated long-term capital gains (losses), from other partnerships, estates, and trusts				9	
10	Capital gain distributions				10	
11	Combine lines 6 through 10 in column (g). Enter here and on Schedule K, line 4e(2) or 7				11	
12	Net long-term capital gain or (loss). Combine lines 6 through 10 in column (f). Enter here and on Form 8865, Schedule K, line 4e(1) or 7				12	

*28% rate gain or (loss) includes all "collectibles gains and losses" (as defined in the instructions).

Schedule K Partners' Shares of Income, Credits, Deductions, etc. N/A

		(a) Distributive share items	(b) Total amount	
Income (Loss)	1	Ordinary income (loss) from trade or business activities (enter from Schedule B line 22)	1	
	2	Net income (loss) from rental real estate activities (attach Form 8825)	2	
	3	a	Gross income from other rental activities	3a
		b	Expenses from other rental activities (attach schedule)	3b
		c	Net income (loss) from other rental activities Subtract line 3b from line 3a	3c
	4		Portfolio income (loss)	
		a	Interest income	4a
		b	Ordinary dividends	4b
		c	Royalty income	4c
		d	Net short-term capital gain (loss)	4d
		e	(1) Net long-term capital gain (loss)	4e(1)
			(2) 28% rate gain (loss) (3) Qualified 5-year gain	
	f	Other portfolio income (loss) (attach schedule)	4f	
	5	Guaranteed payments to partners	5	
6	Net section 1231 gain (loss) (other than due to casualty or theft) (attach Form 4797)	6		
7	Other income (loss) (attach schedule)	7		
Deductions	8	Charitable contributions (attach schedule)	8	
	9	Section 179 expense deduction	9	
	10	Deductions related to portfolio income (itemize)	10	
	11	Other deductions (attach schedule)	11	
Credits	12 a	Low-income housing credit		
		(1) From partnerships to which section 42(j)(5) applies	12a(1)	
		(2) Other than on line 12a(1)	12a(2)	
	b	Qualified rehabilitation expenditures related to rental real estate activities (attach Form 3468)	12b	
	c	Credits (other than credits shown on lines 12a and 12b) related to rental real estate activities	12c	
d	Credits related to other rental activities	12d		
13	Other credits	13		
Investment Interest	14 a	Interest expense on investment debts	14a	
	b	(1) Investment income included on lines 4a, 4b, 4c, and 4f above	14b(1)	
	(2) Investment expenses included on line 10 above	14b(2)		
Self-Employment	15 a	Net earnings (loss) from self-employment	15a	
	b	Gross farming or fishing income	15b	
	c	Gross nonfarm income	15c	
Adjustments and Tax Preference Items	16 a	Depreciation adjustment on property placed in service after 1986	16a	
		Adjusted gain or loss	16b	
		Depletion (other than oil and gas)	16c	
	d	(1) Gross income from oil, gas, and geothermal properties	16d(1)	
		(2) Deductions allocable to oil, gas, and geothermal properties	16d(2)	
e	Other adjustments and tax preference items (attach schedule)	16e		

Schedule K (continued)

		(a) Distributive share items	(b) Total amount
Foreign Taxes	17 a	Name of foreign country or U.S. possession ▶	
	b	Gross income from all sources	17b
	c	Gross income sourced at partner level	17c
	d	Foreign gross income sourced at partnership level	
	(1)	Passive	17d(1)
	(2)	Listed categories (attach schedule)	17d(2)
	(3)	General limitation	17d(3)
	e	Deductions allocated and apportioned at partner level	
	(1)	Interest expense	17e(1)
	(2)	Other	17e(2)
Other	f	Deductions allocated and apportioned at partnership level to foreign source income	
	(1)	Passive	17f(1)
	(2)	Listed categories (attach schedule)	17f(2)
	(3)	General limitation	17f(3)
	g	Total foreign taxes (check one) ▶ Paid <input type="checkbox"/> Accrued <input type="checkbox"/>	17g
	h	Reduction in taxes available for credit (attach schedule)	17h
	18	Section 59(e)(2) expenditures. a Type ▶ b Amount ▶	18b
	19	Tax-exempt interest income	19
20	Other tax-exempt income	20	
21	Non-deductible expenses	21	
22	Distributions of money (cash and marketable securities)	22	
23	Distributions of property other than money	23	
24	Other items and amounts required to be reported separately to partners (attach schedule)		

Schedule L Balance Sheets per Books (Not required if Question G9, page 1, is answered "Yes.")

	Beginning of tax year		End of tax year	
	(a)	(b)	(c)	(d)
Assets				
1	Cash			
2 a	Trade notes and accounts receivable			
b	Less allowance for bad debts			
3	Inventories			
4	U.S. government obligations			
5	Tax-exempt securities			
6	Other current assets (attach schedule)			
7	Mortgage and real estate loans			
8	Other investments (attach schedule)			
9 a	Buildings and other depreciable assets			
b	Less accumulated depreciation			
10 a	Depletable assets			
b	Less accumulated depletion			
11	Land (net of any amortization)			
12 a	Intangible assets (amortizable only)			
b	Less accumulated amortization			
13	Other assets (attach schedule)			
14	Total assets			
Liabilities and Capital				
15	Accounts payable			
16	Mortgages, notes, bonds payable in less than 1 year			
17	Other current liabilities (attach schedule)			
18	All nonrecourse loans			
19	Mortgages, notes, bonds payable in 1 year or more			
20	Other liabilities (attach schedule)			
21	Partners' capital accounts			
22	Total liabilities and capital			

Schedule M Balance Sheets for Interest Allocation

	(a) Beginning of tax year	(b) End of tax year
1 Total US assets		
2 Total foreign assets		
a Passive income category		
b Listed categories (attach schedule)		
c General limitation income category		

Schedule M-1 Reconciliation of Income (Loss) per Books With Income (Loss) per Return (Not required if Question G9, page 1, is answered "Yes")

1 Net income (loss) per books		6 Income recorded on books this year not included on Schedule K, lines 1 through 7 (Itemize)	
2 Income included on Schedule K, lines 1 through 4, 6 and 7, not recorded on books this year (itemize)		a Tax-exempt interest \$	
3 Guaranteed payments (other than health insurance)		7 Deductions included on Schedule K lines 1 through 11, 14a, 17g, and 18b not charged against book income this year (itemize)	
4 Expenses recorded on books this year not included on Schedule K, lines 1 through 11, 14a, 17g, and 18b (itemize)		a Depreciation \$	
a Depreciation \$			
b Travel and entertainment \$		8 Add lines 6 and 7	
5 Add lines 1 through 4		9 Income (loss) Subtract line 8 from line 5	

Schedule M-2 Analysis of Partners' Capital Accounts (Not required if Question G9, page 1, is answered "Yes")

1 Balance at beginning of year		6 Distributions	
2 Capital contributed		a Cash	
a Cash		b Property	
b Property		7 Other decreases (itemize)	
3 Net income (loss) per books			
4 Other increases (itemize)		8 Add lines 6 and 7	
		9 Balance at end of year Subtract line 8 from line 5	
5 Add lines 1 through 4			

Schedule N Transactions Between Controlled Foreign Partnership and Partners or Other Related Entities

Important Complete a separate Form 8865 and Schedule N for each controlled foreign partnership. Enter the totals for each type of transaction that occurred between the foreign partnership and the persons listed in columns (a) through (d).

Transactions of foreign partnership	(a) U.S. person filing this return	(b) Any domestic corporation or partnership controlling or controlled by the U.S. person filing this return	(c) Any other foreign corporation or partnership controlling or controlled by the U.S. person filing this return	(d) Any U.S. person with a 10% or more direct interest in the controlled foreign partnership (other than the U.S. person filing this return)
1 Sales of inventory				
2 Sales of property rights (patents, trademarks, etc.)				
3 Compensation received for technical, managerial, engineering, construction, or like services				
4 Commissions received				
5 Rents, royalties, and license fees received				
6 Distributions received				
7 Interest received				
8 Other				
9 Add lines 1 through 8				
10 Purchases of inventory				
11 Purchases of tangible property other than inventory				
12 Purchases of property rights (patents, trademarks, etc.)				
13 Compensation paid for technical, managerial, engineering, construction, or like services				
14 Commissions paid				
15 Rents, royalties, and license fees paid				
16 Distributions paid				
17 Interest paid				
18 Other				
19 Add lines 10 through 18				
20 Amounts borrowed (enter the maximum loan balance during the year) - see instructions				
21 Amounts loaned (enter the maximum loan balance during the year) - see instructions				

SCHEDULE O
(Form 8865)

Department of the Treasury
Internal Revenue Service

Transfer of Property to a Foreign Partnership
(under section 6038B)

▶ Attach to Form 8865. See instructions for Form 8865.

OMB No 1545-1668

2002

Name of transferor

BOSTON VENTURES LP VI

File's identifying number

04-3514947

Name of foreign partnership

MEXICORED DE TELECOMUNICACIONES SRL DE CV

Part I Transfers Reportable Under Section 6038B

Type of property	(a) Date of transfer	(b) Number of items transferred	(c) Fair market value on date of transfer	(d) Cost or other basis	(e) Section 704(c) allocation method	(f) Gain recognized on transfer	(g) Percentage interest in partnership after transfer
Cash	<u>VARIOUS</u>		<u>212,499</u>				<u>6.75</u>
Marketable securities							
Inventory							
Tangible property used in trade or business							
Intangible property							
Other property							

Supplemental Information Required To Be Reported (see instructions).

Part II Dispositions Reportable Under Section 6038B

(a) Type of property	(b) Date of original transfer	(c) Date of disposition	(d) Manner of disposition	(e) Gain recognized by partnership	(f) Depreciation recapture recognized by partnership	(g) Gain allocated to partner	(h) Depreciation recapture allocated to partner

Part III Is any transfer reported on this schedule subject to gain recognition under section 904(f)(3) or section 904(f)(5)(F)?

▶ Yes No

For Paperwork Reduction Act Notice, see the Instructions for Form 8865

Schedule O (Form 8865) 2002

Return by a U.S. Transferor of Property to a Foreign Corporation

▶ Attach to your income tax return

Part I U.S. Transferor Information (see instructions)

Name of transferor
THE LYNDE AND HARRY BRADLEY FOUNDATION, INC.

Identifying number (see instructions)
39-6037928

- 1** If the transferor was a corporation, complete questions 1a, 1b, and 1c
- a** If the transfer was a section 361(a) or (b) transfer, was the transferor controlled (under section 368(c)) by 5 or fewer domestic corporations? Yes No
- b** Did the transferor remain in existence after the transfer? Yes No
- If not, list the controlling shareholder(s) and their identifying number(s)

Controlling shareholder	Identifying number

- c** If the transferor was a member of an affiliated group filing a consolidated return, was it the parent corporation? Yes No
- If not, list the name and employer identification number (EIN) of the parent corporation

Name of parent corporation	EIN of parent corporation

- 2** If the transferor was a partner in a partnership that was the actual transferor (but is not treated as such under section 367), list the name and EIN of the transferor's partnership

Name of partnership	EIN of partnership
GREENWICH STREET CAPITAL PARTNERS II, LP	13-4012047

Part II Transferee Foreign Corporation Information (see instructions)

3 Name of transferee (foreign corporation)
SEE ATTACHED SHEET

4 Identifying number, if any

5 Address (including country)

6 Country of incorporation or organization

7 Foreign law characterization (see instructions)

8 Is the transferee foreign corporation a controlled foreign corporation? Yes No

Part III Information Regarding Transfer of Property (see instructions)

9 Date of transfer VARIOUS	10 Type of nonrecognition transaction (see instructions) N/A
--------------------------------------	--

11 Description of property transferred
CASH IN THE AMOUNT OF \$1,982.00


12 Did this transfer result from a change in the classification of the transferee to that of a foreign corporation? Yes No

13 Was the transferor required to recognize income under Temporary Regulations sections 1.367(a)-4T through 1.367(a)-6T (e.g., for tainted property, depreciation recapture, branch loss recapture, etc.)? Yes No

14a Was intangible property (within the meaning of section 936(h)(3)(B)) transferred as a result of the transaction? Yes No

b If yes, describe the nature of the rights to the intangible property that was transferred in the transfer

Under penalties of perjury, I declare that I have examined this return including accompanying schedules and statements, and to the best of my knowledge and belief it is true, correct, and complete. Declaration of preparer (other than taxpayer) is based on all information of which preparer has any knowledge.

Sign Here	Signature 	Date 11.17.03	Title President
	Spouse's signature. If a joint return and both spouses transfer jointly owned property, both must sign.	Date	

Paid Preparer's Use Only	Preparer's signature	Date	Check if self-employed <input type="checkbox"/>	Preparer's social security no
	Firm's name (or yours if self-employed), and address		EIN	
			ZIP code	

GREENWICH STREET CAPITAL PARTNERS II, L P
ATTACHMENT TO SCHEDULE K-1

Partner Name THE LYNDE AND HARRY BRADLEY FOUNDATION
Partner ID # 39-6037928

FORM 926
RETURN BY A U S TRANSFEROR OF PROPERTY TO A FOREIGN CORPORATION

PURSUANT TO TREAS REG SEC 1 6038B-1, A U S TRANSFEROR WHO TRANSFERS
CASH OR PROPERTY TO A FOREIGN CORPORATION IS REQUIRED TO REPORT SUCH
TRANSFERS ON FORM 926 IF CERTAIN CONDITIONS ARE MET

CASH IN THE FOLLOWING AMOUNTS WAS TRANSFERRED TO THE FOREIGN CORPORATIONS
LISTED BELOW

ETEC VENTURES LIMITED	1 028
FORCES GROUP, LTD	954

PLEASE CONSULT YOUR TAX ADVISOR TO DETERMINE THE APPROPRIATE TAX FILINGS

Return by a U.S. Transferor of Property to a Foreign Corporation

▶ Attach to your income tax return

Part I U.S. Transferor Information (see instructions)

Name of transferor The Lynde and Harry Bradley Foundation, Inc.	Identifying number (see instructions) 39-6037928
---	--

- 1** If the transferor was a corporation, complete questions 1a, 1b, and 1c
- a** If the transfer was a section 361(a) or (b) transfer, was the transferor controlled (under section 368(c)) by 5 or fewer domestic corporations? Yes No
- b** Did the transferor remain in existence after the transfer? Yes No
- If not, list the controlling shareholder(s) and their identifying number(s)

Controlling shareholder	Identifying number

- c** If the transferor was a member of an affiliated group filing a consolidated return, was it the parent corporation? Yes No
- If not, list the name and employer identification number (EIN) of the parent corporation

Name of parent corporation	EIN of parent corporation

- 2** If the transferor was a partner in a partnership that was the actual transferor (but is not treated as such under section 367), list the name and EIN of the transferor's partnership

Name of partnership	EIN of partnership
Capital Z Financial Services Fund II, LP	74-2881083

Part II Transferee Foreign Corporation Information (see instructions)

3 Name of transferee (foreign corporation) Catlin Westgen Group Limited	4 Identifying number, if any N/A
--	---

5 Address (including country)
REID HOUSE 31CHURCH STREET HAMILTON BERMUDA

6 Country of incorporation or organization
BERMUDA


7 Foreign law characterization (see instructions)
CORPORATION

8 Is the transferee foreign corporation a controlled foreign corporation? Yes No

Part III Information Regarding Transfer of Property (see instructions)

<p>9 Date of transfer VARIOUS</p>	<p>10 Type of nonrecognition transaction (see instructions) N/A</p>
<p>11 Description of property transferred CASH \$408,165</p>	

- 12** Did this transfer result from a change in the classification of the transferee to that of a foreign corporation? Yes No
- 13** Was the transferor required to recognize income under Temporary Regulations sections 1.367(a)-4T through 1.367(a)-6T (e.g., for tainted property, depreciation recapture, branch loss recapture, etc.)? Yes No
- 14a** Was intangible property (within the meaning of section 936(h)(3)(B)) transferred as a result of the transaction? Yes No
- b** If yes, describe the nature of the rights to the intangible property that was transferred in the transfer

Sign Here	Under penalties of perjury I declare that I have examined this return including accompanying schedules and statements and to the best of my knowledge and belief it is true correct and complete Declaration of preparer (other than taxpayer) is based on all information of which preparer has any knowledge		
	<p>Signature: </p> <p>Spouse's signature If a joint return and both spouses transfer jointly owned property both must sign</p>	<p>Date: 11.17.03</p>	<p>Title: President</p>
Paid Preparer's Use Only	Preparer's signature	Date	Check if self-employed <input type="checkbox"/>
	Firm's name (or yours if self-employed), and address		Preparer's social security no
			EIN
			ZIP code

Return by a U.S. Transferor of Property to a Foreign Corporation

▶ Attach to your income tax return.

Part I U.S. Transferor Information (see instructions)

Name of transferor THE LYNDE AND HARRY BRADLEY FOUNDATION, INC.	Identifying number (see instructions) 39-6037928
---	--

- 1** If the transferor was a corporation, complete questions 1a, 1b, and 1c
- a** If the transfer was a section 361(a) or (b) transfer, was the transferor controlled (under section 368(c)) by 5 or fewer domestic corporations? Yes No
- b** Did the transferor remain in existence after the transfer? Yes No
- If not, list the controlling shareholder(s) and their identifying number(s)

Controlling shareholder	Identifying number

- c** If the transferor was a member of an affiliated group filing a consolidated return, was it the parent corporation? Yes No
- If not, list the name and employer identification number (EIN) of the parent corporation

Name of parent corporation	EIN of parent corporation

- 2** If the transferor was a partner in a partnership that was the actual transferor (but is not treated as such under section 367), list the name and EIN of the transferor's partnership

Name of partnership	EIN of partnership
CAPITAL Z FINANCIAL SERVICES FUND II, LP	74-2881083

Part II Transferee Foreign Corporation Information (see instructions)

3 Name of transferee (foreign corporation) PXRE GROUP LTD.	4 Identifying number, if any N/A
--	--

5 Address (including country)
99 FRONT STREET HAMILTON NM 12 BERMUDA

6 Country of incorporation or organization
BERMUDA


7 Foreign law characterization (see instructions)
CORPORATION

- 8 Is the transferee foreign corporation a controlled foreign corporation? Yes No

Part III Information Regarding Transfer of Property (see instructions)

<p>9 Date of transfer VARIOUS</p>	<p>10 Type of nonrecognition transaction (see instructions) N/A</p>
<p>11 Description of property transferred CASH \$306,070</p>	

- 12** Did this transfer result from a change in the classification of the transferee to that of a foreign corporation? Yes No
- 13** Was the transferor required to recognize income under Temporary Regulations sections 1.367(a)-4T through 1.367(a)-6T (e.g., for tainted property, depreciation recapture, branch loss recapture, etc.)? Yes No
- 14a** Was intangible property (within the meaning of section 936(h)(3)(B)) transferred as a result of the transaction? Yes No
- b** If yes, describe the nature of the rights to the intangible property that was transferred in the transfer

Sign Here	Under penalties of perjury I declare that I have examined this return including accompanying schedules and statements and to the best of my knowledge and belief it is true correct, and complete. Declaration of preparer (other than taxpayer) is based on all information of which preparer has any knowledge.			
	Signature  Spouse's signature If a joint return and both spouses transfer jointly owned property both must sign	Date 11.17.03	Title President	
Paid Preparer's Use Only	Preparer's signature	Date	Check if self-employed <input type="checkbox"/>	Preparer's social security no
	Firm's name (or yours if self-employed), and address		EIN	
			ZIP code	

Form **926**

(Rev. December 2002)

Department of the Treasury
Internal Revenue Service

Return by a U.S. Transferor of Property to a Foreign Corporation

▶ Attach to your income tax return.

OMB No 1545-0026

Attachment
Sequence No **128**

Part I U.S. Transferor Information (see instructions)

Name of transferor THE LYNDE AND HARRY BRADLEY FOUNDATION, INC.	Identifying number (see instructions) 39-6037928
---	--

- 1** If the transferor was a corporation, complete questions 1a, 1b, and 1c
- a** If the transfer was a section 361(a) or (b) transfer, was the transferor controlled (under section 368(c)) by 5 or fewer domestic corporations? Yes No
- b** Did the transferor remain in existence after the transfer? Yes No
- If not, list the controlling shareholder(s) and their identifying number(s)

Controlling shareholder	Identifying number

- c** If the transferor was a member of an affiliated group filing a consolidated return, was it the parent corporation? Yes No
- If not, list the name and employer identification number (EIN) of the parent corporation

Name of parent corporation	EIN of parent corporation

- 2** If the transferor was a partner in a partnership that was the actual transferor (but is not treated as such under section 367), list the name and EIN of the transferor's partnership

Name of partnership	EIN of partnership
GS PRIVATE EQUITY PARTNERS, L.P.	13-3944317

Part II Transferee Foreign Corporation Information (see instructions)

3 Name of transferee (foreign corporation) ASPEN INSURANCE HOLDINGS LIMITED F/K/A	4 Identifying number, if any NONE
5 Address (including country) WELLINGTON RE HOLDINGS LIMITED 2 VICTORIA HALL, 11 VICTORIA STREET HAMILTON HM 11 BERMUDA	
6 Country of incorporation or organization BERMUDA	
7 Foreign law characterization (see instructions) CORPORATION	
8 Is the transferee foreign corporation a controlled foreign corporation? <input type="checkbox"/> Yes <input checked="" type="checkbox"/> No	

Part III Information Regarding Transfer of Property (see instructions)

9 Date of transfer VARIOUS	10 Type of nonrecognition transaction (see instructions)
--------------------------------------	---

11 Description of property transferred
 CASH IN THE AMOUNT OF \$18,707.



12 Did this transfer result from a change in the classification of the transferee to that of a foreign corporation? Yes No

13 Was the transferor required to recognize income under Temporary Regulations sections 1.367(a)-4T through 1.367(a)-6T (e.g., for tainted property depreciation recapture branch loss recapture etc.)? Yes No

14a Was intangible property (within the meaning of section 936(h)(3)(B)) transferred as a result of the transaction? Yes No

b If yes, describe the nature of the rights to the intangible property that was transferred in the transfer

Sign Here Under penalties of perjury I declare that I have examined this return including accompanying schedules and statements and to the best of my knowledge and belief it is true correct and complete Declaration of preparer (other than taxpayer) is based on all information of which preparer has any knowledge

Signature 	Date 11.17.03	Title President
Spouse's signature If a joint return and both spouses transfer jointly owned property both must sign	Date	

Paid Preparer's Use Only	Preparer's signature	Date	Check if self-employed <input type="checkbox"/>	Preparer's social security no
	Firm's name (or yours if self employed) and address	EIN	ZIP code	

Return by a U.S. Transferor of Property to a Foreign Corporation

OMB No 1545-0026

Attachment
Sequence No **128**

▶ Attach to your income tax return

Part I U.S. Transferor Information (see instructions)

Name of transferor THE LYNDE AND HARRY BRADLEY FOUNDATION, INC.	Identifying number (see instructions) 39-6037928
---	--

- 1** If the transferor was a corporation, complete questions 1a, 1b, and 1c
- a** If the transfer was a section 361(a) or (b) transfer, was the transferor controlled (under section 368(c)) by 5 or fewer domestic corporations? Yes No
- b** Did the transferor remain in existence after the transfer? Yes No
- If not, list the controlling shareholder(s) and their identifying number(s)

Controlling shareholder	Identifying number

- c** If the transferor was a member of an affiliated group filing a consolidated return, was it the parent corporation? Yes No
- If not, list the name and employer identification number (EIN) of the parent corporation

Name of parent corporation	EIN of parent corporation

- 2** If the transferor was a partner in a partnership that was the actual transferor (but is not treated as such under section 367), list the name and EIN of the transferor's partnership

Name of partnership	EIN of partnership
GS PRIVATE EQUITY PARTNERS, LP	13-3944317

Part II Transferee Foreign Corporation Information (see instructions)

3 Name of transferee (foreign corporation) NYCO HOLDINGS APS C/O BECH-BRUUN DRAGSTED	4 Identifying number, if any NONE
---	--

5 Address (including country)
LANGELINLE ALLE 35, 2100 KOBENHAVN 0, DENMARK

6 Country of incorporation or organization
DENMARK

7 Foreign law characterization (see instructions)
CORPORATION

8 Is the transferee foreign corporation a controlled foreign corporation? Yes No

Part III Information Regarding Transfer of Property (see instructions)

9 Date of transfer VARIOUS	10 Type of nonrecognition transaction (see instructions)
--------------------------------------	---



11 Description of property transferred
 CASH IN THE AMOUNT OF \$11,919.

12 Did this transfer result from a change in the classification of the transferee to that of a foreign corporation? Yes No

13 Was the transferor required to recognize income under Temporary Regulations sections 1.367(a)-4T through 1.367(a)-6T (e.g. for tainted property, depreciation recapture, branch loss recapture, etc.)? Yes No

14a Was intangible property (within the meaning of section 936(h)(3)(B)) transferred as a result of the transaction? Yes No

b If yes, describe the nature of the rights to the intangible property that was transferred in the transfer

Sign Here	Under penalties of perjury I declare that I have examined this return including accompanying schedules and statements and to the best of my knowledge and belief it is true correct and complete Declaration of preparer (other than taxpayer) is based on all information of which preparer has any knowledge			
	Signature 	Date 11.17.03	Title President	
Paid Preparer's Use Only	Spouse's signature: If a joint return and both spouses transfer jointly owned property both must sign	Date		
	Preparer's signature	Date	Check if self employed <input type="checkbox"/>	Preparer's social security no
	Firm's name (or yours if self employed), and address	EIN	ZIP code	

Form **926**

(Rev. December 2002)

Department of the Treasury
Internal Revenue Service

Return by a U.S. Transferor of Property to a Foreign Corporation

OMB No 1545 0026

Attachment
Sequence No **128**

▶ Attach to your income tax return

Part I U.S. Transferor Information (see instructions)

Name of transferor

THE LYNDE AND HARRY BRADLEY FOUNDATION, INC.

Identifying number (see instructions)

39-6037928

1 If the transferor was a corporation, complete questions 1a, 1b, and 1c

a If the transfer was a section 361(a) or (b) transfer, was the transferor controlled (under section 368(c)) by 5 or fewer domestic corporations?

Yes No

b Did the transferor remain in existence after the transfer?

Yes No

If not, list the controlling shareholder(s) and their identifying number(s)

Controlling shareholder	Identifying number

c If the transferor was a member of an affiliated group filing a consolidated return was it the parent corporation?

Yes No

If not, list the name and employer identification number (EIN) of the parent corporation

Name of parent corporation	EIN of parent corporation

2 If the transferor was a partner in a partnership that was the actual transferor (but is not treated as such under section 367), list the name and EIN of the transferor's partnership

Name of partnership	EIN of partnership
GS PEP TECHNOLOGY FUND 2000, L.P.	98-0222954

Part II Transferee Foreign Corporation Information (see instructions)

3 Name of transferee (foreign corporation)

VALENTIA TELECOMMUNICATIONS, LTD.

4 Identifying number, if any

NONE

5 Address (including country)

25-28 NORTH WALL QUAY DUBLIN 1, IRELAND

6 Country of incorporation or organization

IRELAND

7 Foreign law characterization (see instructions)

CORPORATION

8 Is the transferee foreign corporation a controlled foreign corporation?

Yes No

Part III Information Regarding Transfer of Property (see instructions)

9 Date of transfer VARIOUS	10 Type of nonrecognition transaction (see instructions)
-------------------------------	--

11 Description of property transferred
CASH IN THE AMOUNT OF \$2,170.


12 Did this transfer result from a change in the classification of the transferee to that of a foreign corporation? Yes No

13 Was the transferor required to recognize income under Temporary Regulations sections 1.367(a)-4T through 1.367(a)-6T (e.g., for tainted property, depreciation recapture, branch loss recapture, etc.)? Yes No

14a Was intangible property (within the meaning of section 936(h)(3)(B)) transferred as a result of the transaction? Yes No

b If yes, describe the nature of the rights to the intangible property that was transferred in the transfer

Under penalties of perjury I declare that I have examined this return including accompanying schedules and statements and to the best of my knowledge and belief it is true correct and complete Declaration of preparer (other than taxpayer) is based on all information of which preparer has any knowledge

Sign Here	Signature 	Date 11.17.03	Title President
	Spouse's signature If a joint return and both spouses transfer jointly owned property, both must sign	Date	

Paid Preparer's Use Only	Preparer's signature	Date	Check if self-employed <input type="checkbox"/>	Preparer's social security no
	Firm's name (or yours if self employed) and address	EIN		
		ZIP code		

Form 990-PF, Page 1, Part I, Line 11

Line 11 Stmt

Other income	Rev/Exp Book	Net Inv Inc	Adj Net Inc
GAIN RELATED TO STOCK USED TO FUN	1,743,395		
UBI K-1 FLOW THRU	-147,443		
Total	1,595,952		

Form 990-PF, Page 1, Part I, Line 18

Line 18 Stmt

Taxes (see instructions)	Rev/Exp Book	Net Inv Inc	Adj Net Inc	Charity Disb
EXCISE TAXES PAID	105,591			
INCOME TAXES PAID	-294,249			
Total	-188,658			

Form 990-PF, Page 1, Part I, Line 23

Line 23 Stmt

Other expenses	Rev/Exp Book	Net Inv Inc	Adj Net Inc	Charity Disb
DIRECTORS LIABILITY EXPENSE	14,694	2,939		11,755
FOUNDATION AUTO EXPENSE	3,433	687		2,747
OFFICE SUPPLIES POSTAGE & MISC	38,617	7,723		30,893
TELEPHONE	38,516	7,703		30,813
ORGANIZATION DUES & FEES	28,045	1,725		26,320
GRANT CHECKING SERVICE FEE	4,038			4,038
COMPUTER & OFFICE EQUIPMENT	195,510	39,102		156,408
PAYROLL SERVICE CHARGE	2,539	508		2,031
Total	325,392	60,387		265,005

Form 990-PF, Page 1, Part I, Line 16a

L-16a Stmt

Line 16a - Legal Fees: Name of Provider	Type of Service Provided	Amount Paid
FOLEY & LARDNER	GENERAL LEGAL COUNSEL SERVICES	97,560
VONBRIESEN, PURTELL & ROPER	VARIOUS CORPORATE MATTERS	315
QUARLES & BRADEY, S C	VARIOUS CORPORATE MATTERS	19,655
Total		117,530

Form 990-PF, Page 1, Part I, Line 16b

L-16b Stmt

Line 16b - Accounting Fees: Name of Provider	Type of Service Provided	Amount Paid
KPMG LLP	AUDIT	24,000
KPMG LLP	TAX AND ACCOUNTING SERVICES	3,950
Total		27,950

Form 990-PF, Page 1, Part I, Line 16c
L-16c Stmt

Line 16c - Other Professional Fees: Name of Provider	Type of Service Provided	Amount Paid
INVESTMENT MANAGEMENT FEES	MONEY MANAGEMENT	3,218,053
TRUSTEE CUSTODIAN FEES	CUSTODY	246,442
GENERAL CONSULTING FEES	CONSULTING	44,195
Total		<u>3,508,690</u>

Form 990 PF, Page 2, Part II, Line 10a
L-10a Stmt

Line 10a - Investments - US and State Government Obligations.	End of Year	
	Book Value	Fair Market Value
US GOVERNMENT OBLIGATIONS	7,147,100	7,777,275
GOVERNMENT AGENCIES	602,999	644,793
Total	<u>7,750,099</u>	<u>8,422,068</u>

page 210
page 204

Form 990-PF, Page 2, Part II, Line 10b
L-10b Stmt

Line 10b - Investments - Corporate Stock:	End of Year	
	Book Value	Fair Market Value
COMMON & PREFERRED STOCKS	312,716,038	334,952,679
EQUITY MUTUAL FUNDS	52,993,714	36,239,096
Total	<u>365,709,752</u>	<u>371,191,775</u>

page 148

Form 990 PF, Page 2, Part II, Line 10c
L-10c Stmt

Line 10c - Investments - Corporate Bonds:	End of Year	
	Book Value	Fair Market Value
CORPORATE BONDS	4,632,803	4,496,032
NON GOV'T BACKED - C M O S	943,508	948,016
FIXED INCOME MUTUAL FUNDS	20,200,257	21,222,905
OTHER ASSET BACKED SECURITIES	3,282,468	3,238,951
Total	<u>29,059,036</u>	<u>29,905,904</u>

page 208
page 212
page 204
page 211

Form 990-PF, Page 2, Part II, Line 13

L-13 Stmt

Line 13 - Investments - Other:	End of Year	
	Book Value	Fair Market Value
LIMITED PARTNERSHIPS	69,412,457	51,323,351
DIVIDEND GROWTH FUND	29,289	29,289
LEGACY BANCORP	250,000	250,000
VANGUARD FUND	10,903	10,903
Total	<u>69,702,649</u>	<u>51,613,543</u>

page 149

The Lynde and Harry Bradley Foundation, Inc. Grants Paid Calendar Year 2002

Note: Grants paid represent payments for religious, educational, or similar charitable purposes
Except as noted with the following legend, the organizations are public charities as described
in sections 509(a)(1) (2) (3)

Form 990-PF
Part I, Line 25
and
Part XV, Item 3

X Private foundations requiring expenditure accounting responsibility

XX Other grants requiring expenditure accounting responsibility

RECIPIENT AND PURPOSE	DATE	AMOUNT
1776 American Dream Appleton, WI 54914-1577 <i>To support general operations</i>	12/6/2002	\$50,000 00
Ace Boxing Club Milwaukee, WI 53214 <i>To support general operations</i>	11/15/2002	\$3,000 00
Acton Institute for the Study of Religion and Liberty Grand Rapids, MI 49503 <i>To support general operations</i>	4/10/2002	\$31,250 00
Acton Institute for the Study of Religion and Liberty Grand Rapids, MI 49503 <i>To support general operations</i>	6/10/2002	\$31,250 00
Acton Institute for the Study of Religion and Liberty Grand Rapids, MI 49503 <i>To support general operations</i>	8/9/2002	\$31,250 00
Acton Institute for the Study of Religion and Liberty Grand Rapids, MI 49503 <i>To support general operations</i>	10/10/2002	\$31,250 00
Acton Institute for the Study of Religion and Liberty Grand Rapids, MI 49503 <i>To support general operations</i>	12/13/2002	\$1,000 00
ACTS Community Development Corporation Milwaukee, WI 53205 <i>To support general operations</i>	10/10/2002	\$90,000 00
African American Children's Theatre, Ltd. Milwaukee, WI 53233-2330 <i>To support general operations</i>	8/9/2002	\$15,000 00
After Breast Cancer Diagnosis Milwaukee, WI 53202 <i>To support general operations</i>	11/15/2002	\$5,000 00
Aid to the Church in Russia Leesburg, VA 20175 <i>To support general program activities of the Moscow office</i>	9/20/2002	\$35,000 00

The Lynde and Harry Bradley Foundation, Inc.

Grants Paid Calendar Year 2002

Note: Grants paid represent payments for religious, educational, or similar charitable purposes. Except as noted with the following legend, the organizations are public charities as described in sections 509(a)(1), (2), (3).

- X Private foundations requiring expenditure accounting responsibility
- XX Other grants requiring expenditure accounting responsibility

Form 990-PF
Part I, Line 25
and
Part XV, Item 3

RECIPIENT AND PURPOSE	DATE	AMOUNT
Al Moreland Productions, Ltd Milwaukee, WI 53212 <i>To support general operations</i>	7/10/2002	\$7,500 00
Alexis de Tocqueville Institution Washington, DC 20003 <i>To support education-reform research and activities</i>	4/10/2002	\$50,000 00
Alexis de Tocqueville Institution Washington, DC 20003 <i>To support education-reform research and activities</i>	6/10/2002	\$50,000 00
Alexis de Tocqueville Institution Washington, DC 20003 <i>To support education-reform research and activities</i>	8/9/2002	\$50,000 00
Alexis de Tocqueville Institution Washington, DC 20003 <i>To support education-reform research and activities</i>	10/10/2002	\$50,000 00
Amazing Family Social Services Milwaukee, WI 53210 <i>To support general operations</i>	4/10/2002	\$25,000 00
American Academy for Liberal Education Washington, DC 20036 <i>To support general operations</i>	4/10/2002	\$25,000 00
American Cinema Foundation Los Angeles, CA 90035-2715 <i>To support general operations</i>	9/20/2002	\$50,000 00
American Cinema Foundation Los Angeles, CA 90035-2715 <i>To support general operations</i>	11/15/2002	\$50,000 00
American Civil Rights Institute Sacramento, CA 95818 <i>To support general operations</i>	12/16/2002	\$100,000 00
American Civil Rights Union Alexandria, VA 22314 <i>To support general operations</i>	4/10/2002	\$25,000 00

The Lynde and Harry Bradley Foundation, Inc.
Grants Paid Calendar Year 2002

Note: Grants paid represent payments for religious, educational, or similar charitable purposes. Except as noted with the following legend, the organizations are public charities as described in sections 509(a)(1), (2), (3).

Form 990-PF
 Part I, Line 25
 and
 Part XV, Item 3

X Private foundations requiring expenditure accounting responsibility

XX Other grants requiring expenditure accounting responsibility

RECIPIENT AND PURPOSE	DATE	AMOUNT
American Committees on Foreign Relations Washington, DC 20006 <i>To support general operations</i>	5/10/2002	\$40,000 00
The American Conservative Union Foundation Alexandria, VA 22314 <i>To support the 2003 Conference</i>	12/16/2002	\$25,000 00
American Council of Trustees and Alumni Washington, DC 20036-4525 <i>To support general operations</i>	2/11/2002	\$50,000 00
American Council of Trustees and Alumni Washington, DC 20036-4525 <i>To support general operations</i>	8/9/2002	\$50,000 00
American Education Reform Council Milwaukee, WI 53202 <i>To support general operations</i>	4/10/2002	\$50,000 00
American Education Reform Council Milwaukee, WI 53202 <i>To support general operations</i>	5/10/2002	\$50,000 00
American Education Reform Council Milwaukee, WI 53202 <i>To support general operations</i>	6/10/2002	\$50,000 00
American Education Reform Council Milwaukee, WI 53202 <i>To support general operations</i>	7/10/2002	\$50,000 00
American Education Reform Council Milwaukee, WI 53202 <i>To support general operations</i>	8/9/2002	\$50,000 00
American Enterprise Institute for Public Policy Research Washington, DC 20036 <i>To support survey analysis, the Charles Murray Fellowship, the Bradley Lecture Series, the Foreign and Defense Policy Studies program, and the New Atlantic Initiative</i>	1/24/2002	\$207,800 00

The Lynde and Harry Bradley Foundation, Inc. Grants Paid Calendar Year 2002

Note Grants paid represent payments for religious, educational, or similar charitable purposes. Except as noted with the following legend, the organizations are public charities as described in sections 509(a)(1),(2) (3)

Form 990-PF
Part I, Line 25
and
Part XV, Item 3

- X Private foundations requiring expenditure accounting responsibility
XX Other grants requiring expenditure accounting responsibility

RECIPIENT AND PURPOSE	DATE	AMOUNT
American Enterprise Institute for Public Policy Research Washington, DC 20036 <i>To support survey analysis, the Charles Murray Fellowship, the Bradley Lecture Series, the Foreign and Defense Policy Studies program, and the New Atlantic Initiative</i>	9/17/2002	\$150,000 00
American Enterprise Institute for Public Policy Research Washington, DC 20036 <i>To support survey analysis, the Charles Murray Fellowship, the Bradley Lecture Series, the Foreign and Defense Policy Studies program, and the New Atlantic Initiative</i>	10/30/2002	\$150,000 00
American Enterprise Institute for Public Policy Research Washington, DC 20036 <i>To support survey analysis, the Charles Murray Fellowship, the Bradley Lecture Series, the Foreign and Defense Policy Studies program, and the New Atlantic Initiative</i>	11/15/2002	\$150,000 00
American Enterprise Institute for Public Policy Research Washington, DC 20036 <i>To support survey analysis, the Charles Murray Fellowship, the Bradley Lecture Series, the Foreign and Defense Policy Studies program, and the New Atlantic Initiative</i>	12/16/2002	\$150,000 00
American Foreign Policy Council Washington, DC 20036 <i>To support general operations and a Bradley Scholar</i>	1/10/2002	\$20,000 00
American Foreign Policy Council Washington, DC 20036 <i>To support general operations and a Bradley Scholar</i>	4/10/2002	\$20,000 00
American Foreign Policy Council Washington, DC 20036 <i>To support general operations</i>	4/10/2002	\$1,000 00
American Foreign Policy Council Washington, DC 20036 <i>To support general operations</i>	9/10/2002	\$25,000 00
American Foreign Policy Council Washington, DC 20036 <i>To support general operations</i>	12/6/2002	\$25,000 00

The Lynde and Harry Bradley Foundation, Inc. Grants Paid Calendar Year 2002

Note: Grants paid represent payments for religious, educational or similar charitable purposes. Except as noted with the following legend, the organizations are public charities as described in sections 509(a)(1), (2), (3).

Form 990-PF
Part I, Line 25
and
Part XV, Item 3

X Private foundations requiring expenditure accounting responsibility

XX Other grants requiring expenditure accounting responsibility

RECIPIENT AND PURPOSE	DATE	AMOUNT
American Jewish Committee New York, NY 10022 <i>To support Commentary magazine</i>	8/9/2002	\$37,500 00
American Jewish Committee New York, NY 10022 <i>To support Commentary magazine</i>	11/15/2002	\$37,500 00
The American Studies Center Washington, DC 20005-1503 <i>To support Radio America's "Book Talk" program</i>	7/10/2002	\$20,000 00
America's Second Harvest of Wisconsin, Inc. Milwaukee, WI 53205 <i>To support the Emergency Food Fund</i>	12/16/2002	\$10,000 00
Amigos de Educacion de Alamos Santa Monica, CA 90404 <i>To support student fellowships</i>	1/30/2002	\$500 00
Army Emergency Relief Alexandria, VA 22332 <i>To support general program activities</i>	12/20/2002	\$5,000 00
Artist Series at the Pabst, Inc. Milwaukee, WI 53202-4278 <i>To support general operations</i>	6/10/2002	\$5,000 00
Association of Graduates of the United States Military Academy West Point, NY 10996-1611 <i>To support the Distinguished Professor of International Security Affairs</i>	8/9/2002	\$38,750 00
Association of Graduates of the United States Military Academy West Point, NY 10996-1611 <i>To support the Distinguished Professor of International Security Affairs</i>	11/15/2002	\$38,750 00
Association of Literary Scholars and Critics Boston, MA 02215 <i>To support general operations</i>	10/10/2002	\$25,000 00
Badger Association of the Blind Milwaukee, WI 53213 <i>To support community outreach and education</i>	2/20/2002	\$2,000 00

The Lynde and Harry Bradley Foundation, Inc. Grants Paid Calendar Year 2002

Note: Grants paid represent payments for religious, educational or similar charitable purposes
Except as noted with the following legend, the organizations are public charities as described
in sections 509(a)(1) (2) (3)

- X Private foundations requiring expenditure accounting responsibility
- XX Other grants requiring expenditure accounting responsibility

Form 990-PF
Part I, Line 25
and
Part XV, Item 3

RECIPIENT AND PURPOSE	DATE	AMOUNT
The Becket Fund, Inc. Washington, DC 20036 <i>To support general operations</i>	7/10/2002	\$75,000 00
Beckum-Stapleton Little League, Inc Milwaukee, WI 53209 <i>To support general operations</i>	6/10/2002	\$1,000 00
Bel Canto Chorus of Milwaukee, Inc Milwaukee, WI 53207 <i>To support general operations for the 2002 season</i>	4/10/2002	\$25,000 00
Best Friends Foundation Washington, DC 20008 <i>To support the Best Men program</i>	4/10/2002	\$50,000 00
Betty Brinn Children's Museum Milwaukee, WI 53202 <i>To support general operations</i>	12/16/2002	\$10,000 00
Big Brothers and Big Sisters of Metropolitan Milwaukee, Inc. Milwaukee, WI 53214 <i>To support general operations</i>	6/10/2002	\$1,000 00
XX Blagovest Media St. Petersburg <i>To support the purchase of equipment and the documentary "Orthodox Rome-Invitation to Pilgrimage"</i>	11/15/2002	\$12,000 00
Board of Regents of the University of Wisconsin System Madison, WI 53706-1483 <i>To support the Bradley Graduate and Post Graduate Fellowship Program</i>	7/26/2002	\$15,000 00
Board of Regents of the University of Wisconsin System Madison, WI 53706 <i>To support the "Documentary History of the Ratification of the Constitution and Bill of Rights, 1787-1791"</i>	12/20/2002	\$25,000 00
Boston College Chestnut Hill, MA 02467 <i>To support the Institute of Medieval Philosophy and Theology</i>	1/10/2002	\$35,000 00
Boston College Chestnut Hill, MA 02167 <i>To support the Institute for the Study of Politics and Religion</i>	1/10/2002	\$50,000 00

The Lynde and Harry Bradley Foundation, Inc. Grants Paid Calendar Year 2002

Note Grants paid represent payments for religious, educational or similar charitable purposes
Except as noted with the following legend, the organizations are public charities as described
in sections 509(a)(1) (2) (3)

Form 990-PF
Part I, Line 25
and
Part XV, Item 3

X Private foundations requiring expenditure accounting responsibility

XX Other grants requiring expenditure accounting responsibility

RECIPIENT AND PURPOSE	DATE	AMOUNT
Boston College Chestnut Hill, MA 02467 <i>To support the Bradley Graduate and Post Graduate Fellowship Program</i>	7/10/2002	\$15,000 00
Boston College Chestnut Hill, MA 02467 <i>To support the Bradley Graduate and Post Graduate Fellowship Program</i>	7/10/2002	\$15,000 00
Boston College Chestnut Hill, MA 02167 <i>To support the Institute for the Study of Politics and Religion</i>	9/10/2002	\$50,000 00
Boston College Chestnut Hill, MA 02467 <i>To support the Institute of Medieval Philosophy and Theology</i>	9/10/2002	\$35,000 00
Boston College Chestnut Hill, MA 02467 <i>To support the Bradley Graduate and Post Graduate Fellowship Program</i>	12/6/2002	\$15,000 00
Boston University Boston, MA 02215 <i>To support the Institute on Race and Social Division</i>	3/6/2002	\$25,000 00
Trustees of Boston University Boston, MA 02215 <i>To support the Institute on Race and Social Division</i>	1/10/2002	\$25,000 00
Trustees of Boston University Brookline, MA 02446 <i>To support the Institute for the Study of Economic Culture</i>	2/11/2002	\$50,000 00
Trustees of Boston University Boston, MA 02215 <i>To support the Bradley Graduate and Post Graduate Fellowship Program</i>	7/10/2002	\$15,000 00
Trustees of Boston University Brookline, MA 02446 <i>To support the Institute for the Study of Economic Culture</i>	8/9/2002	\$50,000 00
Bowling Green State University Bowling Green, OH 43403 <i>To support the Bradley Graduate and Post Graduate Fellowship Program</i>	7/10/2002	\$15,000 00

The Lynde and Harry Bradley Foundation, Inc. Grants Paid Calendar Year 2002

Note: Grants paid represent payments for religious, educational, or similar charitable purposes. Except as noted with the following legend, the organizations are public charities as described in sections 509(a)(1), (2), (3).

X Private foundations requiring expenditure accounting responsibility

XX Other grants requiring expenditure accounting responsibility

Form 990-PF
Part I, Line 25
and
Part XV, Item 3

RECIPIENT AND PURPOSE	DATE	AMOUNT
Boys and Girls Clubs of Greater Milwaukee, Inc Milwaukee, WI 53212 <i>To support the Harry E. Soref Scholarship Fund</i>	9/10/2002	\$5,000 00
Boys and Girls Clubs of Greater Milwaukee, Inc. Milwaukee, WI 53212 <i>To support general operations</i>	9/10/2002	\$25,000 00
Boys and Girls Clubs of Greater Milwaukee, Inc. Milwaukee, WI 53212 <i>To support general operations</i>	11/15/2002	\$25,000 00
Brewers Charities Milwaukee, WI 53214 <i>To support the 2002 Student Achiever Program</i>	4/10/2002	\$185,000 00
Bridging the Gap Learning Center, Inc Milwaukee, WI 53233 <i>To support general operations</i>	9/20/2002	\$20,000 00
Burleigh Street Community Development Corporation, Inc. Milwaukee, WI 53210 <i>To support general operations</i>	12/16/2002	\$40,000 00
Burleigh Street Community Development Corporation, Inc. Milwaukee, WI 53210 <i>To support phase II of the capital campaign</i>	12/16/2002	\$50,000 00
Cap Corps Midwest Mt. Calvary, WI 53057 <i>To support general operations</i>	7/26/2002	\$5,000 00
Capital Research Center Washington, DC 20036-1401 <i>To support general operations</i>	1/10/2002	\$31,250 00
Capital Research Center Washington, DC 20036-1401 <i>To support general operations</i>	4/10/2002	\$31,250 00
Capital Research Center Washington, DC 20036-1401 <i>To support general operations</i>	7/10/2002	\$32,500 00

The Lynde and Harry Bradley Foundation, Inc. Grants Paid Calendar Year 2002

Note: Grants paid represent payments for religious, educational, or similar charitable purposes. Except as noted with the following legend, the organizations are public charities as described in sections 509(a)(1), (2), (3).

X Private foundations requiring expenditure accounting responsibility

XX Other grants requiring expenditure accounting responsibility

Form 990-PF
Part I, Line 25
and
Part XV, Item 3

RECIPIENT AND PURPOSE	DATE	AMOUNT
Capital Research Center Washington, DC 20036-1401 <i>To support general operations</i>	12/13/2002	\$10,000 00
Captain Frederick Pabst Mansion, Inc. Milwaukee, WI 53233 <i>To support general operations</i>	9/10/2002	\$10,000 00
Captain Frederick Pabst Mansion, Inc. Milwaukee, WI 53233 <i>To support the capital campaign</i>	12/16/2002	\$50,000 00
Cardinal Newman Society for the Preservation of Catholic Higher Education Falls Church, VA 22046 <i>To support general operations</i>	12/13/2002	\$5,000 00
Cardinal Stritch University Milwaukee, WI 53217-3985 <i>To support the capital campaign</i>	12/16/2002	\$125,000 00
Carnegie Mellon University Pittsburgh, PA 15213-3890 <i>To support the Gailliot Center for Public Policy</i>	1/30/2002	\$25,000 00
Carnegie Mellon University Pittsburgh, PA 15213-3890 <i>To support the Gailliot Center for Public Policy</i>	7/10/2002	\$25,000 00
Catholic University of America Washington, DC 20064 <i>To support the Bradley Graduate and Post Graduate Fellowship Program</i>	7/10/2002	\$15,000 00
Catholic University of America Washington, DC 20064 <i>To support the Bradley Graduate and Post Graduate Fellowship Program</i>	7/10/2002	\$15,000 00
Cato Institute Washington, DC 20001-5403 <i>To support general operations</i>	12/13/2002	\$100,000 00
Center for Blind and Visually Impaired Children, Inc. Milwaukee, WI 53223-2346 <i>To support general operations</i>	12/16/2002	\$10,000 00

The Lynde and Harry Bradley Foundation, Inc.

Grants Paid Calendar Year 2002

Note Grants paid represent payments for religious educational or similar charitable purposes
 Except as noted with the following legend the organizations are public charities as described
 in sections 509(a)(1) (2) (3)

X Private foundations requiring expenditure accounting responsibility

XX Other grants requiring expenditure accounting responsibility

Form 990-PF
 Part I, Line 25
 and
 Part XV, Item 3

RECIPIENT AND PURPOSE	DATE	AMOUNT
Center for Deaf-Blind Persons, Inc Milwaukee, WI 53207 <i>To support purchase of computer</i>	11/15/2002	\$3,000 00
Center for Education Reform Washington, DC 20036 <i>To support general operations</i>	9/10/2002	\$25,000 00
Center for Education Reform Washington, DC 20036 <i>To support general operations</i>	11/15/2002	\$25,000 00
The Center for Individual Rights Washington, DC 20036 <i>To support general operations</i>	6/10/2002	\$50,000 00
The Center for Individual Rights Washington, DC 20036 <i>To support general operations</i>	12/16/2002	\$50,000 00
Center for Public Justice Washington, DC 20002-0368 <i>To support general operations</i>	4/10/2002	\$20,000 00
Center for Security Policy Washington, DC 20036 <i>To support general operations</i>	8/9/2002	\$50,000 00
Center for Security Policy Washington, DC 20036 <i>To support general operations</i>	10/10/2002	\$50,000 00
Center for Strategic and Budgetary Assessments Washington, DC 20036 <i>To support the "Guiding Military Transformation From Concept to Reality" program</i>	2/11/2002	\$37,500 00
Center for Strategic and Budgetary Assessments Washington, DC 20036 <i>To support the "Guiding Military Transformation From Concept to Reality" program</i>	6/10/2002	\$37,500 00
Center for Teaching Entrepreneurship Milwaukee, WI 53212 <i>To support general operations</i>	8/9/2002	\$35,000 00

The Lynde and Harry Bradley Foundation, Inc. Grants Paid Calendar Year 2002

Note Grants paid represent payments for religious, educational, or similar charitable purposes
Except as noted with the following legend, the organizations are public charities as described
in sections 509(a)(1),(2) (3)

X Private foundations requiring expenditure accounting responsibility

XX Other grants requiring expenditure accounting responsibility

Form 990-PF
Part I, Line 25
and
Part XV, Item 3

RECIPIENT AND PURPOSE	DATE	AMOUNT
Center for the Study of Popular Culture Los Angeles, CA 90010 <i>To support general operations</i>	1/10/2002	\$118,750 00
Center for the Study of Popular Culture Los Angeles, CA 90010 <i>To support general operations</i>	4/16/2002	\$118,750 00
Center for the Study of Popular Culture Los Angeles, CA 90010 <i>To support general operations</i>	7/15/2002	\$118,750 00
Center for the Study of Popular Culture Los Angeles, CA 90010 <i>To support general operations</i>	9/17/2002	\$118,750 00
Center for the Study of Popular Culture Los Angeles, CA 90010 <i>To support general operations</i>	12/13/2002	\$20,000 00
XX The Centre for Independent Studies St Leonards, NSW 2065 <i>To support general operations</i>	8/29/2002	\$30,000 00
Children First America Austin, TX 78755 <i>To support various projects</i>	7/10/2002	\$75,000 00
Children First America Austin, TX 78755 <i>To support general operations</i>	12/13/2002	\$5,000 00
Christ the King Development Corporation Milwaukee, WI 53223 <i>To support expansion of the school's program</i>	4/10/2002	\$25,000 00
Christian Family Gathering Milwaukee, WI 53204 <i>To support general operations</i>	12/16/2002	\$15,000 00
Clare Boothe Luce Policy Institute Herndon, VA 22070 <i>To support general operations</i>	12/13/2002	\$10,000 00

The Lynde and Harry Bradley Foundation, Inc. Grants Paid Calendar Year 2002

Note: Grants paid represent payments for religious, educational, or similar charitable purposes. Except as noted with the following legend, the organizations are public charities as described in sections 509(a)(1), (2), (3).

- X Private foundations requiring expenditure accounting responsibility
- XX Other grants requiring expenditure accounting responsibility

Form 990-PF
Part I, Line 25
and
Part XV, Item 3

RECIPIENT AND PURPOSE	DATE	AMOUNT
Claremont Graduate University Claremont, CA 91711-6163 <i>To support the Fellowship Program in American Government</i>	9/10/2002	\$37,500 00
Claremont Institute for the Study of Statesmanship and Political Philosophy Claremont, CA 91711 <i>To support general operations</i>	2/11/2002	\$55,000 00
Claremont Institute for the Study of Statesmanship and Political Philosophy Claremont, CA 91711 <i>To support general operations</i>	5/10/2002	\$55,000 00
Claremont Institute for the Study of Statesmanship and Political Philosophy Claremont, CA 91711 <i>To support general operations</i>	7/10/2002	\$55,000 00
Claremont Institute for the Study of Statesmanship and Political Philosophy Claremont, CA 91711 <i>To support general operations and a research and writing project on private foundations</i>	12/16/2002	\$50,000 00
Claremont McKenna College Claremont, CA 91711-6400 <i>To support the Bradley Graduate and Post Graduate Fellowship Program</i>	8/20/2002	\$15,000 00
COA Youth and Family Centers Milwaukee, WI 53212 <i>To support the camping program</i>	7/10/2002	\$20,000 00
Collegiate Network, Inc. Wilmington, DE 19807-0431 <i>To support general operations</i>	4/10/2002	\$57,500 00
Collegiate Network, Inc. Wilmington, DE 19807-0431 <i>To support general operations</i>	8/9/2002	\$57,500 00
Columbia University New York, NY 10027 <i>To support the Bradley Graduate and Post Graduate Fellowship Program</i>	7/10/2002	\$15,000 00

The Lynde and Harry Bradley Foundation, Inc. Grants Paid Calendar Year 2002

Note: Grants paid represent payments for religious, educational or similar charitable purposes. Except as noted with the following legend, the organizations are public charities as described in sections 509(a)(1) (2) (3)

λ Private foundations requiring expenditure accounting responsibility

λ X Other grants requiring expenditure accounting responsibility

Form 990-PF
Part I, Line 25
and
Part XV, Item 3

RECIPIENT AND PURPOSE	DATE	AMOUNT
Columbia University New York, NY 10027 <i>To support the Bradley Graduate and Post Graduate Fellowship Program</i>	9/10/2002	\$15,000 00
Columbia University New York, NY 10027 <i>To support the Bradley Graduate and Post Graduate Fellowship Program</i>	11/15/2002	\$15,000 00
XX Committee for Cultural Collaboration Rome, 00193 <i>To support the meeting fund and the scholarship program for Bulgarian Orthodox students</i>	8/9/2002	\$30,000 00
Competitive Enterprise Institute Washington, DC 20036 <i>To support the Death by Regulation Project</i>	4/10/2002	\$25,000 00
Competitive Enterprise Institute Washington, DC 20036 <i>To support general operations</i>	12/13/2002	\$25,000 00
CorpCare Distributions, Inc. Milwaukee, WI 53214 <i>To support general operations</i>	7/10/2002	\$25,000 00
XX Council for Inter-Religious Dialogue Rome, 00193 <i>To support the meeting fund and the Bulgarian Orthodox scholarship fund</i>	8/9/2002	\$20,000 00
Council for the Spanish Speaking, Inc Milwaukee, WI 53212-3060 <i>To support the Guadalupe Center Summer Youth Program</i>	7/10/2002	\$7,500 00
Council for Wisconsin Writers, Inc. Madison, WI 53705 <i>To support the Major Achievement Award</i>	2/20/2002	\$1,500 00
Creative SHARP Presentations, Inc. Mequon, WI 53092-5559 <i>To support general operations</i>	9/10/2002	\$5,000 00
Daystar, Inc. Milwaukee, WI 53201-2130 <i>To support general operations</i>	2/20/2002	\$3,000 00

The Lynde and Harry Bradley Foundation, Inc.

Grants Paid Calendar Year 2002

Note: Grants paid represent payments for religious, educational or similar charitable purposes
 Except as noted with the following legend, the organizations are public charities as described
 in sections 509(a)(1) (2) (3)

Form 990-PF
 Part I, Line 25
 and
 Part XV, Item 3

X Private foundations requiring expenditure accounting responsibility

XX Other grants requiring expenditure accounting responsibility

RECIPIENT AND PURPOSE	DATE	AMOUNT
Discovery World: The James Lovell Museum of Science, Economics and Technology Milwaukee, WI 53233 <i>To support general operations</i>	9/10/2002	\$100,000 00
Divine Redeemer Lutheran Church and School Hartland, WI 53029 <i>To support HOMIES urban outreach ministry</i>	3/6/2002	\$40,000 00
Divine Savior Holy Angels High School Milwaukee, WI 53222 <i>To support costs related to participation in the Milwaukee Parental Choice program</i>	8/9/2002	\$10,000 00
Donors Forum of Wisconsin, Inc. Milwaukee, WI 53202 <i>To support the Wisconsin Giving Initiative</i>	9/10/2002	\$30,000 00
Donors Trust Alexandria, VA 22314 <i>To support general operations</i>	12/13/2002	\$5,000 00
The Dr. Howard L. Fuller Education Foundation, Inc. Milwaukee, WI 53208 <i>To support general operations of the Third District Community Justice Center</i>	9/10/2002	\$25,000 00
Eagle Forum Education & Legal Defense Fund Alton, IL 62002 <i>To support general operations</i>	12/13/2002	\$1,000 00
Educational Initiative for Central and Eastern Europe Leesburg, VA 20175 <i>To support an educational program</i>	9/26/2002	\$25,000 00
X Encounter for Culture and Education, Inc Milwaukee, WI 53202 <i>To support an educational book project</i>	1/21/2002	\$125,000 00
X Encounter for Culture and Education, Inc. Milwaukee, WI 53202 <i>To support an educational book project</i>	2/11/2002	\$125,000 00

The Lynde and Harry Bradley Foundation, Inc. Grants Paid Calendar Year 2002

Note Grants paid represent payments for religious, educational, or similar charitable purposes
Except as noted with the following legend, the organizations are public charities as described
in sections 509(a)(1) (2) (3)

Form 990-PF
Part I, Line 25
and
Part XV, Item 3

X Private foundations requiring expenditure accounting responsibility

XX Other grants requiring expenditure accounting responsibility

	RECIPIENT AND PURPOSE	DATE	AMOUNT
X	Encounter for Culture and Education, Inc. Milwaukee, WI 53202 <i>To support an educational book project</i>	3/6/2002	\$50,000 00
X	Encounter for Culture and Education, Inc. Milwaukee, WI 53202 <i>To support an educational book project</i>	4/10/2002	\$75,000 00
X	Encounter for Culture and Education, Inc. Milwaukee, WI 53202 <i>To support an educational book project</i>	5/10/2002	\$50,000 00
X	Encounter for Culture and Education, Inc. Milwaukee, WI 53202 <i>To support an educational book project</i>	6/10/2002	\$50,000 00
X	Encounter for Culture and Education, Inc. Milwaukee, WI 53202 <i>To support an educational book project</i>	7/10/2002	\$50,000 00
X	Encounter for Culture and Education, Inc. Milwaukee, WI 53202 <i>To support an educational book project</i>	8/9/2002	\$50,000 00
X	Encounter for Culture and Education, Inc. Milwaukee, WI 53202 <i>To support an educational book project</i>	9/10/2002	\$50,000 00
X	Encounter for Culture and Education, Inc. Milwaukee, WI 53202 <i>To support an educational book project</i>	9/20/2002	\$50,000 00
X	Encounter for Culture and Education, Inc. Milwaukee, WI 53202 <i>To support an educational book project</i>	10/10/2002	\$110,000 00
X	Encounter for Culture and Education, Inc. Milwaukee, WI 53202 <i>To support an educational book project</i>	11/15/2002	\$110,000 00
X	Encounter for Culture and Education, Inc. Milwaukee, WI 53202 <i>To support an educational book project</i>	12/6/2002	\$50,000 00

The Lynde and Harry Bradley Foundation, Inc.

Grants Paid Calendar Year 2002

Note: Grants paid represent payments for religious, educational or similar charitable purposes. Except as noted with the following legend, the organizations are public charities as described in sections 509(a)(1) (2) (3)

- X Private foundations requiring expenditure accounting responsibility
- XX Other grants requiring expenditure accounting responsibility

Form 990-PF
Part I, Line 25
and
Part XV, Item 3

	RECIPIENT AND PURPOSE	DATE	AMOUNT
X	Encounter for Culture and Education, Inc. Milwaukee, WI 53202 <i>To support an educational book project</i>	12/16/2002	\$55,000 00
	Engineers and Scientists of Milwaukee, Inc. Milwaukee, WI 53201-1881 <i>To support the Career Guidance Program</i>	6/10/2002	\$3,000 00
	Equal Opportunity Foundation Sterling, VA 20165-6151 <i>To support the Center for Equal Opportunity</i>	1/10/2002	\$25,000 00
	Equal Opportunity Foundation Sterling, VA 20165-6151 <i>To support the Center for Equal Opportunity</i>	9/10/2002	\$25,000 00
	Equal Opportunity Foundation Sterling, VA 20165-6151 <i>To support the Center for Equal Opportunity</i>	12/20/2002	\$75,000 00
	Ethics and Public Policy Center, Inc. Washington, DC 20005 <i>To support general operations and a book project</i>	4/10/2002	\$93,750 00
	Ethics and Public Policy Center, Inc. Washington, DC 20005 <i>To support Seminar on the Free Society</i>	4/10/2002	\$40,000 00
	Ethics and Public Policy Center, Inc. Washington, DC 20005 <i>To support "The Future of Islam" project</i>	4/10/2002	\$85,000 00
	Ethics and Public Policy Center, Inc. Washington, DC 20005 <i>To support general operations and a book project</i>	7/10/2002	\$93,750 00
	Ethics and Public Policy Center, Inc. Washington, DC 20005 <i>To support "The Future of Islam" project</i>	7/10/2002	\$85,000 00
	Ethics and Public Policy Center, Inc. Washington, DC 20005 <i>To support general operations and a book project</i>	10/10/2002	\$93,750 00

The Lynde and Harry Bradley Foundation, Inc.

Grants Paid Calendar Year 2002

Note: Grants paid represent payments for religious, educational or similar charitable purposes. Except as noted with the following legend, the organizations are public charities as described in sections 509(a)(1) (2) (3)

X Private foundations requiring expenditure accounting responsibility

XX Other grants requiring expenditure accounting responsibility

Form 990-PF
Part I, Line 25
and
Part XV, Item 3

RECIPIENT AND PURPOSE	DATE	AMOUNT
Eurasian Cultural Fund Washington, DC 20008-3262 <i>To support emerging Russian civil society organizations</i>	8/9/2002	\$87,500 00
Eurasian Cultural Fund Washington, DC 20008-3262 <i>To support emerging Russian civil society organizations</i>	9/10/2002	\$87,500 00
Evans Scholars Foundation Golf, IL 60029 <i>To support scholarships</i>	9/10/2002	\$2,500 00
Evergreen Freedom Foundation Olympia, WA 98507 <i>To support the Teachers' Paycheck Protection Project</i>	12/16/2002	\$50,000 00
Faith Works Milwaukee, Inc Milwaukee, WI 53210 <i>To support general operations and legal expenses</i>	3/6/2002	\$37,500 00
Faith Works Milwaukee, Inc. Milwaukee, WI 53210 <i>To support general operations and legal expenses</i>	3/27/2002	\$37,500 00
Faith Works Milwaukee, Inc. Milwaukee, WI 53210 <i>To support general operations and legal representation in the "Freedom From Religion Foundation v McCallum" lawsuit</i>	6/11/2002	\$50,000 00
Family House Incorporated Milwaukee, WI 53206 <i>To support general operations</i>	6/20/2002	\$75,000 00
Family House Incorporated Milwaukee, WI 53206 <i>To support general operations</i>	10/10/2002	\$75,000 00
Family Service of Milwaukee Milwaukee, WI 53208-0434 <i>To support the Community Initiatives Department</i>	4/22/2002	\$50,000 00
Family Service of Milwaukee Milwaukee, WI 53208-0434 <i>To support the Community Initiatives Department</i>	6/10/2002	\$50,000 00

The Lynde and Harry Bradley Foundation, Inc.

Grants Paid Calendar Year 2002

Note: Grants paid represent payments for religious, educational, or similar charitable purposes. Except as noted with the following legend, the organizations are public charities as described in sections 509(a)(1), (2), (3).

X Private foundations requiring expenditure accounting responsibility

XX Other grants requiring expenditure accounting responsibility

Form 990-PF
Part I, Line 25
and
Part XV, Item 3

RECIPIENT AND PURPOSE	DATE	AMOUNT
Family Service of Milwaukee Milwaukee, WI 53208-0434 <i>To support the Community Initiatives Department</i>	8/9/2002	\$50,000 00
Family Service of Milwaukee Milwaukee, WI 53208-0434 <i>To support the Community Initiatives Department</i>	10/10/2002	\$50,000 00
The Federalist Society for Law and Public Policy Studies Washington, DC 20036 <i>To support general operations</i>	1/10/2002	\$80,000 00
The Federalist Society for Law and Public Policy Studies Washington, DC 20036 <i>To support general operations</i>	7/10/2002	\$80,000 00
Fellowship of Christian Athletes Milwaukee, WI 53212 <i>To support the scholarship program and the general operating expenses of the Milwaukee urban ministry</i>	4/10/2002	\$15,000 00
First Stage Milwaukee, Inc. Milwaukee, WI 53202 <i>To support general operations</i>	8/9/2002	\$30,000 00
Florentine Opera Company Inc Milwaukee, WI 53202 <i>To support general operations</i>	1/10/2002	\$55,000 00
Florentine Opera Company Inc Milwaukee, WI 53202 <i>To support general operations</i>	8/29/2002	\$47,500 00
Foreign Policy Research Institute Philadelphia, PA 19102-3684 <i>To support the Center for the Study of America and the West and general operations</i>	11/15/2002	\$50,000 00
The Foundation Center New York, NY 10003-3076 <i>To support general operations</i>	4/10/2002	\$20,000 00
Foundation for Academic Standards & Tradition New York, NY 10022 <i>To support general operations</i>	4/10/2002	\$10,000 00

The Lynde and Harry Bradley Foundation, Inc. Grants Paid Calendar Year 2002

Note Grants paid represent payments for religious, educational or similar charitable purposes
Except as noted with the following legend, the organizations are public charities as described
in sections 509(a)(1) (2) (3)

X Private foundations requiring expenditure accounting responsibility

XX Other grants requiring expenditure accounting responsibility

Form 990-PF
Part I, Line 25
and
Part XV, Item 3

RECIPIENT AND PURPOSE	DATE	AMOUNT
Foundation for Classical Studies in Statecraft and Jurisprudence Minneapolis, MN 55402 <i>To support general operations</i>	12/13/2002	\$2,500 00
Foundation for Cultural Review, Inc. New York, NY 10003 <i>To support "The New Criterion"</i>	2/11/2002	\$87,500 00
Foundation for Cultural Review, Inc. New York, NY 10003 <i>To support "The New Criterion"</i>	12/16/2002	\$75,000 00
Foundation for Democratic Education, Inc Washington, DC 20006 <i>To support the domestic component of the "Toward a New Unionism Network" project</i>	12/16/2002	\$140,000 00
XX Foundation for Education Reform & Accountability Clifton Park, NY 12065-3200 (formerly Empire Foundation) <i>To support general operations</i>	9/10/2002	\$50,000 00
XX Foundation for Education Reform & Accountability Clifton Park, NY 12065-3200 (formerly Empire Foundation) <i>To support general operations</i>	10/10/2002	\$50,000 00
Foundation for Individual Rights in Education, Inc. Philadelphia, PA 19106 <i>To support general operations</i>	12/13/2002	\$10,000 00
Foundation for Individual Rights in Education, Inc. Philadelphia, PA 19106 <i>To support general operations</i>	12/16/2002	\$50,000 00
Foundation for Research on Economics and the Environment Bozeman, MT 59715 <i>To support general operations</i>	12/13/2002	\$5,000 00
Foundation Francisco Marroquin Santa Monica, CA 90403 <i>To support general operations and the "Capital Matters" project</i>	8/9/2002	\$85,000 00
The Fraser Institute Vancouver, BC V6J 3G7 <i>To support general operations</i>	12/16/2002	\$5,000 00

The Lynde and Harry Bradley Foundation, Inc.

Grants Paid Calendar Year 2002

Note: Grants paid represent payments for religious, educational or similar charitable purposes. Except as noted with the following legend, the organizations are public charities as described in sections 509(a)(1) (2) (3)

X Private foundations requiring expenditure accounting responsibility

XX Other grants requiring expenditure accounting responsibility

Form 990-PF
Part I, Line 25
and
Part XV, Item 3

RECIPIENT AND PURPOSE	DATE	AMOUNT
Free Africa Foundation Washington, DC 20006 <i>To support general operations</i>	12/13/2002	\$2,500 00
Free Congress Research and Education Foundation, Inc Washington, DC 20002 <i>To support general operations</i>	9/10/2002	\$50,000 00
Free Congress Research and Education Foundation, Inc Washington, DC 20002 <i>To support general operations</i>	11/15/2002	\$50,000 00
Freedom House, Inc New York, NY 10005 <i>To support research and publication projects, the Center for Religious Freedom, and Promoting Civic Life, Free Markets and Democratic Values in New Democracies</i>	8/9/2002	\$72,000 00
Freedom House, Inc. New York, NY 10005 <i>To support research and publication projects, the Center for Religious Freedom, and Promoting Civic Life, Free Markets and Democratic Values in New Democracies</i>	9/10/2002	\$72,000 00
Freedom House, Inc. New York, NY 10005 <i>To support research and publication projects, the Center for Religious Freedom, and Promoting Civic Life, Free Markets and Democratic Values in New Democracies</i>	10/10/2002	\$72,000 00
Freedom House, Inc. New York, NY 10005 <i>To support research and publication projects, the Center for Religious Freedom, and Promoting Civic Life, Free Markets and Democratic Values in New Democracies</i>	11/15/2002	\$72,000 00
Freedom House, Inc. New York, NY 10005 <i>To support research and publication projects, the Center for Religious Freedom, and Promoting Civic Life, Free Markets and Democratic Values in New Democracies</i>	12/16/2002	\$72,000 00

The Lynde and Harry Bradley Foundation, Inc. Grants Paid Calendar Year 2002

Note: Grants paid represent payments for religious, educational, or similar charitable purposes. Except as noted with the following legend, the organizations are public charities as described in sections 509(a)(1), (2), (3).

X Private foundations requiring expenditure accounting responsibility

XX Other grants requiring expenditure accounting responsibility

Form 990-PF
Part I, Line 25
and
Part XV, Item 3

RECIPIENT AND PURPOSE	DATE	AMOUNT
Freedom House, Inc. Washington, DC 20036 <i>To support the international component of the "Toward a New Unionism Network" project</i>	12/16/2002	\$130,000 00
Friends of Boerner Botanical Gardens Hales Corners, WI 53130-2299 <i>To support the capital campaign</i>	12/16/2002	\$100,000 00
Friends of Marva Collins Foundation Chicago, IL 60613 <i>To support general operations</i>	12/13/2002	\$25,000 00
The Friendship Club Nevada City, CA 95959 <i>To support general operations</i>	4/10/2002	\$10,000 00
Friendship, Inc. Milwaukee, WI 53206-1535 <i>To support general operations</i>	7/10/2002	\$10,000 00
Frontiers of Freedom Institute Fairfax, VA 22033 <i>To support an educational project on missile defense</i>	7/10/2002	\$10,000 00
The Fund For American Studies Washington, DC 20009 <i>To support academic institutes in political journalism and philanthropy</i>	4/10/2002	\$30,000 00
The Fund For American Studies Washington, DC 20009 <i>To support academic institutes in political journalism and philanthropy</i>	8/9/2002	\$30,000 00
George C. Marshall Institute Washington, DC 20006 <i>To support general operations</i>	4/10/2002	\$32,500 00
George C. Marshall Institute Washington, DC 20006 <i>To support general operations</i>	6/10/2002	\$32,500 00
George C. Marshall Institute Washington, DC 20006 <i>To support general operations</i>	8/9/2002	\$32,500 00

The Lynde and Harry Bradley Foundation, Inc. Grants Paid Calendar Year 2002

Note: Grants paid represent payments for religious, educational, or similar charitable purposes. Except as noted with the following legend, the organizations are public charities as described in sections 509(a)(1), (2), (3).

X Private foundations requiring expenditure accounting responsibility

XX Other grants requiring expenditure accounting responsibility

Form 990-PF
Part I, Line 25
and
Part XV, Item 3

RECIPIENT AND PURPOSE	DATE	AMOUNT
George C. Marshall Institute Washington, DC 20006 <i>To support general operations</i>	10/10/2002	\$32,500 00
George C. Marshall Institute Washington, DC 20006 <i>To support the Civic Environmentalism project</i>	12/16/2002	\$50,000 00
George Mason University Fairfax, VA 22030-4444 <i>To support the Bradley Graduate and Post Graduate Fellowship Program</i>	9/20/2002	\$15,000 00
George Mason University Arlington, VA 22201-4498 <i>To support general operations of the Mercatus Center</i>	12/13/2002	\$10,000 00
George Mason University Foundation, Inc. Fairfax, VA 22030-4444 <i>To support the Bradley Graduate and Post Graduate Fellowship Program</i>	8/20/2002	\$12,500 00
Georgetown University Washington, DC 20057-1006 <i>To support the Bradley Graduate and Post Graduate Fellowship Program</i>	10/10/2002	\$15,000 00
Georgetown University Washington, DC 20057-1006 <i>To support the visiting Russian student program</i>	12/16/2002	\$18,630 00
Grand Avenue Club, Inc. Milwaukee, WI 53202-4901 <i>To support general operations</i>	4/10/2002	\$20,000 00
The Great Circus Parade Foundation, Inc. Milwaukee, WI 53212 <i>To support general operations</i>	6/10/2002	\$5,000 00
The Great Circus Parade Foundation, Inc. Milwaukee, WI 53212 <i>To support general operations of the 2002 parade</i>	6/20/2002	\$85,000 00
Greater Educational Opportunities Foundation Indianapolis, IN 46225 <i>To support general operations</i>	12/13/2002	\$1,000 00

The Lynde and Harry Bradley Foundation, Inc. Grants Paid Calendar Year 2002

Note: Grants paid represent payments for religious, educational or similar charitable purposes. Except as noted with the following legend, the organizations are public charities as described in sections 509(a)(1) (2) (3)

Form 990-PF
Part I, Line 25
and
Part XV, Item 3

X Private foundations requiring expenditure accounting responsibility

XX Other grants requiring expenditure accounting responsibility

RECIPIENT AND PURPOSE	DATE	AMOUNT
The Greater Milwaukee Foundation Milwaukee, WI 53202 <i>To support general operations of the Nonprofit Management Fund of Milwaukee</i>	6/20/2002	\$50,000 00
The Greater Milwaukee Foundation Milwaukee, WI 53202 <i>To support general operations of the Nonprofit Management Fund of Milwaukee</i>	9/10/2002	\$50,000 00
Harambee Community School, Inc. Milwaukee, WI 53212 <i>To support general operations</i>	6/10/2002	\$5,000 00
President and Fellows of Harvard University Cambridge, MA 02138 <i>To support "Heroism in a New World"</i>	4/10/2002	\$25,000 00
President and Fellows of Harvard University Cambridge, MA 02138-3800 <i>To support the Bradley Graduate and Post Graduate Fellowship Program</i>	7/10/2002	\$15,000 00
President and Fellows of Harvard University Cambridge, MA 02138 <i>To support the Program on Constitutional Government</i>	8/9/2002	\$65,000 00
President and Fellows of Harvard University Cambridge, MA 02138 <i>To support the Bradley Graduate and Post Graduate Fellowship Program</i>	9/10/2002	\$15,000 00
Heartland Institute Chicago, IL 60603 <i>To support publication of "School Reform News"</i>	8/9/2002	\$20,000 00
Heartland Institute Chicago, IL 60603 <i>To support general operations</i>	12/13/2002	\$75,000 00
The Henry Hazlitt Foundation Chicago, IL 60610 <i>To support general operations</i>	12/13/2002	\$5,000 00
The Heritage Foundation Washington, DC 20002 <i>To support general operations</i>	1/30/2002	\$100,000 00

The Lynde and Harry Bradley Foundation, Inc. Grants Paid Calendar Year 2002

Note Grants paid represent payments for religious, educational or similar charitable purposes
Except as noted with the following legend the organizations are public charities as described
in sections 509(a)(1) (2) (3)

Form 990-PF
Part I, Line 25
and
Part XV, Item 3

- X Private foundations requiring expenditure accounting responsibility
XX Other grants requiring expenditure accounting responsibility

RECIPIENT AND PURPOSE	DATE	AMOUNT
The Heritage Foundation Washington, DC 20002 <i>To support general operations</i>	4/16/2002	\$100,000 00
The Heritage Foundation Washington, DC 20002 <i>To support general operations</i>	7/15/2002	\$100,000 00
The Heritage Foundation Washington, DC 20002 <i>To support general operations</i>	7/24/2002	\$1,890 00
The Heritage Foundation Washington, DC 20002 <i>To support general operations</i>	10/23/2002	\$98,110 00
The Heritage Foundation Washington, DC 20002 <i>To support general operations</i>	12/13/2002	\$50,000 00
Highland Community School, Inc. Milwaukee, WI 53208 <i>To support classes for the children for the 2002 school year</i>	6/10/2002	\$5,000 00
The Historical Society Boston, MA 02215-2010 <i>To support general operations</i>	7/10/2002	\$35,000 00
The Historical Society Boston, MA 02215-2010 <i>To support general operations</i>	9/10/2002	\$35,000 00
Holy Hill National Shrine of Mary Hubertus, WI 53033 <i>To support repairs and restoration of the Shrine</i>	3/6/2002	\$125,000 00
Homeboyz Interactive Milwaukee, WI 53204 <i>To support general operations</i>	9/10/2002	\$25,000 00
Homeboyz Interactive Milwaukee, WI 53204 <i>To support general operations</i>	11/15/2002	\$25,000 00

The Lynde and Harry Bradley Foundation, Inc.
Grants Paid Calendar Year 2002

Note Grants paid represent payments for religious, educational or similar charitable purposes
 Except as noted with the following legend the organizations are public charities as described
 in sections 509(a)(1) (2) (3)

Form 990-PF
 Part I, Line 25
 and
 Part XV, Item 3

X Private foundations requiring expenditure accounting responsibility

XX Other grants requiring expenditure accounting responsibility

RECIPIENT AND PURPOSE	DATE	AMOUNT
Hoover Institution on War, Revolution and Peace Stanford, CA 94305-6010 <i>To support the American Public Education Initiative and launching of the "Education Matters" journal</i>	2/11/2002	\$75,000 00
Hoover Institution on War, Revolution and Peace Stanford, CA 94305-6010 <i>To support the American Public Education Initiative and launching of the "Education Matters" journal</i>	4/10/2002	\$75,000 00
Hoover Institution on War, Revolution and Peace Stanford, CA 94305-6010 <i>To support the National Security Forum</i>	4/10/2002	\$50,000 00
Hoover Institution on War, Revolution and Peace Stanford, CA 94305-6010 <i>To support the National Security Forum</i>	7/10/2002	\$50,000 00
Hoover Institution on War, Revolution and Peace Stanford, CA 94305-6010 <i>To support the American Public Education Initiative</i>	10/10/2002	\$68,750 00
Hoover Institution on War, Revolution and Peace Stanford, CA 94305-6010 <i>To support the American Public Education Initiative</i>	12/6/2002	\$68,750 00
Hoover Institution on War, Revolution and Peace Stanford, CA 94305-6010 <i>To support general operations</i>	12/13/2002	\$5,000 00
Hotel Milwaukee Milwaukee, WI 53202 <i>To support production of Hotel Milwaukee</i>	9/10/2002	\$10,000 00
House of Peace Milwaukee, WI 53205 <i>To support general operations</i>	9/10/2002	\$5,000 00
Howard Center for Family, Religion & Society Rockford, IL 61103 <i>To support general operations</i>	12/13/2002	\$5,000 00
Hudson Institute, Inc. Indianapolis, IN 46226 <i>To support the Welfare Policy Center</i>	2/11/2002	\$50,000 00

The Lynde and Harry Bradley Foundation, Inc. Grants Paid Calendar Year 2002

Note: Grants paid represent payments for religious, educational, or similar charitable purposes. Except as noted with the following legend, the organizations are public charities as described in sections 509(a)(1) (2) (3).

- X Private foundations requiring expenditure accounting responsibility
- XX Other grants requiring expenditure accounting responsibility

Form 990-PF
Part I, Line 25
and
Part XV, Item 3

RECIPIENT AND PURPOSE	DATE	AMOUNT
Hudson Institute, Inc Indianapolis, IN 46226 <i>To support the Welfare Policy Center</i>	4/10/2002	\$50,000 00
Hudson Institute, Inc. Indianapolis, IN 46226 <i>To support a senior fellowship</i>	10/10/2002	\$50,000 00
Hudson Institute, Inc. Indianapolis, IN 46226 <i>To support the Welfare Policy Center</i>	10/23/2002	\$50,000 00
Hunger Task Force of Milwaukee, Inc. Milwaukee, WI 53214 <i>To support the Fondy Food Center</i>	4/10/2002	\$15,000 00
IMPACT Milwaukee, WI 53214 <i>To support general operations</i>	11/15/2002	\$3,000 00
In The Paint, Inc. Milwaukee, WI 53201 <i>To support general operations</i>	12/16/2002	\$35,000 00
Independence First Milwaukee, WI 53204-1516 <i>To support general operations</i>	7/10/2002	\$10,000 00
Institute for American Values New York, NY 10023 <i>To support general operations</i>	4/10/2002	\$50,000 00
Institute for Contemporary Studies Oakland, CA 94611 <i>To support general operations</i>	1/10/2002	\$75,000 00
Institute for Contemporary Studies Oakland, CA 94611 <i>To support general operations</i>	3/6/2002	\$75,000 00
Institute for Contemporary Studies Oakland, CA 94611 <i>To support general operations</i>	8/9/2002	\$50,000 00

The Lynde and Harry Bradley Foundation, Inc.

Grants Paid Calendar Year 2002

Note: Grants paid represent payments for religious, educational, or similar charitable purposes. Except as noted with the following legend, the organizations are public charities as described in sections 509(a)(1), (2), (3).

X Private foundations requiring expenditure accounting responsibility

XX Other grants requiring expenditure accounting responsibility

Form 990-PF
Part I, Line 25
and
Part XV, Item 3

RECIPIENT AND PURPOSE	DATE	AMOUNT
Institute for Contemporary Studies Oakland, CA 94611 <i>To support general operations</i>	10/10/2002	\$50,000 00
Institute for Educational Advancement South Pasadena, CA 91030 <i>To support general operations</i>	6/10/2002	\$70,000 00
Institute for Educational Advancement South Pasadena, CA 91030 <i>To support assistance in the planning and development of the Caroline D. Bradley Scholarship program</i>	8/9/2002	\$25,610 00
Institute for Educational Advancement South Pasadena, CA 91030 <i>To support assistance in the planning and development of the Caroline D. Bradley Scholarship program</i>	11/15/2002	\$25,609 00
Institute for Foreign Policy Analysis, Inc. Cambridge, MA 02139 <i>To support general operations of the Washington, D C office</i>	3/6/2002	\$37,500 00
Institute for Foreign Policy Analysis, Inc. Cambridge, MA 02139 <i>To support general operations of the Washington, D C office</i>	10/10/2002	\$37,500 00
Institute for International Studies Washington, DC 20036-4503 <i>To support an educational program on the culture of lawfulness</i>	4/10/2002	\$50,000 00
Institute for International Studies Washington, DC 20036-4503 <i>To support an educational program on the culture of lawfulness</i>	6/10/2002	\$50,000 00
Institute for International Studies Washington, DC 20036-4503 <i>To support an educational program on the culture of lawfulness</i>	8/9/2002	\$50,000 00
Institute for International Studies Washington, DC 20036-4503 <i>To support an educational program on the culture of lawfulness</i>	8/9/2002	\$50,000 00
Institute for Justice Washington, DC 20006 <i>To support general operations</i>	1/10/2002	\$60,000 00

The Lynde and Harry Bradley Foundation, Inc. Grants Paid Calendar Year 2002

Note: Grants paid represent payments for religious, educational, or similar charitable purposes. Except as noted with the following legend, the organizations are public charities as described in sections 509(a)(1), (2), (3).

- X Private foundations requiring expenditure accounting responsibility
- XX Other grants requiring expenditure accounting responsibility

Form 990-PF
Part I, Line 25
and
Part XV, Item 3

RECIPIENT AND PURPOSE	DATE	AMOUNT
Institute for Justice Washington, DC 20006 <i>To support general operations</i>	4/10/2002	\$60,000 00
Institute for Justice Washington, DC 20006 <i>To support general operations</i>	7/10/2002	\$60,000 00
Institute for Justice Washington, DC 20006 <i>To support general operations</i>	12/13/2002	\$50,000 00
Institute for Policy Innovation Lewisville, TX 75067 <i>To support general operations</i>	8/9/2002	\$25,000 00
Institute of World Politics Washington, DC 20036-1425 <i>To support general operations</i>	6/20/2002	\$50,000 00
Institute on Religion and Democracy, Inc. Washington, DC 20005 <i>To support general operations</i>	5/10/2002	\$37,500 00
Institute on Religion and Democracy, Inc. Washington, DC 20005 <i>To support general operations</i>	9/10/2002	\$37,500 00
The Institute on Religion and Public Life, Inc. New York, NY 10010 <i>To support First Things magazine</i>	4/10/2002	\$56,250 00
The Institute on Religion and Public Life, Inc. New York, NY 10010 <i>To support First Things magazine</i>	6/10/2002	\$56,250 00
The Institute on Religion and Public Life, Inc. New York, NY 10010 <i>To support First Things magazine</i>	8/9/2002	\$56,250 00
The Institute on Religion and Public Life, Inc. New York, NY 10010 <i>To support First Things magazine</i>	10/10/2002	\$56,250 00

The Lynde and Harry Bradley Foundation, Inc. Grants Paid Calendar Year 2002

Note: Grants paid represent payments for religious, educational or similar charitable purposes
Except as noted with the following legend, the organizations are public charities as described
in sections 509(a)(1) (2) (3)

Form 990-PF
Part I, Line 25
and
Part XV, Item 3

X Private foundations requiring expenditure accounting responsibility

XX Other grants requiring expenditure accounting responsibility

RECIPIENT AND PURPOSE	DATE	AMOUNT
Interdisciplinary Center Herzliya, 46150 <i>To support a research project on anti-Americanism</i>	7/10/2002	\$25,000 00
International Development Enterprises Lakewood, CO 80215 <i>To support general operations</i>	12/13/2002	\$25,000 00
Issues and Views Open Forum Foundation, Inc. New York, NY 10025 <i>To support general operations</i>	4/10/2002	\$10,000 00
Job Opportunity Network Brookfield, WI 53045 <i>To support general operations</i>	6/10/2002	\$3,000 00
Johns Hopkins University - SAIS Washington, DC 20036-2297 <i>To support the Central Asia-Caucasus Institute</i>	2/11/2002	\$50,000 00
Johns Hopkins University - SAIS Washington, DC 20036-1984 <i>To support the Bradley Graduate and Post Graduate Fellowship Program</i>	7/10/2002	\$15,000 00
Johns Hopkins University - SAIS Washington, DC 20036-2297 <i>To support the Central Asia-Caucasus Institute</i>	9/20/2002	\$50,000 00
Johns Hopkins University - SAIS Washington, DC 20036-2213 <i>To support the Strategic Studies program at SAIS</i>	10/10/2002	\$87,500 00
Johns Hopkins University - SAIS Washington, DC 20036-1984 <i>To support the Bradley Graduate and Post Graduate Fellowship Program</i>	11/15/2002	\$15,000 00
Kenyon College Gambier, OH 43022 <i>To support the Bradley Graduate and Post Graduate Fellowship Program</i>	7/10/2002	\$15,000 00
Kids from Wisconsin, Ltd. Milwaukee, WI 53214 <i>To support general operations</i>	6/10/2002	\$3,000 00

The Lynde and Harry Bradley Foundation, Inc. Grants Paid Calendar Year 2002

Note: Grants paid represent payments for religious, educational or similar charitable purposes
Except as noted with the following legend the organizations are public charities as described
in sections 509(a)(1),(2) (3)

X Private foundations requiring expenditure accounting responsibility

XX Other grants requiring expenditure accounting responsibility

Form 990-PF
Part I, Line 25
and
Part XV, Item 3

RECIPIENT AND PURPOSE	DATE	AMOUNT
XX Kirche-in-Not <i>To support the purchase of equipment for a mobile van in SAT-7's Beirut station</i>	8/9/2002	\$25,000 00
Ko-Thi, Inc. Milwaukee, WI 53201 <i>To support general operations</i>	9/10/2002	\$20,000 00
La Causa, Inc. Milwaukee, WI 53204-0188 <i>To support general operations</i>	12/20/2002	\$1,000 00
Lao Family Community Inc. Milwaukee, WI 53204 <i>To support the Good Works program</i>	9/10/2002	\$37,500 00
Lao Family Community Inc. Milwaukee, WI 53204 <i>To support the Good Works program</i>	11/15/2002	\$37,500 00
Latino Community Center, Inc. Milwaukee, WI 53204 <i>To support general operations and the Violence Free Zone</i>	9/10/2002	\$50,000 00
Leadership Institute Arlington, VA 22201 <i>To support the scholarship and internship programs</i>	9/10/2002	\$25,000 00
League of Martin Milwaukee, WI 53212-2362 <i>To support the 2002 Summer Enrichment Academy</i>	6/20/2002	\$15,000 00
Learning Exchange Brookfield, WI 53005 <i>To support the Urban Reading Collaborative</i>	9/10/2002	\$25,000 00
XX Libro Libre Escazu <i>To support general operations</i>	10/10/2002	\$25,000 00
Literacy Services of Wisconsin, Inc. Milwaukee, WI 53208 <i>To support general operations</i>	6/10/2002	\$5,000 00

The Lynde and Harry Bradley Foundation, Inc. Grants Paid Calendar Year 2002

Note: Grants paid represent payments for religious, educational, or similar charitable purposes. Except as noted with the following legend, the organizations are public charities as described in sections 509(a)(1), (2), (3).

Form 990-PF
Part I, Line 25
and
Part XV, Item 3

X Private foundations requiring expenditure accounting responsibility

XX Other grants requiring expenditure accounting responsibility

RECIPIENT AND PURPOSE	DATE	AMOUNT
Loyola Marymount University Los Angeles, CA 90045 <i>To support the Bradley Graduate and Post Graduate Fellowship Program</i>	7/10/2002	\$15,000 00
LSS De Paul Foundation, Inc. Milwaukee, WI 53204-1535 <i>To support general operations</i>	9/10/2002	\$10,000 00
Ludwig Von Mises Institute of Austrian Economics, Inc. Auburn, AL 36832 <i>To support general operations</i>	12/13/2002	\$2,500 00
Lutheran Church of the Reformation Milwaukee, WI 53208-1404 <i>To support neighborhood outreach ministry</i>	9/20/2002	\$20,000 00
Lutheran Church of the Reformation Milwaukee, WI 53208-1404 <i>To support neighborhood outreach</i>	12/20/2002	\$2,000 00
Lynde and Harry Bradley School of Technology and Trades Milwaukee, WI 53226 <i>To support capital expenses</i>	12/20/2002	\$100,000 00
M.H.S., Inc. – Messmer High School Milwaukee, WI 53206 <i>To support general operations</i>	1/24/2002	\$115,000 00
M H S , Inc. – Messmer High School Milwaukee, WI 53206 <i>To support general operations</i>	4/10/2002	\$1,000 00
Manhattan Institute for Policy Research, Inc. New York, NY 10017 <i>To support general operations</i>	8/9/2002	\$50,000 00
Manhattan Institute for Policy Research, Inc. New York, NY 10017 <i>To support general operations</i>	9/10/2002	\$50,000 00
Manhattan Institute for Policy Research, Inc. New York, NY 10017 <i>To support general operations</i>	10/10/2002	\$50,000 00

The Lynde and Harry Bradley Foundation, Inc. Grants Paid Calendar Year 2002

Note: Grants paid represent payments for religious, educational or similar charitable purposes. Except as noted with the following legend, the organizations are public charities as described in sections 509(a)(1), (2), (3).

X Private foundations requiring expenditure accounting responsibility

XX Other grants requiring expenditure accounting responsibility

Form 990-PF
Part I, Line 25
and
Part XV, Item 3

RECIPIENT AND PURPOSE	DATE	AMOUNT
Manhattan Institute for Policy Research, Inc. New York, NY 10017 <i>To support general operations</i>	11/15/2002	\$50,000 00
Marquette University Milwaukee, WI 53201-1881 <i>To support the Institute for the Transformation of Learning</i>	1/10/2002	\$80,375 00
Marquette University Milwaukee, WI 53201-1881 <i>To support the Vel R Phillips Distinguished Professorship of Law</i>	1/10/2002	\$41,261 00
Marquette University Milwaukee, WI 53201-1881 <i>To support the Vel R Phillips Distinguished Professorship of Law</i>	4/10/2002	\$41,261 00
Marquette University Milwaukee, WI 53201-1881 <i>To support the Vel R Phillips Distinguished Professorship of Law</i>	8/9/2002	\$41,261 00
Marquette University Milwaukee, WI 53201-1881 <i>To support the Institute for the Transformation of Learning</i>	8/9/2002	\$66,850 00
Marquette University Milwaukee, WI 53201-1881 <i>To support programmatic funding for the Tommy G Thompson Center for Excellence in Education</i>	9/10/2002	\$75,000 00
Marquette University Milwaukee, WI 53201-1881 <i>To support general operations of the Mediation Clinic</i>	9/20/2002	\$50,000 00
Marquette University Milwaukee, WI 53201-1881 <i>To support the Vel R Phillips Distinguished Professorship of Law</i>	10/10/2002	\$41,260 00
Marquette University Milwaukee, WI 53201-1881 <i>To support the Institute for the Transformation of Learning</i>	10/10/2002	\$66,850 00
Marquette University Milwaukee, WI 53201-1881 <i>To support the Raynor Distinguished Scholars Fund</i>	11/15/2002	\$300,000 00

The Lynde and Harry Bradley Foundation, Inc. Grants Paid Calendar Year 2002

Note: Grants paid represent payments for religious, educational, or similar charitable purposes. Except as noted with the following legend, the organizations are public charities as described in sections 509(a)(1), (2), (3).

Form 990-PF
Part I, Line 25
and
Part XV, Item 3

X Private foundations requiring expenditure accounting responsibility

XX Other grants requiring expenditure accounting responsibility

RECIPIENT AND PURPOSE	DATE	AMOUNT
Marquette University Milwaukee, WI 53201-1881 <i>To support programmatic funding for the Tommy G Thompson Center for Excellence in Education</i>	12/6/2002	\$75,000 00
Massachusetts Institute of Technology Cambridge, MA 02139 <i>To support the Public Economics Workshop and Seminar</i>	10/10/2002	\$13,750 00
XX MATHCOUNTS Madison, WI 53711 <i>To support MATHCOUNTS</i>	2/20/2002	\$1,000 00
Media Research Center, Inc Alexandria, VA 22314-3580 <i>To support general operations</i>	12/13/2002	\$150,000 00
Medical College of Wisconsin, Inc. Milwaukee, WI 53226 <i>To support the Center for the Study of Bioethics</i>	1/10/2002	\$20,000 00
Medical College of Wisconsin, Inc. Milwaukee, WI 53226 <i>To support the Family House Medical Clinic</i>	7/10/2002	\$40,000 00
M.H.S., Inc – Messmer Catholic Schools Milwaukee, WI 53206 <i>To support general operations</i>	8/9/2002	\$57,500 00
M H S., Inc – Messmer Catholic Schools Milwaukee, WI 53206 <i>To support general operations</i>	10/10/2002	\$57,500 00
Michigan State University East Lansing, MI 48824-1032 <i>To support the Symposium on Science, Reason, and Modern Democracy</i>	2/11/2002	\$50,000 00
Michigan State University East Lansing, MI 48824-1046 <i>To support the Bradley Graduate and Post Graduate Fellowship Program</i>	7/10/2002	\$15,000 00

The Lynde and Harry Bradley Foundation, Inc.

Grants Paid Calendar Year 2002

Note Grants paid represent payments for religious educational, or similar charitable purposes
 Except as noted with the following legend the organizations are public charities as described
 in sections 509(a)(1) (2) (3)

- X Private foundations requiring expenditure accounting responsibility
- XX Other grants requiring expenditure accounting responsibility

Form 990-PF
 Part I, Line 25
 and
 Part XV, Item 3

RECIPIENT AND PURPOSE	DATE	AMOUNT
Michigan State University East Lansing, MI 48824-1032 <i>To support the Symposium on Science, Reason, and Modern Democracy</i>	9/10/2002	\$45,000 00
Milwaukee Art Museum, Inc. Milwaukee, WI 53202 <i>To support general operations and adult programming</i>	1/10/2002	\$55,000 00
Milwaukee Art Museum, Inc. Milwaukee, WI 53202 <i>To support general operations</i>	4/10/2002	\$1,000 00
Milwaukee Art Museum, Inc. Milwaukee, WI 53202 <i>To support the Contributing Membership Campaign for general operations</i>	8/9/2002	\$47,500 00
Milwaukee Art Museum, Inc. Milwaukee, WI 53202 <i>To support the Industrial Strength Design How Brooks Stevens Shaped Your World exhibition</i>	12/16/2002	\$20,000 00
Milwaukee Art Museum, Inc. Milwaukee, WI 53202 <i>To support the capital campaign</i>	12/20/2002	\$1,000,000 00
The Milwaukee Ballet Company, Inc Milwaukee, WI 53204 <i>To support general operations</i>	1/10/2002	\$55,000 00
The Milwaukee Ballet Company, Inc Milwaukee, WI 53204 <i>To support general operations</i>	8/9/2002	\$47,500 00
Milwaukee Center for Independence, Inc. Milwaukee, WI 53202 <i>To support the capital campaign</i>	12/16/2002	\$100,000 00
Milwaukee Center for Independence, Inc. Milwaukee, WI 53202 <i>To support transportation</i>	12/16/2002	\$25,000 00
Milwaukee Chamber Orchestra Milwaukee, WI 53226 <i>To support general operations</i>	9/10/2002	\$5,000 00

The Lynde and Harry Bradley Foundation, Inc. Grants Paid Calendar Year 2002

Note: Grants paid represent payments for religious, educational, or similar charitable purposes. Except as noted with the following legend, the organizations are public charities as described in sections 509(a)(1), (2), (3).

Form 990-PF
Part I, Line 25
and
Part XV, Item 3

X Private foundations requiring expenditure accounting responsibility

XX Other grants requiring expenditure accounting responsibility

RECIPIENT AND PURPOSE	DATE	AMOUNT
Milwaukee Chamber Theatre, Ltd Milwaukee, WI 53202 <i>To support general operations</i>	8/9/2002	\$13,000 00
Milwaukee Children's Choir Milwaukee, WI 53213 <i>To support general operations</i>	2/20/2002	\$5,000 00
Milwaukee Christmas Parade Oak Creek, WI 53154 <i>To support the 2002 parade</i>	9/10/2002	\$2,000 00
Milwaukee County Council Boy Scouts of America Milwaukee, WI 53214-1468 <i>To support general program activities</i>	8/9/2002	\$25,000 00
Milwaukee County Council Boy Scouts of America Milwaukee, WI 53214-1468 <i>To support general program activities</i>	11/15/2002	\$25,000 00
Milwaukee County Historical Society Milwaukee, WI 53203 <i>To support Emphasis Wisconsin with John McCullough</i>	3/6/2002	\$160,000 00
Milwaukee Institute of Art and Design, Inc. Milwaukee, WI 53202 <i>To support the media center</i>	1/10/2002	\$75,000 00
Milwaukee Institute of Art and Design, Inc. Milwaukee, WI 53202 <i>To support production of "Hotel Milwaukee"</i>	2/20/2002	\$10,000 00
Milwaukee Institute of Art and Design, Inc. Milwaukee, WI 53202 <i>To support general operations</i>	4/10/2002	\$1,000 00
Milwaukee Institute of Art and Design, Inc. Milwaukee, WI 53202 <i>To support the media center</i>	5/10/2002	\$75,000 00
The Milwaukee Jazz Experience, Inc. Pewaukee, WI 53072 <i>To support general program activities</i>	2/20/2002	\$3,000 00

The Lynde and Harry Bradley Foundation, Inc. Grants Paid Calendar Year 2002

Note: Grants paid represent payments for religious, educational, or similar charitable purposes. Except as noted with the following legend, the organizations are public charities as described in sections 509(a)(1), (2), (3).

- X Private foundations requiring expenditure accounting responsibility
- XX Other grants requiring expenditure accounting responsibility

Form 990-PF
Part I, Line 25
and
Part XV, Item 3

RECIPIENT AND PURPOSE	DATE	AMOUNT
Milwaukee Police Athletic League, Inc. Milwaukee, WI 53209 <i>To support the capital campaign</i>	12/16/2002	\$50,000 00
Milwaukee Public Library Foundation, Inc. Milwaukee, WI 53233 <i>To support general operations</i>	10/10/2002	\$50,000 00
Milwaukee Public Museum, Inc. Milwaukee, WI 53233-1478 <i>To support general operations</i>	2/11/2002	\$46,250 00
Milwaukee Public Museum, Inc. Milwaukee, WI 53233-1478 <i>To support general operations</i>	4/10/2002	\$46,250 00
Milwaukee Public Museum, Inc. Milwaukee, WI 53233-1478 <i>To support general operations</i>	6/10/2002	\$46,250 00
Milwaukee Public Museum, Inc. Milwaukee, WI 53233-1478 <i>To support general operations</i>	8/9/2002	\$80,000 00
Milwaukee Public Schools Milwaukee, WI 53201-2181 <i>To support the Best Friends and Best Men programs</i>	10/10/2002	\$75,000 00
Milwaukee Public Theatre Milwaukee, WI 53202-3237 <i>To support general operations</i>	2/20/2002	\$3,000 00
Milwaukee Repertory Theater, Inc. Milwaukee, WI 53202 <i>To support general operations and the intern program</i>	1/10/2002	\$80,000 00
Milwaukee Repertory Theater, Inc. Milwaukee, WI 53202 <i>To support general operations</i>	8/9/2002	\$57,500 00
Milwaukee Rescue Mission Milwaukee, WI 53233 <i>To support the capital campaign</i>	5/17/2002	\$500,000 00

The Lynde and Harry Bradley Foundation, Inc. Grants Paid Calendar Year 2002

Note: Grants paid represent payments for religious, educational or similar charitable purposes
Except as noted with the following legend, the organizations are public charities as described
in sections 509(a)(1) (2) (3)

X Private foundations requiring expenditure accounting responsibility

XX Other grants requiring expenditure accounting responsibility

Form 990-PF
Part I, Line 25
and
Part XV, Item 3

RECIPIENT AND PURPOSE	DATE	AMOUNT
Milwaukee Rescue Mission Milwaukee, WI 53233 <i>To support general operations</i>	10/10/2002	\$25,000 00
Milwaukee School of Engineering Milwaukee, WI 53201-3109 <i>To support the Rader School of Business</i>	12/6/2002	\$2,000,000 00
Milwaukee Symphony Orchestra, Inc. Milwaukee, WI 53202-4278 <i>To support general operations</i>	1/24/2002	\$182,500 00
Milwaukee Symphony Orchestra, Inc Milwaukee, WI 53202-4278 <i>To support general operations</i>	2/6/2002	\$6,442 00
Milwaukee Symphony Orchestra, Inc. Milwaukee, WI 53202-4278 <i>To support general operations</i>	3/26/2002	\$176,058 00
Milwaukee Symphony Orchestra, Inc. Milwaukee, WI 53202-4278 <i>To support general operations</i>	4/10/2002	\$1,000 00
Milwaukee Symphony Orchestra, Inc. Milwaukee, WI 53202-4278 <i>To support general operations</i>	8/15/2002	\$127,500 00
Milwaukee World Festival, Inc Milwaukee, WI 53202 <i>To support the Seat Sponsor Program, Operation SummerChance, and Business Club</i>	4/22/2002	\$50,000 00
Milwaukee Youth Symphony Orchestra, Inc. Milwaukee, WI 53202 <i>To support general operations</i>	1/10/2002	\$15,000 00
Milwaukee Youth Symphony Orchestra, Inc. Milwaukee, WI 53202 <i>To support general operations</i>	8/9/2002	\$12,500 00
Modjeska Theatre Company, Inc. Milwaukee, WI 53204 <i>To support general operations</i>	9/10/2002	\$20,000 00

The Lynde and Harry Bradley Foundation, Inc. Grants Paid Calendar Year 2002

Note: Grants paid represent payments for religious, educational or similar charitable purposes. Except as noted with the following legend, the organizations are public charities as described in sections 509(a)(1),(2) (3).

- X Private foundations requiring expenditure accounting responsibility
XX Other grants requiring expenditure accounting responsibility

Form 990-PF
Part I, Line 25
and
Part XV, Item 3

RECIPIENT AND PURPOSE	DATE	AMOUNT
The Morley Publishing Group, Inc. Washington, DC 20036 <i>To support general operations of Crisis magazine</i>	7/10/2002	\$50,000 00
The Morley Publishing Group, Inc. Washington, DC 20036 <i>To support general operations of Crisis magazine</i>	8/9/2002	\$50,000 00
Mount Mary College Milwaukee, WI 53222 <i>To support construction</i>	3/6/2002	\$100,000 00
MOWW Patriotic Education Foundation, Inc Alexandria, VA 22314 <i>To support the Patriotic Leadership Program conferences</i>	4/10/2002	\$10,000 00
Music on KK Milwaukee, WI 53207 <i>To support general operations</i>	6/10/2002	\$5,000 00
Nantucket Cottage Hospital Nantucket Island, MA 02554 <i>To support general operations</i>	12/16/2002	\$5,000 00
National Affairs, Inc. Washington, DC 20036 <i>To support general operations of "The Public Interest"</i>	3/6/2002	\$87,500 00
National Affairs, Inc. Washington, DC 20036 <i>To support general operations of The National Interest</i>	4/22/2002	\$87,500 00
National Affairs, Inc. Washington, DC 20036 <i>To support general operations of The National Interest</i>	7/10/2002	\$87,500 00
National Affairs, Inc. Washington, DC 20036 <i>To support The Public Interest magazine</i>	12/20/2002	\$70,000 00
National Association of Scholars, Inc. Princeton, NJ 08542-3215 <i>To support general operations</i>	1/10/2002	\$75,000 00

The Lynde and Harry Bradley Foundation, Inc. Grants Paid Calendar Year 2002

Note: Grants paid represent payments for religious, educational or similar charitable purposes. Except as noted with the following legend, the organizations are public charities as described in sections 509(a)(1) (2) (3).

X Private foundations requiring expenditure accounting responsibility

XX Other grants requiring expenditure accounting responsibility

Form 990-PF
Part I, Line 25
and
Part XV, Item 3

RECIPIENT AND PURPOSE	DATE	AMOUNT
National Association of Scholars, Inc Princeton, NJ 08542-3215 <i>To support general operations</i>	8/9/2002	\$37,500 00
National Association of Scholars, Inc. Princeton, NJ 08542-3215 <i>To support the Committee for Academic Freedom and Rights</i>	9/10/2002	\$10,000 00
National Bureau of Asian Research Seattle, WA 98105 <i>To support the Strategic Asia Program</i>	4/10/2002	\$30,000 00
National Bureau of Asian Research Seattle, WA 98105 <i>To support the Strategic Asia Program</i>	6/10/2002	\$30,000 00
National Center for Neighborhood Enterprise Washington, DC 20036 <i>To support general operations</i>	1/24/2002	\$118,750 00
National Center for Neighborhood Enterprise Washington, DC 20036 <i>To support general operations</i>	7/15/2002	\$100,000 00
National Center for Neighborhood Enterprise Washington, DC 20036 <i>To support general operations</i>	8/15/2002	\$100,000 00
National Center for Neighborhood Enterprise Washington, DC 20036 <i>To support general operations</i>	9/17/2002	\$100,000 00
National Center for Neighborhood Enterprise Washington, DC 20036 <i>To support general operations</i>	10/30/2002	\$100,000 00
National Center for Policy Analysis Dallas, TX 75243-1739 <i>To support general operations</i>	6/10/2002	\$50,000 00
National Center for Policy Analysis Dallas, TX 75243-1739 <i>To support general operations</i>	12/16/2002	\$40,000 00

The Lynde and Harry Bradley Foundation, Inc. Grants Paid Calendar Year 2002

Note Grants paid represent payments for religious, educational or similar charitable purposes
Except as noted with the following legend, the organizations are public charities as described
in sections 509(a)(1) (2) (3)

- X Private foundations requiring expenditure accounting responsibility
- XX Other grants requiring expenditure accounting responsibility

Form 990-PF
Part I, Line 25
and
Part XV, Item 3

RECIPIENT AND PURPOSE	DATE	AMOUNT
National Council for History Education, Inc. Westlake, OH 44145-4657 <i>To support publication of the "History Matters!" newsletter</i>	9/10/2002	\$50,000 00
National Defense Council Foundation Alexandria, VA 22314 <i>To support general operations</i>	12/16/2002	\$25,000 00
National Endowment for Democracy Washington, DC 20005 <i>To support "The Journal of Democracy"</i>	8/9/2002	\$45,000 00
National Endowment for Democracy Washington, DC 20005 <i>To support "The Journal of Democracy"</i>	10/10/2002	\$45,000 00
The National Fatherhood Initiative Gaithersburg, MD 20877 <i>To support general operations</i>	5/10/2002	\$50,000 00
The National Fatherhood Initiative Gaithersburg, MD 20877 <i>To support general operations</i>	12/16/2002	\$37,500 00
The National Journalism Center Herndon, VA 20170 <i>To support general operations</i>	9/10/2002	\$25,000 00
National Legal and Policy Center Falls Church, VA 22046 <i>To support general operations</i>	12/13/2002	\$2,500 00
National Strategy Information Center, Inc Washington, DC 20036 <i>To support general operations</i>	6/14/2002	\$137,500 00
National Strategy Information Center, Inc. Washington, DC 20036 <i>To support general operations</i>	8/15/2002	\$137,500 00
National Strategy Information Center, Inc. Washington, DC 20036 <i>To support general operations</i>	10/30/2002	\$137,500 00

The Lynde and Harry Bradley Foundation, Inc. Grants Paid Calendar Year 2002

Note Grants paid represent payments for religious, educational or similar charitable purposes
Except as noted with the following legend, the organizations are public charities as described
in sections 509(a)(1) (2) (3)

Form 990-PF
Part I, Line 25
and
Part XV, Item 3

X Private foundations requiring expenditure accounting responsibility

XX Other grants requiring expenditure accounting responsibility

RECIPIENT AND PURPOSE	DATE	AMOUNT
National Strategy Information Center, Inc Washington, DC 20036 <i>To support general operations</i>	12/16/2002	\$137,500 00
The New Citizenship Project, Inc. Washington, DC 20036 <i>To support general program activities</i>	9/10/2002	\$50,000 00
The New Citizenship Project, Inc. Washington, DC 20036 <i>To support general program activities</i>	10/10/2002	\$50,000 00
The New Citizenship Project, Inc. Washington, DC 20036 <i>To support general program activities</i>	11/15/2002	\$50,000 00
The New Citizenship Project, Inc. Washington, DC 20036 <i>To support general program activities</i>	12/6/2002	\$50,000 00
New River Education Fund Washington, DC 20036 <i>To support production of "Think Tank"</i>	1/10/2002	\$75,000 00
New River Education Fund Washington, DC 20036 <i>To support production of the "Heaven on Earth The Rise and Fall of Socialism" program</i>	5/10/2002	\$75,000 00
New River Education Fund Washington, DC 20036 <i>To support production of "Think Tank with Ben Wattenberg"</i>	8/9/2002	\$75,000 00
New York University Princeton, NJ 08544-1012 <i>To support the Bradley Graduate and Post Graduate Fellowship Program</i>	7/10/2002	\$15,000 00
New York University New York, NY 10003-6687 <i>To support the Bradley Graduate and Post Graduate Fellowship Program</i>	7/10/2002	\$15,000 00
New York University Indianapolis, IN 46226 <i>To support the Public Policy Lecture Series</i>	9/10/2002	\$10,000 00

The Lynde and Harry Bradley Foundation, Inc. Grants Paid Calendar Year 2002

Note: Grants paid represent payments for religious, educational, or similar charitable purposes. Except as noted with the following legend, the organizations are public charities as described in sections 509(a)(1),(2) (3).

- X Private foundations requiring expenditure accounting responsibility
XX Other grants requiring expenditure accounting responsibility

Form 990-PF
Part I, Line 25
and
Part XV, Item 3

RECIPIENT AND PURPOSE	DATE	AMOUNT
Next Act Theatre, Inc Milwaukee, WI 53201 <i>To support general operations</i>	12/16/2002	\$15,000 00
Nia Imani Family, Inc. Milwaukee, WI 53205 <i>To support general operations</i>	12/16/2002	\$40,000 00
Northwest Side Community Development Corporation Milwaukee, WI 53209 <i>To support general operations</i>	12/16/2002	\$15,000 00
Notre Dame Middle School, Inc Milwaukee, WI 53204-2269 <i>To support general operations</i>	8/9/2002	\$10,000 00
Ohio Roundtable Strongsville, OH 44149-3001 <i>To support "The School Choice Committee"</i>	10/10/2002	\$10,000 00
Our Next Generation, Inc. Milwaukee, WI 53202 <i>To support general operations</i>	9/10/2002	\$3,000 00
Our Space, Inc. Milwaukee, WI 53207 <i>To support the Parents Without Children program</i>	9/10/2002	\$5,000 00
Pacific Academy for Advanced Studies Santa Monica, CA 90404 <i>To support the Academy's program activities</i>	1/10/2002	\$31,250 00
Pacific Academy for Advanced Studies Santa Monica, CA 90404 <i>To support the Academy's program activities</i>	4/10/2002	\$31,250 00
Pacific Academy for Advanced Studies Santa Monica, CA 90404 <i>To support the Academy's program activities</i>	7/10/2002	\$31,250 00
Pacific Academy for Advanced Studies Santa Monica, CA 90404 <i>To support the Academy's program activities</i>	10/10/2002	\$31,250 00

The Lynde and Harry Bradley Foundation, Inc. Grants Paid Calendar Year 2002

Note: Grants paid represent payments for religious, educational or similar charitable purposes
Except as noted with the following legend the organizations are public charities as described
in sections 509(a)(1) (2) (3)

Form 990-PF
Part I, Line 25
and
Part XV, Item 3

X Private foundations requiring expenditure accounting responsibility

XX Other grants requiring expenditure accounting responsibility

RECIPIENT AND PURPOSE	DATE	AMOUNT
Pacific Research Institute for Public Policy San Francisco, CA 94111 <i>To support the Revolution in Oakland Schools Grassroots Outreach Project</i>	4/10/2002	\$25,000 00
Palmer R. Chitester Fund McKean, PA 16426 <i>To support distribution of the documentary series "In the Classroom"</i>	8/9/2002	\$15,000 00
Palmer R. Chitester Fund McKean, PA 16426 <i>To support general operations</i>	12/13/2002	\$1,000 00
Parklawn Christian Center, Inc. Milwaukee, WI 53218 <i>To support general operations of the Family Enrichment Ministry and the Faith Partnership Network</i>	5/21/2002	\$50,000 00
The Parks Foundation, Inc. Milwaukee, WI 53202 <i>To support the Burns Commons sculpture garden project</i>	12/16/2002	\$50,000 00
Penfield Children's Center, Inc. Milwaukee, WI 53233 <i>To support general operations</i>	9/10/2002	\$45,000 00
The Philadelphia Society Jerome, MI 49249-9530 <i>To support general operations</i>	4/10/2002	\$10,000 00
Philanthropy Roundtable Washington, DC 20036 <i>To support general operations</i>	7/10/2002	\$35,000 00
Philanthropy Roundtable Washington, DC 20036 <i>To support general operations</i>	8/9/2002	\$35,000 00
Philanthropy Roundtable Washington, DC 20036 <i>To support general operations</i>	9/10/2002	\$35,000 00

The Lynde and Harry Bradley Foundation, Inc. Grants Paid Calendar Year 2002

Note Grants paid represent payments for religious, educational, or similar charitable purposes
Except as noted with the following legend, the organizations are public charities as described
in sections 509(a)(1),(2) (3)

Form 990-PF
Part I, Line 25
and
Part XV, Item 3

- X Private foundations requiring expenditure accounting responsibility
XX Other grants requiring expenditure accounting responsibility

RECIPIENT AND PURPOSE	DATE	AMOUNT
Philanthropy Roundtable Washington, DC 20036 <i>To support general operations</i>	10/10/2002	\$35,000 00
Philanthropy Roundtable Washington, DC 20036 <i>To support general operations</i>	11/15/2002	\$35,000 00
Philanthropy Roundtable Washington, DC 20036 <i>To support general operations</i>	12/13/2002	\$2,500 00
X Phillips Foundation, Inc. Potomac, MD 20854 <i>To support the Journalism Fellowship Program</i>	3/6/2002	\$50,000 00
Piano Arts of Wisconsin Milwaukee, WI 53211 <i>To support a competition</i>	11/15/2002	\$4,000 00
Pilsen Little Village Habitat for Humanity Chicago, IL 60608 <i>To support general operations</i>	12/13/2002	\$1,000 00
XX Pontifical Council for Justice and Peace <i>To support a conference in Czestochowa, Poland, on "Social Thought and Action of the Church in Central and Eastern Europe"</i>	10/10/2002	\$25,000 00
XX Pontifical Institute of Arabic and Islamic Studies Rome, 00153 <i>To support the Bradley Lecture and general program activities</i>	4/30/2002	\$25,000 00
Population Research Institute Front Royal, VA 22630 <i>To support a conference on human rights in China</i>	7/10/2002	\$25,000 00
Present Music, Inc. Milwaukee, WI 53202 <i>To support general operations</i>	11/15/2002	\$3,000 00
Preserve Our Parks, Inc. Milwaukee, WI 53202 <i>To support general operations and Kilbourn Tower Cast</i>	12/20/2002	\$5,000 00

The Lynde and Harry Bradley Foundation, Inc. Grants Paid Calendar Year 2002

Note: Grants paid represent payments for religious, educational or similar charitable purposes
Except as noted with the following legend the organizations are public charities as described
in sections 509(a)(1) (2) (3)

X Private foundations requiring expenditure accounting responsibility

XX Other grants requiring expenditure accounting responsibility

Form 990-PF
Part I, Line 25
and
Part XV, Item 3

RECIPIENT AND PURPOSE	DATE	AMOUNT
Princeton University – James Madison Center Princeton, NJ 08544 <i>To support the Center</i>	5/17/2002	\$195,243 00
Prison Fellowship Ministries Washington, DC 20041-0500 <i>To support general operations</i>	12/13/2002	\$1,000 00
Rawhide, Inc New London, WI 54961-9052 <i>To support general operations</i>	9/10/2002	\$3,000 00
Residential Living Services, Inc. Milwaukee, WI 53205 <i>To support general operations</i>	12/16/2002	\$30,000 00
Ripon College Ripon, WI 54971 <i>To support renovation</i>	12/16/2002	\$50,000 00
Rosalie Manor, Inc Milwaukee, WI 53210-1643 <i>To support "Supporting Today's Parents" and "Families United to Prevent Teen Pregnancy"</i>	8/9/2002	\$30,000 00
Running Rebels Community Organization Milwaukee, WI 53205 <i>To support general operations</i>	7/10/2002	\$35,000 00
S.W E.E.P., Inc Milwaukee, WI 53209 <i>To support general operations</i>	11/15/2002	\$5,000 00
St. Benedict the Moor Parish Milwaukee, WI 53233 <i>To support renovation</i>	7/10/2002	\$20,000 00
St. Francis Children's Center Milwaukee, WI 53217 <i>To support general operations</i>	9/10/2002	\$40,000 00
St. Joan Antida High School, Inc. Milwaukee, WI 53202 <i>To support general operations</i>	9/10/2002	\$50,000 00

The Lynde and Harry Bradley Foundation, Inc. Grants Paid Calendar Year 2002

Note Grants paid represent payments for religious educational or similar charitable purposes
Except as noted with the following legend the organizations are public charities as described
in sections 509(a)(1) (2),(3)

X Private foundations requiring expenditure accounting responsibility

XX Other grants requiring expenditure accounting responsibility

Form 990-PF
Part I, Line 25
and
Part XV, Item 3

RECIPIENT AND PURPOSE	DATE	AMOUNT
The Salvation Army Wisconsin and Upper Michigan Division Wauwatosa, WI 53226-0019 <i>To support the Feed the Kids Program and the Homeless Children's Education Center</i>	9/10/2002	\$20,000 00
The Salvation Army Chicago, IL 60630-2788 <i>To support general operations</i>	12/13/2002	\$75,000 00
XX Samaritan Inn Foundation Milwaukee, WI 53206 <i>To support general operations</i>	3/6/2002	\$25,000 00
San Francisco Bay Area Council – Boy Scouts of America San Leandro, CA 94577-1514 <i>To support a public-education campaign</i>	4/10/2002	\$10,000 00
School Sisters of Saint Francis Milwaukee, WI 53215-1924 <i>To support Layton Boulevard West Neighbors</i>	9/10/2002	\$25,000 00
Scimitar Foundation, Inc Milwaukee, WI 53208-3999 <i>To support the capital campaign for restoration of the Tripoli Mosque</i>	12/20/2002	\$50,000 00
Skylight Opera Theatre Corp. Milwaukee, WI 53202 <i>To support general operations</i>	1/10/2002	\$35,000 00
Skylight Opera Theatre Corp. Milwaukee, WI 53202 <i>To support general operations</i>	8/9/2002	\$30,000 00
Sojourner Truth House, Inc. Milwaukee, WI 53208 <i>To support general operations</i>	12/16/2002	\$10,000 00
Southeastern Legal Foundation, Inc Atlanta, GA 30326 <i>To support general operations</i>	12/13/2002	\$1,000 00
St. Margaret's Episcopal School San Juan Capistrano, CA 92675-2798 <i>To support general operations</i>	1/30/2002	\$2,500 00

The Lynde and Harry Bradley Foundation, Inc. Grants Paid Calendar Year 2002

Note Grants paid represent payments for religious educational or similar charitable purposes
Except as noted with the following legend the organizations are public charities as described
in sections 509(a)(1) (2) (3)

Form 990-PF
Part I, Line 25
and
Part XV, Item 3

X Private foundations requiring expenditure accounting responsibility

XX Other grants requiring expenditure accounting responsibility

RECIPIENT AND PURPOSE	DATE	AMOUNT
St. Paul's Episcopal Church Milwaukee, WI 53202 <i>To support the Choristers of St. Cecilia</i>	7/10/2002	\$8,000 00
Stanford University Stanford, CA 94305-6015 <i>To support the Bradley Graduate and Post Graduate Fellowship Program</i>	7/10/2002	\$15,000 00
Step 13 Denver, CO 80205 <i>To support general operations</i>	9/10/2002	\$10,000 00
Taliesin Preservation Commission, Inc Spring Green, WI 53588-0397 <i>To support capital expenses of a drainage system to be matched by the National Park Service</i>	12/16/2002	\$50,000 00
Technology Learning Centers, Inc. Milwaukee, WI 53201-1881 <i>To support general operations</i>	3/6/2002	\$85,958 00
Technology Learning Centers, Inc. Milwaukee, WI 53201-1881 <i>To support general operations</i>	9/10/2002	\$50,000 00
Teen Challenge of Wisconsin, Inc Milwaukee, WI 53225 <i>To support general operations</i>	7/10/2002	\$10,000 00
Ten Chimneys Foundation, Inc. Genesee Depot, WI 53127 <i>To support general operating and project needs</i>	7/10/2002	\$25,000 00
Ten Chimneys Foundation, Inc Genesee Depot, WI 53127 <i>To support general operations</i>	11/15/2002	\$5,000 00
Ten Chimneys Foundation, Inc Genesee Depot, WI 53127 <i>To support installation of an exhibit</i>	12/16/2002	\$100,000 00
Texas A&M University College Station, TX 77843-4231 <i>To support a research project on Social Security at the Private Enterprise Research Center</i>	5/10/2002	\$50,000 00

The Lynde and Harry Bradley Foundation, Inc.

Grants Paid Calendar Year 2002

Note: Grants paid represent payments for religious, educational, or similar charitable purposes. Except as noted with the following legend, the organizations are public charities as described in sections 509(a)(1), (2), (3).

X Private foundations requiring expenditure accounting responsibility

XX Other grants requiring expenditure accounting responsibility

Form 990-PF
Part I, Line 25
and
Part XV, Item 3

RECIPIENT AND PURPOSE	DATE	AMOUNT
Texas A&M University College Station, TX 77843-4231 <i>To support the Bradley Graduate and Post Graduate Fellowship Program</i>	7/10/2002	\$15,000 00
Theatre X, Inc Milwaukee, WI 53202 <i>To support general operations for the 2002-2003 season</i>	11/15/2002	\$3,000 00
The Third Way Foundation, Inc. Washington, DC 20003 <i>To support the Progressive Policy Institute</i>	5/10/2002	\$50,000 00
Thomas Aquinas College Santa Paula, CA 93060 <i>To support student financial aid</i>	4/10/2002	\$50,000 00
Toussaint Institute Fund New York, NY 10025 <i>To support general operations</i>	4/10/2002	\$10,000 00
TransCenter for Youth, Inc Milwaukee, WI 53205 <i>To support Public Achievement in Milwaukee</i>	9/10/2002	\$25,000 00
TransCenter for Youth, Inc. Milwaukee, WI 53205 <i>To support Public Achievement in Milwaukee</i>	11/15/2002	\$25,000 00
Tyme Out Youth Ministry Center Nashotah, WI 53058-9737 <i>To support general operations</i>	6/10/2002	\$3,000 00
U.S. ENGLISH Foundation Washington, DC 20006 <i>To support general operations</i>	12/13/2002	\$1,000 00
United Community Center Milwaukee, WI 53204 <i>To support the capital campaign</i>	4/10/2002	\$100,000 00
United Community Center Milwaukee, WI 53204 <i>To support the capital campaign</i>	12/16/2002	\$100,000 00

The Lynde and Harry Bradley Foundation, Inc. Grants Paid Calendar Year 2002

Note: Grants paid represent payments for religious, educational, or similar charitable purposes. Except as noted with the following legend, the organizations are public charities as described in sections 509(a)(1), (2), (3).

X Private foundations requiring expenditure accounting responsibility

XX Other grants requiring expenditure accounting responsibility

Form 990-PF
Part I, Line 25
and
Part XV, Item 3

RECIPIENT AND PURPOSE	DATE	AMOUNT
United Way of Greater Milwaukee, Inc. Milwaukee, WI 53212 <i>To support the capital campaign</i>	1/10/2002	\$25,000 00
Regents of the University of California Berkeley, CA 94720-1103 <i>To support the Bradley Graduate and Post Graduate Fellowship Program</i>	7/10/2002	\$15,000 00
Regents of the University of California Los Angeles, CA 90024-6503 <i>To support the Bradley Graduate and Post Graduate Fellowship Program</i>	7/26/2002	\$15,000 00
University of California-Los Angeles Los Angeles, CA 90024 <i>To support the Bradley Graduate and Post Graduate Fellowship Program</i>	11/15/2002	\$15,000 00
University of California San Diego Foundation La Jolla, CA 92093-0940 <i>To support the Marshall and Ann Stuart Orloff Chair of Surgery</i>	1/30/2002	\$2,000 00
The University of Chicago Chicago, IL 60637-1511 <i>To support the Stigler Center for the Study of the Economy and the State</i>	1/10/2002	\$56,250 00
The University of Chicago Chicago, IL 60637-2786 <i>To support the Program in Law and Economics</i>	1/10/2002	\$37,500 00
The University of Chicago Chicago, IL 60637-1511 <i>To support the Stigler Center for the Study of the Economy and the State</i>	3/6/2002	\$56,250 00
The University of Chicago Chicago, IL 60637 <i>To support the Bradley Graduate and Post Graduate Fellowship program</i>	7/10/2002	\$15,000 00
The University of Chicago Chicago, IL 60637 <i>To support the Bradley Graduate and Post Graduate Fellowship Program</i>	8/9/2002	\$15,000 00
The University of Chicago Chicago, IL 60637 <i>To support the Program in Law and Economics</i>	8/9/2002	\$40,000 00

The Lynde and Harry Bradley Foundation, Inc. Grants Paid Calendar Year 2002

Note: Grants paid represent payments for religious, educational, or similar charitable purposes. Except as noted with the following legend, the organizations are public charities as described in sections 509(a)(1), (2), (3).

X Private foundations requiring expenditure accounting responsibility

XX Other grants requiring expenditure accounting responsibility

Form 990-PF
Part I, Line 25
and
Part XV, Item 3

RECIPIENT AND PURPOSE	DATE	AMOUNT
The University of Chicago Chicago, IL 60637-1511 <i>To support the Stigler Center for the Study of the Economy and the State</i>	9/10/2002	\$75,000 00
The University of Chicago Chicago, IL 60637 <i>To support the Bradley Graduate and Post Graduate Fellowship Program</i>	11/15/2002	\$15,000 00
The University of Chicago Chicago, IL 60633 <i>To support general operations</i>	12/13/2002	\$5,000 00
The University of Chicago Chicago, IL 60637 <i>To support the Bradley Graduate and Post Graduate Fellowship Program</i>	12/16/2002	\$15,000 00
The University of Chicago Chicago, IL 60637 <i>To support the Bradley Graduate and Post Graduate Fellowship Program</i>	12/16/2002	\$15,000 00
The University of Michigan Ann Arbor, MI 48109-1234 <i>To support a conference by the Office of Tax Policy Research</i>	10/10/2002	\$35,000 00
University of Notre Dame Notre Dame, IN 46556 <i>To support the Bradley Graduate and Post Graduate Fellowship Program</i>	1/10/2002	\$30,000 00
University of Notre Dame Notre Dame, IN 46556 <i>To support the Bradley Graduate and Post Graduate Fellowship Program</i>	7/10/2002	\$15,000 00
University of Pennsylvania Philadelphia, PA 19104-6215 <i>To support the Bradley Graduate and Post Graduate Fellowship Program</i>	7/10/2002	\$15,000 00
University of Pennsylvania Philadelphia, PA 19104-6205 <i>To support the Bradley Graduate and Post Graduate Fellowship Program</i>	7/10/2002	\$15,000 00
University of Pennsylvania Philadelphia, PA 19104-6205 <i>To support the Bradley Graduate and Post Graduate Fellowship Program</i>	12/20/2002	\$15,000 00

The Lynde and Harry Bradley Foundation, Inc. Grants Paid Calendar Year 2002

Note: Grants paid represent payments for religious, educational, or similar charitable purposes. Except as noted with the following legend, the organizations are public charities as described in sections 509(a)(1) (2) (3).

Form 990-PF
Part I, Line 25
and
Part XV, Item 3

X Private foundations requiring expenditure accounting responsibility

XX Other grants requiring expenditure accounting responsibility

RECIPIENT AND PURPOSE	DATE	AMOUNT
University of Virginia Charlottesville, VA 22904-4195 <i>To support the Bradley Graduate and Post Graduate Fellowship Program</i>	9/10/2002	\$15,000 00
University of Virginia Charlottesville, VA 22904-4195 <i>To support the Bradley Graduate and Post Graduate Fellowship Program</i>	9/10/2002	\$15,000 00
University of Virginia Charlottesville, VA 22904-4195 <i>To support the Bradley Graduate and Post Graduate Fellowship Program</i>	9/10/2002	\$15,000 00
University of Wisconsin-Milwaukee Milwaukee, WI 53201-0413 <i>To support the Leonard Sorkin International Institute of Chamber Music</i>	8/9/2002	\$40,000 00
University of Wisconsin-Milwaukee Milwaukee, WI 53201-0742 <i>To support the Bradley Lecture Series and Public Policy Forum</i>	12/16/2002	\$40,000 00
University School of Milwaukee Milwaukee, WI 53217 <i>To support the June 1st celebration</i>	6/20/2002	\$1,000 00
Urban Anthropology, Inc. Milwaukee, WI 53202 <i>To support a documentary on Polish people in Milwaukee</i>	4/10/2002	\$15,000 00
URBI et ORBI Communications, Inc. New Hope, KY 40052 <i>To support general operations</i>	3/6/2002	\$80,000 00
URBI et ORBI Communications, Inc. New Hope, KY 40052 <i>To support general operations</i>	6/28/2002	\$55,000 00
URBI et ORBI Communications, Inc. New Hope, KY 40052 <i>To support various projects</i>	7/18/2002	\$35,000 00

The Lynde and Harry Bradley Foundation, Inc. Grants Paid Calendar Year 2002

Note: Grants paid represent payments for religious, educational, or similar charitable purposes. Except as noted with the following legend, the organizations are public charities as described in sections 509(a)(1), (2), (3).

- X Private foundations requiring expenditure accounting responsibility
- XX Other grants requiring expenditure accounting responsibility

Form 990-PF
Part I, Line 25
and
Part XV, Item 3

RECIPIENT AND PURPOSE	DATE	AMOUNT
The UWM Foundation, Inc. Milwaukee, WI 53201-0413 <i>To support the scholarship program for piano students, the Leonard Sorkin International Institute of Chamber Music, and Department of Music scholarship program</i>	1/10/2002	\$62,500 00
The UWM Foundation, Inc. Milwaukee, WI 53201 <i>To support the Odyssey Project's second year of operation</i>	4/10/2002	\$20,000 00
The UWM Foundation, Inc. Milwaukee, WI 53202 <i>To support general program activities</i>	7/18/2002	\$1,000 00
Very Special Arts Wisconsin, Inc. Madison, WI 53704 <i>To support general operations</i>	4/10/2002	\$10,000 00
Vision Unida Incorporated Milwaukee, WI 53204 <i>To support general operations</i>	2/20/2002	\$5,000 00
Volunteer Services for the Visually Handicapped, Inc Milwaukee, WI 53233-1436 <i>To support general operations</i>	6/10/2002	\$3,000 00
Washington Legal Foundation Washington, DC 20036 <i>To support general operations</i>	12/13/2002	\$10,000 00
Washington University St. Louis, MO 63130-4899 <i>To support the Bradley Graduate and Post Graduate Fellowship Program</i>	7/10/2002	\$15,000 00
The Westtown Association of Milwaukee, Inc. Milwaukee, WI 53203 <i>To support the 2002 St. Patrick's Day Parade</i>	2/20/2002	\$3,000 00
Wheelchair Recycling Program Madison, WI 53718 <i>To support general operations</i>	2/20/2002	\$5,000 00
Wilderness Inquiry, Inc. Minneapolis, MN 55414-1516 <i>To support general operations</i>	9/10/2002	\$2,000 00

The Lynde and Harry Bradley Foundation, Inc. Grants Paid Calendar Year 2002

Note: Grants paid represent payments for religious, educational, or similar charitable purposes. Except as noted with the following legend, the organizations are public charities as described in sections 509(a)(1) (2) (3)

X Private foundations requiring expenditure accounting responsibility

XX Other grants requiring expenditure accounting responsibility

Form 990-PF
Part I, Line 25
and
Part XV, Item 3

RECIPIENT AND PURPOSE	DATE	AMOUNT
Wilson Park Baseball Association Milwaukee, WI 53221 <i>To support general operations</i>	9/10/2002	\$1,000 00
Wisconsin Academic Decathlon Verona, WI 53593 <i>To support the 2002-2003 program</i>	6/10/2002	\$3,000 00
Wisconsin Association of Scholars Madison, WI 53706-1483 <i>To support general operations</i>	10/10/2002	\$12,500 00
Wisconsin Center for Academically Talented Youth, Inc Madison, WI 53713 <i>To support general operations and further development</i>	4/10/2002	\$140,000 00
Wisconsin Conservatory of Music, Inc. Milwaukee, WI 53202-6501 <i>To support tuition assistance</i>	9/10/2002	\$45,000 00
Wisconsin Conservatory of Music, Inc. Milwaukee, WI 53202-6501 <i>To support the capital campaign</i>	12/16/2002	\$10,000 00
Wisconsin Council of Religious and Independent Schools Madison, WI 53719 <i>To support the legal representation of schools participating in the Milwaukee Parental Choice Program</i>	7/10/2002	\$20,000 00
Wisconsin Evangelical Lutheran Synod Milwaukee, WI 53226 <i>To support neighborhood development</i>	4/10/2002	\$50,000 00
Wisconsin Evangelical Lutheran Synod Milwaukee, WI 53226 <i>To support neighborhood development</i>	9/10/2002	\$50,000 00
Wisconsin Foundation for Independent Colleges, Inc. Milwaukee, WI 53202-4100 <i>To support general operations</i>	12/16/2002	\$25,000 00
Wisconsin Policy Research Institute, Inc Mequon, WI 53092 <i>To support general operations for 2002-2003</i>	4/16/2002	\$200,000 00

The Lynde and Harry Bradley Foundation, Inc.

Grants Paid Calendar Year 2002

Note: Grants paid represent payments for religious, educational, or similar charitable purposes. Except as noted with the following legend, the organizations are public charities as described in sections 509(a)(1) (2) (3).

X Private foundations requiring expenditure accounting responsibility

XX Other grants requiring expenditure accounting responsibility

Form 990-PF
Part I, Line 25
and
Part XV, Item 3

RECIPIENT AND PURPOSE	DATE	AMOUNT
Wisconsin Policy Research Institute, Inc. Mequon, WI 53092 <i>To support a study of consolidated local government</i>	4/22/2002	\$10,000 00
Wisconsin Policy Research Institute, Inc. Mequon, WI 53092 <i>To support general operations for 2002-2003</i>	10/30/2002	\$200,000 00
Wisconsin Speedskating Association Port Washington, WI <i>To support general operations</i>	12/16/2002	\$1,000 00
WisconsinEye Public Affairs Network, Inc. Madison, WI 53701 <i>To support efforts to provide citizens with access to their government via technology</i>	3/12/2002	\$250,000 00
WisconsinEye Public Affairs Network, Inc. Madison, WI 53701 <i>To support the capital campaign</i>	12/16/2002	\$100,000 00
Women's Freedom Network Washington, DC 20016 <i>To support general operations</i>	4/10/2002	\$20,000 00
Woodlands School, Inc. Milwaukee, WI 53024 <i>To support general operations</i>	2/20/2002	\$3,000 00
Woodrow Wilson International Center for Scholars Washington, DC 20004-3027 <i>To support The Wilson Quarterly magazine</i>	4/10/2002	\$15,000 00
Word of Hope Ministries, Inc. Milwaukee, WI 53210 <i>To support general operations</i>	3/6/2002	\$25,000 00
Work for Wisconsin, Inc. Milwaukee, WI 53203-2306 <i>To support the Skilled Industrial Trades Recruitment & Retention (SITRR) Program</i>	9/10/2002	\$40,000 00

The Lynde and Harry Bradley Foundation, Inc. Grants Paid Calendar Year 2002

Note: Grants paid represent payments for religious, educational, or similar charitable purposes. Except as noted with the following legend, the organizations are public charities as described in sections 509(a)(1), (2), (3).

X Private foundations requiring expenditure accounting responsibility

XX Other grants requiring expenditure accounting responsibility

Form 990-PF
Part I, Line 25
and
Part XV, Item 3

RECIPIENT AND PURPOSE	DATE	AMOUNT
Yeshiva Elementary School Milwaukee, WI 53216 <i>To support scholarship supplements</i>	2/20/2002	\$5,000 00
Young America's Foundation Herndon, VA 22070 <i>To support general operations</i>	12/13/2002	\$2,500 00
Young Mens Christian Association of Metropolitan Milwaukee Milwaukee, WI 53203-2601 <i>To support the capital campaign</i>	12/16/2002	\$50,000 00
X Youth and Aviation, Inc. Milwaukee, WI 53209 <i>To support general operations</i>	11/15/2002	\$2,500 00
Zoological Society of Milwaukee County Milwaukee, WI 53202 <i>To support general operations</i>	4/10/2002	\$50,000 00
Grand Total		<u>\$28,079,468 00</u>
Prior Year Grant Refund Receivable		<u>(\$51,976 00)</u> <u>\$28,027,492 00</u>

The Lynde and Harry Bradley Foundation, Inc.

EIN 39-6037928

Investments

990-PF Part II, Line 2

Savings and Temporary Cash Investments

December 31, 2002

	<u>TAX COST</u>	<u>MARKET VALUE</u>	<u>REFERENCE</u>
<i>Cash and Cash Equivalents</i>			
Northern Trust Company Custodian	75,606 97	72,807 72	<i>page 218</i>
Northern Trust Company Custodian	2,961,616 17	2,963,695 30	<i>page 219</i>
Legacy Bank CD	260,608 78	260,608 78	
Grant Checking (Outstanding Checks)	(774,630 00)	(774,630 00)	
<i>Short Term Investments</i>			
Northern Trust Company Custodian	10,607,315 88	10,607,315 88	<i>page 217</i>
Adjustments			
Deposits in Transit			
Pending Purchases			
Total Savings and Temporary Cash Investments	<u>\$13,130,517.80</u>	<u>\$13,129,797.68</u>	

The Lynde and Harry Bradley Foundation, Inc.

EIN- 39-6037928

Investments

990-PF Part II, Line 10b

Corporate Stock

December 31, 2002

<u>Description</u>	<u>Tax Cost</u>	<u>Fair Market Value</u>	<u>Reference</u>
Preferred Stock:			
Northern Trust Company	298,118 76	348,981 54	page 202
Sub - Total	<u>298,118 76</u>	<u>348,981 54</u>	
Common Stock			
Northern Trust Company	283,129,869 36	266,239,097 89	page 150
Interest in Acacia Institutional Partners	74,391,218 01	97,582,747 29	page 149
Northern Trust Company - Unit Trust Equity	6,031,672 71	5,284,628 21	page 203
	<u>363,552,760 08</u>	<u>369,106,473 39</u>	
Corporate Convertible Bonds			
Northern Trust Company	841,017 54	665,855 00	page 202
Corporate Convertible Equity			
Northern Trust Company	1,017,855 79	1,070,465 84	page 202
Sub - Total	<u>1,858,873 33</u>	<u>1,736,320 84</u>	
Total Corporate Stock	<u>\$365,709,752.17</u>	<u>\$371,191,775.77</u>	
	page 90	page 90	

The Lynde and Harry Bradley Foundation, Inc.
 EIN-39-6037928
 Investments
 990-PF Part II, Lines 13
 Limited Partnerships
 December 31, 2002

<u>Description</u>	<u>Tax Cost</u>	<u>Fair Market Value</u>	
Limited Partnerships			
Northern Trust Company Custodian	124,797,407 41	157,642,626 97	<i>page 214</i>
	<hr/>	<hr/>	
	124,797,407 41	157,642,626 97	
Reclass Acacia per Northern Trust Company	(47,484,319 96)	(97,582,747 00)	<i>page 148</i>
Reclass TCW High Yield	(424,742 37)	0 06	
Adjustments per partnerships	60,642 05		
Difference between book and tax basis	(7,536,528 97)	(7,536,528 97)	
Valuation reserve		(1,200,000 00)	
Sub-Total Limited Partnerships	<hr/>	<hr/>	
	69,412,458 16	51,323,351 06	
Other Investments			
Dividend Growth Fund	29,288 79	29,288 79	
Vanguard Fund	10,903 46	10,903 46	
Legacy Bancorp	250,000 00	250,000 00	
Sub-Total Other Investments	<hr/>	<hr/>	
	290,192 25	290,192.25	
Total Limited Partnerships and Other Investments	<hr/>	<hr/>	
	\$69,702,650 41	\$51,613,543 31	
	<i>page 91</i>	<i>page 91</i>	

◆ Asset Detail - Base Currency

Description/Asset ID		Accrued	Market value	Cost	Unrealized gain/loss		Total
Shares/PAR value	Local market price	Income/expense			Market	Translation	
Equities							
Common stock							
1ST HLTH GROUP CORP COM	CU'SIP 320960107 27 400 00 24 3500000	0 00	887,190 00	644 368 14	22,821 88	0 00	22,821 88
1ST REP BK SAN FRAN CAL COM	CUSIP 338158100 2 850 00 18 8000000	0 00	58,971 50	59,348 51	- 2,375 01	0 00	- 2,375 01
1ST ST BANCORPORATION COM	CUSIP 338453105 2,600 00 24 8000000	0 00	64 480 00	59,412 04	5 067 98	0 00	5,067 98
Total USD		309,229 15	203,273,262 86	218,540,781 93	- 15,267,519 07	0 00	- 15,267,519 07
Total United States		309,229 15	203,273,262 86	218,540,781 93	- 15,267,519 07	0 00	- 15,267,519 07
Total Common Stock		383,469 41	<u>268,239,097.88</u>	283,787,349.48	- 20,338,659 65	2,781,408 08	- 17,558,251.59
Preferred stock			<i>page 148</i>	<i>(667,480.12) Barclay's Adjustment for mgr Cost.</i>			
Australia - USD				<u>283,129,869.36</u>			
ADR NEWS CORP LTD SPONSORED ADR REPSTG PFD LTD		CUSIP 852487802		<i>page 148</i>			
9,750 00	22 8500000	0 00	220,837 50	168,095 59	54,741 91	0 00	54 741 91
Total USD		0 00	220,837 50	168,095 59	54,741 91	0 00	54,741 91
Total Australia		0 00	220,837 50	168,095 59	54,741 91	0 00	54,741 91
Brazil - USD							
ADR COMPANHIA VALE DO RIO DOCE SPONSORED ADR REPSTG 250 PFD	SEDOL 2933900						
4,000 00	27 5000000	0 00	110,000 00	113 772 20	- 3,772 20	0 00	- 3 772 20
Total USD		0 00	110,000 00	113,772 20	- 3,772 20	0 00	- 3,772 20
Total Brazil		0 00	110,000 00	113,772 20	- 3,772 20	0 00	- 3,772 20
Germany - EUR							
RWE AG (NEU) NPV 'A'	SEDOL 4768982						
700 00	24 7000000	0 00	18,144 04	18,250 97	- 385 02	278 09	- 108 93
Total EUR		0 00	18,144 04	18,250 97	- 385 02	278 09	- 108 93

Portfolio Statement

31 DEC 2002

Account number: BDFALL
Account Name: ALLY BRADLEY-EDN ACCTS

Page 60 of 95

◆ Asset Detail - Base Currency

Description/Asset ID Shares/PAR value	Local market price	Accrued Income/expense	Market value	Cost	Unrealized gain/loss		Total
					Market	Translation	
<i>Equities</i>							
Common stock							
WATERS CORP COM CUSIP 941848103 6 400 00 21 7800000		0 00	139 392 00	131 832 84	7 559 16	0 00	7,559 16
WEATHERFORD INTL LTD SEDOL 2982421 6,400 00 39 9300000		0 00	255 552 00	330 216 00	74 664 00	0 00	- 74,664 00
WEBSTER FNCL CORP WATERBURY CONN COM CUSIP 947890109 2,200 00 34 8000000		0 00	76,560 00	58,560 37	17 999 63	0 00	17 999 63
WEINGARTEN RLTY INVS COM CUSIP 948741103 15 300 00 36 8600000		0 00	583,858 00	529,688 49	34,269 51	0 00	34,269 51
WELLS FARGO & CO NEW COM STK SEDOL 2649100 15,000 00 46 8700000		0 00	703,050 00	643 205 05	59 844 95	0 00	59,844 95
WEST CORP COM CUSIP 952355105 11,075 00 16 6000000		0 00	183 845 00	264 450 85	- 80 605 65	0 00	- 80 605 65
WESTN WIRELESS CORP CL A CUSIP 95988E204 22 500 00 5 3000000		0 00	119,250 00	407,319 89	- 288,069 69	0 00	- 288,069 69
WOODHEAD INDS INC COM CUSIP 978438108 5,700 00 11 3000000		0 00	64,410 00	88,923 01	- 34,513 01	0 00	- 34,513 01
XIL/INX INC COM SEDOL 2985677 28 300 00 20 6000000		0 00	541 780 00	607,574 50	- 65,794 50	0 00	- 65,794 50
XL CAP LTD S/S A SEDOL 2283401 6 000 00 77 2500000		0 00	466,590 00	117 900 80	348,689 20	0 00	348,689 20
XTO ENERGY INC COM CUSIP 98385X106 13 800 00 24 7000000		138 00	340,860 00	185 120 75	155,739 25	0 00	155,739 25
YORK INTL CORP NEW COM CUSIP 986670107 7,200 00 25 5700000		0 00	184 104 00	189 510 50	- 5 406 50	0 00	- 5,406 50
ZIONS BANCORP COM CUSIP 989701107 6,700 00 39 3490000		0 00	283,636 30	283 572 51	65 79	0 00	65 79
1-800 FLOWERS COM INC CL A COM STK CUSIP 88243Q108 32,000 00 6 2500000		0 00	200 000 00	134 342 73	65 657 27	0 00	65,657 27
1ST ESSEX BANCORP INC COM CUSIP 320103104 4,800 00 33 4000000		1,152 00	183,660 00	100,084 80	83 575 20	0 00	83 575 20

151

Asset Detail - Base Currency

Description/Asset ID Shares/PAR value Local market price Accrued Market value Cost Market Translation Total

Equities

Common stock

UTD RENTALS INC COM CUSIP 91183108	48,550 00	10 7600000	0 00	533,158 00	1 166 838 88	- 633 680 88	0 00	- 633 680 88	
UTD TECHNOLOGIES CORP COM SEDOL 2915500	11,100 00	61 9400000	0 00	687,534 00	588,190 37	89,343 63	0 00	89,343 63	
UTSTARCOM INC COM CUSIP 918078100	18 800 00	19 8300000	0 00	372,804 00	363,485 82	9,308 18	0 00	9,308 18	
VAL NATL BANCORP COM CUSIP 918794107	3,762 00	26 3700000	848 45	89,203 94	79,811 87	18,392 07	0 00	18,392 07	
VARCO INTL INC DEL COM CUSIP 922122108	8,100 00	17 4000000	0 00	106,140 00	118,302 41	- 12,162 41	0 00	- 12,162 41	
VENTAS INC COM CUSIP 92276F100	18 900 00	11 4500000	0 00	218 405 00	207,800 00	8,505 00	0 00	8,505 00	
VERITAS SOFTWARE CORP COM SEDOL 2833751	19,400 00	15 6200000	0 00	303 028 00	312,584 02	- 9,538 02	0 00	- 9,538 02	
VERIZON COMMUNICATIONS COM CUSIP 92343V104	4,100 00	38 7500000	0 00	158,875 00	286,228 58	- 107,353 58	0 00	- 107,353 58	
VIACOM COM CL B CUSIP 925524308	3,300 00	40 7800000	0 00	134,508 00	173,011 74	- 38,503 74	0 00	- 38,503 74	
VISHAY INTERTECHNOLOGY INC COM CUSIP 928288108	18,800 00	11 1800000	0 00	210,184 00	286,179 65	- 75,995 65	0 00	- 75,995 65	
VISTACARE INC CL A COM CUSIP 92839Y109	1,775 00	16 0100000	0 00	28,417 75	21,300 00	7,117 75	0 00	7,117 75	
VORNADO RLTY TR COM CUSIP 929042108	18,800 00	37 2000000	0 00	738,580 00	768,082 00	- 31,532 00	0 00	- 31,532 00	
WA MUT INC COM SEDOL 2942188	54,450 00	34 5300000	0 00	1,880 158 50	1,188,843 58	691,514 92	0 00	691,514 92	
WAL-MART STORES INC COM SEDOL 2938921	32,800 00	50 5100000	2 445 00	1,646,826 00	612 858 75	1,033,869 25	0 00	1,033,869 25	
WALGREEN CO COM CUSIP 931422108	32,500 00	29 1800000	0 00	948 675 00	175,818 88	772 856 14	0 00	772 856 14	

The Northern Trust Company

Generated by The Northern Trust Company from periodic data on 14 Jan 03

Unrealized gain/loss

Description/Asset ID Shares/PAR value Local market price Accrued Income/expense Market value Cost Market Translation Unrealized gain/loss Total

Equities

Common stock

TOYS R US INC (HOLDING COMPANY) CUSIP 882335100	20,700 00	10 0000000	0 00	207 000 00	331 526 51	- 124 526 51	0 00	- 124 526 51
TRACTOR SUP CO COM CUSIP 892358108	2,200 00	37 6000000	0 00	82,720 00	95 126 66	- 12,406 66	0 00	- 12,406 66
TRANSOCEAN INC SEDOL 2821287	8,000 00	23 2000000	0 00	185,600 00	277,884 80	- 92,084 80	0 00	- 92,084 80
TRIAD GTY INC CUSIP 895925105	1,375 00	38 8600000	0 00	50 682 50	57 232 37	- 6 549 87	0 00	- 6 549 87
TRIAD HOSPS INC COM ISIN US89579K1097 CUSIP 89579K109	8,900 00	29 8300000	0 00	265 487 00	239 897 31	25,589 69	0 00	25,589 69
TRIPEC PPTYS INC COM CUSIP 89687P107	11,200 00	9 3900000	0 00	105 168 00	142,476 08	- 37 308 08	0 00	- 37,308 08
TWEETER HOME ENTMT GROUP INC COM CUSIP 901167108	27,000 00	5 8600000	0 00	158 220 00	188 567 16	- 30,347 16	0 00	- 30,347 16
TYCO INTL LTD NEW COM SEDOL 2038010	18,600 00	17 0800000	207 50	283,528 00	327,168 85	- 43,640 85	0 00	- 43,640 85
UN PAC CORP COM CUSIP 807818108	10,100 00	59 8700000	2,323 00	604 687 00	560,798 98	43,888 04	0 00	43,888 04
UNISYS CORP COM CUSIP 809214108	19,800 00	9 8000000	0 00	196 020 00	214,207 96	- 18,187 96	0 00	- 18,187 96
UNITED DOMINION REAL ESTATE COM CUSIP 810197102	22 300 00	16 3800000	0 00	364,828 00	277,358 33	87,469 67	0 00	87,469 67
UNITED PARCEL SVC INC CL B CUSIP 911312106	5 000 00	83 0800000	850 00	315 400 00	310 300 00	5,100 00	0 00	5,100 00
UNOCAL CORP COM SEDOL 2814273	22,500 00	30 5800000	0 00	688,050 00	771 935 02	- 83,885 02	0 00	- 83,885 02
USA INTERACTIVE COM STK SEDOL 2811138	24 300 00	22 9200000	0 00	556 956 00	504,786 24	52,169 76	0 00	52,169 76
UTD CAP CORP COM CUSIP 809912107	2,000 00	35 4000000	0 00	70 800 00	51,385 77	19,414 23	0 00	19,414 23

Asset Detail - Base Currency

Description/Asset ID Local market price Accrued Income/expense Market value Cost Market Translation Total

Equities

Common stock

SUNRISE ASSISTED LIVING INC COM CUSIP 86768K106	6.575 00	24 8900000	0.00	163,651.75	173,345.27	- 9,693.52	0.00	- 9,693.52
SUPERIOR INDS INTL INC COM CUSIP 868168105	4.700 00	41 3600000	0.00	184,392.00	216,602.98	- 22,210.98	0.00	- 22,210.98
SWIFT TRANSN INC COM CUSIP 870758103	15.200 00	20 0180000	0.00	304,273.60	262,330.62	41,942.98	0.00	41,942.98
SYMBOL TECHNOLOGIES INC COM CUSIP 871508107	25,800 00	8 2200000	0.00	212,076.00	213,576.92	- 1,500.92	0.00	- 1,500.92
TALBOTS INC COM CUSIP 874161102	7,100 00	27 5300000	0.00	195,463.00	226,784.12	- 31,321.12	0.00	- 31,321.12
TEAM INC COM CUSIP 878155100	11,400 00	7 7500000	0.00	88,350.00	97,374.47	- 9,024.47	0.00	- 9,024.47
TEKTRONIX INC COM CUSIP 879131100	11,800 00	18 1800000	0.00	214,642.00	252,631.08	- 37,989.08	0.00	- 37,989.08
TEL & DATA SYS INC COM STK NEW CUSIP 878433100	3 900 00	47 0200000	0.00	183,378.00	349,894.46	- 166,616.46	0.00	- 166,616.46
TELEDYNE TECHNOLOGIES INC COM CUSIP 879380105	12,000 00	15 6800000	0.00	188,160.00	183,205.49	4,954.52	0.00	4,954.52
TELIK INC COM STK CUSIP 87959M109	200 00	11 6600000	0.00	2,332.00	2,300.00	32.00	0.00	32.00
TERADYNE INC COM SEDOL 2884183	58,100 00	13 0100000	0.00	755,881.00	1,276,881.96	- 522,880.96	0.00	- 522,880.96
TEXTRON INC COM CUSIP 883203101	8,535 00	42 8900000	3,098.87	409,809.65	400,434.31	9,475.34	0.00	9,475.34
THORNBURG MTG INC COM CUSIP 885218107	8,775 00	20 1000000	5,133.37	176,377.50	175,412.02	965.48	0.00	965.48
TMP WORLDWIDE INC COM SEDOL 2882045	19,500 00	11 3100000	0.00	220,545.00	521,360.75	- 300,815.75	0.00	- 300,815.75
TOWER AUTOMOTIVE INC COM CUSIP 891707101	23,200 00	4 5000000	0.00	104,400.00	221,408.68	- 117,008.68	0.00	- 117,008.68

Unrealized gain/loss

Portfolio Statement

31 Dec 2002

Account number: BDFALF
Account Name: ALL BRADLEY FDN ACCTS

Asset Detail - Base Currency

Unrealized gain/loss _____

Description/Asset ID Shares/PAR value Local market price Accrued Income/expense Market value Cost Market Translation Total

Equities

Common stock

SPRINT CORP COM SEDOL 2822447	80,300 00	14 4800000	0 00	873,144 00	736,771 33	136,372 67	0 00	136 372 67
SPRINT CORP PCS COM SER 1 SEDOL 2312781	189 100 00	4 3800000	0 00	828 258 00	2,051,485 25	- 1,223 227 25	0 00	- 1,223 227 25
ST JOE CO COM CUSIP 790148100	1 100 00	30 0000000	0 00	33 000 00	31 800 00	1,100 00	0 00	1,100 00
ST MARY LD & EXPL CO COM CUSIP 792228108	3,500 00	25 0000000	0 00	87,500 00	90,607 69	- 3,107 69	0 00	- 3,107 69
STA CASINOS INC COM CUSIP 857689103	3,800 00	17 7000000	0 00	69,030 00	68,194 81	2,835 39	0 00	2,835 39
STAPLES INC COM CUSIP 855030102	17 945 00	18 3000000	0 00	328 393 50	292,684 74	35,728 76	0 00	35 728 76
STARWOOD HOTELS & RESORTS WORLDWIDE INC PAIRED CTF 1 CL B SH BEN INT STARWOOD SEDOL 2371438	42 100 00	23 7400000	35,364 00	899 454 00	1,095 264 50	- 95 810 50	0 00	- 95,810 50
STD PAC CORP NEW COM CUSIP 85375C101	3,500 00	24 7500000	0 00	86 625 00	118 192 45	- 31,567 45	0 00	- 31,567 45
STEEPCASE INC CL A COM CUSIP 858155203	20,700 00	10 9600000	1,242 00	226 872 00	289 680 44	- 62,808 44	0 00	- 62,808 44
STERICYCLE INC COM CUSIP 858912108	6,500 00	32 3780000	0 00	210 463 50	214 047 15	- 3,583 65	0 00	- 3,583 65
STERIS CORP COM CUSIP 859152100	2 500 00	24 2500000	0 00	60,625 00	58 663 85	1 961 15	0 00	1 961 15
STERLING BANCORP COM CUSIP 859158107	4 181 00	28 3200000	0 00	109 517 52	82,322 04	47,185 48	0 00	47,185 48
STEWART INFORMATION SVCS CORP COM CUSIP 880372101	7,600 00	21 3900000	0 00	162,564 00	127,814 43	34,749 57	0 00	34,749 57
SUN COMMUNITIES INC COM CUSIP 866674104	10,400 00	36 5700000	0 00	380,328 00	356 443 43	23,884 57	0 00	23,884 57
SUNOCO INC COM CUSIP 86764P108	8,410 00	33 1800000	0 00	279 043 80	284,885 87	- 5,842 07	0 00	- 5,842 07

The Northern Trust Company

Generated by The Northern Trust Company from periodic data on Jan 03

551

◆ Asset Detail - Base Currency

Description/Asset ID		Accrued			Unrealized gain/loss		
Shares/PAR value	Local market price	Income/expense	Market value	Cost	Market	Translation	Total
<i>Equities</i>							
Common stock							
SCP POOL CORP COM	CUSIP 784028102 12,375 00 29 2000000	0 00	381,350 00	387,554 18	- 26,204 18	0 00	- 28,204 18
SCRIPPS EW INC NEW CL A COM	CUSIP 811054204 4,600 00 76 8500000	0 00	353,970 00	259,593 50	94,376 50	0 00	94,376 50
SCS TRANSN INC COM	CUSIP 81111T102 28 600 00 8 8100000	0 00	283,428 00	219,445 71	63,982 29	0 00	63,982 29
SEROLOGICALS CORP COM	CUSIP 817523103 3 600 00 11 0000000	0 00	38,800 00	48,818 48	- 9,218 48	0 00	- 9,218 48
SICOR INC COM	CUSIP 825846108 17 200 00 15 8500000	0 00	272,820 00	275,772 81	- 3,152 81	0 00	- 3,152 81
SILICON VAL BANCSHARES COM N P	CUSIP 827064108 8,000 00 18 2500000	0 00	148,000 00	159,208 82	- 13,208 82	0 00	- 13,208 82
SIMON PPTY GROUP INC COM	CUSIP 828806109 34,800 00 34 0700000	0 00	1,185 838 00	888,548 17	297,087 83	0 00	297,087 83
SLM CORP COM	SEDOL 2101887 8,000 00 103 8800000	0 00	834,740 00	308,527 02	628,212 88	0 00	628,212 88
SMUCKER J M CO COM NEW	CUSIP 832698405 268 00 39 8100000	0 00	10,588 48	2,558 77	8,030 89	0 00	8,030 89
SONIC AUTOMOTIVE INC CL A	CUSIP 83545G102 20,275 00 14 8700000	0 00	301 489 25	515,882 28	- 214,373 03	0 00	- 214,373 03
SOUTHN FINL BANCORP INC COM	CUSIP 842870107 2,700 00 30 1000000	0 00	81,270 00	81 283 28	- 13 28	0 00	- 13 28
SOUTHTRUST CORP COM	CUSIP 844730101 11,500 00 24 8500000	1,853 00	285,775 00	305,531 52	- 19,756 52	0 00	- 19,756 52
SPECTRUM CTL INC COM	CUSIP 847615101 8,300 00 5 2500000	0 00	43,575 00	74,868 28	- 31,293 28	0 00	- 31,293 28
SPINNAKER EXPL CO COM	CUSIP 84855W109 12,800 00 22 0500000	0 00	282,240 00	388,572 50	- 86,332 50	0 00	- 86 332 50
SPORTSMANS GUIDE INC COM NEW	CUSIP 848907200 10,800 00 7 0000000	0 00	75,800 00	59,724 38	15,875 64	0 00	15,875 64

Portfolio Statement

31 Dec 2002

Account number: BDFALL
 Account name: ALR BRADLEY FDN ACCT

Asset Detail - Base Currency

Page 54 of 95
 Unrealized gain/loss

Description/Asset ID Shares/PAR value Local market price Income/expense Accrued Market value Market value Cost Market Translation Total

Equities

Common stock

ROBERT HALF INTL INC COM SEDOL 2110703	10,500 00	16 1100000	0 00	169 155 00	285 095 67	- 115,940 67	0 00				- 115,940 67
ROGERS CORP COM CUSIP 775133101	4 300 00	22 2500000	0 00	95 675 00	117 176 74	- 21,501 74	0 00				- 21,501 74
ROHM & HAAS CO COM CUSIP 775371107	3 500 00	32 4800000	0 00	113 680 00	116 128 25	2,448 25	0 00				2,448 25
ROWAN COMPANIES INC COM CUSIP 779382100	4,900 00	22 7000000	0 00	111,230 00	105,998 94	5,231 06	0 00				5,231 06
RPC ENERGY SVCS INC COM CUSIP 749860108	10,000 00	11 6000000	0 00	116 000 00	112,782 16	3,217 84	0 00				3,217 84
RYLAND GROUP INC COM CUSIP 783764103	5,100 00	33 3500000	0 00	170,085 00	222,615 00	- 52,530 00	0 00				- 52,530 00
S W WTR CO COM CUSIP 845311107	2,461 00	13 9125000	156 22	34,238 66	25 558 46	8,680 20	0 00				8,680 20
S W AIRL CO COM CUSIP 844741108	17,650 00	13 9000000	79 42	245 335 00	239 347 53	5 987 47	0 00				5 987 47
SAFETY INS GROUP INC COM CUSIP 788481100	3,900 00	14 3800000	0 00	56,082 00	47,298 53	8 783 47	0 00				8,783 47
SAGA COMMUNICATIONS INC CUSIP 78698102	12,275 00	19 0000000	0 00	233,225 00	170,084 38	63,140 62	0 00				63,140 62
SANDISK CORP COM CUSIP 80004C101	7,300 00	20 3000000	0 00	148 180 00	142 904 63	5 285 37	0 00				5,285 37
SANGSTAT MED CORP COM CUSIP 801003104	4 500 00	11 3000000	0 00	50,850 00	80 574 53	- 39,724 53	0 00				- 39,724 53
SAXON CAP INC COM CUSIP 80556P302	7,414 00	12 5100000	0 00	92 749 14	112,879 45	- 18,930 31	0 00				- 18,930 31
SBC COMMUNICATIONS INC COM CUSIP 78387G103	21,200 00	27 1100000	0 00	574 732 00	880,352 27	- 305,620 27	0 00				- 305,620 27
SCHLUMBERGER LTD COM ISIN AN808871088 SEDOL 2779201	9,700 00	42 0800000	1,818 75	408,273 00	447,659 30	- 38 385 30	0 00				- 38,385 30

251

851

Description/Asset ID	Local market price	Accrued Income/expense	Market value	Cost	Market	Translation	Total
PROCTER & GAMBLE CO COM CUSIP 742718108	13 300 00	85 8400000	1,143 002.00	324 231 81	818,770 19	0 00	818,770 19
PROLOGIS CUSIP 743410102	52,400 00	25 1500000	1,317,860 00	1,077,452 68	240,407 32	0 00	240,407 32
PROTECTIVE LIFE CORP COM CUSIP 743874103	9,500 00	27 5200000	281,440 00	283,513 73	- 32,073 73	0 00	- 32,073 73
PSS WORLD MED INC COM CUSIP 69368A100	40,500 00	8 8400000	277,020 00	232,460 42	44,559 58	0 00	44,559 58
PUB STORAGE INC COM CUSIP 74460D108	18,500 00	32 3100000	597,735 00	451,144 68	146,590 34	0 00	146,590 34
PULTE HOMES INC COM CUSIP 745867101	4 400 00	47 8700000	210,628 00	222,751 83	- 12,123 83	0 00	- 12,123 83
QUALCOMM INC COM SEDOL 2714823	18,500 00	38 3900000	709,605 00	558,143 35	151,461 65	0 00	151,461 65
QUIXOTE CORP COM CUSIP 749058107	4,300 00	18 0600000	77,658 00	78 368 38	- 710 38	0 00	- 710 38
REGAL ENTM GROUP CL A CUSIP 758768109	3,400 00	21 4200000	72,828 00	75 513 60	- 2,685 60	0 00	- 2,685 60
REGENCY CTRS CORP COM CUSIP 758848103	2,000 00	32 4000000	64,800 00	36,588 10	28,211 90	0 00	28,211 90
RELIANCE STL & ALUM CO COM CUSIP 759509102	10 800 00	20 8400000	227,158 00	253 439 05	- 26 283 05	0 00	- 26,283 05
RENAL CARE GROUP INC COM CUSIP 759830100	8,800 00	31 6400000	278,432 00	282,894 23	- 4 462 23	0 00	- 4,462 23
RENT A CTR INC NEW COM CUSIP 76008N100	18,300 00	48 8500000	914,085 00	907,311 96	6,773 04	0 00	6,773 04
RIMAGE CORP COM CUSIP 768721104	3,300 00	8 1190000	26,792 70	32,847 64	- 6,155 14	0 00	- 6,155 14
ROBBINS & MYERS INC COM CUSIP 770186103	3,100 00	18 4000000	57,040 00	70,116 52	- 13,076 52	0 00	- 13,076 52

Common stock

Equities

Unrealized gain/loss

Asset Detail - Base Currency



Portfolio Statement

31 DEC 2002

Account number BDFALL
Account Name ALL BRADLEY FDN ACCTS

Page 52 of 95

Asset Detail - Base Currency

Description/Asset ID Shares/PAR value	Local market price	Accrued Income/expense	Market value	Cost	Unrealized gain/loss		Total
					Market	Translation	
Equities							
Common stock							
PIONEER NAT RES CO COM STK 5,000 00	CUSIP 723787107 25 2500000	0 00	126,250 00	122,734 67	3 515 33	0 00	3 515 33
PLEXUS CORP COM 20,900 00	CUSIP 729132100 8 7800000	0 00	183,502 00	376 658 89	- 193,156 89	0 00	- 193,156 89
PLUM CREEK TIMBER CO INC COM 10,000 00	CUSIP 729251108 23 8000000	0 00	236 000 00	228 283 21	8,716 79	0 00	8,716 79
PMC SIERRA INC COM 37 100 00	SEDOL 2807482 5 5600000	0 00	206 276 00	584 921 49	- 378 645 49	0 00	- 378 645 49
PMI GROUP INC COM 7,700 00	SEDOL 2704032 30 0400000	192 50	231,308 00	204,281 06	27 026 94	0 00	27,026 94
POGO PROD CO COM 1,200 00	CUSIP 730448107 37 2500000	0 00	44,700 00	44,117 64	582 36	0 00	582 36
POLO RALPH LAUREN CORP CL A 13,700 00	CUSIP 731572103 21 7600000	0 00	298 112 00	288,883 88	29,228 02	0 00	29,228 02
POLYCOM INC COM 18,400 00	SEDOL 2693420 9 5200000	0 00	175,168 00	382,538 33	- 207,370 33	0 00	- 207 370 33
PORTFOLIO RECOVERY ASSOCS INC COM 700 00	CUSIP 73840Q105 18 2510000	0 00	12 775 70	9 805 36	2,970 34	0 00	2,970 34
PRAXAIR INC COM 6,800 00	CUSIP 74005P104 57 7700000	0 00	392,836 00	258 861 61	135 974 39	0 00	135,974 39
PRE PAID LEGAL SVCS INC COM 2,275 00	CUSIP 740085107 26 2000000	0 00	59,605 00	55 594 04	4 010 96	0 00	4,010 96
PRENTISS PPTYS TR SH BEN INT REIT 14 200 00	CUSIP 740706108 28 2800000	7,952 00	401,576 00	289 105 66	102 470 34	0 00	102,470 34
PRIDE INTL INC DEL COM 25,300 00	CUSIP 74153Q102 14 9000000	0 00	376 970 00	537 382 47	- 160 412 47	0 00	- 160 412 47
PRIME MED SVCS INC NEW COM 15 000 00	CUSIP 74156D108 8 6700000	0 00	130,050 00	102,108 74	27 941 26	0 00	27 941 26
PROASSURANCE CORP COM 1 600 00	CUSIP 74267C108 21 0000000	0 00	33,600 00	28 480 00	7 120 00	0 00	7 120 00

159

◆ Asset Detail - Base Currency

Description/Asset ID		Accrued Income/expense	Market value	Cost	Unrealized gain/loss		Total
Shares/PAR value	Local market price				Market	Translation	
<i>Equities</i>							
Common stock							
PALM HBR HOMES INC COM	CUSIP 696839103						
4,400 00	17 4700000	0 00	78,888 00	98,538 28	- 22,670 28	0 00	- 22,670 28
PARTNERRE HLDG LTD COM STK	SEDOL 2671932						
2,800 00	51 8200000	0 00	145 098 00	135,158 00	9,940 00	0 00	9,940 00
PATTERSON-UTI ENERGY INC COM	CUSIP 703491101						
3 200 00	30 1700000	0 00	86,544 00	92,144 92	4,399 08	0 00	4,399 08
PEC SOLUTIONS INC COM STK	CUSIP 705107100						
800 00	29 8000000	0 00	28,910 00	27,219 08	- 309 08	0 00	- 309 08
PEDIATRIX MED GROUP COM	CUSIP 705324101						
13 175 00	40 0600000	0 00	527,790 50	541,779 08	- 13,988 58	0 00	- 13,988 58
PENFORD CORP COM	CUSIP 707051108						
7,800 00	14 0900000	0 00	109 902 00	93,898 28	16,203 74	0 00	16,203 74
PENNEY J C CO INC COM	CUSIP 708180108						
18,800 00	23 0100000	0 00	386,568 00	275,225 28	111 342 74	0 00	111,342 74
PEPSICO INC COM	SEDOL 2881511						
41,474 00	42 2200000	8,221 10	1,751,032 28	416,527 61	1 334,504 67	0 00	1,334,504 67
PERFORMANCE FOOD GROUP CO COM	CUSIP 713755108						
2,700 00	33 9590000	0 00	91,889 30	60,100 08	31,589 24	0 00	31,589 24
PERKINELMER INC COM	CUSIP 714048109						
28,900 00	8 2500000	0 00	239,425 00	461,327 75	- 222,902 75	0 00	- 222,902 75
PETSMART INC COM	CUSIP 716768106						
7 500 00	17 1300000	0 00	128,475 00	112,116 36	16,358 64	0 00	16,358 64
PFIZER INC COM	SEDOL 2884703						
169,940 00	30 5700000	0 00	5 195,065 80	4,003 722 45	1,191,343 35	0 00	1,191,343 35
PHELPS DODGE CORP CAP	CUSIP 717265102						
8,900 00	31 8500000	0 00	281,885 00	316,060 48	- 34,375 48	0 00	- 34,375 48
PHILIP MORRIS COS INC COM	SEDOL 2892632						
72,400 00	40 5300000	48,338 00	2 834,372 00	2,049,280 94	885,111 06	0 00	885,111 06
PHOENIX COS INC NEW COM	CUSIP 71802E109						
10,400 00	7 6000000	0 00	79,040 00	182,836 54	- 103,796 54	0 00	- 103,796 54

097

Portfolio Statement

31 DEC 2002

Account number: BDFALL
Account Name: ALLE BRADLEY, FDN AGCTS

Asset Detail - Base Currency

Description/Asset ID Shares/PAR value Local market price Acquired Income/expense Market value Cost Market Translation Total

Equities

Common stock

NETWORKS ASSOC INC COM STK CUSIP 640938106	20 700 00	16 0900000	0 00	333,083 00	320 265 07	12 797 83	0 00	12 797 83	
NEW PLAN EXCEL RLTY TR INC CUSIP 648053106	14 800 00	19 0800000	6 022 50	278,714 00	268 673 00	12,041 00	0 00	12,041 00	
NEWCASTLE INVT CORP COM CUSIP 65105M108	8 200 00	15 9700000	3 690 00	130 954 00	108 600 00	24 354 00	0 00	24 354 00	
NEWMONT MINING CORP NEW COM SEDOL 2636607	7,000 00	29 0300000	0 00	203 210 00	205 331 70	- 2 121 70	0 00	- 2 121 70	
NEXTEL COMMUNICATIONS INC CL A COM STK CUSIP 65332V103	3 025 00	11 5500000	0 00	34,838 75	31 035 60	3,903 15	0 00	3,903 15	
NORFOLK SOUTHN CORP COM CUSIP 65584A108	30 020 00	19 9900000	0 00	600 099 80	626,983 77	- 26 883 97	0 00	- 26 883 97	
NOVELLUS SYS INC COM SEDOL 2850748	16 700 00	28 0800000	0 00	468,836 00	404 120 05	64,815 95	0 00	64,815 95	
O REILLY AUTOMOTIVE INC COM CUSIP 688091109	17 300 00	25 2900000	0 00	437,517 00	488,008 41	- 50,491 41	0 00	- 50,491 41	
OLD DOMINION FIGHT LINE INC COM CUSIP 679580100	1,500 00	28 3500000	0 00	42,525 00	40,848 40	1 878 60	0 00	1 878 60	
OMNIVISION TECHNOLOGIES INC COM CUSIP 682128103	4,400 00	13 5700000	0 00	59,708 00	78,807 23	- 19,099 23	0 00	- 19,099 23	
ONESOURCE INFORMATION SVCS INC COM CUSIP 68272J108	9 200 00	7 7000000	0 00	70 840 00	74 910 38	- 4 070 38	0 00	- 4 070 38	
ORTHODONTIC CTRES AMER INC COM CUSIP 68750P103	31,475 00	10 9100000	0 00	343,392 25	768 405 29	- 425 013 04	0 00	- 425 013 04	
P F CHANGS CHINA BISTRO INC COM CUSIP 69333Y108	4,100 00	38 3000000	0 00	148 830 00	139 150 53	9 679 47	0 00	9 679 47	
PAC CREST CAP INC COM CUSIP 694166109	8,000 00	15 8900000	0 00	128,400 00	57 519 75	68 880 25	0 00	68 880 25	
PALL CORP COM CUSIP 696429307	7,300 00	16 6800000	0 00	121,764 00	140,307 28	- 18 543 28	0 00	- 18 543 28	

Unrealized gain/loss

191

◆ Asset Detail - Base Currency

					Unrealized gain/loss		
Description/Asset ID	Local market price	Accrued	Market value	Cost	Market	Translation	Total
Shares/PAR value		Income/expense					
Equities							
Common stock							
MODEM MEDIA INC CL A CUSIP 807533108 77,800 00 2 6000000		0 00	202,280 00	348,144 11	- 145,864 11	0 00	- 145,864 11
MOLDFLOW CORP COM CUSIP 608507109 12,300 00 7 5000000		0 00	92,250 00	66,594 32	25,655 68	0 00	25,655 68
MONSANTO CO NEW COM CUSIP 81186W101 14,600 00 19 2500000		0 00	261,050 00	254,084 58	26,965 42	0 00	26,965 42
MORGAN STANLEY CUSIP 817446448 3,190 00 39 8200000		0 00	127,344 80	200,884 51	- 73,549 71	0 00	- 73,549 71
MOTOROLA INC COM SEDOL 2806800 50 000 00 8 6500000		2,000 00	432,500 00	784,982 25	- 382,482 25	0 00	- 382,482 25
MOVIE GALLERY INC COM CUSIP 624581104 5 700 00 13 0000000		0 00	74,100 00	90,100 35	- 16,000 35	0 00	- 16,000 35
MPS GROUP INC COM CUSIP 553408103 38,800 00 5 5400000		0 00	203,872 00	141,421 88	62,450 12	0 00	62,450 12
MSC INDL DIRECT INC CL A COM CUSIP 553530108 13,400 00 17 7500000		0 00	237,850 00	211,988 87	25,861 33	0 00	25,861 33
MYKROLIS CORP COM CUSIP 62852P103 7,500 00 7 3000000		0 00	54,750 00	59,628 78	- 4,878 78	0 00	- 4,878 78
N V R INC COM CUSIP 82944T105 259 00 325 5000000		0 00	84,304 50	79 378 58	4,927 94	0 00	4,927 94
NATIONAL-OILWELL INC COM CUSIP 837071101 18,700 00 21 8400000		0 00	364,728 00	443,118 07	- 78,388 07	0 00	- 78,388 07
NATL SEMICONDUCTOR CORP COM CUSIP 837640103 22,000 00 15 0100000		0 00	330,220 00	373,189 42	- 42,979 42	0 00	- 42,979 42
NAVISTAR INTL CORP NEW COM SEDOL 2824484 8,200 00 24 3100000		0 00	223,652 00	250,958 80	- 27,306 80	0 00	- 27,306 80
NEIMAN-MARCUS GROUP INC CL A CUSIP 840204202 10,500 00 30 3900000		0 00	318,095 00	338,814 64	- 17,719 64	0 00	- 17,719 64
NELSON THOMAS INC COM STK USD1 CUSIP 840376109 13,500 00 10 0200000		0 00	135,270 00	152,197 12	- 16,927 12	0 00	- 16,927 12

191

Portfolio Statement

31 DEC 2002

Account number: BDFALL
Account Name: ALL BRADLEY FDN ACCTS

Page 48 of 95

Asset Detail - Base Currency

Description/Asset ID Shares/PAR value	Local market price	Accrued Income/expense	Market value	Cost	Unrealized gain/loss		Total
					Market	Translation	
Equities							
Common stock							
MEREDITH CORP COM 3 100 00	CUSIP 589433101 41 1100000	0 00	127 441 00	98,697 83	28,743 17	0 00	28 743 17
MERIT MED SYS INC COM 4,000 00	CUSIP 589889104 19 9200000	0 00	79,680 00	68,235 80	11,444 20	0 00	11,444 20
MERRILL LYNCH & CO INC COM 2,100 00	CUSIP 590188109 37 9500000	0 00	79,695 00	92 520 54	- 12,825 54	0 00	- 12,825 54
MET-PRO CORP COM 2 800 00	CUSIP 590876306 14 4800000	0 00	40,544 00	39,672 58	871 42	0 00	871 42
METHODE ELECTRS INC CL A 6,500 00	CUSIP 591520200 10 9700000	0 00	71 305 00	63 301 15	8,003 85	0 00	8 003 85
METRIS COS INC COM 24,850 00	CUSIP 591598107 2 4700000	0 00	81 379 50	145 031 12	- 83 651 82	0 00	- 83 651 82
METRO GOLDWYN MAYER INC COM STK 15 200 00	CUSIP 591610100 13 0000000	0 00	197,600 00	285 250 52	- 87,650 52	0 00	- 87,650 52
MFC ISHARES TR RUSSELL 2000 GROWTH INDEXFD 5,800 00	CUSIP 464287648 39 8500000	0 00	223,160 00	231 448 00	- 8,288 00	0 00	- 8,288 00
MFO GMO TR FGN SMALL COS FD CL III 440,525 34	CUSIP 382008617 9 4700000	0 00	4 171,774 97	4 072 865 24	98,909 73	0 00	98,909 73
MFO NICHOLAS-APPLEGATE INSTL FDS INTL SMALL CAP GROWTH FD CL I 185 389 51	CUSIP 653689751 18 6000000	0 00	3 447 872 88	3,985,921 19	- 538,048 31	0 00	- 538,048 31
MFO NICHOLAS-APPLEGATE MUT FDS MINI-CAP GROWTH FD CL I 999 634 27	CUSIP 653699660 7 5200000	0 00	7 517,249 71	16 646,758 08	- 9,129,506 37	0 00	- 9,129,506 37
MICRO LINEAR CORP COM 30 800 00	CUSIP 594850109 3 2000000	0 00	88,560 00	111,061 21	- 12,501 21	0 00	- 12,501 21
MICROSOFT CORP COM 29,100 00	SEDOL 2588173 51 7000000	0 00	1 504,470 00	1,957,462 81	- 452,992 81	0 00	- 452,992 81
MID-ATLANTIC RLTY TR SH BEN INT COM 25 100 00	CUSIP 595232109 17 4000000	0 00	436,740 00	382 066 52	74 673 48	0 00	74,673 48
MILLS CORP COM STK PAR \$0.01 31,400 00	CUSIP 601148109 29 3400000	0 00	921,276 00	779,699 67	141,576 33	0 00	141,576 33

163

The Northern Trust Company

Generated by The Northern Trust Company from periodic data on 14 Jan 03

491

Description/Asset ID	Local market price	Accrued	Market value	Cost	Market	Translation	Total
Common stock							
MACROMEDIA INC COM SEDOL 2549512	52,700 00	10 6500000	581,255 00	1,222,777 40	- 681,522 40	0 00	- 681,522 40
MANITOWOC INC COM CUSIP 583571108	8,900 00	25 5000000	252,450 00	254,332 88	- 1,882 88	0 00	- 1,882 88
MANTECH INTL CORP CL A CUSIP 564563104	4,300 00	19 0700000	82,001 00	79 135 83	2,865 17	0 00	2,865 17
MARINE PRODS CORP COM CUSIP 568427108	13,640 00	9 8500000	134,354 00	63 500 89	70,853 11	0 00	70,853 11
MARRIOTT INTL INC NEW COM STR CL A CUSIP 571903202	10,100 00	32 8700000	331,887 00	327,841 00	4,146 00	0 00	4,146 00
MARSH & MC LENNAN CO'S INC CUSIP 571748102	28,850 00	46 2100000	1,379,388 50	670,275 89	708,082 51	0 00	708,082 51
MAXTOR CORP COM NEW CUSIP 577728205	40,500 00	5 0800000	204,830 00	227 831 18	- 22,801 18	0 00	- 22,801 18
MC DONALDS CORP COM CUSIP 580135101	20,575 00	16 0800000	330,646 00	642 794 86	- 311,848 86	0 00	- 311,848 86
MCG CAP CORP COM CUSIP 58047P107	13,375 00	10 7400000	5,817 50	143,847 50	248,109 40	- 102,481 80	- 102,481 80
MCGRAW HILL COMPANIES INC COM CUSIP 580645109	22,400 00	60 4400000	1 353,858 00	750,292 87	603 583 13	0 00	603 583 13
MEDIMMUNE INC COM CUSIP 584698102	9,000 00	27 1700000	244,530 00	202,858 03	41,570 87	0 00	41,570 87
MEDTRONIC INC COM SEDOL 2575465	5,500 00	45 6000000	343 75	250,800 00	288,950 00	- 18,150 00	- 18,150 00
MELTON FINL CORP COM CUSIP 58551A108	7 400 00	26 1100000	0 00	183,214 00	270,332 72	- 77,118 72	- 77,118 72
MEN S WEARHOUSE INC COMMON CUSIP 587118100	6,300 00	17 1500000	0 00	108,045 00	147,858 00	- 39,813 00	- 39,813 00
MERCK & CO INC COM CUSIP 588331107	28 300 00	58 8100000	10 548 00	1,658,873 00	543 072 75	1,115,800 25	1,115,800 25

Unrealized gain/loss



Portfolio Statement

31 DEC 2002

Account Number: BDFALL
Account Name: ALL BRADLEY FDN ACCTS

Asset Detail - Base Currency

Unrealized gain/loss _____

Page 46 of 95

Equities

Common stock

Description/Asset ID	Shares/PAR value	Local market price	Accrued income/expense	Market value	Cost	Market	Translation	Total
LEHMAN BROS HLDGS INC COM SEDOL 2510723	53 2800000	3 700 00	0 00	197,173 00	205,878 11	- 8 706 11	0 00	- 8,706 11
LENDINGTREE INC COM STK CUSIP 526020105	12 8800000	6,400 00	0 00	82,432 00	80,792 72	- 8 360 72	0 00	- 8 360 72
LIBERTY MEDIA CORP NEW COM SER A SEDOL 2780816	8 8400000	29 224 00	0 00	261 262 56	267,108 06	- 5 845 50	0 00	- 5 845 50
LIBERTY PPTY TR SH BEN INT CUSIP 531172104	31 9400000	18 700 00	11,820 00	629 218 00	530 584 28	98 633 72	0 00	98,633 72
LIFEPOINT HOSPS INC COM ISIN US53218L1098 CUSIP 53218L109	29 8310000	1,500 00	0 00	44,998 50	50 125 50	- 5,229 00	0 00	- 5 229 00
LIN TV CORP CL A CUSIP 532774106	24 3500000	3,100 00	0 00	75,485 00	80,085 58	- 4 600 58	0 00	- 4,600 58
LINCARE HLDGS INC COM CUSIP 532791100	31 8200000	3 975 00	0 00	125 689 50	104,099 10	21,800 40	0 00	21,800 40
LINEAR TECH CORP DEL SEDOL 2518839	25 7200000	9,700 00	0 00	249,484 00	320,018 08	- 70,534 08	0 00	- 70,534 08
LOWES COS INC COM SEDOL 2538783	37 5000000	21 800 00	0 00	817,500 00	200 193 20	617,306 80	0 00	617,306 80
LSB CORP COM CUSIP 50215P100	12 2400000	6,500 00	0 00	79 560 00	88 578 78	12 981 22	0 00	12,981 22
LSI INDS INC OH COM CUSIP 50218C108	13 8500000	11 800 00	0 00	164,815 00	167,661 34	- 2,846 34	0 00	- 2,846 34
LSI LOGIC CORP COM CUSIP 502161102	5 7700000	21 500 00	0 00	124,055 00	302,322 32	- 178,267 32	0 00	- 178,267 32
LTX CORP COM CUSIP 502392103	6 0300000	23 000 00	0 00	138,690 00	229,458 63	- 90,768 63	0 00	- 90,768 63
M D C HLDGS INC COM CUSIP 552678108	38 2600000	3,500 00	0 00	133 910 00	160 815 00	- 26,905 00	0 00	- 26,905 00
MACERICH CO COM CUSIP 554382101	30 7500000	33 200 00	0 00	1 020 800 00	862,628 62	158,270 38	0 00	158,270 38

Common stock

Equities

Shares/PAR value

Local market price

Accrued income/expense

Market value

Cost

Market

Translation

Total

Asset Detail - Base Currency

Unrealized gain/loss _____

Page 46 of 95

The Northern Trust Company

Generated by The Northern Trust Company from periodic data on Jan 03

591

Asset Detail - Base Currency

Description/Asset ID Local market price Income/expense Accrued Market value Cost Market Translation Total

Equities

Common stock

KB HOME COM CUSIP 4888K109	5 000 00	42 8500000	0 00	214,250 00	223,594 83	- 0,344 83	0 00	- 0,344 83
KENDLE INTL INC COM CUSIP 4888L107	3,200 00	8 8010000	0 00	28 183 20	32,107 01	- 3,943 81	0 00	- 3,943 81
KIMCO RLTY CORP COM CUSIP 4844R108	21 800 00	30 6400000	11,828 00	871,018 00	552 438 71	118,577 28	0 00	118,577 28
KINDER MORGAN INC COM STK SEDOL 2484088	5,500 00	42 2700000	0 00	232,485 00	288,508 80	- 34,021 80	0 00	- 34,021 80
KLA-TENCOR CORP SEDOL 2480138	43,100 00	35 3700000	0 00	1,524,447 00	1,444,347 38	80,099 62	0 00	80,099 62
KNIGHT TRANSN INC COM CUSIP 48904103	4,350 00	21 0000000	0 00	81,350 00	48,558 34	42,790 68	0 00	42,790 68
KORN / FERRY INTL COM NEW CUSIP 500843200	2,800 00	7 4800000	0 00	20,844 00	28,132 30	- 7,188 30	0 00	- 7,188 30
KRAFT FOODS INC CL A CUSIP 50075N104	15,000 00	38 8300000	1,875 00	583,850 00	575,302 50	8,647 50	0 00	8,647 50
LA Z BOY INC COM CUSIP 505338107	3,800 00	23 9800000	0 00	93,522 00	110,815 00	- 17,083 00	0 00	- 17,083 00
LANDAMERICA FINL GROUP INC COM CUSIP 514938103	200 00	35 4500000	0 00	7,090 00	7,278 30	- 188 30	0 00	- 188 30
LANDRYS RESTAURANTS INC CUSIP 51508L103	8 700 00	21 2400000	0 00	142,308 00	163,881 58	- 21 553 58	0 00	- 21,553 58
LATTICE SEMICONDUCTOR CORP COM CUSIP 518415104	28,000 00	8 7700000	0 00	254,330 00	377,505 72	- 123,175 72	0 00	- 123,175 72
LAUDER ESTEE COS INC CL A SEDOL 2320524	18,200 00	28 4000000	3,840 00	480,480 00	562,388 25	- 81,888 25	0 00	- 81,888 25
LEAR CORP COM STK PAR \$0 01 CUSIP 521885105	8,300 00	33 2800000	0 00	208,864 00	288,538 90	- 58,875 90	0 00	- 58,875 90
LEGG MASON INC COM CUSIP 524801105	0 00	48 5400000	176 00	0 00	0 00	0 00	0 00	0 00

Portfolio Statement

31 DEC 2002

Account number BDFALL
 Account Name ALL BRADLEY FDN ACCTS

Asset Detail - Base Currency

Description/Asset ID Shares/PAR value	Local market price	Accrued Income/expense	Market value	Cost	Unrealized gain/loss		Total
					Market	Translation	
Equities							
Common stock							
INTEL CORP CAP SEDOL 2463247 132,478 00	15 5700000	0 00	2,062 651 32	2,835,736 85	- 573 085 63	0 00	- 573,085 63
INTER PARFUMS INC COM CUSIP 458334108 5,600 00	7 7400000	82 50	43 344 00	40,742 93	2,601 07	0 00	2,601 07
INTERNET SEC SYS INC COM CUSIP 48060X107 3,500 00	18 3300000	0 00	84 155 00	74,145 09	- 9 990 09	0 00	- 9 990 09
INTERPUBLIC GROUP COMPANIES INC COM CUSIP 460690100 17,884 00	14 0800000	0 00	251 806 72	396 165 32	- 144 358 60	0 00	- 144 358 60
INTERSTATE BAKERIES CORP DEL COM NEW CUSIP 46072H108 7 700 00	15 2500000	0 00	117 425 00	117,139 02	285 98	0 00	285 98
INTL BUSINESS MACHS CORP COM CUSIP 459200101 14,900 00	77 5000000	0 00	1,154 750 00	1 558 508 83	- 401 758 83	0 00	- 401,758 83
INVACARE CORP COM CUSIP 481203101 7 800 00	33 3000000	97 50	259 740 00	213 899 20	45 840 80	0 00	45,840 80
INVT TECH GROUP INC NEW COM CUSIP 46145F105 4,575 00	22 3800000	0 00	102 297 00	217 980 17	- 115 683 17	0 00	- 115 683 17
ISTAR FINL INC COM CUSIP 45031U101 29,825 00	28 0500000	0 00	830 981 25	789 355 48	31,825 77	0 00	31,825 77
ITT INDS INC COM CUSIP 450911102 1,500 00	80 6900000	225 00	91,035 00	65,281 81	25,773 39	0 00	25,773 39
J P MORGAN CHASE & CO COM SEDOL 2190385 66 120 00	24 0000000	0 00	1 586,880 00	1 795,065 58	- 208,185 58	0 00	- 208 185 58
JACK IN BOX INC COM CUSIP 466367109 13 400 00	17 2800000	0 00	231 886 00	354,930 55	- 123 244 55	0 00	- 123 244 55
JEFFERIES GROUP INC NEW COM CUSIP 472319102 2 400 00	41 9700000	0 00	100 728 00	86,797 78	3,930 22	0 00	3 930 22
JETBLUE AWYS CORP COM CUSIP 477143101 1,200 00	27 0000000	0 00	32,400 00	37 493 93	- 5 093 93	0 00	- 5,093 93
JOHNSON & JOHNSON COM CUSIP 478180104 40,000 00	53 7100000	0 00	2,148 400 00	815 739 50	1,232 680 50	0 00	1,232,680 50

167

891

Description/Asset ID	Local market price	Accrued income/expense	Market value	Cost	Market	Translation	Total
HOME PROPS N Y INC COM CUSIP 437306103	34 700 00	0 00	1 185 415 00	843,121 07	252,283 93	0 00	252,283 93
HONEYWELL INTL INC COM STK CUSIP 438516108	17,050 00	0 00	409,200 00	317,808 37	81,281 63	0 00	81,281 63
HOOKEER FURNITURE CORP COM CUSIP 439038100	4,600 00	0 00	85 652 00	70,760 81	14,891 08	0 00	14,891 09
HOSPITALITY PROPS TR COM CUSIP 44106M102	12,100 00	0 00	425,920 00	312 314 47	113,605 53	0 00	113 605 53
HOST MARRIOTT CORP REIT CUSIP 44107P104	35,200 00	0 00	311,520 00	287,009 56	24 510 44	0 00	24,510 44
HOVANIAN ENTERPRISES INC CL A CUSIP 442487203	4,800 00	0 00	155,330 00	137,022 31	18,307 69	0 00	18,307 69
HSEHD INTL INC COM SEDOL 2440273	11,300 00	2,825 00	314,253 00	418,887 23	- 104 734 23	0 00	- 104,734 23
HYPERION SOLUTIONS CORP COM CUSIP 44914M104	8 200 00	0 00	159 154 00	150,814 00	8,540 00	0 00	8,540 00
ICU MED INC COM CUSIP 44930G107	4,714 00	0 00	175,832 20	165,670 35	10,161 85	0 00	10,161 85
IDINE REWARDS NETWORK INC COM CUSIP 45188A100	8,900 00	0 00	94,518 00	93,785 84	722 08	0 00	722 08
II-VI INC COM CUSIP 802104108	11,100 00	0 00	178,268 00	171,832 47	6,433 53	0 00	6,433 53
ILL TOOL WKS INC COM SEDOL 2457552	5 500 00	1,285 00	356,730 00	298,570 85	57,159 15	0 00	57,159 15
IMC GLOBAL INC SEDOL 2454480	22 500 00	0 00	240,075 00	383,828 57	- 123,854 57	0 00	- 123,854 57
INSIGNIA SYS INC COM CUSIP 45785Y105	300 00	0 00	3,143 70	2,618 78	524 94	0 00	524 94
INTEGRATED CIRCUIT SYS INC COM NEW COM STK CUSIP 45811K208	12,850 00	0 00	234 512 50	205,718 08	28 798 44	0 00	28,798 44

Common stock

Equities

Unrealized gain/loss

Asset Detail - Base Currency



Portfolio Statement

31 DEC 2002

Account number: BDFALL
Account Name: ALL BRADLEY FDN ACCTS

Asset Detail - Base Currency

Description/Asset ID		Accrued	Unrealized gain/loss				Total
Shares/PAR value	Local market price	Income/expense	Market value	Cost	Market	Translation	
Equities							
Common stock							
GRANITE CONST INC COM	CUSIP 387328107						
13,800.00	15,500,000	1,104.00	213,900.00	318,832.06	-105,932.06	0.00	-105,932.06
GROUP 1 AUTOMOTIVE INC COM	CUSIP 398905109						
8,625.00	23,880,000	0.00	205,965.00	312,089.30	-106,124.30	0.00	-106,124.30
GUIDANT CORP COM STK	SEDOL 2393979						
8,470.00	30,850,000	0.00	199,599.50	258,882.94	-59,283.44	0.00	-59,283.44
GYMBOREE CORP COM	CUSIP 403777105						
4,800.00	15,860,000	0.00	76,128.00	92,820.00	-16,692.00	0.00	-16,692.00
HAIN CELESTIAL GROUP INC COM	CUSIP 405217100						
20,200.00	15,200,000	0.00	307,040.00	441,785.08	-134,755.08	0.00	-134,755.08
HARDINGE INC COM	CUSIP 412324303						
8,600.00	8,250,000	0.00	54,450.00	85,710.94	-31,260.94	0.00	-31,260.94
HARTFORD FINL SVCS GROUP INC COM	CUSIP 418515104						
1,900.00	45,430,000	513.00	86,317.00	126,191.54	-39,874.54	0.00	-39,874.54
HASBRO INC COM	SEDOL 2414580						
27,800.00	11,550,000	0.00	321,090.00	425,604.14	104,514.14	0.00	-104,514.14
HEALTH NET INC COM	CUSIP 42222G108						
11,700.00	28,400,000	0.00	308,880.00	257,275.52	51,604.48	0.00	51,604.48
HEIDRICK & STRUGGLES INTL INC COM	ISIN #954228191023 CUSIP 422819102						
100.00	14,670,000	0.00	1,467.00	1,848.00	-381.00	0.00	-381.00
HEINZ H J CO COM	SEDOL 2419240						
8,100.00	32,870,000	3,280.50	268,247.00	252,065.23	14,181.77	0.00	14,181.77
HELMERICH & PAYNE INC COM	CUSIP 423452101						
8,800.00	27,910,000	0.00	245,608.00	201,875.53	43,732.47	0.00	43,732.47
HERITAGE PPTY INVT TR INC COM	CUSIP 42725M107						
18,600.00	24,970,000	10,290.00	489,412.00	485,335.54	4,076.46	0.00	4,076.46
HEWLETT PACKARD CO COM	SEDOL 2424008						
17,864.00	17,360,000	1,429.12	310,119.04	506,419.16	-196,300.12	0.00	-196,300.12
HOLLYWOOD ENTMT CORP COM	CUSIP 436141105						
8,900.00	15,100,000	0.00	104,190.00	132,712.03	-28,522.03	0.00	-28,522.03

169

◆ Asset Detail - Base Currency

Description/Asset ID		Accrued Income/expense	Market value	Cost	Unrealized gain/loss		Total
Shares/PAR value	Local market price				Market	Translation	
<i>Equities</i>							
Common stock							
FRONTIER AIRLS INC NEW COM	CUSIP 358065109						
3,800 00	6 7800000	0 00	25,888 00	27 651 37	- 1,863 37	0 00	- 1,863 37
FTI CONSULTING INC COM	CUSIP 302841109						
1,100 00	40 1500000	0 00	44,165 00	4,447 11	39,717 89	0 00	39,717 89
GAP INC COM	CUSIP 364780108						
24,900 00	15 5200000	0 00	388 448 00	370,285 89	18,162.11	0 00	18,162 11
GARDNER DENVER INC COM	CUSIP 385558105						
3,500 00	20 3000000	0 00	71 050 00	70,438 86	613 04	0 00	613 04
GEN DYNAMICS CORP COM	CUSIP 388550108						
2 000 00	78 3700000	0 00	158,740 00	155,781 48	2,948 51	0 00	2,948 51
GEN ELEC CO COM	SEDOL 2380498						
84,000 00	24 3500000	15,880 00	2,045,400 00	2 005,044 27	40 355 73	0 00	40,355 73
GEN GROWTH PPTYS INC COM	CUSIP 370021107						
24,700 00	52 0000000	0 00	1,284,400 00	1,001,417 68	282,982.34	0 00	282,982 34
GEN MTRS CORP CL H NEW	SEDOL 2135115						
20,800 00	10 7000000	0 00	223,830 00	292,240 84	- 68,610 84	0 00	- 68,610 84
GENERAL MOTORS CORP COMMON STOCK	SEDOL 2385804						
8,307 00	38 8800000	0 00	343 058 02	492,042 78	- 148,988 78	0 00	- 148,988 78
GENESIS HLTH VENTURES INC NEW COM	CUSIP 37183F107						
15,700 00	15 4500000	0 00	242,585 00	243,372 31	- 807 31	0 00	- 807 31
GENESIS MICROCHIP INC DEL COM	CUSIP 37184C103						
7,400 00	13 0500000	0 00	98,570 00	128,087 30	- 32,527 30	0 00	- 32,527 30
GENTIVA HLTH SVCS INC COM	CUSIP 37247A102						
1,800 00	8 8100000	0 00	14,098 00	13,781 48	334 52	0 00	334 52
GIBRALTAR STL CORP	CUSIP 37476F103						
5,010 00	19 0400000	188 40	85,380 40	88,281 77	7,108 63	0 00	7,108 63
GOLDEN W FNCL CORP COM	SEDOL 2375843						
800 00	71 8100000	0 00	57,448 00	54,961 35	2,486 65	0 00	2,486 65
GOLDMAN SACHS GROUP INC COM	CUSIP 38141G104						
1 900 00	68 1000000	0 00	128,390 00	140 445 89	- 11,055 89	0 00	- 11,055 89

170

Portfolio Statement

31 DEC 2002

Account number: BDFALL
Account Name: ARL BRADLEY FDN ACCTS

Asset Detail - Base Currency

Description/Asset ID Accrued Income/expense Market value Cost Market Translation Total
Shares/PAR value Local market price

Equities

Common stock

EXPEDITORS INTL WASH INC COM CUSIP 302130108	1,450 00	32 6500000	47 342 50	43,118 25	4 223 25	0 00	4,223 25
EXPRESS SCRIPTS INC COM CUSIP 302182100	7,575 00	48 0400000	383,903 00	371,148 76	- 7 243 76	0 00	- 7,243 76
EXPRESSJET HLDGS INC COM CUSIP 30218U108	24 900 00	10 2500000	255 225 00	347 379 64	- 92 154 64	0 00	- 92,154 64
EXXON MOBIL CORP COM SEDOL 2328618	135,804 00	34 8400000	4,744,991 76	4,083,498 13	661 493 63	0 00	661,493 63
FAIR ISAAC & CO INC COM CUSIP 303250104	1,300 00	42 7000000	55,510 00	50,784 20	4 725 80	0 00	4,725 80
FILMCO COM CUSIP 313400301	12 000 00	59 0500000	708 600 00	764,400 00	- 55 800 00	0 00	- 55,800 00
FID NATL FINL INC COM CUSIP 316326107	13,897 00	32 8300000	458,238 51	343,784 15	112,454 36	0 00	112,454 36
FINANCIAL INSTNS INC COM CUSIP 317585404	2,050 00	29 3600000	60,188 00	27,858 25	32,331 75	0 00	32,331 75
FLEETBOSTON FINL CORP COM STK SEDOL 2462222	17 282 00	24 3000000	420,195 60	664 788 47	- 244,592 87	0 00	- 244,592 87
FLEMING COS INC COM CUSIP 339130108	20 175 00	6 5700000	132,548 75	237 989 31	- 105,419 56	0 00	- 105,419 56
FLIR SYS INC COM CUSIP 302445101	1 700 00	48 8000000	82 860 00	84,162 75	- 1 202 75	0 00	- 1,202 75
FLUOR CORP NEW COM SEDOL 2686838	11 100 00	28 0000000	310,800 00	0 00	310 800 00	0 00	310,800 00
FNMA COM STK SEDOL 2333889	29,200 00	64 3300000	1 878 436 00	1 001 418 15	877,017 85	0 00	877,017 85
FOREST LAB INC COM SEDOL 2346508	7 300 00	98 2200000	717,008 00	562 894 00	154 112 00	0 00	154,112 00
FOX ENTMT GROUP INC CL A COM CUSIP 35138T107	28,300 00	25 9300000	733,819 00	582,854 87	150 964 03	0 00	150,964 03

Unrealized gain/loss

171

◆ Asset Detail - Base Currency

Description/Asset ID Shares/PAR value	Local market price	Accrued Income/expense	Market value	Cost	Unrealized gain/loss		Total
					Market	Translation	
Equities							
Common stock							
EBAY INC COM SEDOL 2283818 9,400 00	67 8200000	0 00	637,508 00	519,402 17	118,105 83	0 00	118,105 83
EDO CORP COM CUSIP 281347104 1,900 00	20 7800000	57 00	39,482 00	14,860 09	24,621 91	0 00	24,621 91
ELI LILLY & CO COM SEDOL 2518152 18,800 00	83 5000000	0 00	1,054,100 00	1,211,925 38	- 157,825 38	0 00	- 157,825 38
ELKCORP COM CUSIP 287458107 2,700 00	17 3000000	0 00	46,710 00	58 804 00	- 12,094 00	0 00	- 12,094 00
EMCOR GROUP INC COM CUSIP 29084Q100 3,100 00	53 0100000	0 00	184 331 00	183,783 97	567 03	0 00	567 03
EMERSON ELEC CO COM SEDOL 2313405 24,050 00	50 8500000	0 00	1,222,942 50	1,065,666 43	157,276 07	0 00	157,276 07
EMMIS COMMUNICATIONS CORP CUSIP 291525103 9,800 00	20 8300000	0 00	206,217 00	148,363 74	59,853 26	0 00	59,853 26
ENSCO INTL INC COM CUSIP 28874Q100 7,700 00	29 4500000	0 00	228,785 00	148,264 48	78,500 54	0 00	78,500 54
ENTEGRIS INC COM CUSIP 29382U104 32,500 00	10 3000000	0 00	334,750 00	218,727 08	116,022 92	0 00	116,022 92
ENTMNT PPTYS TR COM SH BEN INT CUSIP 29380T105 15 300 00	23 5200000	7,287 50	359,858 00	314,041 81	45,814 39	0 00	45,814 39
EQTY INNS INC COM CUSIP 294703103 29,200 00	8 0200000	3,868 00	189,764 00	225,343 08	- 55,579 08	0 00	- 55,579 08
EQTY OFFICE PPTYS TR REIT CUSIP 294741103 17,867 00	24 9800000	0 00	446,317 88	441,889 71	4,327 95	0 00	4,327 95
ESPEED INC CL A CUSIP 298843109 8,300 00	16 9410000	0 00	140,610 30	101,374 38	39,235 92	0 00	39,235 92
ESSEX PPTY TR REIT CUSIP 297178105 4,000 00	50 8500000	3,311 00	203,400 00	145,529 70	57,870 30	0 00	57,870 30
EXCEL TECH INC COM CUSIP 30087T103 3,600 00	17 8900000	0 00	84 404 00	84,428 46	- 20,024 46	0 00	- 20 024 46

172

Portfolio Statement

31 DEC 2002

Account Number: BDFALL
Account Name: ALL BRADLEY/FDN ACCTS

Page 38 of 95

◆ Asset Detail - Base Currency

Description/Asset ID Shares/PAR value	Local market price	Accrued Income/expense	Market value	Cost	Unrealized gain/loss		Total
					Market	Translation	
Equities							
Common stock							
CSX CORP COM CUSIP 126408103 11,265 00 28 3100000		0 00	318,912 15	382,359 99	- 63,447 84	0 00	- 63,447 84
CTS CORP COM CUSIP 126501105 21,700 00 7 7500000		651 00	168,175 00	414,253 89	- 246,078 88	0 00	- 246,078 88
CUMMINS INC CUSIP 231021108 6,700 00 28 1300000		0 00	188,471 00	232,589 31	- 44,118 31	0 00	- 44,118 31
D R HORTON INC COM CUSIP 23331A109 10 475 00 17 3500000		0 00	181,741 25	236,157 05	- 54,415 80	0 00	- 54,415 80
DEL MONTE FOODS CO COM SEDOL 2388010 3,817 48 7 7000000		0 00	27,854 44	25,494 10	2,360 34	0 00	2,360 34
DEVON ENERGY CORP NEW COM CUSIP 25179M103 11,200 00 45 9000000		0 00	514,080 00	514,634 70	- 554 70	0 00	- 554 70
DILLARDS INC CL A COM CUSIP 254087101 14,700 00 15 8600000		588 00	233,142 00	248,267 37	15,125 37	0 00	- 15,125 37
DISNEY WALT CO DISNEY COM COM SEDOL 2270728 26,200 00 16 3100000		5 502 00	427,322 00	591,998 50	- 164,676 50	0 00	- 164,676 50
DOCUMENTUM INC COM CUSIP 258159104 8,600 00 15 6800000		0 00	134,678 00	193,879 10	- 59,003 10	0 00	- 59,003 10
DOLLAR THRIFTY AUTOMOTIVE GROUP INC COM CUSIP 258743105 14,500 00 21 1500000		0 00	308,675 00	151,581 70	155,113 30	0 00	155,113 30
DOMINION HOMES INC COM CUSIP 257388102 900 00 14 2500000		0 00	12,825 00	18,000 00	- 5,175 00	0 00	- 5,175 00
DONEGAL GROUP INC CL A NEW CLA CUSIP 257701201 4 734 00 10 7500000		0 00	50,890 50	44,808 81	6,083 89	0 00	6,083 89
DOVER CORP COM SEDOL 2278407 6,400 00 29 1600000		0 00	186,824 00	213,120 00	- 26,488 00	0 00	- 26,488 00
DU PONT E I DE NEMOURS & CO COM STK CUSIP 263534109 3,200 00 42 4000000		0 00	135,680 00	147,487 92	- 11,807 92	0 00	- 11,807 92
DUKE ENERGY CORP COM STK SEDOL 2283908 9 500 00 18 5400000		0 00	185,630 00	189,784 43	- 4,154 43	0 00	- 4,154 43

The Northern Trust Company

Generated by The Northern Trust Company from periodic data on 14 Jan 03

171

Description/Asset ID	Local market price	Accrued	Market value	Cost	Market	Translation	Total
COMCAST CORP NEW CL A SEDOL 2044545	1 154 00	0 00	27,199 78	21,078 09	6,121 69	0 00	6 121 69
COMCAST CORP NEW CL A SPL CUSIP 20030N200	14,400 00	0 00	325 298 00	512,864 08	- 187,568 08	0 00	- 187 568 08
COMM BANCORP INC N J COM CUSIP 200519108	1,225 00	0 00	52,807 75	55,127 75	- 2,220 00	0 00	- 2,220 00
COMM BANCSHARES INC COM CUSIP 200525103	7,440 00	0 00	292,317 60	279 705 64	12,811 96	0 00	12,811 96
COMMSCOPE INC COM CUSIP 203372107	2,200 00	0 00	17,380 00	33,815 02	- 16,435 02	0 00	- 16,435 02
CONCORD EFS INC COM SEDOL 2215853	28,000 00	0 00	409,240 00	418,983 22	- 9,753 22	0 00	- 9,753 22
CONVERGYS CORP COM CUSIP 212485108	8,200 00	0 00	124,230 00	184 421 03	- 70,191 03	0 00	- 70,191 03
COOPER CAMERON CORP CUSIP 216840102	3,800 00	0 00	194,288 00	153,777 67	40,520 33	0 00	40,520 33
COPART INC COM CUSIP 217204108	38 800 00	0 00	436,712 00	572,518 48	- 136,806 48	0 00	- 136,806 48
CORAM HEALTHCARE CORP COM CUSIP 218103109	1,227 00	0 00	760 74	3,987 75	- 3 227 01	0 00	- 3 227 01
CORVEL CORP COM CUSIP 221008109	2,000 00	0 00	71,500 00	57,043 89	14 458 01	0 00	14,458 01
COUNTRYWIDE FINL CORP COM STK \$ 05 PAR CUSIP 222372104	8,300 00	0 00	325,385 00	284,548 03	60,848 97	0 00	60,848 97
COX COMMUNICATIONS INC NEW CL A SEDOL 2230428	7,300 00	0 00	207,320 00	275,483 08	- 68,163 08	0 00	- 68,163 08
CREDENCE SYS CORP DEL SEDOL 2232875	7,800 00	0 00	72,774 00	358,404 05	- 283,630 05	0 00	- 283,630 05
CRESCENT REAL ESTATE EQUITIES CO TX COM CUSIP 225758105	20,700 00	0 00	344,448 00	352,240 88	- 7,792 88	0 00	- 7,792 88

Common stock

Equities

Unrealized gain/loss

Asset Detail - Base Currency



Portfolio Statement

31 DEC 2002

Account number: BDFALL
 Account Name: ALL BRADLEY FDN/ACCTS

Asset Detail - Base Currency

Unrealized gain/loss _____ Page 36 of 95

Description/Asset ID Shares/PAR value Local market price Acquired Income/expense Market value Cost Market Translation Total

Equities

Common stock

CF BARCLAYS EQTY INDEX FD B CUSIP 066659CF8	187 181 42	112 748560	21 102,188 56	28 941,572 83	- 7,839,374 37	0 00	- 7 839 374 37		
CFS BANCORP INC COM CUSIP 12525D102	7 800 00	14 3000000	112,970 00	87,390 83	25,579 17	0 00	25,579 17		
CHEKCFREE CORP NEW COM SEDOL 2163378	26,700 00	18 0010000	427,226 70	814,903 88	- 387,877 26	0 00	- 387 877 26		
CHEVRONTXACO CORP COM SEDOL 2838555	29,509 00	66 4800000	1 961,758 32	2 145 076 71	- 183 318 39	0 00	- 183,318 39		
CHICOS FAS INC COM CUSIP 188815102	4 300 00	18 9100000	81,313 00	76 287 50	5 045 50	0 00	5 045 50		
CHRISTOPHER & BANKS CORP COM CUSIP 171048105	2,575 00	20 7500000	53 431 25	88 034 29	- 15 803 04	0 00	- 15 803 04		
CIMAREX ENERGY CO COM CUSIP 171788101	15,700 00	17 9000000	281,030 00	237 337 80	43 692 10	0 00	43,692 10		
CIN FNCL CORP COM CUSIP 172082101	5,900 00	37 5500000	221,545 00	268,865 76	- 45,320 76	0 00	- 45,320 76		
CISCO SYS INC COM SEDOL 2198163	112 800 00	13 1000000	1 477,680 00	1 824,019 82	- 148,339 82	0 00	- 148,339 82		
CITIGROUP INC COM SEDOL 2297907	67 026 00	35 1900000	2,358,644 94	1 752,827 65	605 817 29	0 00	605,817 29		
CLAIRES STORES INC CUSIP 179584107	4 400 00	22 0700000	97,108 00	109 894 08	- 12 788 08	0 00	- 12 788 08		
CLEAN HBRS INC COM CUSIP 184488107	4,200 00	15 5200000	65 184 00	48 168 74	17 017 26	0 00	17,017 26		
COCA COLA CO COM CUSIP 191216100	54,000 00	43 8200000	2,388 280 00	1,064 747 85	1 301,532 05	0 00	1,301,532 05		
COCA COLA ENTERPRISES INC COM CUSIP 191218104	8,100 00	21 7200000	132 492 00	125,331 86	7 160 14	0 00	7 160 14		
COLUMBIA LABS INC COM CUSIP 197778101	21 400 00	3 3800000	71,804 00	87 348 91	- 25,444 91	0 00	- 25,444 91		

571

921

Description/Asset ID	Local market price	Accrued	Market value	Cost	Market	Translation	Total
BSTN SCIENTIFIC CORP COM CUSIP 101137107	4 200 00	0 00	178 584 00	83,530 80	85,053 40	0 00	85,053 40
BURL NORTHN SANTA FE CORP COM CUSIP 12188T104	8 100 00	732 00	158,681 00	174,110 72	- 15,448 72	0 00	- 15,448 72
C CORNET CORP COM CUSIP 125010108	3 600 00	0 00	11 952 00	64,317 80	- 52,365 80	0 00	- 52,365 80
CABLE DESIGN TECHNOLOGIES CORP CUSIP 128924108	33 300 00	0 00	196,470 00	224,881 17	- 28,391 17	0 00	- 28,391 17
CABLEVISION NY GROUP CL A COM SEDOL 2162243	72,830 00	0 00	1,219 174 20	1,532,189 11	- 313,014 91	0 00	- 313,014 91
CABOT MICROELECTRONICS CORP COM CUSIP 12708P103	2 875 00	0 00	140 420 00	118,957 87	21,462 03	0 00	21,462 03
GADENCE DESIGN SYS INC COM SEDOL 2302232	12,100 00	0 00	142,659 00	127,655 00	15,004 00	0 00	15,004 00
CAP AUTOMOTIVE REIT COM SHS CUSIP 139733109	4,425 00	0 00	104,872 50	102,073 88	2,798 82	0 00	2,798 82
CARNIVAL CORP COM SEDOL 2178750	16,800 00	0 00	414,170 00	363,789 00	50,371 00	0 00	50,371 00
CARRAMERICA RLTY CORP COM REIT CUSIP 144418100	35,300 00	0 00	884,265 00	816,393 76	- 32,128 76	0 00	- 32,128 76
CATELLUS DEV CORP CUSIP 149111108	13 400 00	0 00	285,880 00	264,587 60	1,402 40	0 00	1,402 40
CATERPILLAR INC COM CUSIP 149123101	2 800 00	0 00	128 016 00	140,577 25	- 12,561 25	0 00	- 12,561 25
CBRL GROUP INC COM STK CUSIP 12488V108	1 800 00	38 00	57,247 00	50,334 80	6,912 20	0 00	6,912 20
CEC ENMT INC COM CUSIP 125137108	3,100 00	0 00	85,170 00	125,740 78	- 30,570 78	0 00	- 30,570 78
CENT VT PUB SVC CORP COM CUSIP 155711108	4,000 00	0 00	73,120 00	62 588 85	10,530 05	0 00	10,530 05

Common stock

Equities

Asset Detail - Base Currency

Description/Asset ID	Local market price	Accrued	Market value	Cost	Market	Translation	Total
----------------------	--------------------	---------	--------------	------	--------	-------------	-------

Unrealized gain/loss



◆ Asset Detail - Base Currency

Description/Asset ID Shares/PAR value	Local market price	Accrued income/expense	Market value	Cost	Unrealized gain/loss		Total
					Market	Translation	
<i>Equities</i>							
Common stock							
BELO CORP CUSIP 080555105 5,100 00	21 320000	0 00	108,732 00	85,091 81	23,840 39	0 00	23,840 39
BENIHANA INC CL A CUSIP 082047200 6,235 00	13 500000	0 00	84 172 50	75,399 67	8,772 83	0 00	8,772 83
BENIHANA INC COM CUSIP 082047101 1,300 00	13 680000	0 00	17,784 00	20,984 52	- 3 200 52	0 00	- 3,200 52
BERKSHIRE HATHAWAY INC DEL CL A SEDOL 2093888 14 00	72,750 000000	0 00	1,018 500 00	708 900 70	311 599 30	0 00	311,599 30
BIG 5 SPORTING GOODS CORP COM CUSIP 08915P101 8,900 00	10 7900000	0 00	98 031 00	105,859 48	- 9,828 48	0 00	- 9,828 48
BIOSITE INC COM CUSIP 080945108 2,200 00	34 0200000	0 00	74 844 00	85 142 50	9 701 50	0 00	9,701 50
BISYS GROUP INC COM CUSIP 055472104 8,150 00	15 9000000	0 00	97,785 00	124 199 71	- 26,414 71	0 00	- 26 414 71
BK AMER CORP COM CUSIP 060505104 8 800 00	69 5700000	0 00	473,078 00	368,022 83	105,053 37	0 00	105,053 37
BOEING CO COM CUSIP 087023105 8,600 00	32 8900000	0 00	217 734 00	268 450 81	- 48,716 81	0 00	- 48,716 81
BRANDYWINE RLTY TR SH BEN INT NEW REIT CUSIP 105388203 18,100 00	21 8100000	7 084 00	351 141 00	345 499 28	5,641 74	0 00	5 641 74
BRE PROPS INC CL A COM CUSIP 05584E108 27,700 00	31 2000000	0 00	864 240 00	869 523 39	- 5 283 39	0 00	- 5,283 39
BRIGHT HORIZONS FAMILY SOLUTIONS INC COM CUSIP 109185107 2 625 00	28 1200000	0 00	73 815 00	74 287 28	- 472 28	0 00	- 472 28
BROADCOM CORP CL A SEDOL 2235822 17 200 00	15 0600000	0 00	259,032 00	288,892 17	- 27,860 17	0 00	- 27,860 17
BSTN PPTYS INC COM STK CUSIP 101121101 29 700 00	38 9800000	18,117 00	1 094 742 00	1,041 743 40	52 998 60	0 00	52,998 60
BSTN PVT FINL HLDGS INC COM CUSIP 101118105 4 100 00	19 8800000	0 00	81,426 00	69 504 84	11 921 06	0 00	11,921 06

177

◆ Asset Detail - Base Currency

Description/Asset ID		Accrued	Unrealized gain/loss				
Shares/PAR value	Local market price	Income/expense	Market value	Cost	Market	Translation	Total
Equities							
Common stock							
ARROW ELECTR INC COM	CUSIP 042735100						
14,000 00	12 7900000	0 00	179,060 00	303,987 14	- 124,927 14	0 00	- 124,927 14
ASPEN TECH INC COM	CUSIP 045327103						
35,200 00	2 8300000	0 00	89,816 00	389,017 84	- 289,401 84	0 00	- 289,401 84
ASTRONICS CORP COM	CUSIP 048433108						
1,725 00	6 9000000	0 00	11 902 50	15,093 39	- 3,190 89	0 00	- 3,190 89
AT&T CORP COM NEW	SEDOL 2084988						
17,440 00	26 1100000	3,270 00	455,358 40	474,146 55	- 18,788 15	0 00	- 18,788 15
AVALONBAY CMNTYS REIT	CUSIP 053484101						
5 800 00	39 1400000	4,060 00	227,012 00	195 854 50	31,157 50	0 00	31 157 50
AZZ INC COM	CUSIP 002474104						
5,400 00	12 4200000	0 00	67,088 00	91,723 74	- 24,655 74	0 00	- 24,655 74
BAKER HUGHES INC COM	SEDOL 2072085						
25,850 00	32 1900000	0 00	825,873 50	689,732 91	155,940 59	0 00	155,940 59
BANK ONE CORP COM	SEDOL 2298591						
19,100 00	38 5500000	4,011 00	696,105 00	696,113 50	1 991 50	0 00	1,991 50
BANKNORTH GROUP INC NEW COM	CUSIP 06846R107						
9 800 00	22 8000000	0 00	221 480 00	191,576 91	29,903 09	0 00	29,903 09
BB&T CORP COM	CUSIP 054937107						
6,454 00	36 9900000	0 00	238,733 48	197,313 20	41,420 28	0 00	41 420 28
BEA SYS INC COM	CUSIP 073325102						
31 700 00	11 4700000	0 00	363,599 00	348,093 41	17,505 59	0 00	17,505 59
BEAZER HOMES USA INC COM	CUSIP 07556Q105						
2,100 00	60 6000000	0 00	127,280 00	188,505 00	- 61,245 00	0 00	- 61,245 00
BECKMAN COULTER INC COM	CUSIP 075811109						
5,400 00	29 5200000	0 00	159,408 00	159,434 25	- 26 25	0 00	- 26 25
BEL FUSE INC CL B	CUSIP 077347300						
4 400 00	20 1500000	0 00	89,660 00	103,767 92	- 15,107 92	0 00	- 15,107 92
BELLSOUTH CORP COM STK	CUSIP 079880102						
24 900 00	25 8700000	0 00	644,163 00	607,983 72	36,199 28	0 00	36,199 28

Portfolio Statement

31 DEC 2002

Account Number: BDFALL
 Account Name: ARL BRADLEY FDN ACCTS

Asset Detail - Base Currency

Unrealized gain/loss _____ Page 32 of 95

Description/Asset ID Shares/PAR value Local market price Accrued Income/expense Market value Cost Market Translation Total

Equities

Common stock

AMERN INTL GROUP INC COM SEDOL 2027342	26,117 00	57 8500000	1,510,868 45	1,170,057 69	340 810 76		0 00	340,810 76
AMERN STD COS INC DEL COM SEDOL 2028809	4 300 00	71 1400000	305 902 00	298,790 37	7,111 63		0 00	7,111 63
AMSURG CORP COM CUSIP 03232PF405	13,200 00	20 4300000	269 676 00	305 821 25	- 38 245 25		0 00	- 38,245 25
ANHEUSER BUSCH COS INC COM SEDOL 2033004	18,100 00	48 4000000	876 040 00	902 017 15	- 25 977 15		0 00	- 25,977 15
ANIXTER INTL INC COM CUSIP 035280105	7 500 00	23 2500000	174 375 00	156 554 61	17,820 39		0 00	17,820 39
ANNALY MTG MGMT INC COM CUSIP 035710409	9,125 00	18 8000000	171,550 00	154 634 22	16 915 78		0 00	16,915 78
ANSOFT CORP COM CUSIP 036384105	10,000 00	6 1500000	61 500 00	108,280 74	- 48,780 74		0 00	- 48,780 74
ANTHEM INC COM CUSIP 03674B104	2,100 00	62 8000000	132,090 00	116,836 97	15,253 03		0 00	15,253 03
AOL TIME WARNER INC COM SEDOL 2712165	94 150 00	13 1000000	1,233 365 00	1 808 698 54	- 575 333 54		0 00	- 575,333 54
APPLERA CORP - APPLIED BIOSYSTEMS GROUP SEDOL 2681801	26,400 00	17 5400000	463 056 00	618 577 23	- 155 521 23		0 00	- 155,521 23
APPLIED MATERIALS INC COM SEDOL 2046552	152,400 00	13 0300000	1 985,772 00	1,896,415 08	89,356 92		0 00	89,356 92
APPLIED MICRO CIRCUITS CORP CDT-COM SEDOL 2128762	69 700 00	3 8900000	257,193 00	534,882 53	- 277,789 53		0 00	- 277,789 53
APRIA HEALTHCARE GROUP INC COM CUSIP 037933108	23 750 00	22 2400000	528,200 00	524,128 06	4,071 94		0 00	4,071 94
APT INVT & MGMT CO CL A CUSIP 03748R101	32 200 00	37 4800000	1 206,858 00	1 314 461 57	- 107,605 57		0 00	- 107,605 57
ARCHSTONE-SMITH TR COM CUSIP 039583109	39 800 00	23 5400000	836 892 00	833,549 14	103,342 86		0 00	103,342 86

171

◆ Asset Detail - Base Currency

Description/Asset ID Shares/PAR value	Local market price	Accrued Income/expense	Market value	Cost	Unrealized gain/loss		Total
					Market	Translation	
<i>Equities</i>							
Common stock							
ALLIANCE GAMING CORP COM NEW NEW CUSIP 01859P809 7,700 00 17 0300000		0 00	131,131 00	116,656 00	14,475 00	0 00	14,475 00
ALLIANT TECHSYSTEMS INC COM CUSIP 018804104 1 900 00 82 3500000		0 00	118,465 00	125,391 17	- 6 926 17	0 00	- 6,926 17
ALLIED CAP CORP NEW COM CUSIP 01903Q108 12,825 00 21 8300000		384 75	279,969 75	296,802 24	- 18,832 49	0 00	- 18,832 49
ALLSTATE CORP COM CUSIP 020002101 7,400 00 36 8900000		661 00	273,726 00	288,395 81	- 12 669 81	0 00	- 12,669 81
ALTERA CORP COM SEDOL 2021890 51,300 00 12 3300000		0 00	632,529 00	921,225 71	- 288,696 71	0 00	- 288,696 71
AMAZON COM INC COM SEDOL 2000019 2 000 00 18 8900000		0 00	37,780 00	32 562 60	5 217 40	0 00	5,217 40
AMB PPTY CORP REIT CUSIP 00163T109 16 600 00 27 3600000		6,806 00	454,176 00	442 193 46	11,982 54	0 00	11,982 54
AMBASSADORS GROUP INC COM CUSIP 023177108 6 000 00 12 9410000		0 00	77,646 00	89,411 29	- 11,765 29	0 00	- 11,765 29
AMER EXPRESS CO COM CUSIP 025816109 13,000 00 35 3500000		1,040 00	459,550 00	601,944 36	- 142,394 36	0 00	- 142,394 36
AMER GREETINGS CORP CL A COM SEDOL 2026886 13,900 00 15 8000000		0 00	219,820 00	264,891 46	- 45,271 46	0 00	- 45,271 46
AMERICREDIT CORP COM SEDOL 2928104 83,700 00 7 7400000		0 00	647,838 00	2,164,199 93	- 1 516,361 93	0 00	- 1,516,361 93
AMERIGROUP CORP COM CUSIP 03073T102 8,350 00 30 3100000		0 00	253,088 50	213,770 14	39,318 36	0 00	39,318 36
AMERIPATH INC COM CUSIP 03071D109 650 00 21 5000000		0 00	13,975 00	9 230 00	4,745 00	0 00	4,745 00
AMERN AXLE & MFG HOLDINGS INC CUSIP 024061103 1 200 00 23 4200000		0 00	28,104 00	32,400 00	- 4,296 00	0 00	- 4,296 00
AMERN EAGLE OUTFITTERS INC NEW COM CUSIP 02553E106 13,300 00 13 7800000		0 00	183,274 00	291,280 51	- 108,006 51	0 00	- 108,006 51

Portfolio Statement

31 DEC 2002

Account number: BDFALL
Account Name: ALL BRADLEY FDN ACCTS

Page 30 of 95

◆ Asset Detail - Base Currency

Description/Asset ID Shares/PAR value	Local market price	Accrued Income/expense	Market value	Cost	Unrealized gain/loss		Total
					Market	Translation	
<i>Equities</i>							
Common stock							
ADR BIOTECH HOLDERS TR DEPOS RCPTS CUSIP 09067D201 3 100 00 84 5600000		0 00	262,136 00	275,765 04	- 13,629 04	0 00	- 13,629 04
ADR COMPANHIA VALE DO RIO DOCE SPONSOREDADR SEDOL 2857334 11,000 00 28 8100000		0 00	318 010 00	285,341 00	32,669 00	0 00	32,669 00
AES CORP COM SEDOL 200247B 51 700 00 3 0200000		0 00	158,134 00	817,344 97	- 661 210 97	0 00	- 661 210 97
AFLAC INC COM CUSIP 001055102 8,100 00 30 1200000		0 00	243 972 00	249,332 41	- 5 360 41	0 00	- 5,360 41
AFTERMARKET TECH CORP COM CUSIP 008318107 3 800 00 14 5000000		0 00	58 550 00	57,408 73	- 856 73	0 00	- 856 73
AGCO CORP COM CUSIP 001084102 5,600 00 22 1000000		0 00	123,780 00	137,749 37	- 13 969 37	0 00	- 13,969 37
AGERE SYS INC CL A CUSIP 00845V100 71 036 00 1 4400000		0 00	102,291 84	271 533 26	- 169,241 42	0 00	- 169,241 42
AGERE SYS INC CL B CUSIP 00845V209 38 362 00 1 4000000		0 00	53 708 80	114 888 60	- 61,181 80	0 00	- 61,181 80
AGILENT TECHNOLOGIES INC COM SEDOL 2520153 45,713 00 17 9600000		0 00	821,005 48	1 171,958 75	- 350,951 27	0 00	- 350,951 27
AIR PROD & CHEM INC COM SEDOL 2011802 10,200 00 42 7500000	2,142 00		436,050 00	419,064 40	16,985 60	0 00	16,985 60
AK AIR GROUP INC COM CUSIP 011859109 10,000 00 21 6500000		0 00	218 500 00	251 309 38	- 34 809 38	0 00	- 34 809 38
AK STL HLDG CORP COM STK PAR \$0 01 CUSIP 001547108 18,700 00 8 0000000		0 00	149,600 00	168,971 13	- 17,371 13	0 00	- 17,371 13
AKAMAI TECHNOLOGIES INC COM STK CUSIP 00971T101 78 800 00 1 7300000		0 00	133,037 00	261 730 38	- 128,693 38	0 00	- 128,693 38
ALCOA INC COM STK CUSIP 013817101 17,000 00 22 7800000		0 00	387,260 00	516 469 78	- 129,209 78	0 00	- 129,209 78
ALLERGAN INC COM SEDOL 2017213 19 700 00 57 6200000		0 00	1,135,114 00	1,180 667 88	- 45 553 88	0 00	- 45 553 88

181

Asset Detail - Base Currency

Description/Asset ID Shares/PAR value	Local market price	Accrued Income/expense	Market value	Cost	Unrealized gain/loss		Total
					Market	Translation	
Equities							
Common stock							
VODAFONE GROUP ORD USD0 10 1,717,982 00	SEDOL 0719210 1 1325000	21,976 52	3,132,191 34	1,481,792 85	1,587,643 80	82,734 59	1,870,398 39
WHITBREAD ORD GBP0 50 4 000 00	SEDOL 3034545 5 4100000	0 00	34,838 04	34,807 17	- 777 79	1,008 68	230 87
WOLSELEY ORD 25P 8,000 00	SEDOL 0978402 5 2150000	0 00	50,373 49	81,669 82	- 18,300 37	7,004 04	- 11,296 33
Total GBP		39,464 50	9,527,465 15	9,180,813 97	- 313,577.55	660,228 73	346,651 18
United Kingdom - SEK							
ASTRAZENECA ORD USD0 25 82,679 00	SEDOL 5859802 308 0000000	0 00	2 201 208 88	1,806,134 28	552,812 58	- 157,740 18	395,072 40
Total SEK		0 00	2,201,208 66	1,806,134 26	552,812 58	- 157,740 18	395,072 40
United Kingdom - USD							
ADR ASTRAZENECA PLC SPONSORED ADR UK 15,100 00	SEDOL 2888044 35 0900000	0 00	529,859 00	634 425 83	- 104 568 63	0 00	- 104,568 63
ADR BP P L C FORMERLY BP AMOCO P L C TO 05/ SPONSORED ADR BP PLC 20 000 00	CUSIP 055822104 40 8500000	0 00	813 000 00	840,548 00	- 27,548 00	0 00	- 27,548 00
ADR VODAFONE GROUP PLC NEW SPONSORED ADR 500 00	SEDOL 2728445 18 1200000	63 10	9 060 00	7,870 90	1,089 10	0 00	1 089 10
Total USD		63 10	1,351,919 00	1,482,944.53	- 131,025 53	0 00	- 131,025.53
Total United Kingdom		39,527 60	13,080,590 81	12,469,892 76	108,209.50	502,488 55	610,698 05
United States - USD							
AAON INC COM PAR \$0 004 4 625 00	CUSIP 000380208 18 4300000	0 00	85,238 75	82,353 23	22,885 52	0 00	22,885 52
ABBOTT LAB COM 20,000 00	CUSIP 002824100 40 0000000	0 30	800,000 00	68,301 58	731,898 44	0 00	731,898 44
ACRES GAMING INC COM 18 100 00	CUSIP 004838100 5 2900000	0 00	95,749 00	84,871 63	30,877 37	0 00	30,877 37
ACTEL CORP COM 7 500 00	CUSIP 004834105 18 2200000	0 00	121,850 00	147,878 43	- 28,029 43	0 00	- 28,029 43

181

Portfolio Statement

31 DEC 2002

Account number: BDFALU
Account Name: ALL BRADLEY FDN/ACCTS

Page 28 of 95

◆ Asset Detail - Base Currency

Description/Asset ID Shares/PAR value	Local market price	Accrued Income/expense	Market value	Cost	Unrealized gain/loss		Total
					Market	Translation	
<i>Equities</i>							
Common stock							
LLOYDS TSB GROUP ORD GBP0 25 4,500 00	SEDOL 0870612 4 4800000	0 00	32 310 52	45 385 00	- 19,502 74	8,428 28	- 13,074 48
MARKS & SPENCER GP ORD GBP0 25 41 690 00	SEDOL 3127489 3 1500000	2,684 85	211,416 54	155,703 09	33,578 83	22,133 82	55,713 45
NATL GRID TRANSCO ORD GBP0 10 28,300 00	SEDOL 3122387 4 5650000	3 125 41	207 981 04	203,795 35	- 3,340 31	7,528 00	4,185 69
PEARSON ORD 25P 42,800 00	SEDOL 0877808 5 7450000	0 00	395,849 70	651,706 48	- 338,624 48	82,787 73	- 255,856 78
PRUDENTIAL PLC 5P 21,600 00	SEDOL 0709954 4 3900000	0 00	152,856 32	174,183 43	- 25,333 59	3,808 48	- 21,527 11
REUTERS GROUP ORD GBP0 25 70 000 00	SEDOL 0236913 1 7750000	0 00	200 028 98	413 559 84	- 254,850 74	41,419 88	- 213 530 88
ROYAL BK SCOTLAND ORD GBP0 25 39,100 00	SEDOL 0754783 14 8800000	0 00	938 647 58	831 861 39	- 6,405 48	111 191 85	104,788 17
ROYAL&SUN ALLIANCE ORD GBP0 275 28 638 00	SEDOL 0861689 1 2075000	0 00	55,666 77	243 133 87	- 189 825 48	2 358 38	- 187,467 10
SAFEWAY PLC ORD GBP0 25 31,850 00	SEDOL 0049241 2 1325000	1,563 88	109,344 02	158 088 39	- 68 800 95	20 058 58	- 48,742 37
SIX CONTINENTS PLC ORD GBP0 28 10 300 00	SEDOL 0243195 5 0200000	4 079 14	83 241 03	112 662 12	- 43,395 08	13,973 99	- 29,421 08
SMITH & NEPHEW ORD GBP0 1222 4,900 00	SEDOL 0922320 3 8050000	0 00	30 015 62	15 632 69	14,597 19	- 214 28	14,382 93
SMITHS GROUP ORD GBP0 25 50 074 00	SEDOL 0818270 6 9550000	0 00	560 668 22	710 184 83	- 178,323 15	28 808 54	- 149,516 81
STANDARD CHARTERED ORD USD0 50 22 700 00	SEDOL 0408284 7 0800000	0 00	258,004 38	269,038 14	- 41,826 28	30,794 50	11,031 76
TI AUTOMOTIVE 'A'SHARES GBP 0 01 151 900 00	SEDOL 3067529 0 0000000	0 00	0 00	0 00	0 00	0 00	0 00
UNILEVER PLC ORD GBP0 014 48,100 00	SEDOL 0574873 5 9100000	0 00	467 159 83	460 299 84	6,904 65	44 48	6,880 19

183

◆ Asset Detail - Base Currency

Description/Asset ID Shares/PAR value	Local market price	Accrued Income/expense	Market value	Cost	Unrealized gain/loss		Total
					Market	Translation	
Equities							
Common stock							
Total Taiwan		0 00	253,750 65	114,575 18	139,175 47	0 00	139,175 47
United Kingdom - GBP							
ARM HLDGS ORD GBP0 0005 78,000 00	SEDOL 0059585 0 4800000	0 00	60,274 33	253,152 30	- 210,037 37	26,159 40	- 192,877 67
ASTRAZENECA USD PAR 25 15,700 00	SEDOL 0889529 22 2000000	0 00	561,111 47	575,435 23	- 9,011 80	- 5,311 98	- 14,323 78
AVIVA ORD GBP0 25 4,000 00	SEDOL 0218238 4 4300000	0 00	28,527 27	35,031 58	- 7,135 39	831 08	- 6 504 31
AWG ORD GBP0 18 2 655 00	SEDOL 3183598 4 3350000	0 00	18,528 93	30,520 54	- 12,098 88	107 37	- 11,991 61
BAE SYSTEMS ORD GBP0 025 83 600 00	SEDOL 0263484 1 2400000	0 00	166,887 78	147,857 46	18,762 48	2,267 82	19,030 30
BARCLAYS ORD GBP0 25 32,000 00	SEDOL 3134865 3 8500000	0 00	198,338 59	242,695 26	- 74,867 44	30 510 77	- 44,356 67
BG GROUP ORD GBP0 10 51 100 00	SEDOL 0878289 2 6800000	0 00	220,471 38	207,324 89	6,807 14	6,539 25	13 146 39
BILLITON ORD USD0 50 58,321 00	SEDOL 0056850 3 3175000	0 00	311,481 82	294,628 92	5,109 73	11,742 97	16,852 70
BOC GROUP ORD 25P 22,600 00	SEDOL 0108120 8 8900000	5,639 45	323 085 84	339,664 18	- 57 196 81	40,418 47	- 16,778 34
BRIT AMER TOBACCO ORD GBP0 25 6,700 00	SEDOL 0287580 8 2050000	0 00	68,928 81	51,574 21	8,835 49	6,519 11	15,354 60
BT GROUP ORD GBP1 15 10,917 00	SEDOL 3091357 1 8500000	395 45	34,271 60	128,272 78	- 94,108 54	107 36	- 94,001 18
CELLTECH GROUP ORD GBP0 50 31,000 00	SEDOL 0182278 3 4500000	0 00	172,177 86	197,347 09	- 32,411 52	7,242 29	- 25,169 23
COMPASS GROUP ORD GBP0 10 44 500 00	SEDOL 0533153 3 3000000	0 00	236,412 52	308,327 67	- 110,088 90	38,173 75	- 71 915 15
CORUS GROUP ORD GBP0 50 480,000 00	SEDOL 0828053 0 2725000	0 00	210 573 77	385,481 58	- 190,254 70	35,348 89	- 154 907 81

h81

Portfolio Statement

31 DEC 2002

Account number: BDFALL
 Account Name: ALL BRADLEY FDN ACCTS

◆ Asset Detail - Base Currency

Description/Asset ID Shares/PAR value	Local market price	Accrued Income/expense	Market value	Cost	Unrealized gain/loss		Total
					Market	Translation	
Equities							
Common stock							
Total Sweden		0 00	1,102,773 92	1,103,224 43	- 52,423 63	51,973 12	- 450 51
Switzerland - CHF							
FORBO HLDGS AG CHF50(REGD) SEDOL 4350035 1,450 00 412 0000000		0 00	432,053 23	751,227 24	- 381,182 60	62,008 59	- 319,174 01
HOLCIM CHF10(BR) SEDOL 7110764 4,984 00 251 0000000		0 00	901,109 42	674,508 89	270,023 67	- 43,423 14	228,600 53
NESTLE SA CHF1(REGD) SEDOL 7123870 2,739 00 293 0000000		0 00	580 405 73	527,133 51	- 48 426 23	101,898 45	53,272 22
NOVARTIS AG CHF0 50(REGD) SEDOL 7103065 25,104 00 50 4500000		0 00	915 959 21	758 188 54	212,428 48	- 52,667 79	159,780 67
RICHEMONT(CIE FIN) 'A'CHF1(BR)EQUITY UNIT SEDOL 7151116 25,436 00 25 8000000		0 00	474,614 02	566,521 56	- 226 387 06	134,479 52	- 91,807 54
SWISS REINSURANCE CHF0 1(REGD) SEDOL 7189816 13,781 00 90 7000000		0 00	902 670 64	1,340 242 51	- 729,584 28	292,022 39	- 437,571 67
SWISSCOM AG CHF8(REGD) SEDOL 5533976 2,979 00 400 5000000		0 00	862,869 39	743,971 37	123 954 38	- 5,058 34	118,899 02
SYNTHES-STRATEC COM CHF0 01 SEDOL 4532673 535 00 848 0000000		0 00	328 111 67	267,531 40	- 1 588 07	62,178 34	80,580 27
Total CHF		0 00	5,397,793 31	5,627,335 02	- 780,779 73	551,238 02	- 229,541 71
Switzerland - USD							
ADR NESTLE S A SPONSORED ADR REPSTG REG SH CUSIP 641069406 11,500 00 53 2000000		0 00	611 800 00	625,200 00	- 13 400 00	0 00	- 13,400 00
Total USD		0 00	611,800 00	625,200 00	- 13,400 00	0 00	- 13,400 00
Total Switzerland		0 00	6,009,593 31	6,252,535 02	- 794,179 73	551,238 02	- 242,941 71
Taiwan - USD							
ADR TAIWAN SEMICONDUCTOR MFG CO LTD ISINUS8740391003 SEDOL 2113382 35,893 00 7 0500000		0 00	253,750 65	114,575 18	139,175 47	0 00	139,175 47
Total USD		0 00	253,750 65	114,575 18	139,175 47	0 00	139,175 47

185

◆ Asset Detail - Base Currency

Description/Asset ID Shares/PAR value	Local market price	Accrued Income/expense	Market value	Cost	Unrealized gain/loss		Total
					Market	Translation	
<i>Equities</i>							
Common stock							
Spain - EUR							
BBVA(BILB-VIZ-ARG) EUR0 49 50,388 00	SEDOL 5501808 9 1200000	0 00	482,028 82	588 498 18	- 142,850 14	38,377 88	- 108,472 28
BCO SANT CENT HISP EUR0 50(REGD) 8,400 00	SEDOL 5705848 8 5400000	0 00	57,849 57	78,394 04	- 33,981 38	13,218 91	- 20,744 47
GRUPO DRAGADOS SA EUR1 3,000 00	SEDOL 5687000 18 2000000	0 00	51,000 80	13 104 38	40 784 25	- 2,888 03	37,898 22
IBERDROLA SA EUR3 5 700 00	SEDOL 4424840 13 3500000	0 00	79 853 71	83 181 38	- 4,835 69	1,328 04	- 3,307 65
INDUSTRIA DE DISENO TEXTIL (INDITEX) ORDCOM STK 23,500 00	SEDOL 7111314 22 5100000	0 00	555,114 23	383,031 87	120,059 91	72,022 65	192,082 58
TELEFONICA SA EUR1 13,378 00	SEDOL 5732524 8 5300000	0 00	119,759 97	254 258 37	- 182,045 31	27,548 91	- 134,488 40
Total EUR		0 00	1,345,405 00	1,380,447 00	- 182,648 36	147,606 36	- 35,042 00
Total Spain		0 00	1,345,405 00	1,380,447 00	- 182,648 36	147,606 36	- 35,042 00
Sweden - SEK							
ASSA ABLOY SEK1 SER'B' 17 800 00	SEDOL 5698789 89 5000000	0 00	203,263 88	199,230 57	- 13,387 78	17,401 17	4,033 41
AUTOLIV INC USD1 SDR (SWEDISH DEP RECPT) 2,000 00	SEDOL 5247374 178 5000000	0 00	40,971 85	44,384 58	- 6,899 59	3,508 88	- 3,392 71
ELECTROLUX AB SER'B'SEK5 5,800 00	SEDOL 5488782 137 5000000	0 00	91 528 75	105,088 08	- 27,447 86	13,898 65	- 13,559 31
FORENINGSSPARBK SEK20 SER'A' 37,200 00	SEDOL 4848523 103 0000000	0 00	438,741 54	438,825 03	- 17,228 55	18,045 08	818 51
SVENSKA CELLULOSA SER'B'SEK10 2,400 00	SEDOL 4885379 294 0000000	0 00	80,979 85	80,427 87	- 10 887 20	11,418 18	551 89
SVENSKA HANDELSBKN SER'A SEK4 18,500 00	SEDOL 5703881 118 0000000	0 00	248,280 15	235 180 54	23,387 43	- 12,287 82	11,088 81
Total SEK		0 00	1,102,773 92	1,103,224 43	- 52,423 63	51,973 12	- 450.51

Portfolio Statement

31 DEC 2002

Account Number: BDFALL
Account Name: ALL BRADLEY FDN/ACCTS

Page 24 of 95

◆ Asset Detail - Base Currency

Description/Asset ID Shares/PAR value	Local market price	Accrued Income/expense	Market value	Cost	Unrealized gain/loss		Total
					Market	Translation	
Equities							
Common stock							
Total USD		0 00	142,215 00	108,420 24	33,794 76	0 00	33,794 76
Total Panama		0 00	142,215 00	108,420 24	33,794 76	0 00	33,794 76
Republic of Korea - USD							
SAMSUNG ELECTRONIC GDR REP 1/2 4,915 00	KRW5000(REG S) 133 2500000	SEDOL 4942818 0 00	654,923 75	406,071 32	248 852 43	0 00	248,852 43
Total USD		0 00	654,923 75	406,071 32	248,852 43	0 00	248,852 43
Total Republic of Korea		0 00	654,923 75	406,071 32	248,852 43	0 00	248,852 43
Russia - USD							
ADR OIL CO LUKOIL SPONSORED ADR 4 900 00	SEDOL 2537432 60 8000000	0 00	297 920 00	266 682 28	31,237 72	0 00	31,237 72
Total USD		0 00	297,920 00	266,682 28	31,237 72	0 00	31,237 72
Total Russia		0 00	297,920 00	266,682 28	31,237 72	0 00	31,237 72
Singapore - SGD							
O/SEAS CHINESE BK SGD1 34 000 00	SEDOL 6683689 9 6500000	0 00	189 181 14	202 135 09	- 17,432 71	4,458 76	- 12,973 95
SINGAPORE PRESS HD SGD1(POST 39,000 00	RECONSTRUCTION) 18 2000000	SEDOL 8133868 17,987 89	409,224 56	675,087 51	- 253 385 29	- 12,477 66	- 265 882 95
SINGAPORE TECH ENG SGD0 10 295 000 00	SEDOL 6043214 1 6500000	0 00	280,628 42	339,460 30	- 51,084 66	- 7,787 22	- 58,831 88
SINGAPORE TELECOMM SGD0 15 1,088,200 00	SEDOL 6610753 1 2400000	0 00	777,857 91	1,270,775 79	- 436,705 39	- 58,112 49	- 492,817 88
Total SGD		17,987 89	1,656,972 03	2,487,458 69	- 758,588 05	- 71,898 61	- 830,486 66
Singapore - USD							
DBS GROUP HLDGS GDS-EACH REP 1 SHARE ADR 24,000 00	SEDOL 7285435 6 3000000	0 00	151 200 00	125 892 00	25 308 00	0 00	25,308 00
Total USD		0 00	151,200 00	125,892 00	25,308 00	0 00	25,308 00
Total Singapore		17,987 89	1,808,172 03	2,613,350 69	- 733,280 05	- 71,898 61	- 805,178 66

187

◆ Asset Detail - Base Currency

Description/Asset ID Shares/PAR value	Local market price	Accrued Income/expense	Market value	Cost	Unrealized gain/loss		Total
					Market	Translation	
Equities							
Common stock							
WOLTERS KLUWER CVA EURO 12 3,000 00	SEDOL 5671519 18 8000000	0 00	52,259 97	40,595 06	8 369 28	3 285 55	11,884 81
Total EUR		0 00	5,711,431 93	7,165,604 70	- 2,244,215 26	790,042 49	- 1,454,172 77
Netherlands - USD							
ADR ASML HLDG ASML HLDG NV EURO 02(NY REG) 18 500 00	SEDOL 2242253 8 3800000	0 00	183,020 00	432 658 25	- 269,838 25	0 00	- 269,838 25
ROYAL DUTCH PETRO N Y REGISTRY SH PAR N 1 25 GLDR 13 000 00	SEDOL 2018748 44 0200000	0 00	572,280 00	635,481 51	- 63,201 51	0 00	- 63,201 51
Total USD		0 00	735,280 00	1,068,117 76	- 332,837 76	0 00	- 332,837 76
Total Netherlands		0 00	6,446,711 93	8,233,722 46	- 2,577,053 02	790,042 49	- 1,787,010 53
New Zealand - NZD							
TELECOM CORP OF NZ NPV 68,200 00	SEDOL 8881438 4 5300000	0 00	181,594 47	143,988 27	86,281 28	- 68,675 08	17,606 20
Total NZD		0 00	161,594 47	143,988 27	86,281 28	- 68,675 08	17,606 20
Total New Zealand		0 00	161,594 47	143,988 27	86,281 28	- 68,675 08	17,606 20
Norway - NOK							
NORSK HYDRO AS NOK20 13,100 00	SEDOL 4845805 310 5000000	0 00	587,138 88	542,059 59	20,600 00	24,478 09	45,079 09
NORSKE SKOGSINDUST NOK10 18,650 00	SEDOL 7070398 98 0000000	0 00	263 823 04	245,269 84	5,054 30	13,498 80	18,553 10
STATOIL ASA NOK2 50 75,000 00	SEDOL 7133808 58 5000000	0 00	633,322 51	552,675 31	- 97 678 59	178,325 79	80,647 20
Total NOK		0 00	1,484,284 23	1,340,004 84	- 72,024 29	216,303 68	144,279 39
Total Norway		0 00	1,484,284 23	1,340,004 84	- 72,024 29	216,303 68	144,279 39
Panama - USD							
CARNIVAL CORP COM 5,700 00	CUSIP 143658102 24 9500000	0 00	142,215 00	108 420 24	33,794 76	0 00	33,794 76

◆ Asset Detail - Base Currency

Description/Asset ID Shares/PAR value	Local market price	Accrued Income/expense	Market value	Cost	Unrealized gain/loss		Total
					Market	Translation	
<i>Equities</i>							
Common stock							
Mexico - USD							
ADR AMER MOVIL S A DE C V SPONSORED ADR REPSTG SER L SHS SEDOL 2722870 21 400 00 14 3600000 459 67			307 304 00	209 575 92	97 728 08	0 00	97,728 08
ADR TELEFONOS DE MEX S A SPONSORED ADR REPSTG SH ORD L SEDOL 2881812 18,100 00 31 9800000 0 00			578 838 00	178 746 81	400,091 19	0 00	400,091 19
Total USD		459 67	886,142 00	388,322 73	497,819 27	0 00	497,819 27
Total Mexico		459 67	886,142 00	388,322 73	497,819 27	0 00	497,819 27
Netherlands - EUR							
ABN-AMRO HLDGS NV EURO 58 SEDOL 5250789 18,500 00 15 5800000 0 00			302,467 12	305,918 61	- 50,814 15	47,382 88	- 3,451 49
AEGON NV EURO 12 SEDOL 5927375 90,634 00 12 2600000 0 00			1,168 059 25	2 249,732 52	- 1 313,284 70	229 611 43	- 1 083,673 27
ASML HLDG EURO 02 SEDOL 5948388 47,200 00 7 9600000 0 00			394 270 30	382 943 88	- 34 112 59	45,439 01	11 326 42
CSM NV CVA(PART EXCH)EURO 25 SEDOL 5799949 10 000 00 19 9800000 0 00			209,669 13	204,820 99	- 10,731 31	15,579 45	4 848 14
DSM NV CVA EUR3 00 SEDOL 5773887 3 800 00 43 3800000 0 00			177,538 75	146,818 91	4,340 33	28,379 61	30 719 94
HEINEKEN NV EUR2 SEDOL 7108048 21 750 00 37 2000000 0 00			849,085 51	909,967 39	- 77,899 28	17,097 40	- 60,801 88
ING GROEP NV CVA EURO 24 SEDOL 7154182 12,000 00 18 1400000 0 00			203,248 83	205,958 63	- 10,893 41	8 183 61	- 2,709 80
NUMICO (KON) NV CVA EURO 25 SEDOL 5402601 10 800 00 12 0000000 0 00			133 483 05	208 351 58	- 89,587 48	14 698 95	- 74,888 53
ROYAL DUTCH PETROL EURO 58(BR) SEDOL 5202704 42,600 00 41 9500000 0 00			1 875 342 38	2 046,775 13	- 481,312 80	309,880 03	- 171,432 77
STMICROELECTRONICS EUR1 04 SEDOL 5982332 9,600 00 18 6800000 0 00			188,185 91	200,698 89	- 25,583 02	13,051 94	- 12,511 08
VEDIOR CVA EURO 05 SEDOL 5205361 28,000 00 5 4400000 0 00			159 843 85	283,027 11	- 182,846 11	59,482 85	- 103,183 28

The Northern Trust Company

Generated by The Northern Trust Company from periodic data on 14 Jan 03

061

Description/Asset ID	Accrued	Market value	Cost	Market	Translation	Total
SANKYO COMPANY LTD JPY50 SEDOL 8775283	1,000 00	12,547 40	13,814 10	- 1,467 09	400 39	- 1,066 70
SHIMAMURA CO JPY50 SEDOL 8804035	1,900 00	121 041 54	121,398 40	- 2,284 22	1,907 38	- 358 88
SHIONOJI & CO JPY50 SEDOL 8804882	45,000 00	838,302 35	886,318 19	18,477 58	- 78 483 40	- 80,015 84
SUMITOMO CORP JPY50 SEDOL 8858848	5,000 00	21,488 16	27,233 34	- 8,563 28	2,818 11	- 5,745 18
SUZUKI MOTOR CORP JPY50 SEDOL 8865504	40,000 00	434,819 25	458,672 39	58,892 62	- 80 545 76	- 21,853 14
TAIYO YUDEN CO Y50 SEDOL 8870584	17,000 00	180,214 04	182,328 47	- 14,481 33	2 368 80	- 12,114 43
TAKEFUII CORP JPY50 SEDOL 8878687	1,830 00	105,633 27	162 120 89	- 64,435 47	7,947 75	- 58,487 72
TANABE SEIYAKU CO Y50 SEDOL 8878984	3,000 00	28 180 28	28 140 80	- 203 85	253 33	49 48
TDK CORP JPY50 SEDOL 888302	8 000 00	241,878 80	284,644 78	- 48,845 61	3 878 43	- 42,966 18
TOHOKU ELEC POWER Y50 SEDOL 8885288	7 100 00	104,522 63	124,380 84	- 28,248 67	8,378 38	- 18,868 31
TOKYO ELECTRON Y50 SEDOL 8895875	10 400 00	470,815 99	381,850 69	88,358 42	9,408 88	108,783 30
TOKYU CORP Y50 SEDOL 8898548	89,000 00	313,481 19	258,828 55	23,884 53	28 888 11	53,882 64
TOYOTA MOTOR CORP JPY50 SEDOL 8908443	3 800 00	104 838 94	103,574 43	- 8,914 72	8 177 23	1,282 51
UNY CO JPY50 (8270) SEDOL 8918824	4,000 00	39 133 73	42,875 00	- 4,178 25	334 88	- 3,841 27
Total JPY	1,253 48	9,793,472 66	11,809,904 85	- 1,788,160 03	- 218,272 16	- 2,016,432 19
Total Japan	1,253 48	9,793,472 66	11,809,904 85	- 1,798,160 03	- 218,272 16	- 2,016,432 19

Common stock

Equities

Unrealized gain/loss

Asset Detail - Base Currency



Portfolio Statement

31 DEC 2002

Account number: BDFALL
 Account Name: ALL BRADLEY EDN ACCTS

Asset Detail - Base Currency

Unrealized gain/loss _____

Description/Asset ID Shares/PAR value Local market price Acquired Income/expense Market value Cost Market Translation Total

Equities

Common stock

MITSUBI CHEMICALS Y50 SEDOL 6587368	8,000 00	529 00000000	0 00	40 118 66	37,888 48	1,483 65	737 53	2,231 18	
MITSUBI FUDOSAN JPY50 SEDOL 6587603	27,000 00	770 00000000	0 00	175,191 71	253 210 06	- 107,354 02	28,335 67	- 78,018 35	
MITSUBI O S K LINES Y50 SEDOL 6597584	41,000 00	248 00000000	0 00	84,991 99	71 347 52	14,211 92	- 567 45	13 644 47	
MURATA MFG CO JPY50 SEDOL 6610403	2,800 00	4,650 00000000	0 00	113,634 45	174,332 30	- 61,022 99	325 14	- 60,697 85	
NEC CORP NPV SEDOL 6640400	35,000 00	444 00000000	0 00	130,851 38	618,527 87	- 433 092 69	- 55,483 80	- 488,576 49	
NIKKO CORDIAL CORPORATION Y50 SEDOL 6640284	139,000 00	400 00000000	0 00	468,526 18	522 533 34	- 91 761 38	37,754 18	- 54,007 18	
NIPPON MEAT PACKER JPY50 SEDOL 6640767	8 000 00	1,185 00000000	0 00	79 885 40	74,780 98	- 4,188 29	8 292 71	5 104 42	
NIPPON TEL&TEL CP NPV SEDOL 6641373	21 00	431 000 00000000	0 00	76 270 33	175,171 08	- 85 781 55	- 13,119 18	- 98,900 73	
NISSAN MOTOR CO Y50 SEDOL 6642860	113,000 00	926 00000000	0 00	881 758 13	418 582 33	457 042 64	6,131 16	463,173 80	
NOMURA HOLDINGS JPY50 SEDOL 6643108	20,000 00	1,334 00000000	0 00	224 825 15	341,324 80	- 111 210 23	- 5,289 42	- 116 499 65	
NTT DOCOMO NPV SEDOL 6129277	178 00	219,000 00000000	0 00	330,338 23	0 00	330 338 23	0 00	330 338 23	
OJI PAPER CO JPY50 SEDOL 6657701	8 000 00	510 00000000	0 00	34,381 06	37,759 17	- 3 223 79	- 154 32	- 3,378 11	
ORIX CORP JPY50 SEDOL 6661144	4,500 00	7 650 00000000	0 00	280 090 17	590 425 68	- 230 805 78	- 68 529 75	- 300,335 51	
PROMISE CO JPY50 SEDOL 6703295	1 800 00	4,230 00000000	0 00	64,181 12	87,029 77	- 32 640 85	8,772 20	- 22,868 65	
ROHM CO JPY50 SEDOL 6747204	1 600 00	15,110 00000000	0 00	203 724 61	314 386 65	86,070 33	- 14,591 71	- 110,662 04	

The Northern Trust Company

Generated by The Northern Trust Company from periodic data on Jan 03

161

Asset Detail - Base Currency



Description/Asset ID Local market price Income/expenses Accrued Market value Cost Market Translation Total

Equities

Common stock

DAIICHI PHARM CO JPY50 SEDOL 8250218	4 000 00	1,703 00000000	0 00	57,402 88	83 481 87	- 8,805 88	748 70	- 8,058 88
DAITO TRUST CONS Y50 SEDOL 8250508	3,000 00	2,825 00000000	0 00	88,380 50	28,560 81	35,548 28	2 250 30	37,798 58
DAIWA HOUSE IND CO 50 SEDOL 8251383	11,000 00	868 00000000	0 00	81,918 61	82,382 08	- 20,873 18	410 74	- 20,462 45
DISCO CORP JPY50 SEDOL 8270848	4,000 00	4,760 00000000	0 00	180,444 83	265,321 28	- 131,162 13	28,285 78	- 104,878 35
EAST JAPAN RAILWAY JPY50000 SEDOL 8288542	8 00	589 000 00000000	0 00	28,780 08	27,745 80	1,137 82	888 84	2,024 48
ENPLAS CORP JPY50 SEDOL 8250298	7,600 00	2 950 00000000	0 00	188,827 28	443,838 53	- 208,883 23	- 44,848 02	- 254,911 25
FUJITSU Y50 SEDOL 8358845	42,000 00	338 00000000	0 00	118,878 78	230,310 67	- 108,389 63	- 841 28	- 110,330 88
HITACHI JPY50 SEDOL 8429104	48 000 00	455 00000000	0 00	184,039 77	323,542 48	- 178,278 83	38,777 22	- 139,502 71
HONDA MOTOR CO Y50 SEDOL 8435145	3 300 00	4,380 00000000	0 00	122,078 03	122,759 47	878 88	- 1,660 32	- 881 44
HOYA CORP JPY50 SEDOL 8441588	4,800 00	8,310 00000000	0 00	322,120 17	373,206 87	- 32,032 88	- 18,053 82	- 51,086 50
JAPAN TELECOM HOLDINGS CO NPV SEDOL 8475487	42 00	388,000 00000000	0 00	130,243 53	107,055 08	19,827 30	3,381 15	23,188 45
MITSUBISHI CORP Y50 SEDOL 8586785	7 000 00	725 00000000	0 00	42,785 65	48,352 52	- 7,381 41	1,784 54	- 5,588 87
MITSUBISHI HVI IND Y50 SEDOL 8597067	81,000 00	280 00000000	0 00	222,381 38	328,888 78	- 74,584 07	- 32,033 33	- 108,817 40
MITSUBISHI MOTORS JPY50 SEDOL 8588448	124,000 00	255 00000000	0 00	268,453 18	414,911 85	- 104,885 84	- 43,493 12	- 148,458 78
MITSUBI & CO JPY50 SEDOL 8597302	11 000 00	554 00000000	0 00	51,352 48	58,153 15	- 8,584 55	2,783 89	- 8,800 88

The Northern Trust Company

Generated by The Northern Trust Company from periodic data on 14 Jan 03

261

Portfolio Statement

31-DEC-2002

Account number: BDFALL
 Account Name: ALL BRADLEY FDN ACCTS

◆ Asset Detail - Base Currency

Description/Asset ID Shares/PAR value	Local market price	Accrued Income/expense	Market value	Cost	Unrealized gain/loss		Total
					Market	Translation	
<i>Equities</i>							
Common stock							
Italy - EUR							
BCA INTESA EURO 52 SEDOL 4076836 18,000 00 2 0100000		0 00	37,987 11	29,614 24	8,160 07	2,192 80	8,352 87
ENI EUR1 SEDOL 7145056 16,200 00 15 1500000		0 00	257,553 02	178 540 09	94,106 04	- 15,093 11	79 012 93
PARMALAT FINANZ EUR1 SEDOL 7128369 27,696 00 2 2700000		0 00	65,975 38	82,639 44	- 33,585 87	16,921 61	- 16,664 08
TELECOM ITALIA SPA EURO 55 SEDOL 5297508 10,000 00 7 2300000		0 00	75,871 26	74,322 64	- 2,177 30	3,725 92	1,548 62
Total EUR		0 00	437,366 77	365,116 41	64,503 14	7,747 22	72,250 36
Italy - USD							
ADR LUXOTTICA GROUP S P A SPONSORED ADR CUSIP 55068R202 18 800 00 13 6500000		0 00	256 620 00	226,540 00	30 080 00	0 00	30 080 00
Total USD		0 00	256,620 00	226,540 00	30,080 00	0 00	30,080 00
Total Italy		0 00	693,986 77	591,656 41	94,583 14	7,747 22	102,330 36
Japan - JPY							
ACOM CO JPY50 SEDOL 6049784 6,800 00 3 900 0000000		0 00	223 476 87	493 480 83	- 285 879 28	15 875 30	- 270,003 98
ADVANTEST JPY50 SEDOL 6870490 7,900 00 5 320 0000000		0 00	354 158 59	407,302 14	- 27 545 65	- 25 597 90	- 53,143 55
AEON CO LTD Y50 SEDOL 6480048 26 000 00 2 810 0000000		0 00	615 656 88	634 390 77	2 916 48	- 21,650 39	- 18,733 91
AIFUL CORP JPY50 SEDOL 6019419 4 150 00 4 460 0000000		0 00	155 970 34	334,236 25	- 185,946 04	17,680 13	- 178 265 91
C&S CO LTD NPV SEDOL 6200729 2,300 00 1 544 0000000		0 00	29 925 00	47,929 09	- 18,377 69	373 60	- 18 004 09
CANON INC JPY50 SEDOL 8172323 10 000 00 4,470 0000000		1,253 48	376,674 82	382 573 66	- 18,246 02	12,347 18	- 5,898 84

193

◆ Asset Detail - Base Currency

Description/Asset ID		Accrued			Unrealized gain/loss		
Shares/PAR value	Local market price	income/expense	Market value	Cost	Market	Translation	Total
Equities							
Common stock							
HANG SENG BANK HKD5	SEDOL 8408374						
32,200 00	83 0000000	0 00	342,713 52	359,318 36	- 16,604 73	44 89	- 16,604 84
HUTCHISON WHAMPOA HKD0 25	SEDOL 8448088						
31,000 00	48 8000000	0 00	193,989 75	341,780 04	- 147,834 39	44 10	- 147,790 29
JOHNSON ELEC HLDGS HKD0 0125	SEDOL 6281939						
290 000 00	8 5500000	1,487 49	317,951 87	293,345 58	28,058 84	- 1,450 53	24,608 31
LI & FUNG HKD0 025	SEDOL 8286257						
178 000 00	7 4000000	0 00	187 009 69	231,595 80	- 64,831 98	45 87	- 64,586 11
SUN HUNG KAI PROP HKD0 50	SEDOL 8859927						
58,000 00	48 2000000	0 00	343,811 15	358,501 13	- 14,981 37	71 39	- 14,889 98
SWIRE PACIFIC 'A' HKD0 60	SEDOL 6867748						
34,000 00	29 8000000	0 00	129 824 92	187,825 13	- 57,725 41	25 20	- 57,700 21
Total HKD		1,487 49	2,124,072 40	2,584,696 55	- 459,361 89	- 1,262 26	- 460,624 15
Total Hong Kong		1,487 49	2,124,072 40	2,584,696.55	- 459,361 89	- 1,262 26	- 460,624 15
Ireland - EUR							
ALLIED IRISH BANKS ORD EURO 32(DUBLIN LISTING)	SEDOL 4020684						
2,634 00	12 8800000	0 00	35,548 41	35,031 88	- 3,207 87	3,722 52	514 55
ALLIED IRISH BANKS PLC	SEDOL 0019783						
2,028 00	13 0800000	0 00	27,809 05	28,353 57	348 97	1,108 51	1,455 48
BK OF IRELAND ORD STK EURO 64	SEDOL 3080825						
10,500 00	9 7800000	1,454 48	107,872 58	112,221 24	- 17 740 85	13,391 87	- 4,348 68
Total EUR		1,454 48	171,228 02	173,608 67	- 20,601 65	18,223 00	- 2,378 65
Ireland - USD							
ADR RYANAIR HLDGS PLC	SEDOL 2014441						
8,200 00	39 1800000	0 00	321,112 00	249,038 12	72,075 88	0 00	72,075 88
Total USD		0 00	321,112 00	249,038 12	72,075 88	0 00	72,075 88
Total Ireland		1,454 46	492,340 02	422,642 79	51,474 23	18,223 00	69,697 23

hbl

Portfolio Statement

31 DEC 2002

Account number BDFALL
Account Name ALL BRADLEY FDN ACCTS

Page 16 of 95

◆ Asset Detail - Base Currency

Description/Asset ID Shares/PAR value	Local market price	Accrued Income/expense	Market value	Cost	Unrealized gain/loss		Total
					Market	Translation	
Equities							
Common stock							
E ON AG NPV SEDOL 4842804 2,200 00	38 4500000	0 00	88,768 33	117,070 11	- 24,291 58	- 4,010 20	- 28 301 78
EPCOS ORD NPV SEDOL 5785993 4,000 00	9 8700000	0 00	41,430 12	347,251 30	- 383,821 74	78,000 56	- 305,821 18
HANNOVER RUCKVERSI ORD NPV(REGD) SEDOL 4511809 2 500 00	24 3000000	0 00	63,750 75	61,572 01	723 83	1,454 91	2,178 74
HEIDELBERGCEMENT NPV SEDOL 5120878 1,400 00	35 5000000	0 00	52,154 83	64,515 82	- 21,942 95	9 581 86	- 12 380 99
INFINEON TECHNOLOG ORD NPV SEDOL 5889505 9,350 00	6 9900000	0 00	68,584 79	344 231 48	- 318,405 34	40,758 64	- 275 648 70
MERCK ORD NPV SEDOL 4741844 1,500 00	25 4000000	0 00	38,981 85	30 481 17	7 439 79	2,060 89	9,500 78
MUENCHENER RUECKVE NPV(REGD) SEDOL 5294121 1,700 00	114 0000000	0 00	203,372 78	242,430 01	- 58 172 85	17 115 70	- 39,057 25
SIEMENS AG NPV(REGD) SEDOL 5727973 10 125 00	40 5000000	0 00	430 317 55	399 148 38	25 654 89	5,514 28	31,189 17
THYSSENKRUPP AG NPV SEDOL 5636927 12 100 00	10 8500000	0 00	135,230 29	182,889 83	- 80,740 83	33,081 28	- 47,659 84
VOLKSWAGEN AG ORD NPV SEDOL 5497102 2,800 00	34 7400000	0 00	102,076 75	119,438 85	- 25,705 33	8,343 43	- 17 381 80
Total EUR		0 00	2,106,357 25	2,897,747 94	- 1,124,657 70	333,267 01	- 791,390 69
Total Germany		0 00	2,106,357 25	2,897,747 94	- 1,124,657 70	333,267 01	- 791,390 69
Hong Kong - HKD							
CHEUNG KONG(HLDGS) HKD0 50 SEDOL 6180273 53,000 00	50 7500000	0 00	344 912 71	505,178 38	- 180 334 78	69 12	- 180,285 87
CLP HOLDINGS HKD5 SEDOL 6097017 4,400 00	31 4000000	0 00	17 716 57	20,687 47	- 2,800 48	- 150 42	- 2 850 90
HANG LUNG PROPERTIES HKD1 SEDOL 8030508 275,000 00	7 5500000	0 00	288 242 22	288 684 68	- 20 480 58	38 12	- 20,442 48

195

Description/Asset ID Local market price Income/expense Market value Cost Market Translation Total

Equities

Common stock

PEUGEOT SA EUR1 SEDOL 7103528	2,800 00	38,860,000	114,182.57	126,573.24	- 38,398.18	24,005.52	- 12,390.87
RENAULT(REGIE NTL EUR3 81 SEDOL 4712789	8,000 00	44,780,000	375,835.27	389,482.50	- 88,858.85	73,328.72	8,472.77
SANOFI-SYNTHELABO EUR2 SEDOL 5871735	35,000 00	58,250,000	2,138,454.10	727,224.38	1,470,828.38	- 58,898.68	1,412,228.71
SCHNEIDER ELECTRIC EUR8 SEDOL 4834108	5,000 00	45,080,000	238,588.11	265,039.13	- 80,079.51	81,828.48	- 28,453.02
SOC GENERALE EUR1 25 SEDOL 5866518	2,114 00	55,500,000	123,122.37	81,328.23	24,863.82	7,132.52	31,786.14
TOTAL FINA ELF EUR10 SEDOL 4805413	709 00	138,100,000	101,261.27	47,480.88	59,548.29	- 5,787.88	53,780.41
VIVENDI UNIVERSAL EUR5 50 SEDOL 4834777	31,100 00	15,390,000	502,270.88	787,475.75	- 377,007.04	111,802.18	- 285,204.88
Total EUR	0 00	5,816,594.40	4,827,171.39	354,807.75	434,815.28	789,423.01	
Total France	0 00	5,816,594.40	4,827,171.39	354,807.75	434,815.28	789,423.01	
Germany - EUR							
AAREAL BANK AG EUR28 SEDOL 7380082	20 00	12,200,000	258.05	388.87	- 88.28	- 14.83	- 112.82
ALTAVA AG NPV SEDOL 5273131	400 00	43,500,000	18,258.47	20,218.78	- 3,308.37	1,348.08	- 1,857.28
AMB GENERALI HLDG AG SEDOL 5335075	800 00	52,020,000	48,130.58	78,385.18	- 41,010.87	11,778.08	- 28,234.58
BAYER MOTOREN WERK EUR1 SEDOL 5756028	10,400 00	28,920,000	315,824.44	341,874.53	- 100,789.73	74,439.84	- 28,350.08
DAIMLERCHRYSLER AG ORD NPV(REGD) SEDOL 5528027	8,300 00	28,350,000	184,038.38	282,811.30	- 111,584.38	42,721.47	- 88,872.81
DEUTSCHE TELEKOM NPV(REGD) SEDOL 5842359	23,600 00	12,250,000	303,380.10	284,882.25	7,404.05	11,083.80	18,487.85

The Northern Trust Company

Generated by The Northern Trust Company from periodic data on 14 Jan 03

961

Portfolio Statement

31 DEC 2002

Account number: BDFALL
Account Name: ALL BRADLEY FDN/ACCTS

Page 14 of 95

Asset Detail - Base Currency

Description/Asset ID Shares/PAR value	Local market price	Accrued Income/expense	Market value	Cost	Unrealized gain/loss		Total
					Market	Translation	
Equities							
Common stock							
STORA ENSO OYJ NPV SER'R' 3 000 00	SEDOL 5072673 10 0500000	0 00	31 639 28	25,971 05	8 560 52	- 2,892 31	5,688 21
UPM-KYMMENE CORP NPV 6,800 00	SEDOL 5051252 30 6000000	0 00	211 935 82	231,959 98	- 66,449 78	48 425 80	- 20 024 18
Total EUR		0 00	607,646 94	367,890 71	189,138 35	50,617 88	239,756 23
Finland - USD							
ADR NOKIA CORP SPONSORED ADR 30 332 00	SEDOL 2640891 15 5000000	0 00	470,148 00	38,730 41	431,415 59	0 00	431,415 59
Total USD		0 00	470,146 00	38,730 41	431,415.59	0 00	431,415 59
Total Finland		0 00	1,077,792 94	406,621 12	620,553 94	50,617 88	671,171 82
France - EUR							
AIR LIQUIDE(L') EUR11 1 912 00	SEDOL 4011408 125 7000000	0 00	252,209 92	250 767 75	- 49,453 45	50 895 82	1,442 17
ALCATEL EUR2 SER'A' 4,000 00	SEDOL 5975008 4 1800000	0 00	17 545 88	48 114 58	- 36,806 86	6,238 18	- 30,568 68
ARCELOR NPV 6,000 00	SEDOL 7281875 11 7200000	0 00	73,793 48	63,545 77	5,675 92	4,571 77	10,247 69
ASS GEN DE FRANCE NPV 2,650 00	SEDOL 4034737 31 9000000	0 00	88,710 61	131 545 06	- 56,675 32	13,840 87	- 42,834 45
AVENTIS SA EUR3 82 800 00	SEDOL 4736817 51 8000000	0 00	43,486 93	44,090 85	778 65	- 1,382 57	- 603 92
BNP PARIBAS EUR2 10 000 00	SEDOL 7309681 38 8300000	0 00	407,480 09	370 924 83	812 10	35 743 38	36,555 46
BOUYGUES EUR1 23,400 00	SEDOL 4002121 28 6200000	0 00	653,676 58	1 056,264 96	- 461 702 38	59,113 98	- 402,588 40
CIE DE ST-GOBAIN EUR4 4,100 00	SEDOL 7380482 27 9800000	0 00	120,298 45	144 557 20	- 33 840 25	9,681 50	- 24 258 75
ESSILOR INTL EURO 35 8,800 00	SEDOL 7212477 38 2500000	0 00	386,579 92	322 778 51	1,117 73	42 683 68	43,901 41

197

◆ Asset Detail - Base Currency

Description/Asset ID Shares/PAR value	Local market price	Accrued Income/expense	Market value	Cost	Unrealized gain/loss		Total
					Market	Translation	
Equities							
Common stock							
EXFO ELECTRO-OPTICAL ENGR INC SUB VTG 8,600 00	2 6500000		25,440 00	430 045 55	- 404,605 55	0 00	- 404,605 55
THOMSON CORP COM 14,000 00	28 7300000	0 00	374,220 00	287,224 20	86,995 80	0 00	86,995 80
ULTRA PETE CORP COM NPV 12,700 00	9 9000000	0 00	125 730 00	88 631 79	28,098 21	0 00	28,098 21
Total USD		0 00	759,622 00	1,056,149 14	- 286,527 14	0 00	- 286,527 14
Total Canada		11,362 20	2,836,427 88	3,046,132 07	- 179,294 05	- 30,410 14	- 209,704 19
Cayman Islands - USD							
FRESH DEL MONTE PRODUCE INC COM STK 4 400 00	18 9100000	0 00	83,204 00	80,269 64	2,834 38	0 00	2,834 38
GLOBAL SANTA FE CORP 15,550 00	24 3200000	511 22	378,176 00	416,553 17	- 38,377 17	0 00	- 38,377 17
TRANSOCEAN INC 3,500 00	23 2000000	0 00	81,200 00	98,792 60	- 17,592 60	0 00	- 17,592 60
Total USD		511 22	542,580 00	595,615 41	- 53,035 41	0 00	- 53,035 41
Total Cayman Islands		511 22	542,580 00	595,615 41	- 53,035 41	0 00	- 53,035 41
Denmark - DKK							
DANSKE BANK A/S DKK10 1,000 00	117 0000000	0 00	16,528 28	17,835 78	- 1,983 37	888 89	- 1,308 48
NOVO-NORDISK AS DKK2 SER B 6,900 00	204 5000000	0 00	189,347 31	222,084 41	- 55,938 07	33,188 97	- 22,737 10
Total DKK		0 00	215,876 59	239,920 17	- 57,929 44	33,885 86	- 24,043 58
Total Denmark		0 00	215,876 59	239,920 17	- 57,929 44	33,885 86	- 24,043 58
Finland - EUR							
NOKIA OYJ EURO 06 22 900 00	15 1500000	0 00	384,071 88	109,859 68	247,027 59	7,084 59	254,112 18

Asset Detail - Base Currency

Description/Asset ID Shares/PAR value	Local market price	Accrued Income/expense	Market value	Cost	Unrealized gain/loss		Total
					Market	Translation	
<i>Equities</i>							
Common stock							
Canada - CAD							
ABITIBI-CONS INC COM NPV SEDOL 2056807 64,300 00 12 1300000		4,070 14	493,707 43	546,443 28	- 24,828 28	- 27,907 59	- 52,735 85
BCE INC COM NPV SEDOL 2089933 27 900 00 28 5000000		5 298 14	503,323 21	429,123 29	69,840 23	4,359 69	74,199 92
BK OF MONTREAL COM NPV SEDOL 2076009 1,916 00 41 6900000		0 00	50,582 12	43,358 79	8,542 68	- 1,339 35	7,203 33
BK OF NOVA SCOTIA COM NPV SEDOL 2076281 3 388 00 52 6600000		0 00	112,266 67	73,034 96	41,944 99	- 2 713 28	39,231 71
CDN NATL RAILWAYS COM NPV SEDOL 2180632 1,100 00 65 2700000		0 00	45,446 89	35,128 13	11 206 19	- 889 43	10 318 78
MAGNA INTL INC CL'A'SUB VTG COM NPV (CAD) SEDOL 2554475 500 00 88 0700000		0 00	27,873 78	26 815 75	1,022 21	35 82	1,058 03
NORTEL NETWORKS CP COM NPV SEDOL 2583877 8,500 00 2 5200000		0 00	13,558 68	45,927 48	- 32 215 05	- 153 75	- 32,368 80
ROYAL BANK CANADA COM NPV (CAD) SEDOL 2754383 500 00 57 8500000		0 00	18 309 28	18,364 11	293 90	- 348 73	- 54 63
SUNCOR ENERGY INC COM NPV (CAD QUOTE) SEDOL 2861142 6,800 00 24 7000000		0 00	106,317 26	93,822 56	11,970 79	523 91	12,494 70
TALISMAN ENERGY IN COM NPV (CAD) SEDOL 2068299 1 300 00 58 8500000		0 00	46,781 24	43,815 22	4,756 30	- 1,790 28	2,966 02
TELUS CORPORATION NON VOTING SHS NPV SEDOL 2381134 21 000 00 16 1500000		1,993 92	214,679 07	138 828 72	75,429 97	320 38	75,750 35
THOMSON CORP COM NPV SEDOL 2889371 16 700 00 42 0000000		0 00	443,980 25	495,220 64	- 50,732 86	- 507 53	- 51 240 39
Total CAD		11,362 20	2,076,805 88	1,989,982 93	117,233 09	- 30,410 14	86,822 95
Canada - USD							
BARRICK GOLD CORP CUSIP 067901108 15,200 00 15 4100000		0 00	234,232 00	242 247 60	- 8,015 60	0 00	- 8,015 60

661

◆ Asset Detail - Base Currency

Description/Asset ID Shares/PAR value	Local market price	Accrued Income/expense	Market value	Cost	Unrealized gain/loss		Total
					Market	Translation	
Equities							
Common stock							
Bahamas - USD							
STEINER LEISURE LTD COM STK USD0 01 CUSIP P8744Y102 4,400 00 13 9400000		0 00	61,338 00	54,982 04	6,373 98	0 00	6,373 98
Total USD		0 00	61,338 00	54,982 04	6,373 98	0 00	6,373 98
Total Bahamas		0 00	61,336 00	54,982 04	6,373 96	0 00	6,373 98
Belgium - EUR							
AGFA GEVAERT NV NPV SEDOL 5889051 1,000 00 21 2500000		0 00	22 298 64	18,484 14	2,488 57	1 338 83	3,805 50
DELHAIZE GROUP NPV SEDOL 4262118 1,400 00 17 7200000		0 00	28 033 39	69,484 08	- 54,085 05	10,834 38	- 43,480 69
KBC BANKVERZEKERIN NPV SEDOL 4487749 1,600 00 30 3900000		0 00	51,025 78	49,819 82	- 2,547 21	3,853 37	1,108 16
Total EUR		0 00	99,358 81	137,907 84	- 54,175 69	15,828 66	- 38,549 03
Total Belgium		0 00	99,358 81	137,907 84	- 54,175 69	15,828 66	- 38,549 03
Bermuda - USD							
IPC HLDGS LTD CUSIP G4833P101 3 500 00 31 5400000		0 00	110,390 00	118,250 08	- 7,880 08	0 00	- 7,880 08
PARTNERRE HLDG LTD COM STK CUSIP G6852T105 4 400 00 51 8200000		0 00	228,008 00	212,448 15	15,581 85	0 00	15 581 85
PLATINUM UNDERWRITERS HLDGS INC COM USD0 01 CUSIP G7127P100 2,200 00 28 3500000 0 00			57,870 00	48,500 00	8,470 00	0 00	8,470 00
TYCO INTL LTD NEW COM CUSIP 802124108 15 700 00 17 0800000		188 25	288,158 00	275,058 54	- 8,800 54	0 00	- 8,800 54
WEATHERFORD INTL LTD CUSIP G85089101 8 700 00 38 8300000		0 00	347,381 00	382,588 08	- 45 188 08	0 00	- 45,188 08
Total USD		198 25	1,011,915 00	1,047,841 83	- 35,926 83	0 00	- 35,926 83
Total Bermuda		198 25	1,011,915 00	1,047,841 83	- 35,926 83	0 00	- 35,926 83

Portfolio Statement

31 DEC 2002

Account Number: BDFALL
Account Name: ALL BRADLEY FDN ACCTS

Page 10 of 95

Asset Detail - Base Currency

Description/Asset ID Shares/PAR value	Local market price	Accrued income/expense	Market value	Cost	Unrealized gain/loss		Total
					Market	Translation	
Equities							
Common stock							
Australia - AUD							
AUST & NZ BANK GRP NPV SEDOL 6065588 9,024 00 17 3500000		0 00	88,162 71	60,250 90	28,069 91	- 158 10	27,911 81
BHP BILLITON LTD NPV SEDOL 8144890 89,328 00 10 1500000		0 00	510,557 78	92,311 27	416,309 11	1,937 40	418,246 51
FOSTERS GROUP LTD COM STK SEDOL 8348288 116 888 00 4 5000000		0 00	296 442 33	307 670 79	21 187 74	- 32 416 20	- 11,228 48
NEWS CORPORATION NPV(AUST LISTING) SEDOL 6886925 37,034 00 11 4800000		0 00	239,402 62	58 846 00	198 678 49	- 16,121 87	180 556 62
QANTAS AIRWAYS NPV SEDOL 8710347 84,148 00 3 8300000		0 00	181,480 08	150 758 66	17,356 49	13,364 83	30 721 42
WESTPAC BKG CORP NPV SEDOL 6076146 4,000 00 13 7500000		0 00	30,970 56	29 568 23	725 52	676 81	1 402 33
WOOLWORTHS LTD NPV SEDOL 6981239 79,887 00 11 4000000		0 00	512,822 83	366 208 78	111 874 88	34,739 17	146 614 05
Total AUD		0 00	1,859,838 91	1,065,614 63	792,202 14	2,022 14	794,224 28
Australia - USD							
ADR NEWS CORP LTD ADR NEW CUSIP 652487703 13,500 00 28 2500000		0 00	354,375 00	375,780 00	- 21,405 00	0 00	- 21,405 00
Total USD		0 00	354,375 00	375,780 00	- 21,405 00	0 00	- 21,405 00
Total Australia		0 00	2,214,213 91	1,441,394 63	770,797 14	2,022 14	772,819 28
Austria - EUR							
OMV AG NPV(VAR) SEDOL 4651459 300 00 93 5800000		0 00	29,480 72	28 370 44	- 337 87	1,428 15	1,090 28
TELEKOM AUSTRIA(TA NPV(BR) SEDOL 4635088 37 127 00 9 6500000		0 00	375 972 58	302 744 85	58,586 82	14,640 91	73,227 73
Total EUR		0 00	405,433 30	331,115 29	58,248 95	16,069 06	74,318 01
Total Austria		0 00	405,433 30	331,115 29	58,248 95	16,069 06	74,318 01

108

Portfolio Statement

31 DEC 2002

Account Number: 00000000000000000000
 Account Name: ALL BRADLEY FID ACCTS

Asset Detail - Base Currency

Description/Asset ID Shares/PAR value	Local market price	Accrued Income/expense	Market value	Cost	Unrealized gain/loss		Total
					Market	Translation	
Equities							
Preferred stock							
Total Germany		0 00	18,144 04	18,250 97	- 385 02	278 09	- 108 93
Total Preferred Stock		0 00	348,981 54	298,118 78	50,584 89	278 09	50,882 78
14,450 00		0 00					
Convertible equity							
United States - USD							
FORD MTR CO CAP TR II TR ORIGINATED PFD SECS 16,300 00 40 8500000		SEDOL 2842688 13,243 75	685,855 00	841,017 54	- 175 182 54	0 00	- 175 182 54
Total USD		13,243 75	665,855 00	841,017 54	- 175,162 54	0 00	- 175,162 54
Total United States		13,243 75	665,855 00	841,017 54	- 175,162 54	0 00	- 175,162 54
Total Convertible Equity		13,243 75	665,855 00	841,017 54	- 175,182 54	0 00	- 175,182 54
16,300 00		13,243 75					
Corporate convertible bonds							
United States - EUR							
AMAZON COM INC 0 875% CV BDS 18/2/2010 EUR 453 000 00 72 3750000		SEDOL 515553W 28 583 25	344 053 34	283,991 04	28 983 29	31 078 01	80,082 30
Total EUR		28,583 25	344,053 34	283,991 04	28,983 29	31,079 01	60,082 30
United States - USD							
AMAZON COM INC CALL DATE 2/ 1/03 102 85 4 75 DUE 02-01-2009/02-08-2002 BEO 890,000 00 73 3750000		SEDOL 2421836 19,593 75	726 412 50	733 864 75	- 7,452 25	0 00	- 7,452 25
Total USD		19,593 75	726,412 50	733,864 75	- 7,452 25	0 00	- 7,452 25
Total United States		48,157 00	1,070,465 84	1,017,855 79	21,531 04	31,079 01	52,610 05
Total Corporate Convertible Bonds		48,157 00	1,070,465 84	1,017,855 79	21,531 04	31,079 01	52,610 05
1,443,000 00		48,157 00					

page 148

page 148

202

◆ Asset Detail - Base Currency

Description/Asset ID Shares/PAR value	Local market price	Accrued income/expense	Market value	Cost	Unrealized gain/loss		Total
					Market	Translation	
Equities							
Equity derivatives - futures							
Germany - EUR							
DJ EURO STOXX 50 FUTURE 21/03/2003 5 00 2,385 0000000 SEDOL 807576W		0 00	125 665 05	124,826 73	- 3,095 72	4,134 04	1,038 32
Total EUR		0 00	125,665 05	124,826 73	- 3,095 72	4,134 04	1,038 32
Total Germany		0 00	125,665 05	124,826 73	- 3,095 72	4,134 04	1,038 32
Total Equity Derivatives - Futures		0 00	125,665 05	124,826 73	- 3,095 72	4,134 04	1,038 32
Unit trust equity							
United States - USD							
CG EMERGING MKT EQTY FD COMMON STOCK 1,334,502 07 3 9600000 SEDOL 3560462		0 00	5,284,828 21	6,031,872 71	- 747,044 50	0 00	- 747,044 50
Total USD		0 00	5,284,828 21	6,031,872 71	- 747,044 50	0 00	- 747,044 50
Total United States		0 00	5,284,828 21	6,031,872 71	- 747,044 50	0 00	- 747,044 50
Total Unit Trust Equity		0 00	5,284,828 21	6,031,872 71	- 747,044 50	0 00	- 747,044 50
Total Equities			<i>page 148</i>	<i>page 148</i>			
21,048,423 07		444,870 16	273,734,693 53	292,110,841 01	- 21,192,846 68	2,816,899 20	- 18,376,947 48

Portfolio Statement

31 DEC 2002

Account Number: BDFABU
Account Name: ALL-BRADLEY FD - ACCTS

Asset Detail - Base Currency

Description/Asset ID	Local market price	Accrued Income/expense	Market value	Cost	Market	Unrealized gain/loss Translation	Total
Fixed Income							
Government bonds							
United States - USD							
US TREAS BDS 9 25 DUE 02-15-2016 REG CUSIP 912810DV7 1,000,000 00 148 4199980		34,687 50	1,484,199 98	1,388,882 82	117,317 18	0 00	117,317 18
US TREAS BDS 9 875 DUE 11-15-2015 REG CUSIP 912810DT2 1 425,000 00 154 4060060		17 891 38	2,200,285 58	1,846,068 74	354,216 84	0 00	354 216 84
Total USD		52,568 88	3,684,485 56	3,212,951 56	471,534 00	0 00	471,534 00
Total United States		52,568 88	3,684,485 56	3,212,951 56	471,534 00	0 00	471,534 00
Total Government Bonds		52,568 88	3,684,485 56	3,212,951 56	471,534 00	0 00	471,534 00
2,425,000 00		52,568 88	3,684,485 56	3,212,951 56	471,534 00	0 00	471,534 00

Government agencies

United States - USD

CF BARCLAYS U S DEBT INDEX FD B CUSIP 066559CF0 197,954 46 23 8982090		0 00	4,681 188 18	4 725 272 15	- 34 105 99	0 00	- 34,105 99
FHLMC 8 825 09-15-2009 CUSIP 3134A3M78 550,000 00 117 2350080		10,728 81	① 644 792 54 page 90	① 602 999 33 page 90	41 793 21	0 00	41,793 21
MFO PIMCO FDS PAC INVT MGMT SER REAL RETURN CUSIP 883381104 644 157 64 11 2600000 24,189 25			7 253 215 02	7,117 881 56	135 333 48	0 00	135,333 48
MFO VANGUARD BD INDEX FD INC TOTAL BD MKT PORTFOLIO INSTL SHS CUSIP 821837504 893,884 68 10 3800000 37,816 95 9,278,522 77			9,278,522 77	9,038,310 28	240,212 48	0 00	240 212 48
Total USD		72,735 01	21,867,696 49	21,484,463 32	383,233 17	0 00	383,233 17
Total United States		72,735 01	21,867,696 49	21,484,463 32	383,233 17	0 00	383,233 17
Total Government Agencies		72,735 01	21,867,696 49	21,484,463 32	383,233 17	0 00	383,233 17

① (644,795.54) ① (602,999.33)
 21,222,900.95 (681,207.98) BARCLAY'S COST ADJ.
 page 90 20,200,256.01
 page 90

204

◆ Asset Detail - Base Currency

Description/Asset ID Shares/PAR value	Local market price	Accrued Income/expense	Market value	Cost	Unrealized gain/loss		Total
					Market	Translation	
Fixed Income							
Corporate bonds							
Bermuda - USD							
TYCO INTL GROUP S A CRP TYC 8 375 DUE 10-15-2011/10-14-2011 BEO CUSIP 902118BC1 100,000 00 93 5000000 1,345 83			93,500 00	94,450 00	- 950 00	0 00	- 950 00
Total USD		1,345 83	93,500 00	94,450 00	- 950 00	0 00	- 950 00
Total Bermuda		1,345 83	93,500 00	94,450 00	- 950 00	0 00	- 950 00
Canada - USD							
NEWCOURT CR GROUP INC US\$ GTD NT SER B 8 875 DUE 02-16-2005 BEO CUSIP 650905AF8 75 000 00 105 3845370 1,933 59			79,038 40	78,871 50	168 90	0 00	168 90
Total USD		1,933 59	79,038 40	78,871.50	168 90	0 00	168 90
Total Canada		1,933 59	79,038 40	78,871 50	166 90	0 00	166 90
Cote d'Ivoire - USD							
SANTANDER FINL ISSUANCES LTD 7 25 DUE 11-01-2015 REG CUSIP 802813AD7 100,000 00 109 8848570 1,208 33			109,884 85	90,649 00	19,235 85	0 00	19,235 85
Total USD		1,208 33	109,884 85	90,649 00	19,235 85	0 00	19,235 85
Total Cote d Ivoire		1,208 33	109,884 85	90,649 00	19,235 85	0 00	19,235 85
Germany - USD							
DEUTSCHE TELEKOM INTL FIN B V GTD NT 8 75 DUE 06-15-2030 BEO CUSIP 25158PAC7 100,000 00 115 8776780 388 88			115 877 67	103,167 00	12 710 67	0 00	12,710 67
WESTDT LANDESBANK 6 05% BDS 15/1/09 USD1000 CUSIP 957528AB2 75,000 00 110 1545330 2,092 29			82 615 90	88,166 00	14,449 90	0 00	14,449 90
Total USD		2,481 17	198,493 57	171,333 00	27,160.57	0 00	27,160 57
Total Germany		2,481 17	198,493 57	171,333 00	27,160.57	0 00	27,160.57
South Korea - USD							
KOREA ELEC PWR CORP 7 75 BD DUE 4-1-2013REG CUSIP 500631AB2 100,000 00 119 6528700 1,937 50			118,652 87	90,939 00	28,713 87	0 00	28,713 87
Total USD		1,937 50	119,652 87	90,939 00	28,713 87	0 00	28,713 87

202

Portfolio Statement

31 DEC 2002

Account Number BDFALL
Account Name ALL BRADLEY FDN ACCTS

Asset Detail - Base Currency

Description/Asset ID Shares/PAR value	Local market price	Accrued income/expense	Market value	Cost	Unrealized gain/loss		Total
					Market	Translation	
Fixed Income							
Corporate bonds							
Total South Korea		1,937 50	119,652 87	90,939 00	28,713 87	0 00	28,713 87
United Kingdom - USD							
BRIT TELECOMMUNICATIONS P L C NT 8 875 DUE 12-15-2030 BEO CUSIP 111021AE1 100 000 00 128 2220920 394 44			128,222 09	99,340 00	28,882 09	0 00	28,882 09
Total USD		394 44	128,222 09	99,340 00	28,882 09	0 00	28,882 09
Total United Kingdom		394 44	128,222 09	99,340 00	28,882 09	0 00	28,882 09
United States - USD							
AOL TIME WARNER 7 625% BDS 15/4/31 USD1000 CUSIP 00184AAC9 125,000 00 103 1089940 2 012 15			128,888 24	124,753 75	4,132 49	0 00	4,132 49
CENTURA BK ROCKY MT N C MEDIUM TERM SUB BK NTS BOOK ENTRY FRANCHE # SB 00001 8 5 CUSIP 15840PAA8 150 000 00 110 8000000 2,870 83			166,200 00	134 841 00	31,359 00	0 00	31,359 00
CONTINENTAL AIRLS PASS THRU TRS SER 1999-2 CL C-2 7 434 DUE 09-15-2004 BEO CUSIP 210805CX3 250 000 00 55 4850000 5,472 25			138,662 50	255,482 50	- 116 800 00	0 00	- 116 800 00
COUNTRYWIDE HOME LNS INC MTN TRANCHE # TR 00287 5 625 DUE 7-15-2009 CUSIP 22237LMY5 100,000 00 106 3070680 2,484 37			106,307 06	99,489 00	6,818 06	0 00	6,818 06
DIME CAP TR SER A 9 33 BNK GTD DUE 05-06-2027/07 CUSIP 25432NAA2 125,000 00 118 5283280 1,781 77			148,180 41	139,062 50	9,097 81	0 00	9,097 81
DYNEGY INC 7 45 DUE 07 15-2006 BEO CUSIP 26816LAB8 100 000 00 35 0000000 3 435 27			35,000 00	98,718 00	- 63,718 00	0 00	- 63 718 00
FORD MTR CR CO GLOBAL LANDMARK SECS-GLOBL 8 875 DUE 02-01-2008 BEO CUSIP 345397TR4 125,000 00 100 2132800 3,580 72			125,266 60	127 233 75	- 1 967 15	0 00	- 1 967 15
GA PAC CORP DEB DTD 03/15/1992 8 625 DUE03-15-2022/03-15 2002 REG CUSIP 373288BF4 250,000 00 89 5000000 7 085 07			223 750 00	268 125 00	- 44 375 00	0 00	- 44,375 00
GEN ELEC CAP CORP MEDIUM TERM NTS BO TRANCHE # TR 00551 8 DUE 08-15-2012 CUSIP 36982GY4 100,000 00 107 6524280 268 88			107 652 42	99 249 00	8,403 42	0 00	8 403 42
GTE N INC 8 8 DUE 01-01-2021/07-01-2002 REG SF 01-01-2010 CUSIP 382137AA5 250,000 00 104 8710000 12,000 00			262,177 50	270,595 00	- 8 417 50	0 00	- 8,417 50
HALLIBURTON CO MEDIUM TERM NTS BOOK ENTRTRANCHE # TR 00005 5 625 12-1 08 CUSIP 40621PAE9 25 000 00 94 0000000 117 18			23 500 00	24 625 00	- 1 125 00	0 00	- 1,125 00

908

◆ Asset Detail - Base Currency

Description/Asset ID Shares/PAR value	Local market price	Accrued Income/expense	Market value	Cost	Unrealized gain/loss		Total
					Market	Translation	
Fixed Income							
Corporate bonds							
HSEHD FIN CORP NT DTD 06/17/1998 8 4 DUE06-17-2008 REG CUSIP 441812FY5 200,000 00 108 8812870 497 77			213,762 57	202,028 00	11 738 57	0 00	11 738 57
JONES INTERCABLE 8 875 SR NT DUE 04-01-2007/04 CUSIP 480206AK7 150,000 00 108 3180000 3,328 12			159,478 50	157,714 50	1,764 00	0 00	1,764 00
KEY BK WASH MEDIUM TERM SUB BK NTS BOOK ENTRY 7 125 DUE 08-15-2008 CUSIP 482922AA7 150,000 00 112 5970000 4,037 50			188,895 50	147,229 50	21,666 00	0 00	21,666 00
LEHMAN BROS HLDGS INC 8 5 BD DUE 05-01-2007 CUSIP 524908BD1 125,000 00 118 8050220 1 770 83			148,831 27	137,036 25	11 595 02	0 00	11,595 02
MASCO CORP MASCO CORP 5 875 DUE 07-15-2012 BEO CUSIP 574599AX4 75,000 00 105 5983200 2,252 08			79,188 74	74,102 25	5,086 49	0 00	5,086 49
N W AIRLS PASS THRU TRS 1997-1 PASS THRU CTF CL 1B 7 248 7-2-14 BEO CUSIP 887294AF9 143,021 89 81 7540000 5 183 11			116,928 11	137,183 73	- 20,257 62	0 00	- 20,257 62
NCNB CORP 10 2 DUE 07-15-2015 REG CUSIP 828855AN8 125,000 00 143 5981450 5 879 18			179,497 68	149,181 25	30,316 43	0 00	30 316 43
NORTHROP GRUMMAN CORP 8 375 DUE 10-15-2024/10-15-2004 REG CUSIP 886807AE2 100,000 00 111 0000000 1,879 18			111 000 00	109,000 00	2 000 00	0 00	2,000 00
ONEOK INC NEW NT DTD 08/01/1999 7 75 DUE08-15-2008 BEO CUSIP 882680AE3 100,000 00 109 3880510 2,927 77			109,388 05	98,920 00	10,468 05	0 00	10,468 05
PSEG PWR LLC SR NT 7 75 DUE 04-15-2011 BEO CUSIP 69382BAF9 125,000 00 105 1189950 2,045 13			131,399 89	124,683 75	6,716 24	0 00	6,716 24
PSI ENERGY INC DEB DTD 10/20/1999 7 85 DUE 10-15-2007/10-20-1999 BEO CUSIP 693827AN1 150 000 00 114 5913850 2,485 83			171 887 07	149,923 50	21 963 57	0 00	21 963 57
PVTPL GEMSTONE INV LTD/GEMSTONE INV INC GTD SR NT 144A 3C7 7 71 10-31-04 BEO CUSIP 38886UAC4 100 000 00 78 8670000 1 308 41			78,867 00	100,000 00	- 23 133 00	0 00	- 23,133 00
QWEST CAP FDG INC GTD NT 7 DUE 08-03-2009 BEO CUSIP 74913EAN0 100,000 00 84 0000000 2,877 77			64,000 00	99,252 00	- 35,252 00	0 00	- 35 252 00
SANWA BK LTD N Y BRH SUB NT 7 4 DUE 06-15-2011 BEO CUSIP 803032AF8 125,000 00 88 8149170 411 11			123,843 64	120,897 50	2,946 14	0 00	2 946 14
SPRINT CAP CORP GTD NT 8 DUE 01-15-2007/01-14-2007 BEO CUSIP 852060AM4 50,000 00 84 0000000 1,383 33			47,000 00	41,000 00	6,000 00	0 00	6,000 00

◆ Asset Detail - Base Currency

Description/Asset ID Shares/PAR value	Local market price	Accrued Income/expense	Market value	Cost	Unrealized gain/loss		Total
					Market	Translation	
Fixed Income							
Corporate bonds							
TELECOMMUNICATIONS INC 9 25 DEB DUE 125,000 00	102 4920000	1-15-2023/03 REG CUSIP 078240AU3 5,331 59	128 115 00	135,727 50	- 7,812 50	0 00	- 7,812 50
UN PLANTERS CORP SUB NT 7 75 DUE 75,000 00	118 9821730	03-01 2011 BEO CUSIP 908068AG4 1,837 49	87 721 63	74 885 00	12,858 63	0 00	12,858 63
UTD AIRLS PASS THRU TRS 2000 2 PASSTHRU CTF CL C 7 782 DUE 147,165 20	28 8350000	04-01-2007 BEO CUSIP 909317AX7 2,887 47	39,491 78	147,165 20	- 107,873 42	0 00	- 107,873 42
WILLIAMS COS INC 7 125 DUE 50,000 00	85 5000000	09-01-2011/08-31-2011 BEO CUSIP 989457BF8 1,187 50	32 750 00	47 828 50	- 14,878 50	0 00	- 14,878 50
1ST MD BANCORP 7 2 DUE 07 01-2007 REG 100 000 00	112 0448470	CUSIP 320808AG7 3,800 00	112 044 84	111,732 00	312 64	0 00	312 64
Total USD		94,415 40	3,767,239 90	4,007,220 93	- 239,981 03	0 00	- 239,981 03
Total United States		94,415 40	3,767,239 90	4,007,220 93	- 239,981 03	0 00	- 239,981 03
Total Corporate Bonds		103,718 28	4,498,031 68	page 90 4,632,803 43	page 90 - 138,771 75	0 00	- 138,771 75

Government mortgage backed securities

United States - USD

F N M A. GTD REMIC TR 1990-109 CL 109-J 7 00 PASS THRU CTF DUE 9-25-20 REG 229 897 54	107 7590000	CUSIP 31358E7W6 1,385 77	247 735 29	227,528 72	20,208 67	0 00	20,208 57
F N M A. REMIC TR SER 1990-76 CL 76-G 7 00 GTD REMIC PASS THRU CTF 7-25-20 REG 74,178 35	107 8350000	CUSIP 31358ETY8 447 11	78,888 06	73,759 12	6,228 94	0 00	6,228 94
F N M A. REMIC TR SER 1991 59 CL Z 8 50 GTD MTG PASS THRU CTF DUE 8-25 2021 REG 181 200 12	106 2710000	CUSIP 31358GF77 902 27	171,308 88	157 673 85	13 835 13	0 00	13,835 13
FHLMC GOLD C00847 8 5 08-01-2028 102 800 17	104 1127090	CUSIP 31282GWG7 575 19	107,028 04	105 241 87	1 788 37	0 00	1,788 37
FHLMC GOLD C00742 8 5 04-01 2029 295,808 53	104 1680540	CUSIP 31282GZF8 1,858 28	308 242 15	298 035 38	10,208 77	0 00	10,208 77
FHLMC GOLD C00780 8 5 05-01-2029 134,098 27	104 1680540	CUSIP 31282GZZ2 750 57	139 687 55	138,780 24	2 907 31	0 00	2,907 31

Asset Detail - Base Currency

Description/Asset ID Local market price Income/expense Accrued Market value Cost Market Translation Total

Fixed Income

Government mortgage backed securities

FHLMC GOLD C00785 6 5 08-01-2029 CUSIP 31282GZ54	142,615.25	104,188,054.0	788.24	148,559.53	144,420.22	4,139.31	0.00	4,139.31
FHLMC MULTICLASS GTD SER CL 147-G 7 50 MTG PARTN CTF DUE 4-15-21 REG CUSIP 312803WZ8	123,223.40	102,548,000.0	1,208.58	128,383.13	122,703.54	3,659.59	0.00	3,659.59
FHLMC MULTICLASS SER 1280 CL B 6 0 MTG PARTN CTF DUE 04-15-2022 REG CUSIP 312809J88	288,423.88	103,377,000.0	1,490.18	288,183.74	275,284.38	22,899.38	0.00	22,899.38
FHLMC MULTICLASS SER 2418 CL MC 8 09-15-2019 CUSIP 31339D258	121,802.38	103,573,000.0	629.82	128,257.93	124,378.51	1,878.42	0.00	1,878.42
FHLMC MULTICLASS SER 2489 CL UA 4 12-15-2012 REG CUSIP 31392T2W8	200,000.00	100,872,000.0	888.88	201,344.00	198,808.25	1,437.75	0.00	1,437.75
FHLMC MULTICLASS SER 2492 CL MD 5 5 09-15-2018 CUSIP 31392RVA8	175,000.00	104,405,000.0	828.81	182,708.75	180,250.00	2,458.75	0.00	2,458.75
FHLMC MULTICLASS SER 2531 CL N 4 DUE 07-15-2027 REG CUSIP 31389G4P8	175,000.00	100,062,000.0	802.77	175,108.50	175,109.38	-0.88	0.00	-0.88
FHLMC MULTICLASS SER 74 CL 74-F 6 10-15-2020 CUSIP 31340YG45	127,981.18	101,500,000.0	1,002.51	129,800.80	122,881.95	6,938.85	0.00	6,938.85
FHMA POOL # 251867 8 5 DUE 09-01-2028 REG CUSIP 31371GZ88	197,822.63	104,033,185.0	1,107.81	205,905.21	198,602.88	7,302.22	0.00	7,302.22
FHMA POOL # 252162 8 5 DUE 12-01-2028 REG CUSIP 31371HB72	137,864.53	104,033,185.0	772.21	143,528.89	141,872.33	1,656.56	0.00	1,656.56
FHMA POOL # 252845 8 5 DUE 08-01-2028 REG CUSIP 31371HTA8	215,887.42	104,077,855.0	1,207.24	224,482.84	219,868.38	4,618.48	0.00	4,618.48
FHMA REMIC TR SER 1890-88 CL J 8 95 GTD MTG PASS THRU CTF DUE 07-25-2020 REG CUSIP 31358PR7	181,717.07	107,672,000.0	1,147.37	188,080.85	188,080.85	17,344.65	0.00	17,344.65
FHMA REMIC TR 1989-101 CL 101-H 8 12-25-2018 CUSIP 313803NFS	98,188.23	108,818,000.0	488.98	102,838.47	92,729.52	10,108.95	0.00	10,108.95
GNMA POOL # 0780658 SER 2027 8 5 DUE 10-15-2027 REG CUSIP 36225AWR7	165,774.81	105,458,000.0	827.87	174,824.45	170,722.17	4,102.28	0.00	4,102.28
GNMA POOL # 781029 SER 2029 8 5 DUE 05-15-2029 REG CUSIP 36225BEA2	148,420.30	105,108,000.0	830.74	158,001.60	154,728.18	1,273.44	0.00	1,273.44

Unrealized gain/loss

602

Asset Detail - Base Currency

Description/Asset ID Local market price Income/expense Accrued Market value Cost Market Translation Total

Fixed Income

Government mortgage backed securities

GNMA POOL # 781048 SER 2028 6 5 DUE 08-15-2028 REG CUSIP 38225BEV6	193,652 01	105 1050000	1,083 81	203,537 84	185,921 36			7,616 58	7,616 58
GNMA POOL # 781118 SER 2028 6 5 DUE 10-15-2028 REG CUSIP 38225BG38	221 551 15	105 0990000	1,240 07	232 848 04	228 812 88			0 035 06	0 035 06

Total USD 21,779 32

Total United States 21,779 32

Total Government Mortgage Backed Securities 21,779 32

3,821,103 01 21,779 32 4,092,789 59 3,934,148 03 158,641 56 0 00 158,641 56

Asset backed securities

United States - USD

AAMES MTG TR 98-C MTG PASSTRHU CTF CL A-BF 0 133 DUE 09-15-2028 BE0 CUSIP 00253CFJ1 240,259 11 103 1180000 1,268 85 247 750 38 239,433 12 8,317 26 0 00 8,317 26

ADVANTA MTG LN TR SER 87-1 CL A5 7 35 ABS CTF DUE 05-25-2027 BE0 CUSIP 00755WCV6 200 238 89 103 5630000 1,287 34 207,373 19 200,707 89 0 665 20 0 00 0 665 20

CITYSCAPE HOME EQTY LN TR 1987-C PASSTRHU CTF CL A-4 7 DUE 07-25-2028 BE0CUSIP 178778CS1 118,748 84 104 4880000 703 72 121 898 28 115,311 13 0 688 15 0 00 0 688 15

CONSECO FIN SECURITIZATIONS CORP 2002-C HOME EQTY LN CTF CL AF-3 0 8-15-33 BE0 CUSIP 20846QKD9 125 000 00 103 4170000 270 34 129,271 25 124,921 88 4,349 37 0 00 4,349 37

CONTIMORTGAGE HOME EQTY LN TR SER 1897-37 12 CMO CTF DUE 08-15-2028 BE0 CUSIP 21075WFJ9 185,497 39 102 1280000 1 137 30 189,444 77 182 658 86 0 787 81 0 00 0 787 81

CONTIMORTGAGE HOME EQTY LN TR 1987-1 PASSTRHU 7 05 DUE 03-15-2028 BE0 CUSIP 21075WED3 228,598 74 104 1100000 1 387 78 237,894 14 225 868 66 12 025 48 0 00 12 025 48

CONTL AIRLS PASS THRU TRS CTF SER 1997-4CL 4C 8 DUE 07-02-2008 REG CUSIP 210805BWB 87 782 54 81 2250000 2 984 94 53,750 88 84 347 57 - 30,588 58 0 00 - 30,588 58

CORSTATES HOME EQTY TR SER 1898-1 CL AHOME EQTY LN 7 0 CTF DUE 08-15-2012 BE0 CUSIP 218697AP5 80 837 77 100 2080000 300 28 81,024 89 90,428 18 588 73 0 00 588 73

CMMBS INC SER 1897-A7 CL A7 7 25 MTG PASSTRHU CTF DUE 09 25-2027 BE0 CUSIP 1266914Y7 74,829 87 100 7820000 487 18 75 400 17 72 889 08 2 511 09 0 00 2 511 09

74,829 87 100 7820000 487 18 75 400 17 72 889 08 2 511 09 0 00 2 511 09

Asset Detail - Base Currency

Description/Asset ID Local market price Accrued Income/expense Market value Cost Market Translation Total

Fixed Income

Asset backed securities

DELTA FDG HOME EQTY LN TR 1998-2 AST BKDCTF CL A-6F 6 37 DUE 07-15-2028 BEO CUSIP 24763LDU1	208,441.10	1,143.35	220,297.23	198,279.07	22,018.18	0.00		22,018.18
EQQC HOME EQTY LN TR SER 1998-4 CL A9 6 89 AST BACKED CTF DUE 01-15-2028 BEO CUSIP 268917CV5	85,739.25	102,828,000.00	278.86	88,183.85	84,845.10	0.00		3,318.85
EQUIVANTAGE HOME EQTY LN TR 1997-2 AST BKD CTF CL A-3 7 275 DUE 07-25-2028 BEO CUSIP 29478YAX7	112,392.45	101,521,000.00	704.08	114,101.83	112,438.98	0.00		1,665.57
GREEN TREE FINL CORP SER 1993-3 ABS CLA-7 6 4 CTF DUE 10-15-2018 BEO CUSIP 393505BK7	137,994.68	100,789,000.00	760.50	139,083.48	143,385.10	0.00	-4,301.64	
GREEN TREE FINL CORP 1998-D HOME EQTY LNCL A-6 15 DUE 08-15-2028 BEO CUSIP 393505M68	108,514.78	101,874,000.00	315.14	110,858.88	108,829.80	0.00		1,027.26
MONEY STORE TR 98-D CL A-9 7 0 AST BKD CTF DUE 04-15-2028 CUSIP 60935BBR9	117,638.53	102,504,000.00	709.08	120,584.18	115,748.37	0.00		4,837.82
N W AIRLS PASS THRU TRS 1999-1 CL IC 8 13 DUE 02-01-2014 BEO CUSIP 687284AK8	203,324.41	60,828,000.00	8,933.53	123,287.45	199,902.45	0.00	-78,635.00	
RESNTL AST SEC CORP ASSET BKD SER 1999-KS2 CL A18 7 15 7-25-2030 BEO CUSIP 78110WGG5	288,727.17	107,988,000.00	1,765.98	309,573.69	280,544.82	0.00		29,028.77
SALOMON MTG SECS VII INC SER 1987-LB6 6 82 ABS CTF DUE 11-25-2027 BEO CUSIP 78548KXY9	181,837.87	106,271,000.00	1,068.48	183,347.18	185,867.44	0.00		7,479.75
SAXON AST SECS TR MTG LN AST BKD CTF1989-2 CL AF-8 8 415 8-25-2014 BEO CUSIP 805584DS7	339,788.85	105,544,000.00	1,876.88	359,603.52	344,858.84	0.00		13,848.88
U S AIR INC ENHANCED EQUIP CL B 7 5 NT DUE 04-15-2008 BEO CUSIP 911546WB1	173,838.21	81,688,000.00	2,790.22	107,282.88	170,212.25	0.00		-82,949.27
Total USD				3,238,951.40	3,282,467.75	0.00		-43,516.35
Total United States				3,238,951.40	3,282,467.75	0.00		-43,516.35
Total Asset Backed Securities	3,308,214.38			3,238,951.40	3,282,467.75	0.00		-43,516.38

◆ Asset Detail - Base Currency

Description/Asset ID Shares/PAR value	Local market price	Accrued Income/expense	Market value	Cost	Unrealized gain/loss		Total
					Market	Translation	
Fixed Income							
Non-government backed c.m.o.s							
United States - USD							
CMO DELTA FDG HOME EQTY LN TR 1987-3 ABSCTF CL A 6F 8 86 DUE 10-25-2028 BEO CUSIP 24763LBZ2 92 938 40 102 6120000 549 00 95 365 85				90 295 36	5,070 59	0 00	5 070 59
CMO GE CAP COML MTG CORP 2002-3 CL A-2 4 898 DUE 12-10-2037BEO CUSIP 36158YHA0 175 000 00 102 5160000 752 88 179 403 00				175,867 43	3,535 57	0 00	3,535 57
CMO PRUDENTIAL HOME MTG SECS CO SER 1994-21 CL A5 7 8 DUE 06-25-2024 BEO CUSIP 74434UDP6 484 000 00 98 8300000 3,318 03 493 180 20				495 235 00	- 2,074 80	0 00	- 2,074 80
CMO RESDNTL FDG MTG SECS I INC MTG PASS SER 1996-S14 CL M-1 7 5 5-25-28 BEO CUSIP 760947YW5 175,403 53 102 6700000 1 388 61 180 086 80				182 109 85	- 2,023 05	0 00	- 2,023 05
Total USD		6,008 50	948,015 95	943,507 64	4,508 31	0 00	4,508 31
Total United States		6,008 50	948,015 95	943,507 64	4,508 31	0 00	4,508 31
Total Non-Government Backed C M O s		6,008 50	948,015 95	943,507 64	4,508 31	0 00	4,508 31
Total Fixed Income		284,941 26	38,327,970 67	37,490,341 73	837,628 84	0 00	837,628 84

Description/Asset ID Shares/PAR value	Local market price	Accrued Income/expense	Market value	Cost	Unrealized gain/loss		Total
					Market	Translation	
Venture Capital and Partnerships							
Partnerships							
United States - USD							
ACACIA INSTITUTIONAL PARTNERS CUSIP 000074401 56 712 481 38 7,582,747 0000000		0 00	97,582,747 00	47,484,319 96	50 098,427 04	0 00	50,098,427 04
BOSTON VENTURES V CUSIP 000074260 4 168 752 00 2 205 140 0000000		0 00	2 205,140 00	4,166 752 00	- 1,961 612 00	0 00	- 1,961,612 00
BOSTON VENTURES VI CUSIP 000110502 2,041,558 00 1,234,197 0000000		0 00	1,234,197 00	2,041,558 00	- 807,359 00	0 00	- 807,359 00

Asset Detail - Base Currency

Description/Asset ID Local market price Accrued Income/expense Market value Cost Market Translation Total

Venture Capital and Partnerships

Partnerships

CAPITAL Z FINANCIAL SERVICES FUND I CUSIP 000074278	6,041,620 96	4,414,848 0000000	4,414 848 00	6,041,620 96	- 1,626,772 88	0 00			
CEDAR CREEK PARTNERS LLC CUSIP 000074286	3,197,087 50	1,711 515 0000000	1,711,515 00	3 197 087 50	- 1,485,552 50	0 00			
CRESCENT MEZZANINE PARTNERS CUSIP 000074302	2,858,337 31	2,462,232 0000000	2,462,232 00	2,576,834 31	- 114,602 31	0 00			
GREENWICH STREET CAPITAL PTRS II CUSIP 000074336	8,265 698 00	8 884,392 0000000	8,884,392 00	8,265,698 00	- 1,401,306 00	0 00			
GS CAPITAL PARTNERS III CUSIP 000074310	2,911,233 00	959,581 0000000	959,581 00	2 838,999 00	- 1,881,438 00	0 00			
GS PEP TECHNOLOGY FUND 2000 LP CUSIP 000103871	888,512 00	334,382 0000000	334,382 00	688,512 00	- 334 130 00	0 00			
GS PRIVATE EQUITY LP CUSIP 000074328	3,407,309 08	2 843,764 0000000	2,843,764 00	3,451,028 44	- 607,265 44	0 00			
GSC EUROPEAN MEZZ OFFSHORE CAP CUSIP 000117325	3,002,813 00	2,801 804 0000000	2,801,804 00	3,002 813 00	- 100,809 00	0 00			
GSC PARTNERS CDO FUND CUSIP 000088378	4,283,359 00	3,942,563 0000000	3 942,563 00	4,283,359 00	- 340,798 00	0 00			
GSC PARTNERS CDO INVESTORS II CUSIP 000132448	1,000,000 00	659,718 0000000	659,718 00	1,000 000 00	- 340,282 00	0 00			
HARTFORD HIGH YIELD FUND LP CUSIP 000179648	5 000 000 00	4 950,469 0000000	4,950,469 00	5,000 000 00	- 49,531 00	0 00			
MASON WELLS LEVERAGED BUYOUT FUND CUSIP 000074344	3,865,255 00	3,656,084 0000000	3,656,084 00	3,865,255 00	- 309,171 00	0 00			
OCM OPPORTUNITIES FUND II CUSIP 000074351	2 699 547 80	2,739 785 0000000	2 739,785 00	2,599,547 80	140,237 20	0 00			
RHI INDUSTRIAL PARTNERS CUSIP 000088377	2,085,388 00	1,751,842 0000000	1 751 842 00	2,085,388 00	- 333,446 00	0 00			
TCW CHINA AUTOMOTIVE COMPONENTS CUSIP 000074294	3,000,000 00	323,043 0000000	323,043 00	3,000,000 00	- 2,676,957 00	0 00			

Unrealized gain/loss

212

Portfolio Statement

31 DEC 2002

Account Number: 90EALC
Account Name: ALL BRADBEY FDN ACCTS

Asset Detail - Base Currency

Description/Asset ID		Accrued			Unrealized gain/loss		
Shares/PAR value	Local market price	Income/expense	Market value	Cost	Market	Translation	Total
Venture Capital and Partnerships							
Partnerships							
TCW SPECIAL CREDITS	CUSIP 000074369						
2 949 022 22	2 085 771 0000000	0 00	2,085 771 00	2 999 240 88	- 903 469 88	0 00	- 903,469 88
WALLER SUTTON MEDIA PARTNERS	CUSIP 000074377						
4,166 055 25	2,088 168 0000000	0 00	2 068,168 00	4,166,055 25	- 2,097,887 25	0 00	- 2 097,887 25
WHITEHALL STREET REAL ESTATE	CUSIP 000074393						
6,838,877 05	6,587,958 0000000	0 00	6,587 958 00	6,638 877 05	- 50 919 05	0 00	- 50 919 05
Total USD		0 00	152,289,183 00	119,473,925 13	32,815,257 87	0 00	32,815,257 87
Total United States		0 00	152,289,183 00	119,473,925 13	32,815,257 87	0 00	32,815,257 87
Total Partnerships		0 00	152,289,183 00	119,473,925 13	32,815,257 87	0 00	32,815,257 87
128,760,884 51		0 00	152,289,183 00	119,473,925 13	32,815,257 87	0 00	32,815,257 87
Total Venture Capital and Partnerships		0 00	152,289,183 00	119,473,925 13	32,815,257 87	0 00	32,815,257 87
128,760,884 51		0 00	152,289,183 00	119,473,925 13	32,815,257 87	0 00	32,815,257 87
		<i>page 215</i>	<u>5,353,443.97</u>	<u>5,323,482.28</u>			
			<u>157,642,626.97</u>	<u>124,797,407.41</u>			
			<i>page 199</i>	<i>page 199</i>			
Description/Asset ID		Accrued			Unrealized gain/loss		
Shares/PAR value	Local market price	Income/expense	Market value	Cost	Market	Translation	Total

Other Assets

Miscellaneous

United States - USD

&&&CASH HELD ELSEWHERE	CUSIP 999689268						
0 97	1 0000000	0 00	0 97	0 97	0 00	0 00	0 00
TCW HIGH YIELD	CUSIP 000074385						
260,001 00	5 353 443 0000000	0 00	5 353,443 00	5,323,481 31	29 961 89	0 00	29,961 89
Total USD		0 00	5,353,443 97	5,323,482 28	29,961 69	0 00	29,961 69
Total United States		0 00	5,353,443 97	5,323,482 28	29,961 69	0 00	29,961 69

◆ Asset Detail - Base Currency

Description/Asset ID		Accrued income/expense	Market value	Cost	Unrealized gain/loss		Total
Shares/PAR value	Local market price				Market	Translation	

Other Assets

Miscellaneous

Total Miscellaneous

260,001.97		0.00	5,353,443.97	5,323,482.28	29,961.69	0.00	29,961.69
------------	--	------	--------------	--------------	-----------	------	-----------

Total Other Assets

260,001.97		0.00	5,353,443.97	5,323,482.28	29,961.69	0.00	29,961.69
------------	--	------	--------------	--------------	-----------	------	-----------

Description/Asset ID		Accrued income/expense	Market value	Cost	Unrealized gain/loss		Total
Shares/PAR value	Local market price				Market	Translation	

Derivative Offsets

Equity futures

Germany - EUR

DJ EURO STOXX 50 FUTURE 21/03/2003 - 5.00	SEDOL 907576L 2,385 0000000	0.00	- 125,665.05	- 124,628.73	3,095.72	- 4,134.04	- 1,038.32
--	--------------------------------	------	--------------	--------------	----------	------------	------------

Total EUR		0.00	- 125,665.05	- 124,628.73	3,095.72	- 4,134.04	- 1,038.32
------------------	--	------	--------------	--------------	----------	------------	------------

Total Germany		0.00	- 125,665.05	- 124,628.73	3,095.72	- 4,134.04	- 1,038.32
----------------------	--	------	--------------	--------------	----------	------------	------------

Total Equity Futures

-5.00		0.00	- 125,665.05	- 124,628.73	3,095.72	- 4,134.04	- 1,038.32
-------	--	------	--------------	--------------	----------	------------	------------

Total Derivative Offsets

-5.00		0.00	- 125,665.05	- 124,628.73	3,095.72	- 4,134.04	- 1,038.32
-------	--	------	--------------	--------------	----------	------------	------------

Portfolio Statement

31 DEC 2002

Account Number BDFADL
Account Name ALL BRADLEY FDN ACCTS

Asset Detail - Base Currency

Description/Asset ID Shares/PAR value	Local market price	Accrued Income/expense	Market value	Cost	Unrealized gain/loss		Total
					Market	Translation	
<i>All other</i>							
Recoverable taxes							
CAD - Canadian dollar	1 5788000	3 855 82	0 00	0 00	0 00	0 00	0 00
CHF - Swiss franc	1 3827000	42,593 88	0 00	0 00	0 00	0 00	0 00
EUR Euro	0 8528300	157,335 82	0 00	0 00	0 00	0 00	0 00
NOK - Norwegian krone	6 9277500	4,548 83	0 00	0 00	0 00	0 00	0 00
USD - United States dollar	1 0000000	11,147 82	0 00	0 00	0 00	0 00	0 00
Total recoverable taxes - all currencies		219,579 7€	0 00	0 00	0 00	0 00	0 00
Total recoverable taxes - all countries		219,579 7€	0 00	0 00	0 00	0 00	0 00
Total Recoverable taxes	0 00	219,579 7€	0 00	0 00	0 00	0 00	0 00
Total All other	0 00	219,579 7€	0 00	0 00	0 00	0 00	0 00

Description/Asset ID Shares/PAR value	Exchange rate or local market price	Accrued Income/expense	Market value	Cost	Unrealized gain/loss		Total
					Market	Translation	

Cash and Cash Equivalents

Short term investment funds							
USD - United States dollar	1 0000000	12 871 77	10 607 308 88	10 607,308 88	0 00	0 00	0 00
Total short term investment funds - all currencies		12,871 7€	10,607,308 88	10,607,308 88	0 00	0 00	0 00
Total short term investment funds - all countries		12,871 77	10,607,308 88	10,607,308 88	0 00	0 00	0 00

216

◆ Asset Detail - Base Currency

Description/Asset ID Shares/PAR value	Exchange rate or local market price	Accrued Income/expense	Market value	Cost	Unrealized gain/loss		Total
					Market	Translation	
Cash and Cash Equivalents							
Short term investment funds							
United States - USD							
CF BARCLAYS MONEY MKT FD B 7 00	CUSIP 068479CF1 1 0000000	0 00	7 00	7 00	0 00	0 00	0 00
Total USD		0 00	7 00	7 00	0 00	0 00	0 00
Total United States		0 00	7 00	7 00	0 00	0 00	0 00
Total Short Term Investment Funds							
10,607,315 88		12,671 77	10,607,315 88	10,607,315 88	0 00	0 00	0 00
Cash							
page 147 page 147							
AUD - Australian dollar	1 7758800	0 00	- 3,589 07	- 3 585 03	0 00	5 98	5 98
CAD - Canadian dollar	1 5798000	0 00	320 83	320 57	0 00	0 08	0 08
CHF - Swiss franc	1 3827000	0 00	5,082 63	4,913 93	0 00	148 70	148 70
DKK - Danish krone	7 0783500	0 00	125 76	120 79	0 00	4 97	4 97
EUR - Euro	0 9529300	0 00	- 21,357 25	- 20,874 46	0 00	- 482 79	- 482 79
GBP - British pound sterling	0 8211800	0 00	1,084 12	1,076 13	0 00	7 99	7 99
HKD - Hong Kong dollar	7 7983500	0 00	113 02	113 01	0 00	0 01	0 01
JPY - Japanese yen	118 6700000	0 00	- 128,974 31	- 124 895 69	0 00	- 2,078 62	- 2,078 62
MYR - Malaysian ringgit	3 8000000	0 00	1,179 94	1,179 93	0 00	0 01	0 01
NOK - Norwegian krone	6 9277500	0 00	85 21	87 28	0 00	7 93	7 93

Asset Detail - Base Currency

Unrealized gain/loss _____

Cash and Cash Equivalents

Description/Asset ID	Exchange rate or local market price	Accrued Income/expense	Market value	Cost	Market	Translation	Total
NZD - New Zealand dollar	1 9118600	0 00	181 11	148 40	0 00	32 71	32 71
SEK - Swedish krona	8 7133000	0 00	99 06	95 20	0 00	3 86	3 86
SGD - Singapore dollar	1 7345000	0 00	- 8 243 22	7 793 18	0 00	- 450 04	- 450 04
USD - United States dollar	1 0000000	0 00	224,710 09	224,710 09	0 00	0 00	0 00
Total cash - all currencies		0 00	72,807 72	75,606 97	0 00	- 2,799 25	- 2,799 25
Total cash - all countries		0 00	72,807 72	75,606 97	0 00	- 2,799 25	- 2,799 25
Invested cash							
AUD - Australian dollar	1 7758800	30 68	37,727 77	37 790 49	0 00	- 62 72	- 62 72
CAD - Canadian dollar	1 5798000	24 93	4 430 94	4 430 18	0 00	0 76	0 76
DKK - Danish krona	7 0783500	4 85	2,542 97	2,442 33	0 00	100 64	100 64
EUR Euro	0 9528300	88 28	29,383 08	28,718 85	0 00	664 21	664 21
GBP - British pound sterling	0 821600	4 30	1,609 89	1,598 04	0 00	11 85	11 85
HKD - Hong Kong dollar	7 7883500	0 53	1,282 32	1,282 17	0 00	0 15	0 15
NOK - Norwegian krona	6 9277500	3 00	866 08	793 96	0 00	72 12	72 12
NZD - New Zealand dollar	1 9118600	3 57	1 048 10	857 18	0 00	188 94	188 94

page 147 page 147

◆ Asset Detail - Base Currency

Description/Asset ID Shares/PAR value	Exchange rate or local market price	Accrued Income/expense	Market value	Cost	Unrealized gain/loss		Total
					Market	Translation	
Cash and Cash Equivalents							
Invested cash							
SEK - Swedish krona	8 7133000	39 88	28,388 43	25 388 55	0 00	1,027 88	1,027 89
SGD - Singapore dollar	1 7345000	0 18	2,308 14	2,230 86	0 00	75 28	75 28
USD - United States dollar	1 0000000	0 00	2,856,103 60	2 856,103 60	0 00	0 00	0 00
Total invested cash - all currencies		200 08	2,963,695 30	2,961,616 17	0 00	2,079 13	2,079 13
Total invested cash - all countries		200 08	2,963,695 30	2,961,616 17	0 00	2,079 13	2,079 13
Total Invested cash							
	2,963,895 30	200 08	2,963,695 30	2,961,616 17	0 00	2,079 13	2,079 13
Total Cash and Cash Equivalents			page 147	page 147			
	13,843,818 90	12,871 85	13,843,818 90	13,844,539 02	0 00	- 720 12	- 720 12

Description/Asset ID Shares/PAR value	Exchange rate	Accrued Income/expense	Market value	Cost	Unrealized gain/loss		Total
					Market	Translation	
Adjustments To Cash							
Pending foreign exchange purchases							
EUR - Euro	0 8528300	0 00	3,516,795 77	3,278,593 04	0 00	238,202 73	238,202 73
JPY Japanese yen	118 8700000	0 00	581,835 59	565 823 76	0 00	16,011 83	16 011 83
NOK - Norwegian krona	8 9277500	0 00	83,860 23	92,071 76	0 00	1,788 47	1,788 47
USD - United States dollar	1 0000000	0 00	1,302 930 13	1,302,930 13	0 00	0 00	0 00
Total pending foreign exchange purchases - all currencies		0 00	5,495,421 72	5,239,418 69	0 00	256,003 03	256,003 03

◆ Asset Detail - Base Currency

Description/Asset ID Shares/PAR value	Exchange rate	Accrued income/expense	Market value	Cost	Unrealized gain/loss		Total
					Market	Translation	
Adjustments To Cash							
Pending foreign exchange purchases							
Total pending foreign exchange purchases - all countries		0 00	5,495,421 72	5,239,418 69	0 00	258,003 03	258,003 03
Total Pending foreign exchange purchases		0 00	5,495,421 72	5,239,418 69	0 00	258,003 03	258,003 03
Pending foreign exchange sales							
CAD - Canadian dollar	1 5798000	0 00	- 241,142 59	- 241 704 82	0 00	582 33	582 33
EUR - Euro	0 9529300	0 00	- 602,349 52	- 565 823 76	0 00	- 38,525 78	- 38 525 78
GBP - British pound sterling	0 8211600	0 00	120,102 87	- 117,197 50	0 00	- 2 815 37	- 2,915 37
JPY - Japanese yen	118 6700000	0 00	- 3,885 829 07	- 3 772,592 09	0 00	- 113,038 88	- 113,038 88
MXN - Mexican peso	10 4840000	0 00	- 397 401 10	- 408 572 33	0 00	11,171 23	11 171 23
USD - United States dollar	1 0000000	0 00	- 133 538 09	- 133 538 09	0 00	0 00	0 00
Total pending foreign exchange sales - all currencies		0 00	- 5,380,163 24	- 5,239,418 69	0 00	- 140,744 55	- 140,744 55
Total pending foreign exchange sales - all countries		0 00	- 5,380,163 24	- 5,239,418 69	0 00	- 140,744 55	- 140,744 55
Total Pending foreign exchange sales		0 00	- 5,380,163 24	- 5,239,418 69	0 00	- 140,744 55	- 140,744 55
Pending trade purchases							
EUR - Euro	0 9529300	0 00	- 88,557 52	- 85 478 11	0 00	- 1,081 41	- 1,081 41
NOK - Norwegian krone	6 9277500	0 00	- 83,888 45	- 91,889 40	0 00	- 1,977 05	- 1,977 05
USD - United States dollar	1 0000000	0 00	- 548,352 03	- 548 352 03	0 00	0 00	0 00

◆ Asset Detail - Base Currency

Description/Asset ID Shares/PAR value	Exchange rate	Accrued Income/expense	Market value	Cost	Unrealized gain/loss		Total
					Market	Translation	
Adjustments To Cash							
Pending trade purchases							
Total pending trade purchases - all currencies		0 00	- 706,776 00	- 703,717 54	0 00	- 3,058 46	- 3,058 46
Total pending trade purchases - all countries		0 00	- 706,776 00	- 703,717 54	0 00	- 3,058 46	- 3,058 46
Total Pending trade purchases		0 00	- 706,776 00	- 703,717 54	0 00	- 3,058 46	- 3,058 46
Pending trade sales							
JPY - Japanese yen	118 6700000	0 00	55 658 74	54 975 43	0 00	683 31	683 31
USD - United States dollar	1 0000000	0 00	383,836 63	383 836 63	0 00	0 00	0 00
Total pending trade sales - all currencies		0 00	439,495 37	438,812 06	0 00	683 31	683 31
Total pending trade sales - all countries		0 00	439,495 37	438,812 06	0 00	683 31	683 31
Total Pending trade sales		0 00	439,495 37	438,812 06	0 00	683 31	683 31
Other receivables							
USD - United States dollar	1 0000000	0 00	1,500,000 00	1,500,000 00	0 00	0 00	0 00
Total other receivables - all currencies		0 00	1,500,000 00	1,500,000 00	0 00	0 00	0 00
Total other receivables - all countries		0 00	1,500,000 00	1,500,000 00	0 00	0 00	0 00
Total Other Receivables		0 00	1,500,000 00	1,500,000 00	0 00	0 00	0 00

◆ Asset Detail - Base Currency

Description/Asset ID Shares/PAR value	Exchange rate	Accrued Income/expense	Market value	Cost	Unrealized gain/loss		Total
					Market	Translation	
<i>Adjustments To Cash</i>							
Other payables							
USD - United States dollar	1 0000000	0 00	- 1 500 000 00	1,500,000 00	0 00	0 00	0 00
Total other payables - all currencies		0 00	- 1,500,000 00	- 1,500,000 00	0 00	0 00	0 00
Total other payables - all countries		0 00	- 1,500,000 00	- 1,500,000 00	0 00	0 00	0 00
Total Other Payables		0 00	- 1,500,000 00	- 1,500,000 00	0 00	0 00	0 00
Total Adjustments To Cash		0 00	- 152,022 15	- 264,805 48	0 00	112,883 33	112,883 33
Total	181,153,966 80	862,263.03	483,071,422 87	467,653,396 98	12,493,097 54	2,924,928 37	15,418,025 91

The Lynde and Harry Bradley Foundation
 Summary Schedule of Realized Gains (Losses)
 By Investment Manager
 Year Ended December 31 2002

EIN-39-6037928
 Form 990-PF Part IV
 and
 Form 990-PF Part 1 Line 6

<u>INVESTMENT MANGER</u>	<u>AMOUNT</u>	
ACACIA INSTITUTIONAL PARTNERS (Mutual Fund organized as a limited partnership)	9 450 917 42	} K-1's
ALTERNATIVE INVESTMENTS (Per K-1's)	(589 455 24)	
BZW BARCLAY's EQUITY INDEX FUND (Mutual Fund)	19 187 00	
BZW BARCLAY'S US DEBT INDEX FUND (Mutual Fund)	0 00	
CAPITAL GUARDIAN U S EQUITY	(9 710 628 68)	PAGE 581
CAPITAL GUARDIAN U S FIXED	(548 276 04)	PAGE 603
DAVID L BABSON & COMPANY	209,355 21	PAGE 746
FAYEZ SAROFIM & COMPANY	(551,139 85)	PAGE 750
BAIRD ADVISORS	(21 469 17)	PAGE 844
GOLDMAN SACHS	(3 621 069 63)	PAGE 847
GRANTHAM MAYO & VAN OTTERLOO (Mutual Fund)	0 00	
NICHOLAS APPLGATE INTERNATIONAL SMALL CAP (Mutual Fund)	0 00	
NICHOLAS APPLGATE MINI-CAP GROWTH FUND (Mutual Fund)	0 00	
PIMCO ADVISORS	36 476 02	PAGE 850
ROSENBERG INVESTMENT MANAGEMENT	6 790 38	PAGE 853
ALLIANCE BERNSTEIN	(899 328 28)	PAGE 979
STRONG CAPITAL MANAGEMENT	(247 801 31)	PAGE 1116
TRUST COMPANY OF THE WEST - LARGE CAP	(1,258,290 77)	PAGE 1191
TRUST COMPANY OF THE WEST - MID CAP	91,211 48	PAGE 1243
TRUST COMPANY OF THE WEST - SMALL CAP	(1,417 385 09)	PAGE 1394
URDANG	912 993 81	PAGE 1471
VANGUARD TOTAL BOND MARKET INDEX FUND (Mutual Fund)	21,176 23	PAGE 1474
VEREDUS ASSET MANAGEMENT	(3 669 169 67)	PAGE 1554
WASATCH ADVISORS	(590,690 37)	PAGE 1653
	<u>(12,376,596.55)</u>	
Book / Tax Adjustment	100 360 04 *	
Total Realized Gain (Loss) on Sale of Investment Securities (Per Books)	<u>(12,276,236.51)</u>	PAGE 3

* Includes \$41,310.99 of securities litigation proceeds received for stocks previously sold

◆ Realized Gain/Loss Detail - Taxable

Trade Date Settle Date	Security Description Acquisition Date	Shares/Par	Proceeds	Cost	Realized gain/loss			Total	
					Short Term	Market Long Term	Translation	Short Term	Long Term
Sales									
Equities									
Common Stock									
Australia									
2 Aug 02	AUST & NZ BANK GRP NPV	- 11 700 00	112 029 45	- 82 484 19	0 00	17 063 30	2 481 96	0 00	18,545 26
8 Aug 02	SEDOL 6065586								
	28 Nov 00	- 800 00	7 660 13	- 6 345 28	0 00	1,161 48	153 35	0 00	1,314 84
	29 Nov 00	- 7 900 00	75,843 82	- 82,383 38	0 00	11,486 80	1,783 84	0 00	13,280 44
	1 Dec 00	- 3,000 00	28,725 50	- 23,755 52	0 00	4,405 21	584 77	0 00	4,989 98
8 Oct 02	AUST & NZ BANK GRP NPV	- 20,800 00	198 845 03	- 182 271 13	0 00	27,368 88	7,205 04	0 00	34,573 90
14 Oct 02	SEDOL 6065586								
	27 Nov 00	- 12,900 00	122,081 77	- 99,714 92	0 00	17,701 85	4,884 80	0 00	22,366 85
	1 Dec 00	- 7 800 00	74,783 28	- 82,558 21	0 00	8,668 81	2,540 14	0 00	12,207 05
28 Jan 02	BHP BILLITON LTD	- 60 00	703 18	- 487 48	0 00	205 70	0 00	0 00	205 70
31 Jan 02	SEDOL 2144337								
	15 Dec 87	- 60 00	703 18	- 487 48	0 00	205 70	0 00	0 00	205 70
12 Feb 02	BHP BILLITON LTD NPV	- 4 800 00	29 240 28	- 40,540 11	0 00	- 2,297 28	- 8,002 59	0 00	- 11,299 85
15 Feb 02	SEDOL 8144690								
	17 Dec 87	- 4,800 00	29 240 28	40,540 11	0 00	- 2 297 28	- 8 002 59	0 00	- 11,299 85
12 Jul 02	BHP BILLITON LTD NPV	- 14,300 00	82,209 73	- 108,883 27	0 00	- 12,234 69	- 12,438 85	0 00	- 24,673 54
17 Jul 02	SEDOL 8144690								
	17 Dec 87	- 1,182 00	6,785 24	- 8,583 42	0 00	- 1,315 07	- 1,473 11	0 00	- 2,788 18
	8 Oct 88	- 1 343 00	7 720 82	- 9,579 10	0 00	- 964 44	- 893 84	0 00	- 1,858 29
	13 Oct 88	- 2 400 00	13,787 43	- 17,589 01	0 00	- 1 781 19	- 2 010 39	0 00	- 3,771 58
	14 Oct 88	- 2,400 00	13,787 44	- 17 841 39	0 00	- 1,785 20	- 2 058 75	0 00	- 3 843 85
	19 Oct 88	- 2,300 00	13,222 54	- 17,277 93	0 00	- 2,004 13	- 2,051 28	0 00	- 4,055 39
	20 Oct 88	- 2,351 00	13,515 74	- 17,592 89	0 00	- 2,084 48	- 1,892 79	0 00	- 4,077 25
	21 Oct 88	- 2,324 00	13 360 52	- 17,639 43	0 00	- 2,320 20	- 1,958 71	0 00	- 4,278 91
11 Jul 02	BHP BILLITON LTD NPV	- 0 600 00	56,001 61	- 77 834 80	0 00	- 10,950 67	- 10,882 82	0 00	- 21,833 28
18 Jul 02	SEDOL 8144690								
	17 Dec 87	- 0 600 00	56 001 61	- 77 834 80	0 00	- 10,850 67	- 10 882 82	0 00	- 21,833 28
11 Feb 02	BHP BILLITON LTD NPV	- 15,200 00	81 504 38	- 127 441 16	0 00	- 8,948 68	- 28,990 10	0 00	- 35,938 78
14 Feb 02	SEDOL 8144690								

◆ Realized Gain/Loss Detail - Taxable

Trade Date Settle Date	Security Description Acquisition Date	Shares/Par	Proceeds	Cost	Realized gain/loss			Total	
					Short Term	Market Long Term	Translation	Short Term	Long Term
Sales									
Equities									
17 Dec 97		- 6,518 00	39,238 52	- 55,050 08	0 00	- 3 473 94	- 12,337 82	0 00	- 15 811 58
12 Jan 98		- 6,894 00	40,298 05	- 58,082 63	0 00	- 4,409 76	- 11,354 82	0 00	- 15,764 58
25 Nov 98		- 1,988 00	11,967 81	- 18 329 45	0 00	- 1,082 98	- 3,297 68	0 00	- 4,360 64
12 Sep 02	BHP STL COM STK	- 15,085 00	23,368 08	- 433 02	0 00	22,980 24	- 47 20	0 00	22,933 04
17 Sep 02	SEDOL 8533232								
17 Dec 97		- 4,707 54	7,301 48	0 00	0 00	7 301 47	0 01	0 00	7,301 48
22 Dec 97		- 852 04	1,321 53	0 00	0 00	1 321 54	- 0 01	0 00	1,321 53
9 Jan 98		- 2 108 81	3,270 80	0 00	0 00	3 270 80	0 00	0 00	3,270 80
12 Jan 98		- 1,448 48	2,246 61	0 00	0 00	2 246 61	0 00	0 00	2 246 61
15 Jan 98		- 338 54	528 63	0 00	0 00	528 63	0 00	0 00	528 63
18 Jan 98		- 1,788 29	2 775 23	0 00	0 00	2,775 22	0 01	0 00	2,775 23
9 Oct 98		- 291 20	451 65	- 433 02	0 00	65 84	- 47 21	0 00	18 63
9 Oct 98		- 598 43	925 07	0 00	0 00	925 07	0 00	0 00	925 07
13 Oct 98		- 511 23	782 92	0 00	0 00	782 92	0 00	0 00	782 92
14 Oct 98		- 511 23	792 92	0 00	0 00	792 92	0 00	0 00	792 92
18 Oct 98		- 489 83	759 88	0 00	0 00	759 88	0 00	0 00	759 88
20 Oct 98		- 500 79	776 73	0 00	0 00	776 73	0 00	0 00	776 73
21 Oct 98		- 495 04	767 81	0 00	0 00	767 81	0 00	0 00	767 81
25 Nov 98		- 423 47	656 80	0 00	0 00	656 80	0 00	0 00	656 80
16 Jul 02	BHP STL COM STK	- 1,920 00	0 00	- 3,245 44	0 00	- 2,759 64	- 485 80	0 00	- 3,245 44
30 Jul 02	SEDOL 8533232								
17 Dec 97		- 1,920 00	0 00	- 3,245 44	0 00	- 2,759 64	- 485 80	0 00	- 3 245 44
16 Jul 02	BHP STL COM STK	- 2,860 00	0 00	- 4,456 64	0 00	- 3,856 73	- 499 91	0 00	- 4,456 64
30 Jul 02	SEDOL 8533232								
17 Dec 97		- 238 31	0 00	- 399 45	0 00	- 339 65	- 59 80	0 00	- 399 45
9 Oct 98		- 289 78	0 00	- 399 69	0 00	- 364 12	- 35 57	0 00	- 399 69
13 Oct 98		- 479 98	0 00	- 732 53	0 00	- 651 80	- 80 73	0 00	- 732 53
14 Oct 98		- 479 98	0 00	- 735 56	0 00	- 652 81	- 82 75	0 00	- 735 56
19 Oct 98		- 459 88	0 00	- 720 40	0 00	- 637 90	- 82 50	0 00	- 720 40
20 Oct 98		- 470 18	0 00	- 733 54	0 00	- 653 54	- 80 00	0 00	- 733 54
21 Oct 98		- 484 78	0 00	- 735 47	0 00	- 656 91	- 78 56	0 00	- 735 47
12 Mar 02	CSL A\$1	- 1,000 00	21,979 26	- 19,803 17	0 00	4,750 09	- 2,574 00	0 00	2,176 09
15 Mar 02	SEDOL 8185485								
28 Jun 00		- 300 00	6,593 78	- 6,093 51	0 00	1,271 09	- 770 62	0 00	500 27
29 Jun 00		- 700 00	15 385 48	- 13,709 68	0 00	3,479 00	- 1,803 18	0 00	1,675 82

◆ Realized Gain/Loss Detail - Taxable

Trade Date	Security Description	Shares/Par	Proceeds	Cost	Realized gain/loss			Total	
					Short Term	Market Long Term	Translation	Short Term	Long Term
Settle Date	Acquisition Date								
Sales									
Equities									
25 Sep 02	CSL A\$1	- 8 500 00	99 857 44	- 128 121 70	0 00	- 17 864 87	- 10 289 39	0 00	- 28 154 26
30 Sep 02	SEDOL 8185495								
	9 Jun 00	- 4 400 00	51 742 87	- 57 068 41	0 00	- 889 72	- 4 356 02	0 00	- 5 245 74
	13 Jun 00	- 2 300 00	27 047 31	- 39 557 80	0 00	- 9 401 55	- 3 109 04	0 00	- 12 510 59
	14 Jun 00	- 1 800 00	18 815 52	- 27 872 08	0 00	- 6 585 29	- 2 481 27	0 00	- 9 066 56
	20 Jun 00	- 200 00	2 351 94	- 3 623 31	0 00	- 828 31	- 343 08	0 00	- 1 171 39
14 Mar 02	CSL A\$1	- 1 100 00	23 877 74	- 20 358 71	0 00	6 365 91	- 2 748 88	0 00	3 617 03
18 Mar 02	SEDOL 8185495								
	18 Jun 00	- 1 100 00	23 877 74	- 20 358 71	0 00	6 365 91	- 2 748 88	0 00	3 617 03
19 Mar 02	CSL A\$1	- 1 600 00	34 891 13	- 28 986 49	0 00	8 627 40	- 3 722 78	0 00	4 904 62
22 Mar 02	SEDOL 8185495								
	20 Jun 00	- 1 600 00	34 891 13	- 28 986 49	0 00	8 627 40	- 3 722 78	0 00	4 904 62
13 Mar 02	CSL A\$1	- 1 200 00	28 553 32	- 23 286 81	0 00	6 378 28	- 3 111 77	0 00	3 266 51
18 Mar 02	SEDOL 8185495								
	18 Jun 00	- 200 00	4 425 55	- 3 701 58	0 00	1 225 55	- 501 58	0 00	723 97
	28 Jun 00	- 1 000 00	22 127 77	- 19 585 23	0 00	5 152 73	- 2 610 19	0 00	2 542 54
14 Mar 02	CSL A\$1	- 1 100 00	23 877 74	- 20 263 27	0 00	6 568 51	- 2 852 04	0 00	3 716 47
19 Mar 02	SEDOL 8185495								
	18 Jun 00	- 400 00	8 719 18	- 7 403 17	0 00	2 314 88	- 898 87	0 00	1 416 01
	19 Jun 00	- 700 00	15 258 56	- 12 860 10	0 00	4 251 63	- 1 853 17	0 00	2 398 46
12 Mar 02	CSL A\$1	- 1 100 00	24 177 19	- 21 543 78	0 00	5 467 00	- 2 833 57	0 00	2 633 43
15 Mar 02	SEDOL 8185495								
	28 Jun 00	- 1 100 00	24 177 19	- 21 543 78	0 00	5 467 00	- 2 833 57	0 00	2 633 43
28 Sep 02	CSL A\$1	- 3 300 00	38 879 72	- 42 801 30	0 00	- 629 20	- 3 282 38	0 00	- 3 911 58
1 Oct 02	SEDOL 8185495								
	9 Jun 00	- 3 300 00	38 879 72	- 42 801 30	0 00	- 629 20	- 3 282 38	0 00	- 3 911 58
13 Mar 02	CSL A\$1	- 1 200 00	28 553 32	- 22 209 50	0 00	7 353 30	- 3 009 48	0 00	4 343 82
18 Mar 02	SEDOL 8185495								
	18 Jun 00	- 1 200 00	28 553 32	- 22 209 50	0 00	7 353 30	- 3 009 48	0 00	4 343 82

◆ Realized Gain/Loss Detail - Taxable

Trade Date	Security Description	Shares/Par	Proceeds	Cost	Realized gain/loss			Total	
					Short Term	Market Long Term	Translation	Short Term	Long Term
Settle Date	Acquisition Date								
Sales									
Equities									
11 Mar 02	CSL A\$1	- 2,700 00	58,752 70	- 54,917 00	0 00	10,878 89	- 8,840 89	0 00	3,835 70
14 Mar 02	SEDOL 8185485								
	28 Jun 00	- 2,400 00	52,224 82	- 48,748 08	0 00	9,545 04	- 6,088 50	0 00	3,478 54
	27 Jun 00	- 300 00	6,528 08	- 6,188 92	0 00	1,131 85	- 772 49	0 00	359 18
11 Mar 02	CSL A\$1	- 2,700 00	58,752 70	- 55,520 28	0 00	10,184 87	- 6,852 43	0 00	3,232 44
14 Mar 02	SEDOL 8185485								
	27 Jun 00	- 2,700 00	58,752 70	- 55,520 28	0 00	10,184 87	- 6,852 43	0 00	3,232 44
18 Mar 02	CSL A\$1	- 1,600 00	34,854 01	- 28,113 89	0 00	8,617 60	- 3,777 58	0 00	5,840 02
21 Mar 02	SEDOL 8185485								
	19 Jun 00	- 500 00	10,823 13	- 8,185 78	0 00	2,987 01	- 1,248 88	0 00	1,737 35
	20 Jun 00	- 1,100 00	24,030 88	- 19,928 21	0 00	8,630 59	- 2,527 92	0 00	4,102 87
8 Oct 02	NEWS CORPORATION NPV(AUST LISTING)	- 8,400 00	41,202 78	- 14,288 41	- 228 35	30,981 58	- 3,847 83	- 192 59	27,108 87
14 Oct 02	SEDOL 8886825								
	23 Jul 01	- 8,249 00	40,482 12	- 13,234 40	0 00	31,137 54	- 3,809 82	0 00	27,227 72
	30 Apr 01	- 48 00	225 83	- 348 38	0 00	- 145 98	25 23	0 00	- 120 75
	11 Oct 01	- 48 00	235 45	- 341 23	- 138 55	0 00	30 77	- 105 78	0 00
	30 Apr 02	- 57 00	279 59	- 388 40	- 92 80	0 00	5 89	- 88 81	0 00
2 Aug 02	PUBLISHING & BROAD NPV	- 11,235 00	53,737 23	- 102,589 46	0 00	- 35,028 06	- 13,801 17	0 00	- 48,829 23
8 Aug 02	SEDOL 8837082								
	14 Feb 00	- 5,200 00	24,871 70	- 48,151 47	0 00	- 18,319 81	- 6,880 16	0 00	- 23,279 77
	25 Feb 00	- 8,035 00	28,885 53	- 54,414 99	0 00	- 18,708 45	- 6,841 01	0 00	- 25,549 46
5 Aug 02	PUBLISHING & BROAD NPV	- 8,337 00	39,321 47	- 75,171 13	0 00	- 28,307 37	- 8,542 29	0 00	- 35,849 88
8 Aug 02	SEDOL 8837082								
	25 Feb 00	- 8,337 00	39,321 47	- 75,171 13	0 00	- 28,307 37	- 8,542 29	0 00	- 35,849 88
7 Aug 02	PUBLISHING & BROAD NPV	- 13,328 00	82,147 38	- 119,783 84	0 00	- 38,808 24	- 18,810 34	0 00	- 57,618 58
12 Aug 02	SEDOL 8837082								
	10 Feb 00	- 6,700 00	31,241 55	- 80,002 13	0 00	- 18,555 49	- 10,205 09	0 00	- 28,760 58
	25 Feb 00	- 8,828 00	30,905 81	- 59,781 81	0 00	- 20,250 75	- 8,605 25	0 00	- 28,856 00
1 Aug 02	PUBLISHING & BROAD NPV	- 17,500 00	84,943 84	- 182,377 81	0 00	- 55,987 55	- 21,448 42	0 00	- 77,433 97
7 Aug 02	SEDOL 8837082								

◆ Realized Gain/Loss Detail - Taxable

Trade Date Security Description
 Settle Date Acquisition Date
 Shares/Par Proceeds Cost
 Short Term Long Term Translation Short Term Long Term
 Market Realized gain/loss Total

Sales

Equities

11 Feb 00	- 7,500 00	38 404 42	- 70,495 83	0 00	- 24,222 70	- 9,788 71	0 00	- 34,091 41
14 Feb 00	- 4,800 00	23,298 83	- 44,447 52	0 00	- 15,147 74	- 6,000 85	0 00	- 21,148 69
15 Feb 00	- 1,000 00	4,853 82	- 9,360 23	0 00	- 3,245 16	- 1,281 15	0 00	- 4,506 31
25 Feb 00	- 4,200 00	20,388 47	- 38,074 03	0 00	- 13,271 85	- 4,415 81	0 00	- 17,897 56
8 Aug 02	- 9,700 00	23,833 48	- 20,532 12	2 814 99	0 00	486 35	3,101 34	0 00
8 Aug 02	SEDOL 6710347	QANTAS AIRWAYS NPV						
8 Dec 01	- 7,978 00	18 433 04	- 16,849 71	2,314 23	0 00	468 10	2,783 33	0 00
10 Apr 02	- 1 724 00	4,200 42	- 3 882 41	300 76	0 00	17 25	318 01	0 00
8 Aug 02	- 10 300 00	25,909 25	- 21,501 00	3,590 08	0 00	818 17	4 408 25	0 00
13 Aug 02	SEDOL 6710347	QANTAS AIRWAYS NPV						
8 Dec 01	- 10,300 00	25 909 25	- 21,501 00	3,590 08	0 00	818 17	4 408 25	0 00
Total Australia		1,386,201 17	- 1,689,213 87	6,976 72	- 40,171 65	- 168,816 87	7,317 00	- 210,329 80

Canada

11 Mar 02	ABTIBI-CONS INC COM NPV	SEDOL 2056807	- 24,000 00	217 058 12	- 253,372 81	0 00	- 18 482 08	- 19,834 71	0 00	- 38 318 78
14 Mar 02	SEDOL 2056807									
10 Jun 99	- 24,000 00	217,058 12	- 253,372 81	0 00	- 18 482 08	- 19,834 71	0 00	- 38,318 78		
11 Mar 02	ALCAN INC COM STK (CAN QUOTE)	SEDOL 2012000	- 7,200 00	288,808 58	- 225,029 82	65 752 32	0 00	- 1,973 38	63,778 94	0 00
14 Mar 02	SEDOL 2012000									
19 Sep 01	- 7,200 00	288 808 58	- 225,029 82	65 752 32	0 00	- 1,973 38	63,778 94	0 00		
8 Aug 02	BOMBARDIER INC CL B COM	SEDOL 2638814	- 30 200 00	200,225 86	- 57,523 77	0 00	142,702 19	0 00	142,702 19	
13 Aug 02	SEDOL 2638814									
21 Nov 84	- 11,200 00	74 255 99	- 21 288 40	0 00	52,987 59	88,734 80	0 00	52 987 59	88,734 80	
22 Nov 84	- 19,000 00	125,888 87	- 38,235 37	0 00	0 00	0 00	0 00	0 00	0 00	
7 Aug 02	BOMBARDIER INC CL B COM	SEDOL 2638814	- 2 000 00	13,728 18	- 3,814 25	0 00	8,911 83	0 00	8,911 83	
12 Aug 02	SEDOL 2638814									
22 Nov 84	- 2,000 00	13,728 18	- 3,814 25	0 00	8,911 83	0 00	0 00	0 00	8,911 83	
8 Aug 02	BOMBARDIER INC CL B COM	SEDOL 2638814	- 4 000 00	28 518 99	- 7,603 00	0 00	18,918 99	0 00	18,918 99	
13 Aug 02	SEDOL 2638814									
21 Nov 84	- 4,000 00	28,518 99	- 7,603 00	0 00	18,918 99	0 00	0 00	0 00	18,918 99	

The Northern Trust Company

Generated by The Northern Trust Company from periodic data on 21 Jan 03

◆ Realized Gain/Loss Detail - Taxable

Trade Date Settle Date	Security Description Acquisition Date	Shares/Par	Proceeds	Cost	Realized gain/loss			Total	
					Short Term	Market Long Term	Translation	Short Term	Long Term
Sales									
Equities									
19 Apr 02 24 Apr 02	BOMBARDIER INC CL B COM SEDOL 2838814	- 700 00	8,358 91	- 1,334 89	0 00	5,021 92	0 00	0 00	5,021 92
	22 Nov 84	- 700 00	8,358 91	- 1,334 89	0 00	5,021 92	0 00	0 00	5 021 92
3 May 02 8 May 02	BOMBARDIER INC CL B COM SEDOL 2838814	- 600 00	5,425 14	- 1,144 28	0 00	4,280 88	0 00	0 00	4,280 88
	22 Nov 84	- 600 00	5,425 14	- 1,144 28	0 00	4,280 88	0 00	0 00	4 280 88
24 Apr 02 28 Apr 02	BOMBARDIER INC CL B COM SEDOL 2838814	- 200 00	1,789 66	- 381 42	0 00	1,388 24	0 00	0 00	1,388 24
	22 Nov 84	- 200 00	1,789 66	- 381 42	0 00	1,388 24	0 00	0 00	1,388 24
19 Apr 02 24 Apr 02	BOMBARDIER INC CLASS'B'SUB VTG NPV CAD SEDOL 2108723	- 200 00	1,814 89	- 1,848 87	- 44 08	0 00	12 08	- 31 88	0 00
	11 Mar 02	- 200 00	1,814 89	- 1,848 87	- 44 08	0 00	12 08	- 31 88	0 00
18 Apr 02 23 Apr 02	BOMBARDIER INC CLASS'B'SUB VTG NPV CAD SEDOL 2108723	- 100 00	809 83	- 823 43	- 18 28	0 00	5 68	- 13 60	0 00
	11 Mar 02	- 100 00	809 83	- 823 43	- 18 28	0 00	5 68	- 13 60	0 00
8 Aug 02 13 Aug 02	BOMBARDIER INC CLASS'B'SUB VTG NPV CAD SEDOL 2108723	- 3,800 00	25,878 08	- 38,013 95	- 10,173 40	0 00	37 53	- 10,135 87	0 00
	11 Mar 02	- 3,800 00	25,878 08	- 38,013 95	- 10,173 40	0 00	37 53	- 10,135 87	0 00
3 May 02 8 May 02	BOMBARDIER INC CLASS'B'SUB VTG NPV CAD SEDOL 2108723	- 400 00	3,824 64	- 3,683 74	- 123 61	0 00	54 51	- 69 10	0 00
	11 Mar 02	- 400 00	3,824 64	- 3,683 74	- 123 61	0 00	54 51	- 69 10	0 00
22 Apr 02 25 Apr 02	BOMBARDIER INC CLASS'B'SUB VTG NPV CAD SEDOL 2108723	- 100 00	892 25	- 823 43	- 37 48	0 00	6 28	- 31 18	0 00
	11 Mar 02	- 100 00	892 25	- 823 43	- 37 48	0 00	6 28	- 31 18	0 00
7 Aug 02 12 Aug 02	BOMBARDIER INC CLASS'B'SUB VTG NPV CAD SEDOL 2108723	- 2,800 00	18,241 11	- 25,858 17	- 6,440 08	0 00	- 174 98	- 6,615 06	0 00
	11 Mar 02	- 2,800 00	18,241 11	- 25,858 17	- 6,440 08	0 00	- 174 98	- 6,615 06	0 00

◆ Realized Gain/Loss Detail - Taxable

Trade Date	Security Description	Shares/Par	Proceeds	Cost	Realized gain/loss			Total	
					Short Term	Market Long Term	Translation	Short Term	Long Term
Settle Date	Acquisition Date								
Sales									
Equities									
1 Apr 02	EXFO ELECTRO-OPTICAL ENGR INC SUB VTG	- 1 200 00	7,421 77	- 53 816 28	0 00	- 48,384 51	0 00	0 00	- 48,384 51
4 Apr 02	SHS SUB VTG SHS ISIN CA3020431043 SEDOL 2608354								
	30 Jun 00	- 1,200 00	7 421 77	- 53,816 28	0 00	- 48,384 51	0 00	0 00	- 48,384 51
22 Mar 02	EXFO ELECTRO-OPTICAL ENGR INC SUB VTG	- 200 00	1,337 65	- 8,869 38	0 00	- 7,831 73	0 00	0 00	- 7,631 73
27 Mar 02	SHS SUB VTG SHS ISIN CA3020431043 SEDOL 2608354								
	30 Jun 00	- 200 00	1,337 65	- 8,869 38	0 00	- 7,831 73	0 00	0 00	7,631 73
28 Mar 02	EXFO ELECTRO-OPTICAL ENGR INC SUB VTG	- 1,100 00	6 815 71	- 48,331 59	0 00	- 42,515 88	0 00	0 00	- 42,515 88
3 Apr 02	SHS SUB VTG SHS ISIN CA3020431043 SEDOL 2608354								
	30 Jun 00	- 1,100 00	6 815 71	- 48 331 59	0 00	- 42,515 88	0 00	0 00	- 42,515 88
5 Apr 02	EXFO ELECTRO-OPTICAL ENGR INC SUB VTG	- 400 00	2 393 92	- 17 838 78	0 00	- 15,544 84	0 00	0 00	- 15,544 84
10 Apr 02	SHS SUB VTG SHS ISIN CA3020431043 SEDOL 2608354								
	30 Jun 00	- 400 00	2,393 92	- 17,838 78	0 00	- 15,544 84	0 00	0 00	- 15,544 84
3 Apr 02	EXFO ELECTRO-OPTICAL ENGR INC SUB VTG	- 500 00	3,012 35	- 22,423 45	0 00	- 19,411 10	0 00	0 00	- 19 411 10
8 Apr 02	SHS SUB VTG SHS ISIN CA3020431043 SEDOL 2608354								
	30 Jun 00	500 00	3,012 35	- 22,423 45	0 00	- 19,411 10	0 00	0 00	- 19 411 10
22 Jul 02	EXFO ELECTRO-OPTICAL ENGR INC SUB VTG	152 00	284 71	- 6,816 73	0 00	- 6 522 02	0 00	0 00	- 6,522 02
25 Jul 02	SHS SUB VTG SHS ISIN CA3020431043 SEDOL 2608354								
	30 Jun 00	152 00	284 71	- 6,816 73	0 00	- 6,522 02	0 00	0 00	- 6,522 02
25 Mar 02	EXFO ELECTRO-OPTICAL ENGR INC SUB VTG	- 300 00	2 019 50	- 13 454 07	0 00	- 11,434 57	0 00	0 00	- 11,434 57
28 Mar 02	SHS SUB VTG SHS ISIN CA3020431043 SEDOL 2608354								
	30 Jun 00	- 300 00	2 019 50	- 13 454 07	0 00	- 11,434 57	0 00	0 00	- 11,434 57

◆ Realized Gain/Loss Detail - Taxable

Trade Date Settle Date	Security Description Acquisition Date	Shares/Par	Proceeds	Cost	Realized gain/loss			Total	
					Short Term	Market Long Term	Translation	Short Term	Long Term
Sales									
Equities									
23 Jul 02	EXFO ELECTRO-OPTICAL ENGR INC SUB VTG	- 5,648 00	11,183 04	- 253,295 29	0 00	- 242,112 25	0 00	0 00	- 242,112 25
28 Jul 02	SHS SUB VTG SHS ISIN CA3020431043 SEDOL 2808354								
30 Jun 00		- 5,648 00	11,183 04	- 253,295 29	0 00	- 242 112 25	0 00	0 00	- 242,112 25
17 Apr 02	EXFO ELECTRO-OPTICAL ENGR INC SUB VTG	- 1,800 00	10,348 92	- 80,724 42	0 00	- 70,375 50	0 00	0 00	- 70 375 50
22 Apr 02	SHS SUB VTG SHS ISIN CA3020431043 SEDOL 2808354								
30 Jun 00		- 1,800 00	10,348 92	- 80 724 42	0 00	- 70,375 50	0 00	0 00	- 70 375 50
28 Mar 02	EXFO ELECTRO-OPTICAL ENGR INC SUB VTG	- 200 00	1,285 02	- 8,889 38	0 00	- 7,884 36	0 00	0 00	- 7,884 36
1 Apr 02	SHS SUB VTG SHS ISIN CA3020431043 SEDOL 2808354								
30 Jun 00		- 200 00	1,285 02	- 8 889 38	0 00	- 7 884 36	0 00	0 00	- 7 884 36
18 Apr 02	EXFO ELECTRO-OPTICAL ENGR INC SUB VTG	- 300 00	1,875 50	- 13,454 07	0 00	- 11 778 57	0 00	0 00	- 11 778 57
19 Apr 02	SHS SUB VTG SHS ISIN CA3020431043 SEDOL 2808354								
30 Jun 00		- 300 00	1,875 50	- 13,454 07	0 00	- 11,778 57	0 00	0 00	- 11,778 57
27 Mar 02	EXFO ELECTRO-OPTICAL ENGR INC SUB VTG	- 200 00	1,258 98	- 8,989 38	0 00	- 7,712 40	0 00	0 00	- 7,712 40
2 Apr 02	SHS SUB VTG SHS ISIN CA3020431043 SEDOL 2808354								
30 Jun 00		- 200 00	1,258 98	- 8,989 38	0 00	- 7,712 40	0 00	0 00	- 7,712 40
8 Feb 02	MAGNA INTL INC CL'A'SUB VTG COM NPV	- 4,200 00	254,828 81	- 178,923 59	47 715 82	35,700 17	- 7,510 57	43,503 08	32,402 14
13 Feb 02	(CAD) SEDOL 2554475								
4 Dec 00		- 1,800 00	109,212 35	- 76,810 21	0 00	35 700 17	- 3,298 03	0 00	32 402 14
23 Feb 01		- 2 400 00	145 816 46	- 102,113 38	47,715 82	0 00	- 4,212 54	43,503 08	0 00
11 Mar 02	MAGNA INTL INC CL'A'SUB VTG COM NPV	- 3,800 00	270,060 48	- 159 301 85	0 00	115,514 05	- 4,755 22	0 00	110 758 83
14 Mar 02	(CAD) SEDOL 2554475								
8 Dec 00		- 1,200 00	85,282 28	- 50,708 88	0 00	35,829 28	- 1 255 88	0 00	34 573 60
7 Dec 00		- 1,400 00	89 495 88	- 58,807 48	0 00	42,552 83	- 1,864 35	0 00	40 688 48
8 Dec 00		- 600 00	42,641 13	- 24,257 17	0 00	19 250 91	- 868 85	0 00	18,383 98
23 Feb 01		- 600 00	42 641 13	- 25,528 34	0 00	17 881 03	- 788 24	0 00	17 112 78

232

◆ Realized Gain/Loss Detail - Taxable

Trade Date Settle Date	Security Description Acquisition Date	Shares/Par	Proceeds	Cost	Realized gain/loss			Total	
					Short Term	Market Long Term	Translation	Short Term	Long Term
Sales									
Equities									
11 Jul 02	NORTEL NETWORKS CORP NEW COM	- 7,800 00	10,757 09	- 57,858 51	- 47,199 42	0 00	0 00	- 47,199 42	0 00
18 Jul 02	SEDOL 2583714								
10 Aug 01		- 2,400 00	3,287 88	- 17,798 72	- 14,528 74	0 00	0 00	- 14,528 74	0 00
13 Aug 01		- 2,200 00	2,895 84	- 18,269 44	- 13,273 80	0 00	0 00	- 13,273 80	0 00
14 Aug 01		- 3,300 00	4,493 47	- 23,890 35	- 19,396 88	0 00	0 00	- 19,396 88	0 00
8 Jul 02	NORTEL NETWORKS CORP NEW COM	- 1,800 00	3,008 36	- 14,089 07	- 11,080 71	0 00	0 00	- 11,080 71	0 00
11 Jul 02	SEDOL 2583714								
10 Aug 01		- 1,800 00	3,008 36	- 14,089 07	- 11,080 71	0 00	0 00	- 11,080 71	0 00
15 Jul 02	NORTEL NETWORKS CORP NEW COM	- 3,400 00	4,573 87	- 22,150 21	- 17,578 34	0 00	0 00	- 17,578 34	0 00
18 Jul 02	SEDOL 2583714								
22 Aug 01		- 2,300 00	3,094 09	- 15,004 28	- 11,910 19	0 00	0 00	- 11,910 19	0 00
30 Aug 01		- 1,100 00	1,479 78	- 7,145 93	- 5,668 15	0 00	0 00	- 5,668 15	0 00
10 Jul 02	NORTEL NETWORKS CORP NEW COM	- 5,900 00	7,728 17	- 43,750 27	- 38,022 10	0 00	0 00	- 38,022 10	0 00
15 Jul 02	SEDOL 2583714								
10 Aug 01		- 5,800 00	7,335 21	- 41,525 68	- 34,190 47	0 00	0 00	- 34,190 47	0 00
10 Aug 01		- 300 00	392 96	- 2,224 59	- 1,831 63	0 00	0 00	- 1,831 63	0 00
9 Jul 02	NORTEL NETWORKS CORP NEW COM	- 2,500 00	3,925 12	- 18,538 25	- 14,613 13	0 00	0 00	- 14,613 13	0 00
12 Jul 02	SEDOL 2583714								
10 Aug 01		- 2,500 00	3,925 12	- 18,538 25	- 14,613 13	0 00	0 00	- 14,613 13	0 00
12 Jul 02	NORTEL NETWORKS CORP NEW COM	- 4,300 00	6,235 66	- 28,107 64	- 21,871 88	0 00	0 00	- 21,871 88	0 00
17 Jul 02	SEDOL 2583714								
21 Aug 01		- 3,800 00	5,655 80	- 25,498 20	- 18,842 80	0 00	0 00	- 18,842 80	0 00
22 Aug 01		- 400 00	580 06	- 2,609 44	2,029 38	0 00	0 00	- 2,029 38	0 00
14 Nov 02	NOVA CHEMICALS COM COM NPV	- 3,200 00	80,897 52	- 74,981 44	- 14,324 28	0 00	40 38	- 14,283 82	0 00
18 Nov 02	SEDOL 2259828								
21 Mar 02		- 2,800 00	53,110 33	- 65,631 87	- 12,550 64	0 00	29 10	- 12,521 54	0 00
22 Mar 02		- 400 00	7,587 19	- 8,349 57	- 1,773 64	0 00	11 28	- 1,762 38	0 00
22 Nov 02	NOVA CHEMICALS COM COM NPV	- 400 00	7,587 91	- 8,895 11	- 1,319 80	0 00	12 40	- 1,307 20	0 00
27 Nov 02	SEDOL 2259828								
20 Mar 02		- 400 00	7,587 91	- 8,895 11	- 1,319 80	0 00	12 40	- 1,307 20	0 00

◆ Realized Gain/Loss Detail - Taxable

Trade Date Settle Date	Security Description Acquisition Date	Shares/Par	Proceeds	Cost	Realized gain/loss			Total	
					Short Term	Market Long Term	Translation	Short Term	Long Term
Sales									
Equities									
15 Nov 02	NOVA CHEMICALS COM COM NPV	- 4,200 00	78 781 75	- 97,034 37	- 17,513 31	0 00	260 69	- 17,252 62	0 00
20 Nov 02	SEDOL 2259828								
20 Mar 02		- 1,000 00	18,895 65	- 22,237 77	- 3,303 49	0 00	61 37	- 3,242 12	0 00
22 Mar 02		- 3,200 00	60 786 10	- 74 798 80	- 14,209 82	0 00	199 32	- 14 010 50	0 00
11 Nov 02	NOVA CHEMICALS COM COM NPV	- 700 00	13,581 97	- 18 654 14	- 3,293 60	0 00	221 43	- 3,072 17	0 00
14 Nov 02	SEDOL 2259828								
26 Mar 02		- 700 00	13,581 97	- 18,654 14	- 3 293 60	0 00	221 43	- 3 072 17	0 00
7 Nov 02	NOVA CHEMICALS COM COM NPV	- 900 00	18,387 94	- 21 412 48	- 3,415 88	0 00	391 34	- 3,024 52	0 00
13 Nov 02	SEDOL 2259828								
28 Mar 02		- 800 00	18,387 94	- 21,412 48	- 3,415 88	0 00	391 34	- 3,024 52	0 00
1 Aug 02	NOVA CHEMICALS COM COM NPV	- 6,500 00	128,767 53	- 158,781 82	- 28,815 85	0 00	791 58	- 28 024 08	0 00
7 Aug 02	SEDOL 2259828								
28 Mar 02		- 1,000 00	18,810 39	- 23,791 83	- 3,984 00	0 00	12 78	- 3,981 24	0 00
5 Apr 02		- 1,400 00	27,734 54	- 33,480 01	- 5,921 82	0 00	178 45	- 5 745 47	0 00
8 Apr 02		- 700 00	13,867 27	- 17,080 88	- 3,286 88	0 00	53 37	- 3,213 81	0 00
9 Apr 02		- 3,400 00	67,355 33	- 82,439 10	- 15,632 75	0 00	548 88	- 15,083 77	0 00
21 Nov 02	NOVA CHEMICALS COM COM NPV	- 200 00	3,780 42	- 4,447 55	- 657 44	0 00	- 9 69	- 687 13	0 00
28 Nov 02	SEDOL 2259828								
20 Mar 02		- 200 00	3,780 42	- 4,447 55	- 657 44	0 00	- 9 69	- 687 13	0 00
19 Nov 02	NOVA CHEMICALS COM COM NPV	- 100 00	1,888 58	- 2 223 78	- 328 09	0 00	- 9 11	- 337 20	0 00
22 Nov 02	SEDOL 2259828								
20 Mar 02		- 100 00	1,888 58	- 2,223 78	- 328 09	0 00	- 9 11	- 337 20	0 00
13 Nov 02	NOVA CHEMICALS COM COM NPV	- 2,400 00	45 888 13	- 58,823 58	- 11,154 33	0 00	218 90	- 10,835 43	0 00
18 Nov 02	SEDOL 2259828								
25 Mar 02		- 1,800 00	34,288 10	- 42 348 58	- 8,188 84	0 00	108 38	- 8,082 48	0 00
28 Mar 02		- 800 00	11,422 03	- 14,274 98	- 2,985 49	0 00	112 54	- 2,852 95	0 00
12 Nov 02	NOVA CHEMICALS COM COM NPV	- 400 00	7,687 17	- 9,518 85	- 1,930 51	0 00	101 03	- 1,829 48	0 00
15 Nov 02	SEDOL 2259828								
28 Mar 02		- 400 00	7,687 17	- 9,518 85	- 1,930 51	0 00	101 03	- 1,829 48	0 00

234

◆ **Realized Gain/Loss Detail - Taxable**

Trade Date Settle Date	Security Description Acquisition Date	Shares/Par	Proceeds	Cost	Realized gain/loss			Total	
					Short Term	Market Long Term	Translation	Short Term	Long Term
Sales									
Equities									
20 Nov 02	NOVA CHEMICALS COM COM NPV	- 200 00	3,780 06	- 4,447 58	- 857 38	0 00	- 10 12	- 887 50	0 00
25 Nov 02	SEDOL 2259828								
20 Mar 02		- 200 00	3,780 06	- 4 447 58	- 857 38	0 00	- 10 12	- 887 50	0 00
18 Nov 02	NOVA CHEMICALS COM COM NPV	- 300 00	5 683 01	- 6 871 33	- 888 32	0 00	0 00	- 888 32	0 00
21 Nov 02	SEDOL 2259828								
20 Mar 02		- 300 00	5 683 01	- 6,871 33	- 888 32	0 00	0 00	- 888 32	0 00
Total Canada			1,789,721 84	- 2,140,141 39	- 138,131 88	- 172,183 46	- 32,124 01	- 140,368 03	- 200,051 42
Cayman Islands									
11 Feb 02	ACE LTD ORD STK USD0 0418	- 2,200 00	86 272 58	- 77 000 00	9 272 58	0 00	0 00	9 272 58	0 00
14 Feb 02	SEDOL 2008853								
25 Oct 01		- 2,200 00	86,272 58	- 77,000 00	9 272 58	0 00	0 00	9 272 58	0 00
12 Feb 02	ACE LTD ORD STK USD0 0418	- 300 00	11 861 34	- 10,500 00	1 361 34	0 00	0 00	1,361 34	0 00
15 Feb 02	SEDOL 2008853								
25 Oct 01		- 300 00	11,861 34	- 10,500 00	1,361 34	0 00	0 00	1,361 34	0 00
Total Cayman Islands			98,133 92	- 87,500 00	10,633 92	0 00	0 00	10,633 92	0 00
Denmark									
31 Oct 02	ISS A/S DKK20 ORD	- 5,200 00	182 435 78	- 308 502 22	0 00	- 188,541 17	52,474 73	0 00	- 144,068 44
5 Nov 02	SEDOL 5952818								
23 Nov 00		- 5,200 00	182,435 78	- 308,502 22	0 00	- 188,541 17	52,474 73	0 00	- 144,068 44
Total Denmark			182,435 78	- 308,502 22	0 00	- 188,541 17	52,474 73	0 00	- 144,068 44
Finland									
3 Jun 02	ADR NOKIA CORP SPONSORED ADR	- 800 00	12 482 17	- 14 265 00	- 1,782 83	0 00	0 00	- 1,782 83	0 00
6 Jun 02	SEDOL 2840891								

Realized Gain/Loss Detail - Taxable

Realized gain/loss _____
 Market _____
 Short Term _____
 Long Term _____
 Translation _____
 Total _____

Trade Date Security Description Shares/Par Proceeds Cost Short Term Long Term Short Term Long Term Settle Date Acquisition Date

Equities

18 Sep 01	ADR NOKIA CORP SPONSORED ADR	SEDOL 2640891	- 900 00	12,482 17	- 14 265 00	- 1,782 83	0 00	0 00	- 1,782 83	0 00	49,555 85
20 Dec 02	ADR NOKIA CORP SPONSORED ADR	SEDOL 2640891	- 3,300 00	53,788 58	- 4,213 71	0 00	49,555 85	0 00	0 00	0 00	49,555 85
28 Aug 84			- 3,300 00	53,788 58	- 4,213 71	0 00	49,555 85	0 00	0 00	0 00	49,555 85
18 Nov 02	ADR NOKIA CORP SPONSORED ADR	SEDOL 2640891	- 1,600 00	29,176 72	- 3,488 50	0 00	25,708 22	0 00	0 00	0 00	25,708 22
18 Jan 88			- 1,600 00	29,176 72	- 3,488 50	0 00	25,708 22	0 00	0 00	0 00	25,708 22
17 Jul 02	ADR NOKIA CORP SPONSORED ADR	SEDOL 2840891	- 500 00	7,178 78	- 7,177 00	2 78	0 00	0 00	2 78	0 00	0 00
22 Jul 02	ADR NOKIA CORP SPONSORED ADR	SEDOL 2840891	- 500 00	7,178 78	- 7,177 00	2 78	0 00	0 00	2 78	0 00	0 00
24 May 02			- 500 00	7,178 78	- 7,177 00	2 78	0 00	0 00	2 78	0 00	0 00
18 Jul 02	ADR NOKIA CORP SPONSORED ADR	SEDOL 2840891	- 100 00	1,458 83	- 1,435 40	24 23	0 00	0 00	24 23	0 00	0 00
23 Jul 02	ADR NOKIA CORP SPONSORED ADR	SEDOL 2840891	- 100 00	1,458 83	- 1,435 40	24 23	0 00	0 00	24 23	0 00	0 00
24 May 02			- 100 00	1,458 83	- 1,435 40	24 23	0 00	0 00	24 23	0 00	0 00
27 Jun 02	ADR NOKIA CORP SPONSORED ADR	SEDOL 2840891	- 600 00	8,222 81	- 8,510 00	- 1,287 19	0 00	0 00	- 1,287 19	0 00	0 00
2 Jun 02	ADR NOKIA CORP SPONSORED ADR	SEDOL 2840891	- 600 00	8,222 81	- 8,510 00	- 1,287 19	0 00	0 00	- 1,287 19	0 00	0 00
18 Sep 01			- 600 00	8,222 81	- 8,510 00	- 1,287 19	0 00	0 00	- 1,287 19	0 00	0 00
4 Jun 02	ADR NOKIA CORP SPONSORED ADR	SEDOL 2640891	- 100 00	1,349 62	- 1,585 00	- 235 38	0 00	0 00	- 235 38	0 00	0 00
7 Jun 02	ADR NOKIA CORP SPONSORED ADR	SEDOL 2640891	- 100 00	1,349 62	- 1,585 00	- 235 38	0 00	0 00	- 235 38	0 00	0 00
18 Sep 01			- 100 00	1,349 62	- 1,585 00	- 235 38	0 00	0 00	- 235 38	0 00	0 00
31 May 02	ADR NOKIA CORP SPONSORED ADR	SEDOL 2640891	- 800 00	12,701 78	- 21,735 00	0 00	- 8,033 24	0 00	0 00	- 8,033 24	0 00
5 Jun 02	ADR NOKIA CORP SPONSORED ADR	SEDOL 2640891	- 800 00	12,701 78	- 21,735 00	0 00	- 8,033 24	0 00	0 00	- 8,033 24	0 00
5 Apr 01			- 800 00	12,701 78	- 21,735 00	0 00	- 8,033 24	0 00	0 00	- 8,033 24	0 00
11 Jul 02	ADR NOKIA CORP SPONSORED ADR	SEDOL 2640891	- 1,600 00	22,222 84	- 24,832 75	- 2,409 81	0 00	0 00	- 2,409 81	0 00	0 00
16 Jul 02	ADR NOKIA CORP SPONSORED ADR	SEDOL 2640891	- 1,100 00	15,278 20	- 17,435 00	- 2,156 80	0 00	0 00	- 2,156 80	0 00	0 00
18 Sep 01			- 1,100 00	15,278 20	- 17,435 00	- 2,156 80	0 00	0 00	- 2,156 80	0 00	0 00
28 May 02			- 500 00	6,844 64	- 7,187 75	- 253 11	0 00	0 00	- 253 11	0 00	0 00
15 Nov 02	ADR NOKIA CORP SPONSORED ADR	SEDOL 2640891	- 2,700 00	48,893 53	- 5,853 09	0 00	43,140 44	0 00	0 00	0 00	43,140 44

Generated by The Northern Trust Company from periodic data on 21 Jan 03

The Northern Trust Company

◆ Realized Gain/Loss Detail - Taxable

Trade Date Settle Date	Security Description Acquisition Date	Shares/Par	Proceeds	Cost	Realized gain/loss			Total	
					Short Term	Market Long Term	Translation	Short Term	Long Term
Sales									
Equities									
	16 Jan 00	- 2,700 00	48,893 53	- 5,853 08	0 00	43,140 44	0 00	0 00	43,140 44
31 May 02	ADR NOKIA CORP SPONSORED ADR	- 1 000 00	14,113 07	- 24 150 00	0 00	- 10,038 83	0 00	0 00	- 10,038 83
5 Jun 02	SEDOL 2840891								
	5 Apr 01	- 1,000 00	14 113 07	- 24,150 00	0 00	- 10 038 83	0 00	0 00	- 10,038 83
3 Jun 02	ADR NOKIA CORP SPONSORED ADR	- 900 00	12,482 17	- 17,308 20	- 5 024 03	0 00	0 00	- 5,024 03	0 00
6 Jun 02	SEDOL 2840891								
	18 Jun 01	- 500 00	6,934 54	- 11,168 20	- 4,231 66	0 00	0 00	- 4,231 66	0 00
	18 Sep 01	- 400 00	5,547 63	- 8 340 00	- 792 37	0 00	0 00	- 792 37	0 00
11 Jul 02	ADR NOKIA CORP SPONSORED ADR	- 600 00	8,309 74	- 8,637 30	- 327 58	0 00	0 00	- 327 58	0 00
18 Jul 02	SEDOL 2840891								
	28 May 02	- 600 00	8,309 74	- 8,637 30	- 327 58	0 00	0 00	- 327 58	0 00
28 May 02	ADR NOKIA CORP SPONSORED ADR	900 00	12 732 36	- 37,668 35	0 00	- 24 933 99	0 00	0 00	- 24,933 99
31 May 02	SEDOL 2840891								
	23 Aug 00	- 800 00	12,732 36	- 37 668 35	0 00	- 24,933 99	0 00	0 00	- 24,933 99
29 May 02	ADR NOKIA CORP SPONSORED ADR	- 10,200 00	134,635 93	- 399,891 18	0 00	- 265,255 25	0 00	0 00	- 265 255 25
3 Jun 02	SEDOL 2840891								
	2 Aug 00	- 4 000 00	52,788 41	- 184 700 00	0 00	- 111,901 59	0 00	0 00	- 111,901 59
	23 Aug 00	- 1,000 00	25,078 24	- 79,517 85	0 00	- 54 438 81	0 00	0 00	- 54,438 81
	13 Nov 00	- 4,300 00	56,758 28	- 155 873 33	0 00	- 98 915 05	0 00	0 00	- 98,915 05
8 Sep 02	ADR NOKIA CORP SPONSORED ADR	- 8,500 00	117 788 04	- 74,482 87	- 2 285 37	45,588 54	0 00	- 2,285 37	45 588 54
12 Sep 02	SEDOL 2840891								
	16 Jan 00	- 3,900 00	54,043 01	- 8,454 47	0 00	45,588 54	0 00	0 00	45,588 54
	24 May 02	- 4,600 00	63 743 03	- 66 028 40	- 2 285 37	0 00	0 00	- 2 285 37	0 00
28 May 02	ADR NOKIA CORP SPONSORED ADR	- 12,300 00	182,355 09	- 324,063 93	0 00	- 181,708 84	0 00	0 00	- 181,708 84
3 Jun 02	SEDOL 2840891								
	9 Feb 01	- 6,200 00	81,837 53	- 171,058 00	0 00	- 89,220 47	0 00	0 00	- 89,220 47
	2 Mar 01	900 00	11 879 64	- 22,385 43	0 00	- 10,505 79	0 00	0 00	- 10,505 79
	8 Mar 01	- 5,000 00	85 998 00	- 125,579 50	0 00	- 59,581 50	0 00	0 00	- 59,581 50
	8 Mar 01	200 00	2,639 92	- 5 041 00	0 00	- 2,401 08	0 00	0 00	- 2,401 08

Realized Gain/Loss Detail - Taxable

Realized gain/loss _____
 Market _____
 Short Term _____
 Long Term _____
 Translation _____
 Short Term _____
 Long Term _____
 Total _____

Equities

Trade Date	Security Description	Settle Date	Acquisition Date	Shares/Par	Proceeds	Cost	Short Term	Long Term	Market	Realized gain/loss
4 Jun 02	ADR NOKIA CORP SPONSORED ADR	7 Jun 02	SEDOL 2640881	100	1,349.02	1,585.00	-235.98	0.00	0.00	-235.98
19 Sep 01										
28 May 02	ADR NOKIA CORP SPONSORED ADR	31 May 02	SEDOL 2640881	800	11,317.65	33,481.20	-22,163.55	0.00	0.00	-22,163.55
23 Aug 00										
6 Jun 02	ADR NOKIA CORP SPONSORED ADR	11 Jun 02	SEDOL 2640881	200	2,700.43	3,170.00	-469.57	0.00	0.00	-469.57
19 Sep 01										
5 Nov 02	ADR NOKIA CORP SPONSORED ADR	8 Nov 02	SEDOL 2640881	3,700	66,448.66	8,020.80	58,425.78	0.00	0.00	58,425.78
16 Jan 88										
8 Nov 02	ADR NOKIA CORP SPONSORED ADR	12 Nov 02	SEDOL 2640881	800	10,760.31	1,300.69	9,458.62	0.00	0.00	9,458.62
16 Jan 88										
30 May 02	ADR NOKIA CORP SPONSORED ADR	4 Jun 02	SEDOL 2640881	1,400	18,788.11	34,791.28	-16,002.17	0.00	0.00	-16,002.17
2 Mar 01										
31 May 02	ADR NOKIA CORP SPONSORED ADR	5 Jun 02	SEDOL 2640881	3,500	47,883.55	81,618.84	-13,788.50	-18,838.78	0.00	-13,788.50
5 Jun 02										
5 Apr 01										
18 Jun 01										
30 May 02	ADR NOKIA CORP SPONSORED ADR	4 Jun 02	SEDOL 2640881	1,100	14,782.87	26,700.82	-11,937.85	0.00	0.00	-11,937.85
9 Mar 01										
16 Mar 01										
5 Apr 01										

832

Portfolio Statement

1 JAN 02 - 31 DEC 02

Account number: BDF01
 Account Name: BDF01 BRDEN/CAPITAL GUARDIAN

Realized Gain/Loss Detail - Taxable

Trade Date Security Description
 Settle Date Acquisition Date
 Shares/Par Proceeds Cost Short Term Long Term Market Short Term Translation Short Term Long Term Total
 Realized gain/loss

Sales

Equities

29 Nov 02	ADR NOKIA CORP SPONSORED ADR	SEDOL 2640891	- 13 000 00	249 537 88	- 19,813 85	0 00	229,723 91	0 00	229,723 91
29 Aug 84			- 8,382 00	180,281 51	- 11,982 48	0 00	168,289 03	0 00	168,289 03
18 Jan 88			- 3,608 00	69,258 35	- 7,821 47	0 00	61,434 88	0 00	61,434 88
31 May 02	ADR NOKIA CORP SPONSORED ADR	SEDOL 2640891	- 2 800 00	39 757 80	- 84,763 98	- 25,008 18	0 00	- 25,008 18	0 00
5 Jun 02	ADR NOKIA CORP SPONSORED ADR	SEDOL 2640891	- 2 800 00	39 757 80	- 84,763 98	- 25,008 18	0 00	- 25,008 18	0 00
18 Jun 01			- 2 800 00	39 757 80	- 84,763 98	- 25,008 18	0 00	- 25,008 18	0 00
14 Nov 02	ADR NOKIA CORP SPONSORED ADR	SEDOL 2640891	- 8,300 00	148,374 62	- 17,992 84	0 00	130,381 78	0 00	130,381 78
18 Jan 88			- 8,300 00	148,374 62	- 17,992 84	0 00	130,381 78	0 00	130,381 78
5 Jun 02	ADR NOKIA CORP SPONSORED ADR	SEDOL 2640891	- 200 00	2,708 53	- 3,170 00	- 481 47	0 00	- 481 47	0 00
10 Jun 02	ADR NOKIA CORP SPONSORED ADR	SEDOL 2640891	- 200 00	2,708 53	- 3,170 00	- 481 47	0 00	- 481 47	0 00
19 Sep 01			- 200 00	2,708 53	- 3,170 00	- 481 47	0 00	- 481 47	0 00
5 Jun 02	ADR NOKIA CORP SPONSORED ADR	SEDOL 2640891	- 400 00	5 417 07	- 6,340 00	- 922 93	0 00	- 922 93	0 00
10 Jun 02	ADR NOKIA CORP SPONSORED ADR	SEDOL 2640891	- 400 00	5 417 07	- 6,340 00	- 922 93	0 00	- 922 93	0 00
19 Sep 01			- 400 00	5 417 07	- 6,340 00	- 922 93	0 00	- 922 93	0 00
12 Jun 02	ADR NOKIA CORP SPONSORED ADR	SEDOL 2640891	- 3,600 00	50,802 02	- 51,888 85	- 884 83	0 00	- 884 83	0 00
17 Jun 02	ADR NOKIA CORP SPONSORED ADR	SEDOL 2640891	- 3,600 00	50,802 02	- 51,888 85	- 884 83	0 00	- 884 83	0 00
24 May 02			- 3,300 00	46,568 52	- 47,388 20	- 789 68	0 00	- 789 68	0 00
28 May 02			- 300 00	4 233 50	- 4 318 65	- 85 15	0 00	- 85 15	0 00
10 Dec 02	NOKIA OYJ EUR0 06	SEDOL 5802941	- 1 600 00	27,673 13	- 40,388 91	0 00	4,890 33	0 00	- 12,713 78
10 Dec 02	NOKIA OYJ EUR0 06	SEDOL 5802941	- 1 600 00	27,673 13	- 40,388 91	0 00	4,890 33	0 00	- 12,713 78
19 Mar 01			- 1,600 00	27,673 13	- 40,388 91	0 00	4,890 33	0 00	- 12,713 78
13 Dec 02	NOKIA OYJ EUR0 08	SEDOL 5902941	- 1 600 00	27 751 18	- 39,074 98	0 00	6,017 67	0 00	- 11 323 82
19 Mar 01			- 800 00	13,875 58	- 20,193 46	0 00	2,495 16	0 00	- 6,317 88
13 Jun 01			- 800 00	13,875 58	- 18,881 52	0 00	2,495 16	0 00	- 5,005 84

The Northern Trust Company

Generated by The Northern Trust Company from periodic data on 21 Jan 03

◆ Realized Gain/Loss Detail - Taxable

Trade Date	Security Description	Shares/Par	Proceeds	Cost	Realized gain/loss			Total	
					Short Term	Market Long Term	Transation	Short Term	Long Term
Settle Date	Acquisition Date								
Sales									
Equities									
17 Jul 02	NOKIA OYJ EURO 08	- 600 00	8,888 78	- 28,888 89	0 00	- 21,708 59	3,526 38	0 00	- 18,182 21
22 Jul 02	SEDOL 5902941								
	31 Aug 00	- 600 00	8,888 78	- 28,888 89	0 00	- 21,708 59	3,526 38	0 00	- 18,182 21
11 Jul 02	NOKIA OYJ EURO 08	- 600 00	8 332 00	- 28,901 83	0 00	- 23,379 80	2 809 97	0 00	- 20,569 83
16 Jul 02	SEDOL 5902941								
	4 Sep 00	- 600 00	8,332 00	- 28,901 83	0 00	- 23 379 80	2,809 97	0 00	- 20,569 83
10 Dec 02	NOKIA OYJ EURO 08	- 2,700 00	48,488 54	- 65,341 33	0 00	- 28,058 00	10 201 21	0 00	- 18,854 79
13 Dec 02	SEDOL 5902941								
	5 Mar 01	- 700 00	12,052 07	- 18 137 52	0 00	- 7,480 38	1,394 83	0 00	- 6 085 45
	13 Jun 01	- 2,000 00	34,434 47	- 47,203 81	0 00	- 21,575 82	8,808 28	0 00	- 12,769 34
12 Jul 02	NOKIA OYJ EURO 08	- 5,000 00	70,847 74	- 230,730 11	0 00	- 185,111 08	25,228 72	0 00	- 159,882 37
17 Jul 02	SEDOL 5902941								
	31 Aug 00	- 1,400 00	19,837 37	- 62 894 31	0 00	- 49 588 47	6 729 53	0 00	- 42,858 94
	1 Sep 00	- 800 00	11,335 84	- 37,208 88	0 00	- 30,068 89	4 195 65	0 00	- 25 873 04
	1 Sep 00	- 2,100 00	29,756 05	- 97,127 31	0 00	- 78,323 33	10,852 07	0 00	- 87,371 28
	4 Sep 00	- 300 00	4 250 86	- 14,450 97	0 00	- 11,834 73	1,434 82	0 00	- 10,200 11
	5 Sep 00	- 400 00	5,667 82	- 18,248 84	0 00	- 15,487 87	1 818 85	0 00	- 13,581 02
16 Oct 02	NOKIA OYJ EURO 08	- 6,500 00	98,602 71	- 201,708 71	0 00	- 122,872 37	18,588 37	0 00	- 103,106 00
21 Oct 02	SEDOL 5902941								
	31 Aug 00	- 1,800 00	27,305 37	- 80 808 88	0 00	- 81,345 20	8 043 58	0 00	- 53 301 81
	19 Mar 01	- 2,800 00	43,891 88	- 73,201 27	0 00	- 38,221 88	7,012 59	0 00	- 29,209 29
	20 Mar 01	- 1 800 00	27,305 38	- 47,900 48	0 00	- 25 105 29	4,510 18	0 00	- 20,595 10
11 Dec 02	NOKIA OYJ EURO 08	- 2,500 00	42,846 67	- 45 822 20	6,280 88	- 12,502 88	3,388 14	6 721 88	- 9,597 38
16 Dec 02	SEDOL 5902941								
	5 Mar 01	- 700 00	12 025 07	- 17,921 84	0 00	- 7,311 33	1,414 76	0 00	- 5,898 57
	5 Mar 01	- 100 00	1,717 87	- 2,581 07	0 00	- 1,077 75	204 55	0 00	- 873 20
	7 Mar 01	- 200 00	3,435 73	- 5,083 49	0 00	- 2,088 98	432 20	0 00	- 1,657 78
	14 Jun 01	- 200 00	3,435 73	- 4,605 59	0 00	- 2 023 62	853 76	0 00	- 1,169 88
	1 Aug 02	- 1,300 00	22,332 27	- 15,810 41	6,280 88	0 00	480 87	6,721 88	0 00
Total Finland			1,682,007 65	- 2,013,542 77	- 48,841 11	- 378,400 80	75,708 79	- 48,380.24	- 303,154 88

240

Realized Gain/Loss Detail - Taxable

Trade Date Settle Date	Security Description Acquisition Date	Shares/Par	Proceeds	Cost	Realized gain/loss			Total	
					Short Term	Market Long Term	Translation	Short Term	Long Term
Sales									
Equities									
France									
11 Mar 02	ACCOR EUR3	- 6,300 00	258 823 56	- 273,207 22	- 18 801 12	0 00	2,417 46	- 14,383 68	0 00
14 Mar 02	SEDOL 5852842								
18 May 01		- 1,900 00	78,057 89	- 82,375 88	- 4,092 80	0 00	- 225 20	- 4 318 00	0 00
18 May 01		- 1,400 00	57,516 35	- 62,216 28	- 4,340 14	0 00	359 79	- 4,699 93	0 00
25 May 01		- 1,800 00	73 949 59	- 78,090 52	- 5,839 19	0 00	1,698 28	- 4,140 93	0 00
30 May 01		- 1,200 00	49 299 73	- 50,524 53	- 2,528 89	0 00	1,304 19	- 1,224 80	0 00
1 Mar 02	JC DECAUX SA NPV	- 1,700 00	16,375 01	- 23,842 02	- 7,888 22	0 00	321 21	- 7,587 01	0 00
8 Mar 02	SEDOL 7136663								
22 Jun 01		- 1 700 00	16,375 01	- 23,842 02	- 7,888 22	0 00	321 21	- 7,587 01	0 00
25 Feb 02	JC DECAUX SA NPV	- 3 300 00	31,316 47	- 46,475 70	- 16,447 11	0 00	1 287 88	- 15,159 23	0 00
28 Feb 02	SEDOL 7136663								
22 Jun 01		- 3,300 00	31,316 47	- 46 475 70	- 16 447 11	0 00	1 287 88	- 15 159 23	0 00
20 Feb 02	JC DECAUX SA NPV	- 3 700 00	35,481 52	- 52,210 09	- 17,964 73	0 00	1,216 16	- 16,748 57	0 00
25 Feb 02	SEDOL 7136663								
22 Jun 01		- 1,500 00	14,376 29	- 21,125 32	- 7,253 97	0 00	504 84	- 6 748 03	0 00
25 Jun 01		- 2,200 00	21,085 23	- 31,084 77	- 10,710 78	0 00	711 22	- 9 998 54	0 00
6 Mar 02	JC DECAUX SA NPV	- 1,500 00	15 635 99	21 125 32	- 5 877 90	0 00	388 57	5,489 33	0 00
11 Mar 02	SEDOL 7136663								
22 Jun 01		- 1,500 00	15,635 99	- 21,125 32	- 5 877 90	0 00	388 57	- 5 489 33	0 00
27 Feb 02	JC DECAUX SA NPV	- 3 800 00	36,529 70	- 53,517 47	- 17,940 88	0 00	953 11	- 16,987 77	0 00
4 Mar 02	SEDOL 7136663								
22 Jun 01		- 3,800 00	36,529 70	- 53 517 47	17,940 88	0 00	953 11	- 16,987 77	0 00
Total France			394,142.25	- 470,477 82	- 82,819 88	0 00	6,584 39	- 76,335 57	0 00

◆ Realized Gain/Loss Detail - Taxable

Trade Date Settle Date	Security Description Acquisition Date	Shares/Par	Proceeds	Cost	Realized gain/loss			Total	
					Short Term	Market Long Term	Translation	Short Term	Long Term
Sales									
Equities									
Germany									
27 Nov 02	ADR INFINEON TECHNOLOGIES AG SPONSORED	- 4,700 00	45,355 00	- 270,089 84	0 00	- 224,744 84	0 00	0 00	- 224,744 84
3 Dec 02	ADR ADR STK ISIN# US45862N1037 SEDOL 2559975								
16 Mar 00		- 400 00	3,880 00	- 27,989 32	0 00	- 24,129 32	0 00	0 00	- 24,129 32
31 Mar 00		- 100 00	965 00	- 5,878 28	0 00	- 4,711 28	0 00	0 00	- 4,711 28
3 Apr 00		- 100 00	965 00	- 5,378 00	0 00	- 4,413 00	0 00	0 00	- 4,413 00
4 Apr 00		- 500 00	4,825 00	- 25,861 00	0 00	- 21,138 00	0 00	0 00	- 21,138 00
5 Apr 00		- 800 00	5,780 00	- 28,824 02	0 00	- 24,034 02	0 00	0 00	- 24,034 02
7 Apr 00		- 100 00	965 00	- 5,710 80	0 00	- 4,745 80	0 00	0 00	- 4,745 80
10 Apr 00		- 100 00	965 00	- 5,872 23	0 00	- 5,007 23	0 00	0 00	- 5,007 23
11 Apr 00		- 300 00	2,895 00	- 17,553 60	0 00	- 14,858 60	0 00	0 00	- 14,858 60
14 Apr 00		- 700 00	8,755 00	- 38,878 60	0 00	- 32,121 60	0 00	0 00	- 32,121 60
17 Apr 00		- 600 00	5,790 00	- 34,877 34	0 00	- 29,087 34	0 00	0 00	- 29,087 34
24 Apr 00		- 400 00	3,860 00	- 24,358 08	0 00	- 20,488 08	0 00	0 00	- 20,488 08
10 May 00		- 200 00	1,930 00	- 12,457 68	0 00	- 10,527 68	0 00	0 00	- 10,527 68
18 May 00		- 100 00	965 00	- 6,203 59	0 00	- 5,238 59	0 00	0 00	- 5,238 59
23 May 00		- 100 00	965 00	- 6,112 50	0 00	- 5,147 50	0 00	0 00	- 5,147 50
24 May 00		- 400 00	3,880 00	- 23,148 84	0 00	- 19,288 84	0 00	0 00	- 19,288 84
2 May 02	DAIMLERCHRYSLER AG ORD NPV(REGD)	- 3,000 00	141,893 32	- 143,105 12	- 4,511 21	- 834 38	4,033 78	554 88	- 1,866 68
7 May 02	SEDOL 5529027								
28 Jan 01		- 1,400 00	68,123 55	- 68,080 23	0 00	- 834 38	- 1,032 30	0 00	- 1,866 68
29 Jun 01		- 500 00	23,815 55	- 23,015 51	- 888 50	0 00	1,588 54	600 04	0 00
3 Jul 01		- 1,000 00	47,231 11	- 47,060 28	- 3,182 82	0 00	3,333 64	170 82	0 00
27 Jul 01		- 100 00	4,723 11	- 4,839 09	- 381 89	0 00	185 91	- 215 98	0 00
11 Sep 02	DAIMLERCHRYSLER AG ORD NPV(REGD)	- 1,500 00	63,873 88	- 68,418 92	0 00	- 11,732 81	8,289 75	0 00	- 2,443 06
16 Sep 02	SEDOL 5529027								
22 Jun 01		- 1,300 00	55,444 01	- 57,489 84	0 00	- 10,183 50	8,107 57	0 00	- 2,055 93
28 Jun 01		- 200 00	8,529 85	- 8,918 88	0 00	- 1,589 31	1,182 18	0 00	- 387 13
18 Nov 02	DAIMLERCHRYSLER AG ORD NPV(REGD)	- 3,800 00	126,323 82	- 160,866 22	0 00	- 54,483 13	18,940 73	0 00	- 34,542 40
22 Nov 02	SEDOL 5529027								
18 Dec 00		- 3,800 00	126,323 82	- 160,866 22	0 00	- 54,483 13	18,940 73	0 00	- 34,542 40
15 May 02	DAIMLERCHRYSLER AG ORD NPV(REGD)	- 2,300 00	108,271 48	- 105,159 84	510 88	- 342 05	2,842 60	4,048 34	- 838 80
20 May 02	SEDOL 5529027								
28 Jan 01		- 600 00	28,244 73	- 28,181 53	0 00	- 342 05	- 584 75	0 00	- 838 80

242

Realized Gain/Loss Detail - Taxable

Trade Date Security Description
 Realized gain/loss
 Market Short Term Long Term Translation
 Short Term Long Term
 Total Long Term

Sales

Equities

Trade Date	Security Description	Shares/Par	Proceeds	Cost	Short Term	Long Term	Translation	Short Term	Long Term
26 Jun 01		- 1,700 00	80 028 75	- 75,878 41	510 88	0 00	3,537 35	4,048 34	0 00
10 Oct 02	DAIMLERCHRYSLER AG ORD NPV(REGD)	- 1,600 00	49,848 31	- 87,733 15	0 00	- 24,622 85	8,738 01	0 00	- 17,888 84
15 Oct 02	SEDOL 5529027								
18 Dec 00		- 1,600 00	49,848 31	- 87,733 15	0 00	- 24,622 85	8,738 01	0 00	- 17,888 84
27 May 02	DAIMLERCHRYSLER AG ORD NPV(REGD)	- 1,800 00	80,232 28	- 80,317 78	4,088 03	0 00	5,828 49	8 914 52	0 00
30 May 02	SEDOL 5529027								
28 Jun 01		- 600 00	30,077 43	- 28 815 91	1,348 70	0 00	1,914 82	3,281 52	0 00
28 Jun 01		- 1,200 00	60 154 85	- 53 501 85	2 739 33	0 00	3,913 87	6,653 00	0 00
11 Oct 02	DAIMLERCHRYSLER AG ORD NPV(REGD)	- 1,000 00	32,532 14	- 42,333 22	0 00	- 13,838 18	4,137 10	0 00	- 9,801 08
18 Oct 02	SEDOL 5529027								
18 Dec 00		- 1,000 00	32 532 14	- 42,333 22	0 00	- 13 838 18	4 137 10	0 00	- 9,801 08
9 Oct 02	DAIMLERCHRYSLER AG ORD NPV(REGD)	- 1,500 00	45,885 77	- 64,828 08	0 00	- 28,737 12	7,584 81	0 00	- 18,142 31
14 Oct 02	SEDOL 5529027								
18 Dec 00		- 800 00	24,385 74	- 33 868 57	0 00	- 12 581 33	3 080 50	0 00	- 8,500 83
22 Jun 01		- 700 00	21,320 03	- 30,981 51	0 00	- 14,175 78	4,534 31	0 00	- 9,641 48
17 Apr 02	DAIMLERCHRYSLER AG ORD NPV(REGD)	- 1,800 00	80,069 83	- 83 842 88	- 4 431 73	0 00	658 70	- 3,773 03	0 00
22 Apr 02	SEDOL 5528027								
27 Jul 01		- 1,900 00	80,069 83	- 83,842 88	- 4,431 73	0 00	658 70	- 3,773 03	0 00
1 Jul 02	EPCOS ORD NPV	- 600 00	19 709 20	- 58 548 02	0 00	- 48,878 58	7 837 74	0 00	- 38 838 82
4 Jul 02	SEDOL 5785993								
8 Sep 00		- 600 00	19 709 20	- 58 548 02	0 00	- 48,878 58	7,837 74	0 00	- 38,838 82
30 May 02	EPCOS ORD NPV	- 300 00	11,551 35	- 31,019 86	0 00	- 20 872 50	1,503 89	0 00	- 19,468 61
4 Jun 02	SEDOL 5785993								
1 Sep 00		- 300 00	11 551 35	- 31,019 86	0 00	- 20 872 50	1 503 89	0 00	- 19,468 61
28 Jun 02	EPCOS ORD NPV	- 400 00	13,173 42	- 39 032 02	0 00	- 30,911 37	5 052 77	0 00	- 25 858 60
3 Jul 02	SEDOL 5785993								
8 Sep 00		- 400 00	13 173 42	- 39,032 02	0 00	- 30,911 37	5,052 77	0 00	- 25,858 60

◆ Realized Gain/Loss Detail - Taxable

Trade Date Settle Date	Security Description Acquisition Date	Shares/Par	Proceeds	Cost	Realized gain/loss			Total	
					Short Term	Market Long Term	Translation	Short Term	Long Term
Sales									
Equities									
31 May 02	EPCOS ORD NPV	- 200 00	7 878 64	- 18,518 01	0 00	- 13,130 85	1,484 58	0 00	- 11,636 37
5 Jun 02	SEDOL 5785993								
	8 Sep 00	- 200 00	7,878 64	- 18 518 01	0 00	- 13,130 85	1,484 58	0 00	- 11,636 37
3 Jun 02	EPCOS ORD NPV	- 300 00	11,788 57	- 29,274 01	0 00	- 19,803 30	2,125 88	0 00	- 17,477 44
6 Jun 02	SEDOL 5785993								
	8 Sep 00	- 300 00	11,788 57	- 29,274 01	0 00	- 19,803 30	2,125 88	0 00	- 17,477 44
31 May 02	EPCOS ORD NPV	- 600 00	23,751 21	- 60,283 98	0 00	- 40,482 18	3,939 41	0 00	- 36,542 75
5 Jun 02	SEDOL 5785993								
	1 Sep 00	- 300 00	11,875 81	- 31,018 95	0 00	- 20,841 89	1,697 55	0 00	- 19,144 34
	8 Sep 00	- 300 00	11 875 80	- 29,274 01	0 00	- 18 840 27	2,241 88	0 00	- 17,388 41
27 Jun 02	EPCOS ORD NPV	- 300 00	8,784 38	- 29,274 01	0 00	- 23,487 58	4,007 93	0 00	- 19,489 65
2 Jul 02	SEDOL 5785993								
	8 Sep 00	- 300 00	8 784 38	- 29,274 01	0 00	- 23 487 58	4 007 93	0 00	- 19,489 65
Total Germany			891,829 38	- 1,381,680 90	- 4,345 92	- 552,809 78	87,124 16	10,744 71	- 480,776 25
Hong Kong									
27 Feb 02	CHEUNG KONG(HLDGS) HKD0 50	- 4,000 00	34,588 87	- 53,398 83	0 00	- 18 812 98	2 82	0 00	- 18,810 18
1 Mar 02	SEDOL 6180273								
	10 Jan 01	- 3,000 00	25,940 00	- 40,030 82	0 00	- 14,092 87	2 05	0 00	- 14,080 82
	18 Jan 01	- 1 000 00	8 648 87	- 13,368 21	0 00	- 4,720 31	0 77	0 00	- 4,719 54
5 Mar 02	CHEUNG KONG(HLDGS) HKD0 50	- 4,000 00	35,100 10	- 52,903 78	0 00	- 17,803 32	- 0 34	0 00	- 17 803 68
7 Mar 02	SEDOL 6180273								
	23 Jan 01	- 4,000 00	35,100 10	- 52 803 78	0 00	- 17,803 32	- 0 34	0 00	- 17,803 68
1 Mar 02	CHEUNG KONG(HLDGS) HKD0 50	- 3,000 00	25,018 58	- 39,821 80	0 00	- 14,803 50	0 28	0 00	- 14,803 24
5 Mar 02	SEDOL 6180273								
	17 Jan 01	- 1,000 00	8,338 52	- 13 250 34	0 00	- 4 811 58	0 77	0 00	- 4,810 82
	1 Feb 01	- 2 000 00	18 679 04	- 28 571 48	0 00	- 8 891 81	- 0 51	0 00	- 8,892 42

h77

◆ Realized Gain/Loss Detail - Taxable

Trade Date Security Description Shares/Par Proceeds Cost Short Term Long Term Market Realized gain/loss Short Term Long Term Total

Sales
Equities

3 May 02	CHEUNG KONG(HLDGS) HKD0 50	283,058 81	- 339,004 50	- 2,840 30	- 73,039 91	32 32	- 2,938 54	- 73,011 35
7 May 02	SEDOL 8190273							
29 Dec 00		19,485 87	- 25,710 30	0 00	- 6,225 12	0 48	0 00	- 6,224 63
2 Jan 01		38,871 35	- 51,338 28	0 00	- 12,373 18	6 25	0 00	- 12,366 83
3 Jan 01		38,871 35	- 50,498 14	0 00	- 11,531 87	5 18	0 00	- 11,526 78
11 Jan 01		38,871 35	- 52,234 23	0 00	- 13,268 81	6 03	0 00	- 13,262 88
12 Jan 01		19,485 88	- 25,982 11	0 00	- 6,498 43	3 00	0 00	- 6,488 43
15 Jan 01		29,228 51	- 39,057 29	0 00	- 8,832 53	3 75	0 00	- 8,828 78
30 Jan 01		8,742 84	- 13,188 33	0 00	- 3,444 85	1 38	0 00	- 3,443 48
31 Jan 01		29,228 51	- 39,089 93	0 00	- 9,863 82	2 50	0 00	- 9,861 42
8 Dec 01		19,485 88	- 21,027 50	0 00	- 1,543 71	1 89	- 1,541 82	0 00
13 Dec 01		19,485 87	- 20,880 39	- 1,398 59	0 00	1 87	- 1,394 72	0 00
4 Mar 02	CHEUNG KONG(HLDGS) HKD0 50	42,482 80	- 68,226 42	0 00	- 23,748 37	2 55	0 00	- 23,743 82
6 Mar 02	SEDOL 8190273							
16 Jan 01		25,489 58	- 39,725 73	0 00	- 14,238 21	2 04	0 00	- 14,236 17
17 Jan 01		16,893 04	- 28,500 69	0 00	- 9,508 16	0 51	0 00	- 9,507 65
6 Mar 02	CHEUNG KONG(HLDGS) HKD0 50	17,718 30	- 28,372 88	0 00	- 8,657 38	1 02	0 00	- 8,656 36
8 Mar 02	SEDOL 8190273							
30 Jan 01		17,718 30	- 26,372 88	0 00	- 8,657 38	1 02	0 00	- 8,656 38
28 Feb 02	CHEUNG KONG(HLDGS) HKD0 50	33,382 20	- 53,297 83	0 00	- 19,938 30	3 87	0 00	- 19,935 83
4 Mar 02	SEDOL 8190273							
9 Jan 01		25,021 85	- 40,012 10	0 00	- 14,994 04	3 59	0 00	- 14,990 45
1 Feb 01		8,340 55	- 13,285 73	0 00	- 4,945 28	0 08	0 00	- 4,945 18
28 Feb 02	CHEUNG KONG(HLDGS) HKD0 50	43,184 81	- 68,889 59	0 00	- 23,825 58	0 60	0 00	- 23,824 88
28 Feb 02	SEDOL 8190273							
8 Jan 01		17,285 85	- 28,782 88	0 00	- 9,518 88	- 0 17	0 00	- 9,517 03
18 Jan 01		8,832 82	- 13,366 21	0 00	- 4,734 08	0 77	0 00	- 4,733 28
22 Jan 01		17,285 84	- 28,840 50	0 00	9,574 88	0 00	0 00	- 9,574 88
11 Mar 02	HUTCHISON WHAMPOA HKD0 25	221,940 75	- 319,124 88	0 00	- 98,875 33	- 308 80	0 00	- 97,184 23
13 Mar 02	SEDOL 8448088							
27 Jun 00		221,940 75	- 319,124 88	0 00	- 98,875 33	- 308 80	0 00	- 97,184 23

The Northern Trust Company

Generated by The Northern Trust Company from periodic data on 21 Jan 03

542



◆ Realized Gain/Loss Detail - Taxable

Trade Date Settle Date	Security Description Acquisition Date	Shares/Par	Proceeds	Cost	Realized gain/loss			Total	
					Short Term	Market Long Term	Translation	Short Term	Long Term
Sales									
Equities									
12 Sep 02	HUTCHISON WHAMPOA HKD0 25	- 3,000 00	20 030 84	- 38,285 00	0 00	- 18,225 82	- 38 54	0 00	- 18,264 36
16 Sep 02	SEDOL 8448088								
	27 Jun 00	- 3,000 00	20,030 84	- 38,285 00	0 00	- 18 225 82	- 38 54	0 00	- 18,264 36
17 Sep 02	HUTCHISON WHAMPOA HKD0 25	- 2,000 00	12,714 43	- 25,530 00	0 00	- 12,781 34	- 24 23	0 00	- 12,815 57
19 Sep 02	SEDOL 8448088								
	27 Jun 00	- 2,000 00	12,714 43	- 25,530 00	0 00	- 12,781 34	- 24 23	0 00	- 12,815 57
25 Apr 02	TELEVISION BROADCA HKD0 05	- 5 000 00	25,007 38	- 23,012 29	0 00	2 214 59	- 218 52	0 00	1,895 07
29 Apr 02	SEDOL 8881674								
	6 Jan 94	- 4,000 00	20,005 88	- 18,785 67	0 00	1,419 11	- 178 89	0 00	1,240 22
	11 Jan 94	- 1,000 00	5,001 47	- 4,246 62	0 00	785 48	- 40 63	0 00	754 85
3 May 02	TELEVISION BROADCA HKD0 05	- 15,000 00	74,418 08	- 53 226 58	0 00	21 697 03	- 505 51	0 00	21 191 52
7 May 02	SEDOL 8881674								
	30 Nov 93	- 10,000 00	48,812 05	- 34,404 65	0 00	15,534 51	- 327 11	0 00	15,207 40
	7 Dec 93	- 2,000 00	8,922 41	- 7,529 33	0 00	2 481 51	- 88 43	0 00	2 393 08
	8 Dec 93	- 3,000 00	14 883 82	- 11,292 58	0 00	3,701 01	- 109 97	0 00	3 591 04
24 Apr 02	TELEVISION BROADCA HKD0 05	- 10,000 00	50,060 75	- 48 914 17	0 00	3 593 80	- 447 22	0 00	3,148 58
26 Apr 02	SEDOL 8881674								
	6 Jan 94	- 10 000 00	50,060 75	- 48,914 17	0 00	3,593 80	- 447 22	0 00	3,148 58
29 Apr 02	TELEVISION BROADCA HKD0 05	- 8,000 00	29,826 22	- 22,678 12	0 00	7,367 48	- 218 38	0 00	7,148 10
2 May 02	SEDOL 8881674								
	2 Dec 83	- 8,000 00	29,826 22	- 22,678 12	0 00	7,367 48	- 218 38	0 00	7,148 10
2 May 02	TELEVISION BROADCA HKD0 05	- 11,000 00	55,209 11	- 41,578 38	0 00	14,034 29	- 403 58	0 00	13 630 73
6 May 02	SEDOL 8881674								
	7 Dec 93	- 8,000 00	40 152 08	- 30,239 45	0 00	10,205 18	- 292 55	0 00	9,912 63
	9 Dec 93	- 3,000 00	15,057 03	- 11,338 93	0 00	3,829 11	- 111 01	0 00	3 718 10
23 Apr 02	TELEVISION BROADCA HKD0 05	- 10,000 00	50,183 78	- 46 914 18	0 00	3,716 23	- 448 63	0 00	3,268 60
25 Apr 02	SEDOL 8881674								
	6 Jan 94	- 10,000 00	50 183 78	- 46,914 18	0 00	3,716 23	- 448 63	0 00	3,268 60

◆ Realized Gain/Loss Detail - Taxable

Trade Date Settle Date	Security Description Acquisition Date	Shares/Par	Proceeds	Cost	Realized gain/loss			Total	
					Short Term	Market Long Term	Translation	Short Term	Long Term
Sales									
Equities									
30 Apr 02 3 May 02	TELEVISION BROADCA HKD0 05 SEDOL 6881674	- 11,000 00	53 774 87	- 41 577 78	0 00	12,598 74	- 401 85	0 00	12,196 89
	2 Dec 93	- 8,000 00	29 331 64	- 22,678 12	0 00	6 872 04	- 218 52	0 00	6,653 52
	7 Dec 93	- 5,000 00	24,443 03	- 18,899 66	0 00	5 726 70	- 183 33	0 00	5,543 37
22 Apr 02 24 Apr 02	TELEVISION BROADCA HKD0 05 SEDOL 6881674	- 21,000 00	104 522 55	- 88 519 78	0 00	6,943 20	- 840 41	0 00	6,002 79
	8 Jan 94	- 21 000 00	104,522 55	- 88,519 78	0 00	6,943 20	- 840 41	0 00	6,002 79
19 Apr 02 23 Apr 02	TELEVISION BROADCA HKD0 05 SEDOL 6881674	- 21,000 00	103 082 81	- 88 519 77	0 00	5,503 46	- 840 42	0 00	4,583 04
	8 Jan 94	- 21 000 00	103 082 81	- 88 519 77	0 00	5,503 46	- 840 42	0 00	4,583 04
28 Apr 02 30 Apr 02	TELEVISION BROADCA HKD0 05 SEDOL 6881674	- 12,000 00	60,837 94	- 46,690 64	0 00	14,598 84	- 451 54	0 00	14,147 30
	2 Dec 93	- 1,000 00	5 069 83	- 3 779 69	0 00	1,326 71	- 36 57	0 00	1,290 14
	20 Dec 93	- 5,000 00	25 349 14	- 18,246 84	0 00	6,286 52	- 184 22	0 00	6,102 30
	22 Dec 93	- 1,000 00	5,069 83	- 3 864 47	0 00	1,242 74	- 37 38	0 00	1,205 36
	23 Dec 93	- 1,000 00	5,069 83	- 3 880 37	0 00	1,227 74	- 38 28	0 00	1,189 46
	24 Dec 93	- 3,000 00	15,209 48	- 11,672 86	0 00	3,851 24	- 114 42	0 00	3,536 82
	11 Jan 94	- 1,000 00	5 069 83	- 4,246 61	0 00	663 89	- 40 67	0 00	623 22
9 May 02 13 May 02	TELEVISION BROADCA HKD0 05 SEDOL 6881674	- 15,000 00	72,845 08	- 51,081 09	0 00	22,246 11	- 482 12	0 00	21,763 99
	24 Nov 93	- 2,000 00	9,712 87	- 6 841 95	0 00	2,835 80	- 65 08	0 00	2,870 72
	25 Nov 93	- 5,000 00	24,281 70	- 17,048 38	0 00	7,394 86	- 161 84	0 00	7,233 32
	28 Nov 93	- 6,000 00	28,138 03	- 20,309 83	0 00	9,018 18	- 189 98	0 00	8,828 20
	30 Nov 93	- 2,000 00	9 712 88	- 6,880 83	0 00	2,897 17	- 65 42	0 00	2,831 75
18 Apr 02 22 Apr 02	TELEVISION BROADCA HKD0 05 SEDOL 6881674	- 10 000 00	48,801 34	- 46,814 18	0 00	2,337 36	- 450 20	0 00	1,887 16
	8 Jan 94	- 10,000 00	48,801 34	- 46 814 18	0 00	2,337 36	- 450 20	0 00	1,887 16
Total Hong Kong			1,477,743 16	- 1,698,590 29	- 2,940 30	- 211,669 70	- 6,237 13	- 2,936 54	- 217,910 59

◆ Realized Gain/Loss Detail - Taxable

Trade Date Settle Date	Security Description Acquisition Date	Shares/Par	Proceeds	Cost	Realized gain/loss			Total	
					Short Term	Market Long Term	Translation	Short Term	Long Term
Sales									
Equities									
Ireland									
5 Jul 02	ADR ELAN PLC ADR REPSTG SHS	- 1,800 00	3,173 34	- 71,124 75	- 87,851 41	0 00	0 00	67,851 41	0 00
10 Jul 02	SEDOL 2307237								
23 Nov 01		- 200 00	398 87	- 8,951 44	- 8,554 77	0 00	0 00	- 8,554 77	0 00
28 Nov 01		- 500 00	991 87	- 22,285 85	- 21,284 18	0 00	0 00	- 21,284 18	0 00
27 Nov 01		- 800 00	1,785 00	- 38,887 48	- 38,102 48	0 00	0 00	- 38,102 48	0 00
10 Jul 02	ADR ELAN PLC ADR REPSTG SHS	- 200 00	380 72	- 8,755 18	- 8,394 48	0 00	0 00	- 8,394 48	0 00
15 Jul 02	SEDOL 2307237								
20 Nov 01		- 200 00	380 72	- 8,755 18	- 8,394 48	0 00	0 00	- 8,394 48	0 00
9 Jul 02	ADR ELAN PLC ADR REPSTG SHS	- 800 00	1,872 59	- 38,398 31	- 37,725 72	0 00	0 00	- 37,725 72	0 00
12 Jul 02	SEDOL 2307237								
20 Nov 01		- 800 00	1,872 59	- 38,398 31	- 37,725 72	0 00	0 00	- 37,725 72	0 00
8 Jul 02	ADR ELAN PLC ADR REPSTG SHS	- 2,000 00	4,488 28	- 88,237 55	- 83,749 28	0 00	0 00	- 83,749 28	0 00
11 Jul 02	SEDOL 2307237								
20 Nov 01		- 700 00	1,570 88	- 30,843 13	- 28,072 24	0 00	0 00	- 28,072 24	0 00
21 Nov 01		- 1,300 00	2,817 37	- 57,594 42	- 54,877 05	0 00	0 00	- 54,877 05	0 00
12 Jul 02	ADR ELAN PLC ADR REPSTG SHS	- 200 00	388 84	- 8,755 18	- 8,388 54	0 00	0 00	- 8,388 54	0 00
17 Jul 02	SEDOL 2307237								
20 Nov 01		- 200 00	388 84	- 8,755 18	- 8,388 54	0 00	0 00	- 8,388 54	0 00
12 Jul 02	ADR ELAN PLC ADR REPSTG SHS	- 800 00	1,128 22	- 26,285 54	- 25,139 32	0 00	0 00	- 25,139 32	0 00
17 Jul 02	SEDOL 2307237								
20 Nov 01		- 800 00	1,128 22	- 26,285 54	- 25,139 32	0 00	0 00	- 25,139 32	0 00
Total Ireland			11,187 77	- 242,538 61	- 231,348 74	0 00	0 00	- 231,348 74	0 00
Italy									
9 Aug 02	ASSICURAZIONI GEN EUR1	- 10,500 00	204,448 63	- 372,445 25	0 00	- 221,018 98	53,021 34	0 00	- 187,998 82
14 Aug 02	SEDOL 4058719								
24 Nov 00		- 7,100 00	138,244 88	- 248,843 72	0 00	- 147,780 55	37,381 89	0 00	- 110,398 88

248

◆ **Realized Gain/Loss Detail - Taxable**

Realized gain/loss _____
 Market _____
 Short Term _____
 Long Term _____
 Translation _____
 Short Term _____
 Long Term _____
 Total _____

Sales

Equities

Trade Date	Security Description	Shares/Par	Proceeds	Cost	Short Term	Long Term	Market	Realized gain/loss
30 Nov 00		66,201 77	- 123,801 53	0 00	- 73,239 41	15,839 65		- 57,599 76
	Total Italy					53,021 34		- 167,898 82

Japan

12 Feb 02	CHUBU ELEC POWER JPY500	SEDOL 8185608	- 5,500 00	87,887 09	- 118,088 33	- 22,148 32	0 00	- 8,052 82	- 30,201 24	0 00
15 Feb 02	CHUBU ELEC POWER JPY500	SEDOL 8185609	- 5,500 00	88,494 74	- 118,228 83	- 22,122 88	0 00	- 7,812 10	- 28,735 08	0 00
3 Jul 01			- 5,500 00	88,494 74	- 118,229 83	- 22,122 89	0 00	- 7,812 10	- 28,735 09	0 00
6 Aug 02	HIROSE ELECTRIC JPY50	SEDOL 6428725	- 3,000 00	210,058 29	- 308,150 15	0 00	- 103,588 78	7,478 83	0 00	- 88,081 80
19 Apr 01			- 800 00	58,015 54	- 81,028 82	- 27,402 82	2,391 84	5,085 29	0 00	- 25,011 28
20 Apr 01			- 2,200 00	154,042 75	- 225,123 33	- 78,165 87	0 00	0 00	0 00	- 71,080 58
15 Oct 02	MITSUBISHI EST CO Y50	SEDOL 6598729	- 32,000 00	238,202 70	- 343,873 17	- 3,730 04	- 83,888 85	- 10,071 58	- 4,225 88	- 103,444 81
19 Jul 01			- 3,000 00	22,144 00	- 28,895 07	- 4,774 87	23 80	0 00	0 00	- 4,751 07
9 Aug 01			- 2,000 00	14,762 66	- 20,022 20	- 5,067 80	- 181 74	0 00	0 00	- 5,258 54
16 Aug 01			- 4,000 00	28,525 34	- 45,095 87	- 13,893 67	- 1,576 66	0 00	0 00	- 15,870 33
17 Aug 01			- 3,000 00	22,144 01	- 34,092 51	- 10,823 75	- 1,124 75	0 00	0 00	- 11,948 50
21 Aug 01			- 2,000 00	14,762 68	- 22,071 65	- 6,870 50	- 638 49	0 00	0 00	- 7,308 98
22 Aug 01			- 1,000 00	7,381 33	- 11,591 58	- 3,792 38	- 417 87	0 00	0 00	- 4,210 25
28 Aug 01			- 3,000 00	22,144 00	- 33,618 72	- 10,507 82	- 967 10	0 00	0 00	- 11,474 72
29 Aug 01			- 2,000 00	14,762 87	- 22,758 81	- 7,225 15	- 770 89	0 00	0 00	- 7,886 14
30 Aug 01			- 3,000 00	22,144 01	- 32,547 85	- 9,153 28	- 1,250 58	0 00	0 00	- 10,403 84
31 Aug 01			- 2,000 00	14,762 87	- 21,800 32	- 6,382 52	- 755 13	0 00	0 00	- 7,137 85
3 Sep 01			- 2,000 00	14,762 67	- 22,590 08	- 6,869 48	- 857 85	0 00	0 00	- 7,827 41
6 Sep 01			- 2,000 00	14,762 67	- 21,610 61	- 6,173 24	- 674 70	0 00	0 00	- 6,847 94
11 Sep 01			- 1,000 00	7,381 34	- 10,088 57	- 2,434 63	- 273 60	0 00	0 00	- 2,708 23
7 Nov 01			- 2,000 00	14,762 87	- 18,988 53	- 3,730 04	0 00	- 485 82	- 4,225 88	0 00
5 Aug 02	MITSUBISHI EST CO Y50	SEDOL 6598729	- 8,000 00	72,098 46	- 104,927 33	- 33,452 88	0 00	624 11	- 32,828 87	0 00
8 Aug 02			- 1,000 00	8,010 94	- 11,591 58	- 3,628 78	0 00	48 15	3,580 84	0 00
23 Aug 01			- 1,000 00	8,010 94	- 11,834 78	- 3,868 95	0 00	45 13	- 3,823 82	0 00

The Northern Trust Company

Generated by The Northern Trust Company from periodic data on 21 Jan 03

649

◆ Realized Gain/Loss Detail - Taxable

Trade Date Settle Date	Security Description Acquisition Date	Shares/Par	Proceeds	Cost	Realized gain/loss			Total	
					Short Term	Market Long Term	Translation	Short Term	Long Term
Sales									
Equities									
	24 Aug 01	- 4,000 00	32,043 78	- 48,808 81	- 14,889 83	0 00	333 88	- 14,565 85	0 00
	27 Aug 01	- 3,000 00	24,032 82	- 34,891 38	- 11,057 41	0 00	188 85	- 10,858 58	0 00
18 Mar 02	MITSUBISHI EST CO Y50	- 3,000 00	22,062 18	- 35,504 28	- 10,889 10	0 00	- 2,553 02	- 13,442 12	0 00
22 Mar 02	SEDOL 6596729								
	23 Aug 01	- 3,000 00	22,062 18	- 35,504 28	- 10,889 10	0 00	- 2,553 02	- 13,442 12	0 00
7 May 02	MITSUI SUMITOMO INSURANCE COMPANY	- 25,000 00	128,418 43	- 118,058 83	0 00	- 843 20	13,308 00	0 00	12,362 80
10 May 02	SEDOL 6870122								
	12 Feb 88	- 2,000 00	10,273 55	- 10,814 88	0 00	- 28 34	- 314 89	0 00	- 341 33
	15 Jun 88	- 8,000 00	30,820 67	- 28,927 78	0 00	- 112 17	4,005 05	0 00	3,892 88
	18 Jun 88	- 6,000 00	30,820 67	- 28,843 33	0 00	- 284 88	2,282 30	0 00	1,977 34
	11 Aug 88	- 8,000 00	30,820 68	- 28,840 80	0 00	- 288 53	4,178 28	0 00	3,879 78
	13 Aug 88	- 5,000 00	25,683 88	- 22,729 73	0 00	- 221 20	3,175 35	0 00	2,854 15
5 Aug 02	MITSUI SUMITOMO INSURANCE COMPANY	- 4,000 00	20,026 64	- 21,229 77	0 00	- 1,864 64	781 51	0 00	- 1,203 13
8 Aug 02	SEDOL 6870122								
	12 Feb 88	- 4,000 00	20,026 64	- 21,229 77	0 00	- 1,864 64	781 51	0 00	- 1,203 13
15 Oct 02	MITSUI SUMITOMO INSURANCE COMPANY	- 43,000 00	189,881 54	- 205,712 01	0 00	- 35,900 84	18,870 37	0 00	- 16,030 47
18 Oct 02	SEDOL 6870122								
	12 Feb 88	- 18,000 00	70,578 18	- 84,918 08	0 00	- 13,887 12	- 372 76	0 00	- 14,339 88
	18 Jun 88	- 8,000 00	28,467 18	- 28,804 06	0 00	- 4,669 23	4,332 38	0 00	- 338 87
	12 Aug 88	- 5,000 00	22,055 89	- 22,355 74	0 00	- 4,238 25	3,836 50	0 00	- 289 75
	14 Aug 88	- 8,000 00	28,467 19	- 28,885 75	0 00	- 5,147 01	4,848 45	0 00	- 488 58
	18 Aug 88	- 5,000 00	22,058 00	- 22,249 08	0 00	- 3,948 71	3,755 82	0 00	- 193 09
	19 Aug 88	- 5,000 00	22,055 89	- 22,418 31	0 00	- 3,832 52	3,570 20	0 00	- 362 32
2 Aug 02	MITSUI SUMITOMO INSURANCE COMPANY	- 8,000 00	38,328 33	- 42,458 54	0 00	- 5,584 31	1,453 10	0 00	- 4,131 21
7 Aug 02	SEDOL 6870122								
	12 Feb 88	- 8,000 00	38,328 33	- 42,458 54	0 00	- 5,584 31	1,453 10	0 00	- 4,131 21
1 Aug 02	MITSUI SUMITOMO INSURANCE COMPANY	- 9,000 00	43,218 22	- 47,766 88	0 00	- 6,082 37	1,531 81	0 00	- 4,550 78
8 Aug 02	SEDOL 6870122								
	12 Feb 88	- 9,000 00	43,218 22	- 47,766 88	0 00	- 6,082 37	1,531 81	0 00	- 4,550 78
15 Oct 02	MITSUI SUMITOMO INSURANCE COMPANY	- 4,000 00	17,644 78	- 21,229 77	0 00	- 3,481 78	- 83 20	0 00	- 3,584 88
18 Oct 02	SEDOL 6870122								
	12 Feb 88	- 4,000 00	17,644 78	- 21,229 77	0 00	- 3,481 78	- 83 20	0 00	- 3,584 88

250

◆ Realized Gain/Loss Detail - Taxable

Trade Date	Security Description	Shares/Par	Proceeds	Cost	Realized gain/loss			Total	
					Short Term	Market Long Term	Translation	Short Term	Long Term
Settle Date	Acquisition Date								
Sales									
Equities									
10 Oct 02	MURATA MFG CO JPY50	- 1,000 00	41,213 28	- 60,114 59	0 00	- 18,552 78	- 2,348 55	0 00	- 18,801 33
16 Oct 02	SEDOL 6610403								
	10 Jun 99	- 1,000 00	41,213 28	- 60,114 59	0 00	- 18,552 78	- 2,348 55	0 00	- 18,801 33
14 Mar 02	MURATA MFG CO JPY50	- 300 00	20 932 47	- 18,034 38	0 00	4,374 83	- 1 478 74	0 00	2 898 09
19 Mar 02	SEDOL 6610403								
	10 Jun 99	- 300 00	20 932 47	- 18 034 38	0 00	4 374 83	- 1 478 74	0 00	2 898 09
5 Apr 02	MURATA MFG CO JPY50	300 00	20,130 81	- 18 034 38	0 00	3,879 49	- 1 782 88	0 00	2,096 53
10 Apr 02	SEDOL 6610403								
	10 Jun 99	300 00	20 130 81	- 18,034 38	0 00	3,879 49	- 1,782 88	0 00	2,096 53
4 Apr 02	MURATA MFG CO JPY50	300 00	20 141 05	- 18,034 38	0 00	3,875 40	- 1,868 73	0 00	2,108 87
9 Apr 02	SEDOL 6610403								
	10 Jun 99	300 00	20,141 05	- 18,034 38	0 00	3 975 40	- 1,868 73	0 00	2,108 87
11 Mar 02	MURATA MFG CO JPY50	- 4,200 00	323,481 17	- 252,481 28	0 00	89 140 77	- 18,140 88	0 00	70,999 89
14 Mar 02	SEDOL 6610403								
	10 Jun 99	- 4 200 00	323,481 17	- 252,481 28	0 00	89,140 77	- 18,140 88	0 00	70,999 89
5 Jun 02	NEC CORP NPV	- 3,000 00	22,231 63	- 60,593 27	0 00	- 29,073 07	- 9,288 57	0 00	- 38,361 64
10 Jun 02	SEDOL 6640400								
	27 Oct 99	- 3 000 00	22,231 63	- 60,593 27	0 00	- 29,073 07	- 9,288 57	0 00	- 38,361 64
24 Jun 02	NEC CORP NPV	- 3,000 00	20 426 42	- 60 593 28	0 00	- 31,958 13	- 8,208 71	0 00	- 40,166 84
27 Jun 02	SEDOL 6640400								
	27 Oct 99	- 3 000 00	20,426 42	- 60,593 28	0 00	- 31,958 13	- 8,208 71	0 00	- 40,166 84
15 May 02	NEC CORP NPV	3,000 00	21,534 47	- 58,728 78	0 00	- 27,957 34	- 8,238 85	0 00	- 37,194 29
20 May 02	SEDOL 6640400								
	10 Sep 99	- 3,000 00	21,534 47	- 58,728 78	0 00	- 27,957 34	- 8 238 85	0 00	- 37,194 29
18 May 02	NEC CORP NPV	- 3 000 00	22 004 30	- 58 728 77	0 00	- 27 833 88	- 8,890 51	0 00	- 38 724 47
21 May 02	SEDOL 6640400								
	10 Sep 99	- 3,000 00	22,004 30	- 58,728 77	0 00	- 27,833 88	- 8,890 51	0 00	- 38,724 47

◆ Realized Gain/Loss Detail - Taxable

Trade Date Settle Date	Security Description Acquisition Date	Shares/Par	Proceeds	Cost	Realized gain/loss			Total	
					Short Term	Market Long Term	Translation	Short Term	Long Term
Sales									
Equities									
30 May 02	NEC CORP NPV	- 3,000 00	22,580 28	- 58,728 78	0 00	- 28,893 87	- 7,454 80	0 00	- 38,148 47
4 Jun 02	SEDOL 8840400								
	10 Sep 89	- 3,000 00	22,580 28	- 58,728 78	0 00	- 28,893 87	- 7,454 80	0 00	- 38,148 47
10 Jun 02	NEC CORP NPV	- 1,000 00	7,288 57	- 20,187 78	0 00	- 9,725 08	- 3,188 10	0 00	- 12,911 18
13 Jun 02	SEDOL 8840400								
	27 Oct 89	- 1,000 00	7,288 57	- 20,187 78	0 00	- 9,725 08	- 3,188 10	0 00	- 12,911 18
28 Jun 02	NEC CORP NPV	- 4,000 00	27,515 63	- 80,781 02	0 00	- 43,245 82	- 10,029 77	0 00	- 53,275 39
3 Jul 02	SEDOL 8840400								
	27 Oct 89	- 4,000 00	27,515 63	- 80,781 02	0 00	- 43,245 82	- 10,029 77	0 00	- 53,275 39
3 Jun 02	NEC CORP NPV	- 3,000 00	22,590 83	- 60,593 27	0 00	- 28,847 82	- 9,354 72	0 00	- 38,002 34
8 Jun 02	SEDOL 8840400								
	27 Oct 89	- 3,000 00	22,580 83	- 60,593 27	0 00	- 28,847 82	- 9,354 72	0 00	- 38,002 34
25 Jun 02	NEC CORP NPV	- 3,000 00	20,580 57	- 60,593 27	0 00	- 31,834 79	- 8,187 81	0 00	- 40,032 70
28 Jun 02	SEDOL 8840400								
	27 Oct 89	- 3,000 00	20,580 57	- 60,593 27	0 00	- 31,834 79	- 8,187 81	0 00	- 40,032 70
31 May 02	NEC CORP NPV	- 3,000 00	22,717 85	- 60,593 27	0 00	- 28,847 41	- 8,828 01	0 00	- 37,875 42
5 Jun 02	SEDOL 8840400								
	27 Oct 89	- 3,000 00	22,717 85	- 60,593 27	0 00	- 28,847 41	- 8,828 01	0 00	- 37,875 42
30 Apr 02	NIKKO CORDIAL CORPORATION Y50	- 18,000 00	72,274 83	- 50,142 08	20,249 03	0 00	1,883 54	22,132 57	0 00
7 May 02	SEDOL 8840284								
	7 Feb 02	- 8,000 00	38,137 31	- 24,832 59	10,274 87	0 00	1,030 05	11,304 72	0 00
	18 Feb 02	- 8,000 00	38,137 32	- 25,309 47	8,974 36	0 00	853 48	10,827 85	0 00
1 May 02	NIKKO CORDIAL CORPORATION Y50	- 28,000 00	128,520 43	- 88,914 08	38,103 41	0 00	3,502 88	38,608 37	0 00
8 May 02	SEDOL 8840284								
	7 Feb 02	- 28,000 00	128,520 43	- 88,914 08	38,103 41	0 00	3,502 88	38,608 37	0 00
2 May 02	NIKKO CORDIAL CORPORATION Y50	- 5,000 00	22,721 27	- 15,520 37	6,455 87	0 00	745 23	7,200 80	0 00
9 May 02	SEDOL 8840284								
	7 Feb 02	- 5,000 00	22,721 27	- 15,520 37	6,455 87	0 00	745 23	7,200 80	0 00

◆ Realized Gain/Loss Detail - Taxable

Trade Date Security Description
 Settlement Date Acquisition Date
 Shares/Par Proceeds Cost Short Term Long Term Translation Short Term Long Term Total

Sales

Equities

9 May 02	NIKKO CORDIAL CORPORATION Y50	SEDOL 6640284	- 2,000 00	9,209 84	- 8,208 15	2,761 27	0 00	240 42	3,001 69	0 00
7 Feb 02			- 2,000 00	9,209 84	- 8,208 15	2,761 27	0 00	240 42	3,001 69	0 00

21 Feb 02	NIKON CORP JPY50	SEDOL 6642321	- 3,000 00	24,993 84	- 51,608 27	0 00	- 18,237 39	- 10,377 04	0 00	- 28,614 43
27 Aug 99			- 1,000 00	8,331 28	- 18,258 61	0 00	- 5,229 76	- 2,895 57	0 00	- 7,925 33
17 Sep 99			- 2,000 00	18,682 58	- 35,351 68	0 00	- 11,007 63	- 7,881 47	0 00	- 18,889 10

26 Feb 02	NIKON CORP JPY50	SEDOL 6642321	- 3,000 00	25,600 29	- 48,789 83	0 00	- 15,084 35	- 8,085 18	0 00	- 23,169 54
1 Mar 02			- 3,000 00	25,600 29	- 48,789 83	0 00	- 15,084 35	- 8,085 18	0 00	- 23,169 54

18 Feb 02	NIKON CORP JPY50	SEDOL 6642321	- 7,000 00	58,551 52	- 115,002 54	0 00	- 43,851 17	- 14,498 85	0 00	- 58,451 02
22 Feb 02			- 5,000 00	40,393 94	- 78,100 79	0 00	- 31,158 27	- 6,550 58	0 00	- 37,706 85
24 Sep 98			- 2,000 00	18,157 58	- 38,901 75	0 00	- 12,784 80	- 7,849 27	0 00	- 20,744 17

14 Feb 02	NIKON CORP JPY50	SEDOL 6642321	- 3,000 00	23,687 47	- 55,395 00	0 00	- 19,937 92	- 11,789 81	0 00	- 31,727 53
27 Sep 98			- 2,000 00	15,778 31	- 37,148 69	0 00	- 13,260 88	- 8,109 49	0 00	- 21,370 38
29 Sep 98			- 1,000 00	7,888 16	- 18,246 31	0 00	- 8,877 03	- 3,680 12	0 00	- 10,357 15

18 Feb 02	NIKON CORP JPY50	SEDOL 6642321	- 5,000 00	40,153 55	- 84,593 61	0 00	- 32,350 68	- 12,089 38	0 00	- 44,440 08
28 Jun 98			- 3,000 00	24,092 13	- 47,588 40	0 00	- 19,379 57	- 4,098 70	0 00	- 23,476 27
24 Sep 98			- 1,000 00	8,030 71	- 18,450 87	0 00	- 8,438 80	- 3,883 38	0 00	- 10,420 18

8 Aug 02	NINTENDO CO JPY50	SEDOL 8638550	- 800 00	84,650 58	- 130,258 71	0 00	- 32,180 52	- 3,427 61	0 00	- 35,608 13
2 Feb 01			- 200 00	23,662 65	- 32,580 55	0 00	- 7,900 26	- 1,027 64	0 00	- 8,927 80
5 Feb 01			- 200 00	23,662 64	- 32,721 80	0 00	- 8,124 61	- 824 25	0 00	- 9,059 18

21 Feb 01			- 200 00	23,662 65	- 33,025 89	0 00	- 8,377 43	- 885 61	0 00	- 9,363 34
1 Mar 01			- 200 00	23,662 84	- 31,820 37	0 00	- 7,777 82	- 478 81	0 00	- 8,257 73

Portfolio Statement

Account Number: BDF01
 Account Name: BDF01 BDF01 BDF01/CAPITAL GUARDIAN

Realized Gain/Loss Detail - Taxable

Trade Date Security Description Shares/Par Proceeds Cost Short Term Long Term Market Translation Short Term Long Term Total
 Realized gain/loss

Sales
 Equities

18 Oct 02	NINTENDO CO JPY50	SEDOL 6638550	- 300 00	28,512 82	- 44,849 83	- 10,104 70	- 5,032 01	- 15,138 71	0 00
23 Oct 02	NINTENDO CO JPY50	SEDOL 6638550	- 300 00	28,512 92	- 44,849 83	- 10,104 70	- 5,032 01	- 15,138 71	0 00
3 Oct 02	NINTENDO CO JPY50	SEDOL 6638550	- 300 00	28,313 58	- 47,977 85	- 17,213 58	- 2,450 89	- 18,664 27	0 00
8 Oct 02	NINTENDO CO JPY50	SEDOL 6638550	- 200 00	18,875 72	- 32,023 83	- 11,530 17	- 1,818 04	- 13,148 21	0 00
31 Jan 01			- 100 00	8,437 88	- 15,853 82	- 5,683 41	- 832 65	- 6,518 08	0 00
1 Nov 02	NINTENDO CO JPY50	SEDOL 6638550	- 300 00	28,478 78	- 43,208 48	- 8,658 88	- 4,072 84	- 13,731 72	0 00
5 Dec 00			- 200 00	19,851 17	- 28,857 55	- 8,518 90	- 2,886 48	- 8,206 38	0 00
8 Dec 00			- 100 00	9,825 58	- 14,350 93	- 3,138 88	- 1,388 38	- 4,525 34	0 00
24 Oct 02	NINTENDO CO JPY50	SEDOL 6638550	- 300 00	26,894 00	- 44,848 82	- 13,142 20	- 4,813 42	- 17,855 82	0 00
28 Oct 02	NINTENDO CO JPY50	SEDOL 6638550	- 300 00	26,894 00	- 44,848 82	- 13,142 20	- 4,813 42	- 17,855 82	0 00
1 Dec 00			- 300 00	26,894 00	- 44,848 82	- 13,142 20	- 4,813 42	- 17,855 82	0 00
15 Oct 02	NINTENDO CO JPY50	SEDOL 6638550	- 300 00	27,737 98	- 44,849 83	- 12,103 03	- 4,808 82	- 16,911 65	0 00
18 Oct 02	NINTENDO CO JPY50	SEDOL 6638550	- 300 00	27,737 98	- 44,849 83	- 12,103 03	- 4,808 82	- 16,911 65	0 00
1 Dec 00			- 300 00	27,737 98	- 44,849 83	- 12,103 03	- 4,808 82	- 16,911 65	0 00
7 Oct 02	NINTENDO CO JPY50	SEDOL 6638550	- 400 00	38,609 54	- 60,787 78	- 17,957 24	- 4,201 00	- 22,158 24	0 00
10 Oct 02	NINTENDO CO JPY50	SEDOL 6638550	- 200 00	18,304 77	- 31,462 65	- 8,327 03	- 2,830 85	- 12,157 88	0 00
19 Dec 00			- 200 00	18,304 77	- 31,462 65	- 8,327 03	- 2,830 85	- 12,157 88	0 00
22 Jan 01			- 200 00	18,304 77	- 28,305 13	- 8,630 21	- 1,370 15	- 10,000 38	0 00
17 Oct 02	NINTENDO CO JPY50	SEDOL 6638550	- 300 00	28,228 71	- 44,848 82	- 10,557 82	- 4,863 08	- 15,420 81	0 00
22 Oct 02	NINTENDO CO JPY50	SEDOL 6638550	- 300 00	28,228 71	- 44,848 82	- 10,557 82	- 4,863 08	- 15,420 81	0 00
1 Dec 00			- 300 00	28,228 71	- 44,848 82	- 10,557 82	- 4,863 08	- 15,420 81	0 00
4 Oct 02	NINTENDO CO JPY50	SEDOL 6638550	- 800 00	88,481 75	- 139,487 25	- 48,458 00	- 8,588 50	- 53,025 50	0 00
9 Oct 02	NINTENDO CO JPY50	SEDOL 6638550	- 100 00	8,608 86	- 15,731 32	- 4,731 17	- 1,383 28	- 6,124 48	0 00
19 Dec 00			- 100 00	8,608 86	- 15,731 32	- 4,731 17	- 1,383 28	- 6,124 48	0 00
18 Jan 01			- 200 00	18,213 72	- 31,208 91	- 10,641 70	- 1,353 49	- 11,885 18	0 00
18 Jan 01			- 300 00	28,820 58	- 45,814 44	- 14,882 84	- 1,811 22	- 18,783 88	0 00
25 Jan 01			- 200 00	19,213 73	- 30,878 86	- 10,583 88	- 1,201 07	- 11,764 93	0 00

The Northern Trust Company

Generated by The Northern Trust Company from periodic data on 21 Jan 03

254

◆ Realized Gain/Loss Detail - Taxable

Trade Date Settle Date	Security Description Acquisition Date	Shares/Par	Proceeds	Cost	Realized gain/loss			Total	
					Short Term	Market Long Term	Translation	Short Term	Long Term
Sales									
Equities									
	31 Jan 01	- 100 00	9,808 88	- 15,853 92	0 00	- 5,538 83	- 807 43	0 00	- 6 347 06
30 Oct 02	NINTENDO CO JPY50	- 300 00	28 188 35	- 43,911 48	0 00	- 11,585 70	4 139 41	0 00	- 15,725 11
5 Nov 02	SEDOL 8839550								
	4 Dec 00	- 100 00	9 395 45	- 14,812 11	0 00	- 4,050 42	- 1,366 24	0 00	- 5,416 86
	12 Dec 00	- 200 00	18,790 90	- 29 099 35	0 00	- 7,535 28	- 2,773 17	0 00	- 10 308 45
18 Oct 02	NINTENDO CO JPY50	- 300 00	29,014 31	- 44,849 63	0 00	10,648 20	- 4 889 12	0 00	- 15,635 32
21 Oct 02	SEDOL 8839550								
	1 Dec 00	- 300 00	29 014 31	- 44 849 63	0 00	- 10,648 20	- 4,889 12	0 00	- 15,635 32
8 Oct 02	NINTENDO CO JPY50	- 300 00	28,950 88	- 44,758 81	0 00	- 11,384 10	- 4,423 85	0 00	- 15 807 95
11 Oct 02	SEDOL 8839550								
	1 Dec 00	- 100 00	9,650 29	- 14,883 21	0 00	- 3,615 82	- 1,617 30	0 00	- 5,232 82
	21 Dec 00	- 200 00	19,300 57	- 29,875 80	0 00	- 7,768 48	- 2,806 55	0 00	- 10,575 03
5 Nov 02	NINTENDO CO JPY50	- 200 00	20,642 05	- 28 701 85	0 00	- 5,288 14	- 2 771 68	0 00	- 8,059 80
8 Nov 02	SEDOL 8839550								
	8 Dec 00	- 200 00	20,642 05	- 28,701 85	0 00	- 5,288 14	- 2,771 68	0 00	- 8,059 80
25 Oct 02	NINTENDO CO JPY50	- 300 00	27 327 89	- 44 578 54	0 00	- 12,417 19	- 4,833 46	0 00	- 17 250 65
30 Oct 02	SEDOL 8839550								
	1 Dec 00	- 200 00	18,218 59	- 29,766 42	0 00	- 8 288 77	- 3,258 06	0 00	- 11,547 83
	4 Dec 00	- 100 00	9,109 30	- 14,812 12	0 00	- 4 127 42	- 1,575 40	0 00	- 5,702 62
20 Nov 02	NISSAN MOTOR CO Y50	- 2,000 00	16,084 82	- 8,808 79	0 00	7 275 67	- 89 64	0 00	7,176 03
25 Nov 02	SEDOL 8842860								
	13 Nov 01	- 2 000 00	16,084 82	- 8,808 79	0 00	7,275 67	- 89 64	0 00	7 176 03
25 Jun 02	NISSAN MOTOR CO Y50	- 5,000 00	33,735 98	- 27,488 26	4 053 55	0 00	2,183 15	6 236 70	0 00
28 Jun 02	SEDOL 8842860								
	20 Nov 01	- 1,000 00	6,747 19	- 5,024 45	1,642 22	0 00	80 52	1,722 74	0 00
	10 Jan 02	- 1,000 00	6 747 19	- 5 559 09	875 78	0 00	512 32	1,188 10	0 00
	21 Jan 02	- 3 000 00	20,241 58	- 16 915 72	1 735 55	0 00	1,590 31	3 325 86	0 00
1 Jul 02	NISSAN MOTOR CO Y50	- 3,000 00	20,873 17	- 14,588 38	5,901 40	0 00	383 39	6,284 79	0 00
4 Jul 02	SEDOL 8842860								
	24 Oct 01	- 3,000 00	20,873 17	- 14,588 38	5,901 40	0 00	383 39	6,284 79	0 00

◆ Realized Gain/Loss Detail - Taxable

Trade Date Settle Date	Security Description Acquisition Date	Shares/Par	Proceeds	Cost	Realized gain/loss			Total	
					Short Term	Market Long Term	Translation	Short Term	Long Term
Sales									
Equities									
19 Nov 02	NISSAN MOTOR CO Y50	- 12,000 00	84,328 44	- 54,331 48	0 00	38,875 30	19 88	0 00	38,894 86
22 Nov 02	SEDOL 6842880								
10 Oct 01		- 1,000 00	7,860 54	- 4,580 58	0 00	3,309 20	- 39 22	0 00	3,269 88
2 Nov 01		- 5,000 00	39,302 88	- 22,608 11	0 00	16,590 03	104 54	0 00	16,694 57
8 Nov 01		- 5,000 00	39,302 88	- 22,878 42	0 00	18,637 38	- 13 12	0 00	18,624 26
13 Nov 01		- 1,000 00	7,860 54	- 4,454 39	0 00	3,438 69	- 32 54	0 00	3,406 15
19 Jul 02	NISSAN MOTOR CO Y50	- 4,000 00	27,688 31	- 18,413 58	7,585 33	0 00	889 40	8,274 73	0 00
24 Jul 02	SEDOL 6842880								
18 Oct 01		- 4,000 00	27,688 31	- 18,413 58	7,585 33	0 00	889 40	8,274 73	0 00
18 Nov 02	NISSAN MOTOR CO Y50	- 3,000 00	23,430 24	- 13,771 69	0 00	8,704 85	- 48 30	0 00	8,658 55
21 Nov 02	SEDOL 6842880								
10 Oct 01		- 3,000 00	23,430 24	- 13,771 69	0 00	8,704 85	- 48 30	0 00	8,658 55
9 Aug 02	NISSAN MOTOR CO Y50	- 28,000 00	208,149 52	- 129,950 31	75,540 44	0 00	658 77	78,199 21	0 00
14 Aug 02	SEDOL 6842880								
5 Oct 01		- 5,000 00	38,812 41	- 22,888 50	13,932 45	0 00	- 8 54	13,923 91	0 00
10 Oct 01		- 2,000 00	14,724 97	- 8,181 13	5,588 48	0 00	- 42 62	5,543 84	0 00
17 Oct 01		- 5,000 00	38,812 42	- 23,674 01	13,022 83	0 00	115 78	13,138 41	0 00
17 Oct 01		- 1,000 00	7,382 48	- 4,835 72	2,503 12	0 00	23 64	2,526 78	0 00
22 Oct 01		- 5,000 00	38,812 41	- 23,633 38	13,055 61	0 00	123 42	13,179 03	0 00
30 Oct 01		- 5,000 00	38,812 41	- 22,789 30	13,789 32	0 00	254 79	14,044 11	0 00
6 Nov 01		- 5,000 00	38,812 42	- 22,869 27	13,650 85	0 00	192 30	13,843 15	0 00
2 Jul 02	NISSAN MOTOR CO Y50	- 4,000 00	27,588 28	- 18,441 80	7,827 23	0 00	319 13	8,148 38	0 00
5 Jul 02	SEDOL 6842880								
19 Oct 01		- 2,000 00	13,784 13	- 8,716 32	3,988 89	0 00	78 92	4,077 81	0 00
24 Oct 01		- 2,000 00	13,784 13	- 8,725 58	3,828 34	0 00	240 21	4,068 55	0 00
5 Jul 02	NISSAN MOTOR CO Y50	- 1,000 00	6,925 30	- 4,853 39	2,033 30	0 00	38 81	2,071 91	0 00
10 Jul 02	SEDOL 6842880								
18 Oct 01		- 1,000 00	6,925 30	- 4,853 39	2,033 30	0 00	38 81	2,071 91	0 00
3 Jul 02	NISSAN MOTOR CO Y50	- 5,000 00	34,922 78	- 24,273 20	10,481 15	0 00	188 41	10,649 58	0 00
8 Jul 02	SEDOL 6842880								
15 Oct 01		- 1,000 00	6,984 55	- 4,840 57	2,093 03	0 00	50 95	2,143 98	0 00
19 Oct 01		- 4,000 00	27,938 21	- 19,432 63	8,388 12	0 00	137 46	8,505 58	0 00

256

Realized Gain/Loss Detail - Taxable

Trade Date Security Description Shares/Per Proceeds Cost Short Term Long Term Market Realized gain/loss Total
 Settle Date Acquisition Date Short Term Translation Long Term Long Term

Equities

Trade Date	Security Description	Shares/Per	Proceeds	Cost	Short Term	Long Term	Market	Realized gain/loss	Total
23 Jul 02	NISSAN MOTOR CO Y50 SEDOL 6642880	- 5,000 00	34,817 88	- 24,178 58	8,678 08	0 00	863 32	10 639 38	0 00
28 Jul 02	NISSAN MOTOR CO Y50 SEDOL 6642880	- 5,000 00	34,817 88	- 24,178 58	8,678 08	0 00	863 32	10 639 38	0 00
17 Oct 01									
28 Jun 02	NISSAN MOTOR CO Y50 SEDOL 6642860	- 8,000 00	41,389 40	- 30,973 19	10,463 14	0 00	553 07	11,018 21	0 00
12 Oct 01									
20 Nov 01									
4 Jul 02	NISSAN MOTOR CO Y50 SEDOL 6642860	- 4,000 00	27,970 01	- 19,362 26	8,350 86	0 00	258 89	8,607 75	0 00
8 Jul 02	NISSAN MOTOR CO Y50 SEDOL 6642860	- 4,000 00	27,970 01	- 19,362 26	8,350 86	0 00	258 89	8,607 75	0 00
15 Oct 01									
28 Dec 02	NOMURA HOLDINGS JPY50 SEDOL 6643108	- 5,000 00	54,975 43	- 94,770 31	0 00	- 35,870 75	- 3,924 13	0 00	- 38,784 88
8 Feb 01									
7 Feb 01									
8 Feb 01									
27 Dec 02	NOMURA HOLDINGS JPY50 SEDOL 6643108	- 5,000 00	54,485 58	- 95,125 13	0 00	- 37,073 37	- 3,558 18	0 00	- 40,828 55
5 Feb 01									
8 Feb 01									
21 Feb 01									
8 Mar 02	NOMURA RESEARCH IN NPV SEDOL 6390921	- 100 00	12,887 02	- 8,832 15	4,253 14	0 00	- 198 27	4,054 87	0 00
7 Dec 01									
8 Jan 02	NOMURA RESEARCH IN NPV SEDOL 6390921	- 200 00	24,224 38	- 17,664 30	7,625 82	0 00	- 1,065 54	6,560 08	0 00
7 Dec 01									
5 Aug 02	NTI DOCOMO NPV SEDOL 6129277	- 68 00	155,071 72	- 588,382 03	- 40,424 84	- 409,788 48	18,883 01	- 40,479 78	- 382,830 52
14 May 99									
17 May 99									

The Northern Trust Company

Generated by The Northern Trust Company from periodic data on 21 Jan 03

L52

◆ Realized Gain/Loss Detail - Taxable

Trade Date Settle Date	Security Description Acquisition Date	Shares/Par	Proceeds	Cost	Realized gain/loss			Total	
					Short Term	Market Long Term	Translation	Short Term	Long Term
Sales									
Equities									
18 May 99		- 17 00	38,842 72	0 00	0 00	38,842 72	0 00	0 00	38,842 72
18 May 99		- 3 00	7,048 71	- 38,233 39	0 00	- 30,383 27	1,178 59	0 00	- 28,184 88
18 May 99		- 12 00	28,184 86	- 143,187 77	0 00	- 118,650 51	4,857 60	0 00	- 114,892 91
19 May 99		- 2 00	4,689 14	- 23,341 77	0 00	- 18,684 78	1,022 13	0 00	- 18,842 83
19 May 99		- 8 00	18,788 57	- 82,242 42	0 00	- 77,485 14	4,039 28	0 00	- 73,445 85
28 Sep 01		- 2 00	4,899 15	- 25,334 38	- 20,225 43	0 00	- 408 78	- 20,635 21	0 00
8 Nov 01		- 2 00	4,089 14	- 24,543 72	- 20,189 41	0 00	354 83	- 18,844 58	0 00
11 Mar 02	NTT DOCOMO NPV	- 12 00	184,312 88	- 145,368 18	0 00	24,544 80	- 5,600 39	0 00	18,844 51
14 Mar 02	SEDOL 8129277								
17 May 99		- 12 00	184,312 88	- 145,368 18	0 00	24,544 80	- 5,600 39	0 00	18,844 51
8 May 02	OFFICE BUILDING FU OFFICE BUILDING FD	- 5 00	21,108 40	- 28,314 68	- 3,318 18	0 00	- 1,880 12	- 5,208 28	0 00
13 May 02	OFJAPAN SEDOL 8396800								
28 Jun 02	PROMISE CO JPY50	- 500 00	24,851 39	- 38,584 89	- 8,915 71	- 5,987 20	1,188 41	- 7,798 84	- 5,938 88
3 Jul 02	SEDOL 8703285								
8 Jun 01		- 200 00	8,840 58	- 15,877 42	0 00	- 5,987 20	50 34	0 00	- 5,938 88
8 Jul 01		- 300 00	14,910 83	- 22,707 47	- 8,915 71	0 00	1,119 07	- 7,798 84	0 00
4 Jul 02	PROMISE CO JPY50	- 400 00	20,083 51	- 30,000 48	- 11,450 18	0 00	1,513 21	- 8,938 88	0 00
9 Jul 02	SEDOL 8703285								
9 Jul 01		- 300 00	15,047 83	- 22,555 88	- 8,874 18	0 00	1,165 88	- 7,508 23	0 00
10 Jul 01		- 100 00	5,015 88	- 7,444 83	- 2,778 00	0 00	347 25	- 2,428 75	0 00
31 Jul 02	PROMISE CO JPY50	- 500 00	23,182 28	- 36,328 87	0 00	- 14,289 87	1,183 48	0 00	- 13,136 38
5 Aug 02	SEDOL 8703285								
18 May 01		- 300 00	13,815 37	- 22,283 22	0 00	- 8,858 85	811 80	0 00	- 8,347 85
18 Jul 01		- 200 00	8,278 82	- 14,065 45	0 00	- 5,340 22	551 89	0 00	- 4,788 53
31 May 02	PROMISE CO JPY50	- 500 00	27,448 85	- 42,088 57	0 00	- 13,845 08	- 704 63	0 00	- 14,849 72
5 Jun 02	SEDOL 8703285								
7 May 01		- 500 00	27,448 85	- 42,088 57	0 00	- 13,845 08	- 704 63	0 00	- 14,849 72
28 Jun 02	PROMISE CO JPY50	- 500 00	24,220 55	- 39,888 45	0 00	- 14,988 02	- 478 88	0 00	- 15,447 80
1 Jul 02	SEDOL 8703285								
28 May 01		- 200 00	8,888 22	- 15,852 33	0 00	- 6,010 81	- 153 50	0 00	- 6,164 11
8 Jun 01		- 300 00	14,532 33	- 23,818 12	0 00	- 8,858 41	- 325 38	0 00	- 8,283 79

◆ **Realized Gain/Loss Detail - Taxable**

Trade Date Security Description
 Realized gain/loss
 Market
 Long Term Short Term
 Total
 Settlement Date Acquisition Date
 Shares/Par Proceeds Cost
 Short Term Long Term

Sales

Equities

29 May 02	PROMISE CO JPY50	SEDOL 8703295	- 400 00	21,627 38	- 33,879 88	- 11,100 35	0 00	- 851 83	- 12,052 28
3 Jun 02	SEDOL 8703295								
7 May 01			- 400 00	21,627 38	- 33,879 88	- 11,100 35	0 00	- 851 83	- 12,052 28
25 Jun 02	PROMISE CO JPY50	SEDOL 8703295	- 400 00	20,070 74	- 31,314 88	11,558 16	0 00	314 04	- 11,244 12
28 Jun 02	SEDOL 8703295								
15 May 01			- 300 00	15,053 08	- 23,388 70	8,694 09	0 00	358 45	- 8,335 64
28 May 01			- 100 00	5,017 68	- 7,928 18	2,884 07	0 00	- 44 41	- 2,808 48
30 May 02	PROMISE CO JPY50	SEDOL 8703295	- 400 00	21,585 16	- 33,879 65	- 11,212 38	0 00	- 882 13	- 12,094 49
4 Jun 02	SEDOL 8703295								
7 May 01			- 400 00	21,585 16	- 33,879 65	- 11,212 38	0 00	- 882 13	- 12,094 49
4 Jun 02	PROMISE CO JPY50	SEDOL 8703295	- 400 00	21,852 74	- 32,045 70	- 7,298 64	0 00	- 52 00	- 2,831 72
7 Jun 02	SEDOL 8703295								
7 May 01			- 100 00	5,488 18	- 8,419 91	2,742 32	0 00	- 189 40	- 2,831 72
4 Jun 01			- 300 00	16,464 55	- 23,625 78	- 7,298 64	0 00	137 40	0 00
3 Jun 02	PROMISE CO JPY50	SEDOL 8703295	- 400 00	21,601 61	- 33,879 68	- 11,240 84	0 00	- 837 21	- 12,078 05
6 Jun 02	SEDOL 8703295								
7 May 01			- 400 00	21,601 61	- 33,879 68	- 11,240 84	0 00	- 837 21	- 12,078 05
5 Aug 02	PROMISE CO JPY50	SEDOL 8703295	- 100 00	4,784 35	- 7,032 73	- 2,571 08	0 00	322 70	- 2,248 38
8 Aug 02	SEDOL 8703295								
16 Jul 01			- 100 00	4,784 35	- 7,032 73	- 2,571 08	0 00	322 70	- 2,248 38
10 Jul 02	PROMISE CO JPY50	SEDOL 8703295	- 500 00	25,101 83	- 37,473 07	- 5,763 87	0 00	- 8,552 74	- 7,522 64
15 Jul 02	SEDOL 8703295								
17 May 01			- 300 00	15,081 18	- 22,583 80	- 8,552 74	0 00	1,030 10	- 7,522 64
10 Jul 01			- 200 00	10,040 77	- 14,889 27	- 5,763 87	0 00	815 37	0 00
11 Mar 02	ROHM CO JPY50	SEDOL 8747204	- 800 00	146,035 75	- 208,683 27	- 22,438 32	0 00	- 38,188 20	- 60,827 52
14 Mar 02	SEDOL 8747204								
2 Nov 99			- 800 00	146,035 75	- 208,683 27	- 22,438 32	0 00	- 38,188 20	- 60,827 52

The Northern Trust Company

Generated by The Northern Trust Company from periodic data on 21 Jan 03

◆ **Realized Gain/Loss Detail - Taxable**

Trade Date Security Description Shares/Par Proceeds Cost Short Term Market Long Term Short Term Total
 Realized gain/loss
 Short Term Long Term

Sales

Equities

29 Jul 02	SHIN-ETSU CHEM CO Y50	SEDOL 6804585	- 700 00	- 27,829 99	- 4,081 92	289 88	0 00	- 3,782 04
1 Aug 02	SHIN-ETSU CHEM CO Y50	SEDOL 6804585	- 700 00	- 27,829 99	- 4,081 92	289 88	0 00	- 3,782 04
30 May 01			- 700 00	- 24,047 85	- 4,081 92	289 88	0 00	- 3,782 04
8 Aug 02	SHIN-ETSU CHEM CO Y50	SEDOL 6804585	- 800 00	- 23,112 10	- 2,185 92	- 316 55	0 00	- 2,512 47
13 Aug 02	SHIN-ETSU CHEM CO Y50	SEDOL 6804585	- 800 00	- 23,112 10	- 2,185 92	- 316 55	0 00	- 2,512 47
1 Jun 01			- 600 00	- 20,589 63	- 2,185 92	- 316 55	0 00	- 2,512 47
31 Jul 02	SHIN-ETSU CHEM CO Y50	SEDOL 6804585	- 1,000 00	- 34,377 87	- 38,201 29	28 40	0 00	- 4,823 42
5 Aug 02	SHIN-ETSU CHEM CO Y50	SEDOL 6804585	- 800 00	- 23,854 28	- 3,224 57	- 2 99	0 00	- 3,227 56
30 May 01			- 800 00	- 20,626 72	- 3,224 57	- 2 99	0 00	- 3,227 56
31 May 01			- 400 00	- 13,751 15	- 1,925 25	29 39	0 00	- 1,585 86
18 Jul 02	SHIN-ETSU CHEM CO Y50	SEDOL 6804585	- 600 00	- 23,795 80	- 712 69	654 20	0 00	- 58 48
24 Jul 02	SHIN-ETSU CHEM CO Y50	SEDOL 6804585	- 600 00	- 23,854 28	- 712 69	654 20	0 00	- 58 48
7 Aug 02	SHIN-ETSU CHEM CO Y50	SEDOL 6804585	- 700 00	- 28,857 28	- 2,872 02	- 147 83	0 00	- 3,019 65
12 Aug 02	SHIN-ETSU CHEM CO Y50	SEDOL 6804585	- 700 00	- 28,857 28	- 2,872 02	- 147 83	0 00	- 3,019 65
31 May 01			- 700 00	- 23,837 61	- 2,872 02	- 147 83	0 00	- 3,019 65
2 Aug 02	SHIN-ETSU CHEM CO Y50	SEDOL 6804585	- 600 00	- 19,877 24	- 3,298 33	155 08	0 00	- 3,143 27
7 Aug 02	SHIN-ETSU CHEM CO Y50	SEDOL 6804585	- 600 00	- 23,020 51	- 3,298 33	155 08	0 00	- 3,143 27
31 May 01			- 600 00	- 19,877 24	- 3,298 33	155 08	0 00	- 3,143 27
5 Aug 02	SHIN-ETSU CHEM CO Y50	SEDOL 6804585	- 700 00	- 28,857 28	- 4,085 24	223 98	0 00	- 3,871 28
8 Aug 02	SHIN-ETSU CHEM CO Y50	SEDOL 6804585	- 700 00	- 28,857 28	- 4,085 24	223 98	0 00	- 3,871 28
31 May 01			- 700 00	- 26,857 28	- 4,085 24	223 98	0 00	- 3,871 28
30 Jul 02	SHIN-ETSU CHEM CO Y50	SEDOL 6804585	- 1,100 00	- 38,243 81	- 5,549 22	60 18	0 00	- 5,489 03
2 Aug 02	SHIN-ETSU CHEM CO Y50	SEDOL 6804585	- 1,100 00	- 38,243 81	- 5,549 22	60 18	0 00	- 5,489 03
30 May 01			- 1,100 00	- 43,732 84	- 5,549 22	60 18	0 00	- 5,489 03
14 Aug 02	SHIN-ETSU CHEM CO Y50	SEDOL 6804585	- 400 00	- 13,551 87	- 1,810 30	- 45 90	0 00	- 1,856 20
18 Aug 02	SHIN-ETSU CHEM CO Y50	SEDOL 6804585	- 400 00	- 13,551 87	- 1,810 30	- 45 90	0 00	- 1,856 20
1 Jun 01			- 400 00	- 15,408 07	- 1,810 30	- 45 90	0 00	- 1,856 20

The Northern Trust Company

Generated by The Northern Trust Company from periodic data on 21 Jan 03

◆ Realized Gain/Loss Detail - Taxable

Trade Date Settle Date	Security Description Acquisition Date	Shares/Par	Proceeds	Cost	Realized gain/loss			Total	
					Short Term	Market Long Term	Translation	Short Term	Long Term
<i>Sales</i>									
Equities									
1 Aug 02	SHIN-ETSU CHEM CO Y50	- 800 00	20 284 30	- 23,020 51	0 00	- 2,842 89	108 88	0 00	- 2,738 21
6 Aug 02	SEDOL 6804585								
	31 May 01	- 800 00	20 284 30	- 23 020 51	0 00	- 2,842 89	108.88	0 00	- 2,738 21
21 Jan 02	SONY CORP Y50	- 800 00	39 902 21	- 23,009 45	1 254 47	17,734 31	- 2,098 02	- 841 58	17,734 32
24 Jan 02	SEDOL 6821508								
	18 May 98	- 100 00	4,433 58	0 00	0 00	4 433 58	0 00	0 00	4,433 58
	5 Jun 98	- 300 00	13,300 74	0 00	0 00	13,300 73	0 01	0 00	13,300 74
	21 Aug 01	- 500 00	22 167 89	- 23,008 45	1,254 47	0 00	- 2,098 03	- 841 58	0 00
18 Jan 02	SONY CORP Y50	- 800 00	38,362 10	- 38,815 11	2,511 83	0 00	- 2 964 84	- 453 01	0 00
21 Jan 02	SEDOL 6821508								
	21 Aug 01	- 800 00	38,362 10	- 38,815 11	2,511 83	0 00	- 2,964 84	- 453 01	0 00
11 Jul 02	SONY CORP Y50	- 3,300 00	187,465 97	0 00	0 00	187,465 97	0 00	0 00	187,465 97
16 Jul 02	SEDOL 6821508								
	15 Oct 98	- 2,200 00	111 643 98	0 00	0 00	111 643 98	0 00	0 00	111,643 98
	4 Mar 99	- 1,100 00	55 821 99	0 00	0 00	55 821 99	0 00	0 00	55 821 99
23 Jan 02	SONY CORP Y50	- 300 00	13 218 45	0 00	0 00	13,218 45	0 00	0 00	13,218 45
28 Jan 02	SEDOL 6821508								
	4 Mar 99	- 300 00	13 218 45	0 00	0 00	13,218 45	0 00	0 00	13,218 45
18 Jan 02	SONY CORP Y50	- 800 00	40,574 01	- 41,417 00	2,731 78	0 00	- 3,574 75	- 842 99	0 00
23 Jan 02	SEDOL 6821508								
	21 Aug 01	- 800 00	40 574 01	- 41,417 00	2 731 78	0 00	- 3 574 75	- 842 99	0 00
9 Aug 02	SONY CORP Y50	4 500 00	197,461 52	0 00	0 00	197,461 52	0 00	0 00	197,461 52
14 Aug 02	SEDOL 6821508								
	15 Oct 98	- 3,700 00	182,357 25	0 00	0 00	182 357 25	0 00	0 00	182 357 25
	12 May 98	- 400 00	17,552 13	0 00	0 00	17,552 13	0 00	0 00	17,552 13
	13 May 98	- 400 00	17 552 14	0 00	0 00	17,552 14	0 00	0 00	17,552 14
31 Jul 02	SONY CORP Y50	- 2,500 00	114,893 31	0 00	0 00	114,893 31	0 00	0 00	114,893 31
5 Aug 02	SEDOL 6821508								
	15 Oct 98	- 2,500 00	114 893 31	0 00	0 00	114 893 31	0 00	0 00	114,893 31

◆ Realized Gain/Loss Detail - Taxable

Trade Date Settle Date	Security Description Acquisition Date	Shares/Par	Proceeds	Cost	Realized gain/Loss			Total	
					Short Term	Market Long Term	Translation	Short Term	Long Term
Sales									
Equities									
22 Jan 02	SONY CORP Y50	- 500 00	22,293 34	0 00	0 00	22,293 34	0 00	0 00	22,293 34
25 Jan 02	SEDOL 6821508								
5 Jun 98		- 100 00	4,458 87	0 00	0 00	4,458 87	0 00	0 00	4,458 87
4 Mar 88		- 400 00	17,834 87	0 00	0 00	17,834 87	0 00	0 00	17,834 87
17 Jan 02	SONY CORP Y50	- 800 00	35,777 01	- 38,815 12	2,089 72	0 00	- 3,127 83	- 1,038 11	0 00
22 Jan 02	SEDOL 6821508								
21 Aug 01		- 800 00	35,777 01	- 38,815 12	2,089 72	0 00	- 3,127 83	- 1,038 11	0 00
1 Nov 02	SUMITOMO FORESTRY JPY50	- 8,000 00	45,330 30	- 68,013 45	0 00	- 18,872 70	- 810 45	0 00	- 20,883 15
7 Nov 02	SEDOL 6858881								
19 Sep 87		- 4,000 00	22,685 15	- 32,738 78	0 00	- 8,882 81	- 190 73	0 00	- 10,073 64
24 Sep 87		- 3,000 00	18,988 88	- 25,005 89	0 00	- 7,484 50	- 522 53	0 00	- 8,007 03
28 Sep 87		- 1,000 00	5,668 29	- 8,268 77	0 00	- 2,505 29	- 97 19	0 00	- 2,602 48
31 Oct 02	SUMITOMO FORESTRY JPY50	- 28,000 00	157,724 75	- 282,110 12	0 00	- 97,123 80	- 7,261 57	0 00	- 104,385 37
8 Nov 02	SEDOL 6858881								
14 Aug 87		- 2,000 00	11,268 05	- 19,573 08	0 00	- 7,522 88	- 784 13	0 00	- 8,307 01
15 Aug 87		- 2,000 00	11,268 05	- 20,202 78	0 00	- 7,990 23	- 848 50	0 00	- 8,838 73
18 Aug 87		- 2,000 00	11,268 08	- 19,559 48	0 00	- 7,485 84	- 807 48	0 00	- 8,293 42
19 Aug 87		- 2,000 00	11,268 05	- 19,456 10	0 00	- 7,458 82	- 731 13	0 00	- 8,190 05
20 Aug 87		- 2,000 00	11,268 08	- 19,577 73	0 00	- 7,580 25	- 751 42	0 00	- 8,311 67
28 Aug 87		- 2,000 00	11,268 08	- 19,783 27	0 00	- 7,820 52	- 696 69	0 00	- 8,517 21
4 Sep 87		- 2,000 00	11,268 05	- 19,157 89	0 00	- 7,597 89	- 284 05	0 00	- 7,881 94
10 Sep 87		- 2,000 00	11,268 05	- 19,534 04	0 00	- 7,685 04	- 582 85	0 00	- 8,267 89
16 Sep 87		- 2,000 00	11,268 05	- 19,092 40	0 00	- 7,510 76	- 315 58	0 00	- 7,826 35
17 Sep 87		- 5,000 00	26,185 14	- 44,458 38	0 00	- 15,323 52	- 869 72	0 00	- 16,293 24
18 Sep 87		- 3,000 00	18,898 08	- 25,177 34	0 00	- 8,130 66	- 147 80	0 00	- 8,278 28
26 Sep 87		- 2,000 00	11,268 05	- 18,537 55	0 00	- 5,037 18	- 234 31	0 00	- 5,271 50
5 Nov 02	SUMITOMO FORESTRY JPY50	- 17,000 00	87,038 77	- 124,528 78	0 00	- 28,218 18	- 1,272 84	0 00	- 27,482 02
8 Nov 02	SEDOL 6858881								
22 Sep 87		- 4,000 00	22,832 18	- 32,236 65	0 00	- 8,307 11	- 97 38	0 00	- 8,404 47
25 Sep 87		- 3,000 00	17,124 14	- 24,678 48	0 00	- 7,241 11	- 313 24	0 00	- 7,554 35
2 Oct 87		- 4,000 00	22,832 18	- 25,838 58	0 00	- 2,689 25	- 317 15	0 00	- 3,006 40
17 Oct 87		- 3,000 00	17,124 13	- 21,391 87	0 00	- 3,848 88	- 418 86	0 00	- 4,267 74
27 Oct 87		- 3,000 00	17,124 14	- 20,383 20	0 00	- 3,132 83	- 126 23	0 00	- 3,259 06

◆ Realized Gain/Loss Detail - Taxable

Trade Date Settle Date	Security Description Acquisition Date	Shares/Par	Proceeds	Cost	Realized gain/loss			Total	
					Short Term	Market Long Term	Translation	Short Term	Long Term
Sales									
Equities									
11 Mar 02	SUZUKI MOTOR CORP JPY50	- 8,000 00	104,052 48	- 81,824 48	0 00	20,558 90	- 8,330 88	0 00	12,228 02
14 Mar 02	SEDOL 6885504								
19 Feb 01		- 2,000 00	28 013 12	- 23 248 83	0 00	5 062 95	- 2,298 66	0 00	2 764 29
20 Feb 01		- 2,000 00	28 013 12	- 23,306 35	0 00	4 808 32	- 2 201 55	0 00	2,708 77
1 Mar 01		- 2,000 00	28 013 12	- 22,884 44	0 00	4,866 55	- 1 837 87	0 00	3,028 68
2 Mar 01		- 2,000 00	28 013 12	- 22 284 84	0 00	5,621 08	- 1,892 80	0 00	3,728 28
8 Aug 02	TAKEDA CHEMICAL IN Y50	- 8 000 00	257,383 53	- 241 252 83	- 8,758 91	0 00	25 889 61	16 130 70	0 00
8 Aug 02	SEDOL 6870445								
20 Mar 02		- 4 000 00	171,589 02	- 161,350 23	- 6,948 32	0 00	17,187 11	10 238 78	0 00
22 Mar 02		- 2,000 00	85,794 51	- 79,802 60	- 2,810 59	0 00	8 702 50	5 891 91	0 00
13 Aug 02	TOKYO ELEC POWER JPY500	- 13,000 00	281,183 20	- 254 002 83	- 3 001 80	0 00	30 182 17	27,160 37	0 00
16 Aug 02	SEDOL 6895404								
14 Feb 02		- 13 000 00	281,183 20	- 254,002 83	- 3 001 80	0 00	30 182 17	27,160 37	0 00
28 Apr 02	TOKYO ELECTRON Y50	- 4 000 00	284,783 08	- 144,913 30	0 00	142,152 94	7,696 84	0 00	149 849 78
2 May 02	SEDOL 6895675								
20 May 88		- 1,000 00	73 690 77	- 36,318 07	0 00	35 141 48	2,230 21	0 00	37 371 70
21 May 88		- 1,800 00	132,643 39	- 87,596 61	0 00	81 248 06	3,797 72	0 00	85,048 78
28 May 88		- 1,000 00	73 690 77	- 32,999 67	0 00	38,045 87	2,845 23	0 00	40,891 10
6 Jan 89		- 200 00	14 738 15	- 7,997 85	0 00	7,718 52	- 978 32	0 00	6 740 20
7 May 02	TOKYO ELECTRON Y50	- 600 00	41,281 03	- 23,893 87	0 00	20,073 08	- 2,785 82	0 00	17,287 16
10 May 02	SEDOL 6895675								
6 Jan 89		- 600 00	41,281 03	- 23,893 87	0 00	20,073 08	- 2,785 82	0 00	17,287 16
8 Oct 02	TOKYO ELECTRON Y50	- 2,400 00	77 334 48	- 84,891 12	0 00	- 6,825 45	- 831 18	0 00	- 7,558 63
15 Oct 02	SEDOL 6895675								
3 Jun 88		- 800 00	25 778 16	- 25,483 18	0 00	- 2,577 86	2,872 83	0 00	294 87
22 Dec 98		- 1 800 00	51,558 33	- 59 407 83	0 00	- 4,347 59	- 3,504 01	0 00	- 7,851 60
8 May 02	TOKYO ELECTRON Y50	- 1,400 00	84,230 80	- 48 213 44	0 00	45,818 20	2,188 28	0 00	48,017 48
13 May 02	SEDOL 6895675								
29 May 88		- 1,000 00	87,307 78	- 31,844 69	0 00	32,818 84	2,643 25	0 00	35,463 08
3 Jun 88		- 200 00	13 461 58	- 8 370 80	0 00	6,575 80	514 86	0 00	7,090 76
6 Jan 89		- 200 00	13 461 58	- 7,897 85	0 00	6,423 48	- 859 85	0 00	5 463 61

Realized Gain/Loss Detail - Taxable

Trade Date Security Description Shares/Par Proceeds Cost Short Term Long Term Market Realized gain/loss Total

Settle Date Acquisition Date Short Term Long Term Total

Equities

Sales

Trade Date	Security Description	Shares/Par	Proceeds	Cost	Short Term	Long Term	Market	Realized gain/loss	Total	
22 May 02	UFJ HOLDINGS NPV SEDOL 6335223	- 2.00	5,731.43	- 12,728.88	0.00	- 8,178.88	- 8,178.88	0.00	- 8,997.25	
14 Mar 02	UFJ HOLDINGS NPV SEDOL 6335223	- 10.00	30,530.48	- 69,392.50	0.00	- 30,448.99	- 30,448.99	0.00	- 39,861.84	
5 Jul 00		- 0.70	2,137.13	- 5,419.39	0.00	- 2,358.05	- 2,358.05	0.00	- 3,282.28	
5 Jul 00		- 1.80	5,485.48	- 13,835.58	0.00	- 8,083.55	- 8,083.55	0.00	- 8,440.10	
5 Jul 00		- 1.50	4,579.57	- 11,812.88	0.00	- 5,052.87	- 5,052.87	0.00	- 7,033.41	
13 Feb 01		- 1.63	4,873.41	- 10,431.48	0.00	- 4,607.87	- 4,607.87	0.00	- 5,458.05	
13 Feb 01		- 4.37	13,344.87	- 27,892.88	0.00	- 12,368.55	- 12,368.55	0.00	- 14,648.02	
31 Oct 02	UFJ HOLDINGS NPV SEDOL 6335223	- 11.00	18,431.41	- 70,007.75	0.00	- 49,774.09	- 49,774.09	0.00	- 53,578.34	
8 Nov 02	UFJ HOLDINGS NPV SEDOL 6335223	- 9 Feb 01	- 11.00	18,431.41	- 70,007.75	0.00	- 49,774.08	- 49,774.08	0.00	- 53,578.34
12 Mar 02	UFJ HOLDINGS NPV SEDOL 6335223	- 7.00	20,584.83	- 44,823.48	0.00	- 20,855.52	- 20,855.52	0.00	- 24,258.85	
15 Mar 02	UFJ HOLDINGS NPV SEDOL 6335223	- 0.07	208.58	- 454.66	0.00	- 209.53	- 209.53	0.00	- 248.08	
13 Feb 01		- 10.00	23,720.18	- 63,843.41	0.00	- 32,860.78	- 32,860.78	0.00	- 39,823.23	
10 Apr 02	UFJ HOLDINGS NPV SEDOL 6335223	- 5.00	11,860.08	- 31,821.70	0.00	- 18,330.38	- 18,330.38	0.00	- 19,961.61	
9 Feb 01		- 5.00	11,860.08	- 31,821.71	0.00	- 18,330.38	- 18,330.38	0.00	- 19,961.62	
29 Mar 02	UFJ HOLDINGS NPV SEDOL 6335223	- 9.00	21,140.22	- 57,435.11	0.00	- 28,482.78	- 28,482.78	0.00	- 38,284.89	
3 Apr 02	UFJ HOLDINGS NPV SEDOL 6335223	- 2.80	6,578.88	- 17,820.16	0.00	- 9,038.78	- 9,038.78	0.00	- 11,243.20	
9 Feb 01		- 2.20	5,187.81	- 14,001.55	0.00	- 7,101.81	- 7,101.81	0.00	- 8,833.84	
13 Feb 01		- 4.00	8,385.85	- 25,813.40	0.00	- 13,342.08	- 13,342.08	0.00	- 18,217.75	
Total Japan			6,679,531.48	- 7,787,480.15	45,854.83	- 824,473.31	- 229,130.18	84,835.87	- 1,192,884.53	

264



◆ Realized Gain/Loss Detail - Taxable

Trade Date	Security Description	Shares/Par	Proceeds	Cost	Realized gain/loss			Total	
					Short Term	Market Long Term	Translation	Short Term	Long Term
Settle Date	Acquisition Date								
Sales									
Equities									
Netherlands									
8 Aug 02	ADR KONINKLIJKE PHILIPS ELECTRS N V N Y	- 5 800 00	117,852 44	- 148,781 28	0 00	- 30,928 84	0 00	0 00	- 30,928 84
13 Aug 02	REGISTRY SH NEW 2000 SEDOL 2814313								
8 Jul 01		- 3 600 00	73 149 79	- 91 612 08	0 00	- 18,462 29	0 00	0 00	- 18,462 29
10 Jul 01		- 2 200 00	44 702 85	- 57 169 20	0 00	- 12,468 55	0 00	0 00	- 12,468 55
12 Jul 02	PHILIPS ELEC(KON) EURO 20	- 2,200 00	55,109 81	- 82,530 14	0 00	- 40,238 86	12,818 53	0 00	- 27,420 33
17 Jul 02	SEDOL 5986622								
9 Nov 00		- 2,200 00	55 109 81	- 82,530 14	0 00	- 40 238 86	12,818 53	0 00	- 27,420 33
16 May 02	PHILIPS ELEC(KON) EURO 20	- 5,500 00	174 732 46	- 208,325 36	0 00	- 43 785 38	12,192 48	0 00	- 31,592 90
21 May 02	SEDOL 5986622								
8 Nov 00		- 5,500 00	174,732 46	- 208,325 36	0 00	- 43,785 38	12,192 48	0 00	- 31,582 90
9 Aug 02	PHILIPS ELEC(KON) EURO 20	- 8,300 00	169 827 21	- 281,366 26	0 00	- 115 889 13	24,450 08	0 00	- 91,439 05
14 Aug 02	SEDOL 5986622								
9 Nov 00		- 2,300 00	47,088 26	- 88 281 51	0 00	- 50,519 30	11,328 05	0 00	- 39,193 25
23 Apr 01		- 6,000 00	122 838 95	- 175,084 75	0 00	- 65,369 83	13,124 03	0 00	- 52 245 80
11 Jul 02	ROYAL DUTCH PETRO N Y REGISTRY SH PAR N	- 3,500 00	178,629 71	- 199,293 31	- 4 855 58	- 15,808 04	0 00	- 4,855 58	- 15,808 04
16 Jul 02	1 25 GLDR SEDOL 2018748								
29 May 01		- 200 00	10 207 41	- 12,210 00	0 00	- 2 002 59	0 00	0 00	- 2,002 59
31 May 01		- 1 400 00	71,451 89	- 85 257 34	0 00	- 13 805 45	0 00	0 00	- 13,805 45
7 Nov 01		- 700 00	35 725 84	- 35,346 29	379 65	0 00	0 00	379 65	0 00
2 Apr 02		- 400 00	20,414 82	- 22,214 44	- 1,789 62	0 00	0 00	- 1,789 62	0 00
2 Apr 02		- 200 00	10,207 41	- 11,090 00	- 882 59	0 00	0 00	- 882 59	0 00
2 Apr 02		- 100 00	5 103 71	- 5,515 24	- 411 53	0 00	0 00	- 411 53	0 00
2 Apr 02		- 500 00	25 518 53	- 27 680 00	- 2 141 47	0 00	0 00	- 2 141 47	0 00
12 Jul 02	ROYAL DUTCH PETRO N Y REGISTRY SH PAR N	- 300 00	15,299 53	- 15,148 41	151 12	0 00	0 00	151 12	0 00
17 Jul 02	1 25 GLDR SEDOL 2018748								
7 Nov 01		- 300 00	15,289 53	- 15,148 41	151 12	0 00	0 00	151 12	0 00
Total Netherlands			711,551 16	- 913,444 76	- 4,704 44	- 248,650 25	49,481 09	- 4,704 44	- 197,189 16

◆ Realized Gain/Loss Detail - Taxable

Trade Date Settle Date	Security Description Acquisition Date	Shares/Par	Proceeds	Cost	Realized gain/loss			Total	
					Short Term	Market Long Term	Translation	Short Term	Long Term
Sales									
Equities									
Norway									
8 Feb 02	NORSK HYDRO AS NOK20	- 8,000 00	248,278 42	- 242,777 78	0 00	14,748 47	- 11,244 81	0 00	3,501 68
13 Feb 02	SEDOL 4845805								
	15 Jun 00	- 8,000 00	248,278 42	- 242,777 78	0 00	14,748 47	- 11,244 81	0 00	3,501 68
Total Norway			248,278 42	- 242,777 78	0 00	14,748 47	- 11,244 81	0 00	3,501 68
Poland									
16 May 02	PVTPL GDR POLSKI KONCERN NAFTOWY ORLEN	- 2,800 00	23,497 50	- 24,304 54	0 00	- 807 04	0 00	0 00	- 807 04
21 May 02	SA GLOBAL DEPOSITARY RCPT SEDOL 2517047								
	22 Nov 89	- 2,100 00	18,878 75	- 19,387 04	0 00	- 388 28	0 00	0 00	- 388 28
	25 Nov 89	- 500 00	4,518 75	- 4,837 50	0 00	- 418 75	0 00	0 00	- 418 75
4 Mar 02	PVTPL GDR POLSKI KONCERN NAFTOWY ORLEN	- 1,400 00	13,180 00	- 17,231 20	0 00	- 4,071 20	0 00	0 00	- 4,071 20
7 Mar 02	SA GLOBAL DEPOSITARY RCPT SEDOL 2517047								
	5 Jan 00	- 1,400 00	13,180 00	- 17,231 20	0 00	- 4,071 20	0 00	0 00	- 4,071 20
13 Mar 02	PVTPL GDR POLSKI KONCERN NAFTOWY ORLEN	- 1,300 00	11,860 00	- 16,000 40	0 00	- 4,040 40	0 00	0 00	- 4,040 40
18 Mar 02	SA GLOBAL DEPOSITARY RCPT SEDOL 2517047								
	5 Jan 00	- 1,300 00	11,860 00	- 16,000 40	0 00	- 4,040 40	0 00	0 00	- 4,040 40
28 Mar 02	PVTPL GDR POLSKI KONCERN NAFTOWY ORLEN	- 1,400 00	12,670 00	- 17,231 20	0 00	- 4,561 20	0 00	0 00	- 4,561 20
2 Apr 02	SA GLOBAL DEPOSITARY RCPT SEDOL 2517047								
	5 Jan 00	- 1,400 00	12,670 00	- 17,231 20	0 00	- 4,561 20	0 00	0 00	- 4,561 20
25 Mar 02	PVTPL GDR POLSKI KONCERN NAFTOWY ORLEN	- 1,300 00	11,785 00	- 16,000 40	0 00	- 4,235 40	0 00	0 00	- 4,235 40
28 Mar 02	SA GLOBAL DEPOSITARY RCPT SEDOL 2517047								
	5 Jan 00	- 1,300 00	11,785 00	- 16,000 40	0 00	- 4,235 40	0 00	0 00	- 4,235 40

266

◆ **Realized Gain/Loss Detail - Taxable**

Trade Date Security Description Shares/Par Proceeds Cost Short Term Long Term Market Realized gain/loss
 Total
 Short Term Long Term

Sales

Equities

15 Apr 02	PVTPL GDR POLSKI KONCERN NAFTOWY ORLEN SA GLOBAL DEPOSITARY RCPT SEDOL 2517047	- 1,300 00	11,787 50	13 530 80	0 00	- 1,733 30	0 00	- 1,733 30
3 Dec 99		- 1,200 00	10 880 00	- 12 300 00	0 00	- 1 410 00	0 00	- 1,410 00
5 Jan 00		- 100 00	807 50	- 1,230 80	0 00	- 323 30	0 00	- 323 30
28 Apr 02	PVTPL GDR POLSKI KONCERN NAFTOWY ORLEN SA GLOBAL DEPOSITARY RCPT SEDOL 2517047	- 700 00	8,370 00	- 7,100 00	0 00	- 730 00	0 00	- 730 00
2 May 02	PVTPL GDR POLSKI KONCERN NAFTOWY ORLEN SA GLOBAL DEPOSITARY RCPT SEDOL 2517047	- 200 00	1 820 00	- 1,875 00	0 00	- 155 00	0 00	- 155 00
3 Dec 99		- 500 00	4,550 00	- 5 125 00	0 00	- 575 00	0 00	- 575 00
21 Feb 02	PVTPL GDR POLSKI KONCERN NAFTOWY ORLEN SA GLOBAL DEPOSITARY RCPT SEDOL 2517047	- 1,700 00	15 880 00	- 20 923 80	0 00	- 4,843 80	0 00	- 4,843 80
28 Feb 02	PVTPL GDR POLSKI KONCERN NAFTOWY ORLEN SA GLOBAL DEPOSITARY RCPT SEDOL 2517047	- 1,700 00	15,880 00	- 20,823 80	0 00	- 4,843 80	0 00	- 4,843 80
5 Jan 00		- 1,700 00	15,880 00	- 20,823 80	0 00	- 4,843 80	0 00	- 4,843 80
22 Mar 02	PVTPL GDR POLSKI KONCERN NAFTOWY ORLEN SA GLOBAL DEPOSITARY RCPT SEDOL 2517047	- 1,300 00	11,765 00	- 16,000 40	0 00	- 4,235 40	0 00	- 4,235 40
27 Mar 02	PVTPL GDR POLSKI KONCERN NAFTOWY ORLEN SA GLOBAL DEPOSITARY RCPT SEDOL 2517047	- 1,300 00	11,765 00	- 16,000 40	0 00	- 4,235 40	0 00	- 4,235 40
5 Jan 00		- 1,300 00	11,765 00	- 16,000 40	0 00	- 4,235 40	0 00	- 4,235 40
11 Mar 02	PVTPL GDR POLSKI KONCERN NAFTOWY ORLEN SA GLOBAL DEPOSITARY RCPT SEDOL 2517047	- 1,300 00	11,860 00	- 18,000 40	0 00	- 4,040 40	0 00	- 4,040 40
14 Mar 02	PVTPL GDR POLSKI KONCERN NAFTOWY ORLEN SA GLOBAL DEPOSITARY RCPT SEDOL 2517047	- 1,300 00	11,860 00	- 18,000 40	0 00	- 4,040 40	0 00	- 4,040 40
5 Jan 00		- 1,300 00	11,860 00	- 18,000 40	0 00	- 4,040 40	0 00	- 4,040 40
20 May 02	PVTPL GDR POLSKI KONCERN NAFTOWY ORLEN SA GLOBAL DEPOSITARY RCPT SEDOL 2517047	- 700 00	8,580 00	- 8,455 88	0 00	124 32	0 00	124 32
23 May 02	PVTPL GDR POLSKI KONCERN NAFTOWY ORLEN SA GLOBAL DEPOSITARY RCPT SEDOL 2517047	- 700 00	8,580 00	- 8,455 88	0 00	124 32	0 00	124 32
22 Nov 99		- 700 00	8,580 00	- 8,455 88	0 00	124 32	0 00	124 32
2 Aug 02	PVTPL GDR POLSKI KONCERN NAFTOWY ORLEN SA GLOBAL DEPOSITARY RCPT SEDOL 2517047	- 11,500 00	80,578 78	- 106,057 80	0 00	- 15,478 82	0 00	- 15,478 82
7 Aug 02	PVTPL GDR POLSKI KONCERN NAFTOWY ORLEN SA GLOBAL DEPOSITARY RCPT SEDOL 2517047	- 11,500 00	80,578 78	- 106,057 80	0 00	- 15,478 82	0 00	- 15,478 82
22 Nov 99		- 11,500 00	80,578 78	- 106,057 80	0 00	- 15,478 82	0 00	- 15,478 82

Generated by The Northern Trust Company from periodic data on 21 Jan 03

The Northern Trust Company

◆ Realized Gain/Loss Detail - Taxable

Trade Date Settle Date	Security Description Acquisition Date	Shares/Par	Proceeds	Cost	Realized gain/loss			Total	
					Short Term	Market Long Term	Translation	Short Term	Long Term
Sales									
Equities									
24 May 02	PVTPL GDR POLSKI KONCERN NAFTOWY ORLEN	- 1,200 00	11,340 00	- 11,068 88	0 00	273 12	0 00	0 00	273 12
30 May 02	SA GLOBAL DEPOSITARY RCPT SEDOL 2517047								
22 Nov 99		- 1,200 00	11,340 00	- 11,068 88	0 00	273 12	0 00	0 00	273 12
21 May 02	PVTPL GDR POLSKI KONCERN NAFTOWY ORLEN	- 1,800 00	16,668 00	- 16,800 32	0 00	67 68	0 00	0 00	67 68
24 May 02	SA GLOBAL DEPOSITARY RCPT SEDOL 2517047								
22 Nov 99		- 1,800 00	16,668 00	- 16,800 32	0 00	67 68	0 00	0 00	67 68
1 Aug 02	PVTPL GDR POLSKI KONCERN NAFTOWY ORLEN	- 4,700 00	37,384 08	- 43,345 28	0 00	- 5,981 20	0 00	0 00	- 5,981 20
6 Aug 02	SA GLOBAL DEPOSITARY RCPT SEDOL 2517047								
22 Nov 99		- 4,700 00	37,384 08	- 43,345 28	0 00	- 5,981 20	0 00	0 00	- 5,981 20
27 May 02	PVTPL GDR POLSKI KONCERN NAFTOWY ORLEN	- 1,500 00	14,400 00	- 13,833 80	0 00	566 40	0 00	0 00	566 40
30 May 02	SA GLOBAL DEPOSITARY RCPT SEDOL 2517047								
22 Nov 99		- 1,500 00	14,400 00	- 13,833 80	0 00	566 40	0 00	0 00	566 40
18 Apr 02	PVTPL GDR POLSKI KONCERN NAFTOWY ORLEN	- 1,400 00	12,810 00	- 14,350 00	0 00	- 1,540 00	0 00	0 00	- 1,540 00
19 Apr 02	SA GLOBAL DEPOSITARY RCPT SEDOL 2517047								
3 Dec 99		- 1,400 00	12,810 00	- 14,350 00	0 00	- 1,540 00	0 00	0 00	- 1,540 00
30 Apr 02	PVTPL GDR POLSKI KONCERN NAFTOWY ORLEN	- 700 00	6,348 00	- 6,812 50	0 00	- 583 50	0 00	0 00	- 583 50
3 May 02	SA GLOBAL DEPOSITARY RCPT SEDOL 2517047								
25 Nov 99		- 700 00	6,348 00	- 6,812 50	0 00	- 583 50	0 00	0 00	583 50
27 Mar 02	PVTPL GDR POLSKI KONCERN NAFTOWY ORLEN	- 1,400 00	12,870 00	- 17,231 20	0 00	- 4,581 20	0 00	0 00	- 4,581 20
3 Apr 02	SA GLOBAL DEPOSITARY RCPT SEDOL 2517047								
5 Jan 00		- 1,400 00	12,870 00	- 17,231 20	0 00	- 4,581 20	0 00	0 00	- 4,581 20

268

◆ Realized Gain/Loss Detail - Taxable

Trade Date Settle Date	Security Description Acquisition Date	Shares/Par	Proceeds	Cost	Realized gain/loss			Total	
					Short Term	Market Long Term	Translation	Short Term	Long Term
Sales									
Equities									
20 Feb 02	PVTPL GDR POLSKI KONCERN NAFTOWY ORLEN	- 3,300 00	31,020 00	- 40,818 40	0 00	- 8,598 40	0 00	0 00	- 8,598 40
25 Feb 02	SA GLOBAL DEPOSITARY RCPT SEDOL 2517047								
5 Jan 00		- 3,300 00	31,020 00	- 40,818 40	0 00	- 8,598 40	0 00	0 00	- 8,598 40
17 May 02	PVTPL GDR POLSKI KONCERN NAFTOWY ORLEN	- 1,500 00	13,875 00	- 13 833 60	0 00	41 40	0 00	0 00	41 40
22 May 02	SA GLOBAL DEPOSITARY RCPT SEDOL 2517047								
22 Nov 99		- 1,500 00	13 875 00	- 13 833 60	0 00	41 40	0 00	0 00	41 40
Total Poland			384,589 88	- 454,628 00	0 00	- 70,028 14	0 00	0 00	- 70,028 14
Portugal									
11 Jan 02	VODAFONE TELECEL EURO 5	- 60,000 00	491,337 33	- 495,754 82	0 00	103,708 88	- 108,125 95	0 00	- 4,417 29
18 Jan 02	SEDOL 5687897								
27 Jun 97		- 60 000 00	491,337 33	- 495,754 82	0 00	103,708 88	- 108,125 95	0 00	- 4,417 29
Total Portugal			491,337 33	- 485,754 82	0 00	103,708 88	- 108,125 95	0 00	- 4,417 29
Russia									
12 Nov 02	ADR OIL CO LUKOIL SPONSORED ADR	- 200 00	13 425 84	- 11,088 34	0 00	2 337 50	0 00	0 00	2 337 50
15 Nov 02	SEDOL 2537432								
29 Sep 00		- 200 00	13,425 84	- 11,088 34	0 00	2,337 50	0 00	0 00	2,337 50
25 Oct 02	ADR OIL CO LUKOIL SPONSORED ADR	- 100 00	8,243 28	- 5,592 60	0 00	850 88	0 00	0 00	850 88
30 Oct 02	SEDOL 2537432								
10 Oct 00		- 100 00	8,243 28	- 5,592 60	0 00	850 88	0 00	0 00	850 88
4 Nov 02	ADR OIL CO LUKOIL SPONSORED ADR	- 200 00	13,199 80	- 11 088 34	0 00	2,111 28	0 00	0 00	2,111 28
7 Nov 02	SEDOL 2537432								
29 Sep 00		- 200 00	13,199 80	- 11,088 34	0 00	2,111 28	0 00	0 00	2,111 28

◆ Realized Gain/Loss Detail - Taxable

Trade Date Settle Date	Security Description Acquisition Date	Shares/Par	Proceeds	Cost	Realized gain/loss			Total	
					Short Term	Market Long Term	Translation	Short Term	Long Term
Sales									
Equities									
21 Nov 02 28 Nov 02	ADR OIL CO LUKOIL SPONSORED ADR SEDOL 2537432	- 100 00	6,670 38	- 5,508 85	0 00	1,161 73	0 00	0 00	1,161 73
	11 Oct 00	- 100 00	6,670 38	- 5,508 85	0 00	1,161 73	0 00	0 00	1,161 73
13 Nov 02 18 Nov 02	ADR OIL CO LUKOIL SPONSORED ADR SEDOL 2537432	- 100 00	6,682 38	- 5,544 17	0 00	1,138 21	0 00	0 00	1,138 21
	29 Sep 00	- 100 00	6,682 38	- 5,544 17	0 00	1,138 21	0 00	0 00	1,138 21
21 Oct 02 24 Oct 02	ADR OIL CO LUKOIL SPONSORED ADR SEDOL 2537432	- 100 00	6,575 13	- 5,582 60	0 00	982 53	0 00	0 00	982 53
	10 Oct 00	- 100 00	6,575 13	- 5,582 60	0 00	982 53	0 00	0 00	982 53
16 Oct 02 18 Oct 02	ADR OIL CO LUKOIL SPONSORED ADR SEDOL 2537432	- 200 00	12,915 10	- 12,000 00	0 00	915 10	0 00	0 00	915 10
	7 Aug 00	- 200 00	12,915 10	- 12,000 00	0 00	915 10	0 00	0 00	915 10
18 Oct 02 21 Oct 02	ADR OIL CO LUKOIL SPONSORED ADR SEDOL 2537432	- 200 00	12,982 50	- 11,889 40	0 00	1,123 10	0 00	0 00	1,123 10
	8 Aug 00	- 200 00	12,982 50	- 11,889 40	0 00	1,123 10	0 00	0 00	1,123 10
31 Oct 02 5 Nov 02	ADR OIL CO LUKOIL SPONSORED ADR SEDOL 2537432	- 100 00	6,588 00	- 5,592 80	0 00	973 40	0 00	0 00	973 40
	10 Oct 00	- 100 00	6,588 00	- 5,592 80	0 00	973 40	0 00	0 00	973 40
11 Nov 02 14 Nov 02	ADR OIL CO LUKOIL SPONSORED ADR SEDOL 2537432	- 300 00	19,492 62	- 16,632 51	0 00	2,860 11	0 00	0 00	2,860 11
	29 Sep 00	- 300 00	19,492 62	- 16,632 51	0 00	2,860 11	0 00	0 00	2,860 11
18 Oct 02 23 Oct 02	ADR OIL CO LUKOIL SPONSORED ADR SEDOL 2537432	- 100 00	6,517 83	- 5,925 00	0 00	592 83	0 00	0 00	592 83
	12 Sep 00	- 100 00	6,517 83	- 5,925 00	0 00	592 83	0 00	0 00	592 83
18 Nov 02 21 Nov 02	ADR OIL CO LUKOIL SPONSORED ADR SEDOL 2537432	- 100 00	6,742 88	- 5,544 17	0 00	1,198 69	0 00	0 00	1,198 69
	29 Sep 00	- 100 00	6,742 88	- 5,544 17	0 00	1,198 69	0 00	0 00	1,198 69

270

◆ Realized Gain/Loss Detail - Taxable

Trade Date Settle Date	Security Description Acquisition Date	Shares/Par	Proceeds	Cost	Realized gain/loss			Total	
					Short Term	Market Long Term	Translation	Short Term	Long Term
Sales									
Equities									
23 Oct 02	ADR OIL CO LUKOIL SPONSORED ADR	200 00	12,848 58	- 11,185 20	0 00	1,663 38	0 00	0 00	1,663 38
28 Oct 02	SEDOL 2537432								
	10 Oct 00	- 200 00	12,848 58	- 11,185 20	0 00	1,663 38	0 00	0 00	1,663 38
17 Oct 02	ADR OIL CO LUKOIL SPONSORED ADR	100 00	6,530 00	- 5,934 70	0 00	595 30	0 00	0 00	595 30
22 Oct 02	SEDOL 2537432								
	8 Aug 00	100 00	6,530 00	- 5,934 70	0 00	595 30	0 00	0 00	595 30
28 Oct 02	ADR OIL CO LUKOIL SPONSORED ADR	- 100 00	6,427 77	- 5,592 60	0 00	835 17	0 00	0 00	835 17
31 Oct 02	SEDOL 2537432								
	10 Oct 00	100 00	6,427 77	- 5,592 60	0 00	835 17	0 00	0 00	835 17
17 Oct 02	ADR OIL CO LUKOIL SPONSORED ADR	100 00	6,557 60	- 5,934 70	0 00	622 90	0 00	0 00	622 90
22 Oct 02	SEDOL 2537432								
	8 Aug 00	100 00	6,557 60	- 5,934 70	0 00	622 90	0 00	0 00	622 90
1 Nov 02	ADR OIL CO LUKOIL SPONSORED ADR	- 200 00	13,042 72	11,136 77	0 00	1,905 95	0 00	0 00	1,905 95
6 Nov 02	SEDOL 2537432								
	29 Sep 00	100 00	6,521 38	- 5,544 17	0 00	977 19	0 00	0 00	977 19
	10 Oct 00	100 00	6,521 38	- 5,592 60	0 00	928 76	0 00	0 00	928 76
Total Russia			163,430 19	- 141,762 35	0 00	21,667 84	0 00	0 00	21,667 84

Singapore									
18 Apr 02	O/SEAS CHINESE BK SGD1	- 3,000 00	22,105 88	- 19,278 87	3,724 14	0 00	- 897 13	2,827 01	0 00
23 Apr 02	SEDOL 6663689								
	5 Sep 01	- 3,000 00	22,105 88	- 19,278 87	3,724 14	0 00	- 897 13	2,827 01	0 00
22 Apr 02	O/SEAS CHINESE BK SGD1	- 1,000 00	7,188 78	- 6,426 29	1,036 98	0 00	- 274 49	762 49	0 00
25 Apr 02	SEDOL 6663689								
	5 Sep 01	- 1,000 00	7,188 78	- 6,426 29	1,036 98	0 00	- 274 49	762 49	0 00
18 Apr 02	O/SEAS CHINESE BK SGD1	- 3,000 00	21,815 15	- 19,278 87	3,380 98	0 00	- 844 71	2,536 28	0 00
24 Apr 02	SEDOL 6663689								
	5 Sep 01	- 3,000 00	21,815 15	- 19,278 87	3,380 98	0 00	- 844 71	2,536 28	0 00

◆ Realized Gain/Loss Detail - Taxable

Trade Date Settle Date	Security Description Acquisition Date	Shares/Par	Proceeds	Cost	Realized gain/loss			Total	
					Short Term	Market Long Term	Translation	Short Term	Long Term
Sales									
Equities									
Total Singapore			61,109 81	- 44,984 03	8,142 11	0 00	- 2,016.33	6,125 78	0 00
South Korea									
15 Oct 02	SAMSUNG ELECTRONIC GDR REP 1/2	- 630 00	76,386 45	- 84,928 41	- 8 531 98	0 00	0 00	8,531 98	0 00
18 Oct 02	KRW5000(REG S) SEDOL 4942818								
11 Mar 02		- 630 00	76,386 45	- 84,928 41	- 8,531 98	0 00	0 00	- 8 531 98	0 00
22 Apr 02	SAMSUNG ELECTRONIC GDR REP 1/2	- 180 00	28,380 57	- 24,403 71	3,858 88	0 00	0 00	3,858 88	0 00
25 Apr 02	KRW5000(REG S) SEDOL 4942818								
8 Mar 02		- 150 00	23 633 81	- 20,359 50	3,274 31	0 00	0 00	3,274 31	0 00
11 Mar 02		- 30 00	4,726 78	- 4,044 21	882 55	0 00	0 00	882 55	0 00
9 Oct 02	SAMSUNG ELECTRONIC GDR REP 1/2	- 110 00	13,035 00	- 14,828 77	- 1 793 77	0 00	0 00	- 1,793 77	0 00
14 Oct 02	KRW5000(REG S) SEDOL 4942818								
11 Mar 02		- 110 00	13,035 00	- 14,828 77	- 1,793 77	0 00	0 00	- 1,793 77	0 00
24 Apr 02	SAMSUNG ELECTRONIC GDR REP 1/2	- 70 00	11,513 80	- 8,438 49	2,077 11	0 00	0 00	2 077 11	0 00
29 Apr 02	KRW5000(REG S) SEDOL 4942818								
11 Mar 02		- 70 00	11,513 80	- 9 438 49	2,077 11	0 00	0 00	2,077 11	0 00
30 Apr 02	SAMSUNG ELECTRONIC GDR REP 1/2	- 65 00	8 589 95	- 8,782 46	807 49	0 00	0 00	807 49	0 00
3 May 02	KRW5000(REG S) SEDOL 4942818								
11 Mar 02		- 65 00	8 589 95	- 8,782 46	807 49	0 00	0 00	807 49	0 00
17 Apr 02	SAMSUNG ELECTRONIC GDR REP 1/2	- 330 00	50,483 11	- 44 790 80	5 672 21	0 00	0 00	5,672 21	0 00
22 Apr 02	KRW5000(REG S) SEDOL 4942818								
8 Mar 02		- 330 00	50,483 11	- 44,790 80	5 672 21	0 00	0 00	5 672 21	0 00

272

◆ Realized Gain/Loss Detail - Taxable

Trade Date Settle Date	Security Description Acquisition Date	Shares/Par	Proceeds	Cost	Realized gain/loss			Total	
					Short Term	Market Long Term	Translation	Short Term	Long Term
Sales									
Equities									
19 Apr 02	SAMSUNG ELECTRONIC GDR REP 1/2	- 100 00	15,374 00	- 13,573 00	1,801 00	0 00	0 00	1,801 00	0 00
24 Apr 02	KRW5000(REG S) SEDOL 4942818								
8 Mar 02		100 00	15 374 00	- 13,573 00	1,801 00	0 00	0 00	1,801 00	0 00
18 Apr 02	SAMSUNG ELECTRONIC GDR REP 1/2	180 00	26 438 09	- 27,980 62	557 41	- 2,099 84	0 00	557 41	- 2,099 84
19 Apr 02	KRW5000(REG S) SEDOL 4942818								
28 May 00		- 130 00	19,094 18	- 21,194 12	0 00	- 2,099 84	0 00	0 00	- 2,099 84
8 Mar 02		- 50 00	7,343 91	- 6,788 50	557 41	0 00	0 00	557 41	0 00
25 Apr 02	SAMSUNG ELECTRONIC GDR REP 1/2	- 80 00	12,525 58	- 10,784 58	1,741 02	0 00	0 00	1 741 02	0 00
30 Apr 02	KRW5000(REG S) SEDOL 4942818								
11 Mar 02		- 80 00	12,525 58	- 10,784 58	1,741 02	0 00	0 00	1 741 02	0 00
8 May 02	SAMSUNG ELECTRONIC GDR REP 1/2	- 70 00	10,002 59	- 9,438 49	568 10	0 00	0 00	568 10	0 00
13 May 02	KRW5000(REG S) SEDOL 4942818								
11 Mar 02		- 70 00	10 002 59	- 9 438 49	568 10	0 00	0 00	568 10	0 00
Total South Korea			253,678 94	- 248,926 41	8,853 47	- 2,099 84	0 00	8,853 47	- 2,099 84

Spain

18 Nov 02	ADR TELEFONICA S A SPONSORED	- 1,730 00	52,182 20	- 97,887 78	3,550 28	- 48 355 84	0 00	3,550 28	- 48,355 84
21 Nov 02	SEDOL 2881098								
5 Jun 00		- 1,489 20	45 229 22	- 97,997 78	0 00	- 52,788 54	0 00	0 00	- 52,788 54
2 Jan 01		- 58 00	1 689 48	0 00	0 00	1,689 48	0 00	0 00	1,689 48
1 Mar 01		- 57 12	1,723 24	0 00	0 00	1,723 24	0 00	0 00	1,723 24
22 Jan 02		- 58 26	1,757 84	0 00	1,757 84	0 00	0 00	1,757 84	0 00
19 Mar 02		- 58 42	1,782 64	0 00	1,782 64	0 00	0 00	1,782 64	0 00
15 Nov 02	ADR TELEFONICA S A SPONSORED	- 1 300 00	38,409 03	- 84,978 71	0 00	- 48,587 68	0 00	0 00	- 48,587 68
20 Nov 02	SEDOL 2881098								
5 Jun 00		- 1,300 00	38,409 03	- 84,978 71	0 00	- 48,587 68	0 00	0 00	- 48,587 68

◆ Realized Gain/Loss Detail - Taxable

Trade Date Settle Date	Security Description Acquisition Date	Shares/Par	Proceeds	Cost	Realized gain/loss			Total	
					Short Term	Market Long Term	Translation	Short Term	Long Term
Sales									
Equities									
19 Apr 02	INDUSTRIA DE DISENO TEXTIL (INDITEX)	- 200 00	3,913 99	- 3,071 39	701 96	0 00	140 84	842 60	0 00
24 Apr 02	ORDCOM STK SEDOL 7111314								
16 Jul 01		- 200 00	3,913 99	- 3,071 39	701 98	0 00	140 84	842 60	0 00
15 Apr 02	INDUSTRIA DE DISENO TEXTIL (INDITEX)	- 1,500 00	28 884 90	- 24,122 01	4,487 04	0 00	55 85	4 542 89	0 00
18 Apr 02	ORDCOM STK SEDOL 7111314								
13 Jul 01		- 100 00	1,910 99	- 1 559 81	301 44	0 00	49 84	351 38	0 00
13 Jul 01		- 800 00	15,287 85	- 12,509 71	2 377 83	0 00	400 81	2,778 24	0 00
2 Oct 01		- 600 00	11,485 88	- 10,052 89	1,807 97	0 00	- 394 70	1,413 27	0 00
12 Apr 02	INDUSTRIA DE DISENO TEXTIL (INDITEX)	- 1 900 00	38,187 97	- 30,396 80	5,299 07	0 00	492 30	5,781 37	0 00
17 Apr 02	ORDCOM STK SEDOL 7111314								
28 Jun 01		- 700 00	13,332 41	- 11 055 91	1,972 41	0 00	304 09	2,278 50	0 00
13 Jul 01		- 500 00	8,523 15	- 7,818 57	1,419 35	0 00	285 23	1,704 58	0 00
7 Sep 01		- 700 00	13,332 41	- 11,522 12	1 907 31	0 00	- 87 02	1,810 29	0 00
16 Apr 02	INDUSTRIA DE DISENO TEXTIL (INDITEX)	- 900 00	17,575 81	- 13 845 19	3 258 71	0 00	474 01	3 730 72	0 00
18 Apr 02	ORDCOM STK SEDOL 7111314								
13 Jul 01		- 100 00	1 952 88	- 1,559 81	341 22	0 00	52 05	393 27	0 00
18 Jul 01		- 800 00	15,823 03	- 12,285 58	2,815 48	0 00	421 88	3,337 45	0 00
18 Nov 02	TELEFONICA SA EUR1	- 5,183 00	52,089 74	- 80,599 37	0 00	- 38,877 70	10,188 07	0 00	- 28 509 83
21 Nov 02	SEDOL 5732524								
16 Feb 00		- 0 88	8 84	0 00	0 00	8 83	0 01	0 00	8 84
16 Feb 00		- 34 00	341 71	0 00	0 00	341 71	0 00	0 00	341 71
16 Feb 00		- 34 00	341 70	0 00	0 00	341 71	- 0 01	0 00	341 70
16 Feb 00		- 33 98	341 51	0 00	0 00	341 52	- 0 01	0 00	341 51
16 Feb 00		- 0 88	8 83	0 00	0 00	8 83	0 00	0 00	8 83
16 Feb 00		- 0 88	8 83	0 00	0 00	8 83	0 00	0 00	8 83
16 Feb 00		- 0 01	0 15	0 00	0 00	0 14	0 01	0 00	0 15
16 Feb 00		- 33 48	338 28	0 00	0 00	338 27	0 01	0 00	338 28
16 Feb 00		- 0 01	0 14	0 00	0 00	0 14	0 00	0 00	0 14
16 Feb 00		- 0 88	8 83	0 00	0 00	8 83	0 00	0 00	8 83
16 Feb 00		- 0 88	8 84	0 00	0 00	8 83	0 01	0 00	8 84
16 Feb 00		- 0 01	0 13	0 00	0 00	0 12	0 01	0 00	0 13
16 Feb 00		- 0 01	0 13	0 00	0 00	0 13	0 00	0 00	0 13

274

Portfolio Statement

JAN 02 31 DEC 02

Account Number: BDF01
 Account Name: BDF FOR BDDFN/CAPITAL GUARDIAN

◆ **Realized Gain/Loss Detail - Taxable**

Trade Date Security Description Shares/Par Proceeds Cost Short Term Long Term Market Realized gain/loss Total

Settle Date Acquisition Date Long Term Short Term Total

Equities

Sales

16 Feb 00		- 0.67	6.72	0.00	0.00	0.00	0.00	0.00	0.00	0.00
17 Feb 00		- 145.92	1,488.52	0.00	0.00	1,488.52	0.00	0.00	0.00	1,488.52
17 Feb 00		- 2.92	29.34	0.00	0.00	29.34	- 0.01	0.00	0.00	29.33
17 Feb 00		- 0.06	0.58	0.00	0.00	0.58	0.01	0.00	0.00	0.59
17 Feb 00		- 0.08	0.58	0.00	0.00	0.58	0.00	0.00	0.00	0.58
17 Feb 00		- 148.00	1,487.31	0.00	0.00	1,487.32	- 0.01	0.00	0.00	1,487.31
17 Feb 00		- 2.80	29.15	0.00	0.00	29.16	- 0.01	0.00	0.00	29.15
17 Feb 00		- 2.92	29.34	0.00	0.00	29.33	- 0.01	0.00	0.00	29.33
17 Feb 00		- 0.06	0.60	0.00	0.00	0.59	- 0.01	0.00	0.00	0.60
17 Feb 00		- 2.82	29.34	0.00	0.00	29.35	- 0.01	0.00	0.00	29.34
17 Feb 00		- 2.92	29.35	0.00	0.00	29.34	- 0.01	0.00	0.00	29.35
17 Feb 00		- 2.92	29.33	0.00	0.00	29.33	0.00	0.00	0.00	29.33
8 May 00		3,700.00	37,185.42	- 80,589.97	0.00	- 53,581.88	10,188.01	0.00	0.00	- 43,413.85
8 May 00		- 180.00	1,809.02	0.00	0.00	1,809.02	0.00	0.00	0.00	1,809.02
8 May 00		- 3.60	38.17	0.00	0.00	38.15	- 0.02	0.00	0.00	38.17
9 May 00		- 180.00	1,809.03	0.00	0.00	1,809.04	- 0.01	0.00	0.00	1,809.03
9 May 00		- 3.60	38.17	0.00	0.00	38.17	0.01	0.00	0.00	38.18
9 May 00		- 180.00	1,809.02	0.00	0.00	1,809.03	- 0.01	0.00	0.00	1,809.02
9 May 00		- 0.07	0.73	0.00	0.00	0.72	0.01	0.00	0.00	0.73
9 May 00		- 3.60	38.18	0.00	0.00	38.17	- 0.01	0.00	0.00	38.18
9 May 00		- 0.07	0.72	0.00	0.00	0.72	0.00	0.00	0.00	0.72
9 May 00		- 3.60	38.16	0.00	0.00	38.15	- 0.01	0.00	0.00	38.16
9 May 00		- 0.07	0.72	0.00	0.00	0.72	0.00	0.00	0.00	0.72
9 May 00		- 3.60	38.16	0.00	0.00	38.16	0.00	0.00	0.00	38.16
9 May 00		- 0.07	0.72	0.00	0.00	0.72	0.00	0.00	0.00	0.72
9 May 00		- 0.01	0.01	0.00	0.00	0.01	0.00	0.00	0.00	0.01
9 May 00		- 0.07	0.72	0.00	0.00	0.72	0.00	0.00	0.00	0.72
9 May 00		- 179.80	1,808.04	0.00	0.00	1,808.03	0.01	0.00	0.00	1,808.04
9 May 00		- 0.07	0.72	0.00	0.00	0.72	0.00	0.00	0.00	0.72
8 May 00		- 3.60	38.18	0.00	0.00	38.18	0.00	0.00	0.00	38.18
28 Jun 02	TELEFONICA SA EUR1	- 5,200.00	42,925.04	- 151,807.49	0.00	- 108,805.29	22.84	0.00	0.00	- 108,882.45
3 Jul 02	SEDOL 5732524									
16 Feb 00		- 1,700.00	14,033.19	- 50,098.49	0.00	- 38,078.13	12.83	0.00	0.00	- 38,063.30
17 Feb 00		- 3,500.00	28,891.85	- 101,711.00	0.00	- 72,828.18	10.01	0.00	0.00	- 72,818.15
1 Jul 02	TELEFONICA SA EUR1	- 5,600.00	47,517.16	- 149,839.59	0.00	- 108,882.35	4,559.82	0.00	0.00	- 102,122.43
4 Jul 02	SEDOL 5732524									
17 Feb 00		- 3,800.00	32,243.79	- 110,429.09	0.00	- 78,628.07	442.77	0.00	0.00	- 78,185.30
8 May 00		- 1,800.00	15,273.37	- 39,210.50	0.00	- 28,054.28	4,117.15	0.00	0.00	- 23,837.13

The Northern Trust Company

Generated by The Northern Trust Company from periodic data on 21 Jan 03

512

◆ Realized Gain/Loss Detail - Taxable

Trade Date Settle Date	Security Description Acquisition Date	Shares/Par	Proceeds	Cost	Realized gain/loss			Total	
					Short Term	Market Long Term	Translation	Short Term	Long Term
Sales									
Equities									
5 Jul 02	TELEFONICA SA EUR1	- 600 00	5,007 46	- 13,070 17	0 00	- 9,313 73	1,251 02	0 00	- 8,062 71
10 Jul 02	SEDOL 5732524								
	9 May 00	- 600 00	5,007 46	- 13 070 17	0 00	- 9,313 73	1 251 02	0 00	- 8,062 71
3 Jul 02	TELEFONICA SA EUR1	- 800 00	6,389 08	- 17,428 89	0 00	- 12,838 50	1,788 69	0 00	- 11 037 81
8 Jul 02	SEDOL 5732524								
	9 May 00	- 800 00	6 389 08	- 17,428 89	0 00	- 12,838 50	1,788 69	0 00	- 11,037 81
15 Nov 02	TELEFONICA SA EUR1	- 500 00	4,888 48	- 10,891 81	0 00	- 7,349 81	1,348 58	0 00	- 6,003 33
20 Nov 02	SEDOL 5732524								
	9 May 00	- 500 00	4,888 48	- 10,891 81	0 00	- 7,349 81	1,348 58	0 00	- 6 003 33
2 Jul 02	TELEFONICA SA EUR1	- 1 800 00	13,070 66	- 34,853 78	0 00	- 25,431 40	3,648 28	0 00	- 21,783 12
5 Jul 02	SEDOL 5732524								
	9 May 00	- 1,800 00	13,070 66	- 34,853 78	0 00	- 25,431 40	3 648 28	0 00	- 21,783 12
Total Spain			348,631 62	- 712,898 76	17,295 06	- 405,120 40	23,958.20	18,457 88	- 382,325 00
Sweden									
13 Aug 02	#REORG/ERICSSON TEL REV SPLT TO	- 17,500 00	10 963 41	- 348,825 00	0 00	- 338,881 59	0 00	0 00	- 338,881 59
16 Aug 02	ERICSSON TEL NEW SEC #2308704 EFF								
	10/23/02 SEDOL 2319931								
	28 Jun 00	- 17,500 00	10,963 41	- 348 825 00	0 00	- 338,881 59	0 00	0 00	- 338,881 59
15 Mar 02	ASSA ABLOY SEK1 SER'B'	- 1,200 00	16,312 69	- 16,987 70	- 710 21	0 00	35 20	- 675 01	0 00
20 Mar 02	SEDOL 5698789								
	30 Mar 01	- 800 00	12,234 52	- 12,330 10	- 171 16	0 00	75 58	- 85 58	0 00
	14 May 01	- 300 00	4,078 17	- 4,657 60	- 538 05	0 00	- 40 38	- 578 43	0 00
11 Mar 02	ASSA ABLOY SEK1 SER'B'	- 5,800 00	80,140 20	- 87,444 87	- 15,478 78	0 00	- 1,825 71	- 17,304 47	0 00
14 Mar 02	SEDOL 5698789								
	20 Apr 01	- 3,500 00	48,360 47	- 58 408 71	- 8,751 85	0 00	- 1,298 59	- 10,048 24	0 00
	4 May 01	- 2,300 00	31,779 73	- 39,035 98	- 8,727 11	0 00	- 529 12	- 7,258 23	0 00

276

◆ Realized Gain/Loss Detail - Taxable

Realized gain/loss _____
 Market _____
 Total _____

Trade Date Security Description Shares/Par Proceeds Cost Short Term Long Term Translation Short Term Long Term

Settle Date Acquisition Date
 Sales
 Equities

18 Mar 02	ASSA ABLOY SEKI SER'B	SEDOL 5698789	- 11 100 00	151,773 02	- 151,891 08	- 312 81	0 00	194 55	- 118 08	0 00
18 Mar 02	ASSA ABLOY SEKI SER'B	SEDOL 5698789	- 2,700 00	37,167 13	- 44,144 03	- 6,146 15	0 00	- 830 75	- 8,978 90	0 00
20 Apr 01			- 300 00	4,129 68	- 5,008 48	- 788 38	0 00	- 108 42	- 878 78	0 00
27 Apr 01			- 1,800 00	22,024 87	- 26,535 30	- 3,898 80	0 00	- 811 53	- 4,510 33	0 00
8 May 01			300 00	4,128 68	- 4,840 70	- 658 48	0 00	- 54 58	- 711 02	0 00
14 May 01			300 00	4,129 68	- 4,657 60	- 483 88	0 00	- 44 03	- 527 92	0 00
15 May 01			200 00	2,753 12	- 3,103 97	- 338 64	0 00	- 12 21	- 350 85	0 00
14 Mar 02	ASSA ABLOY SEKI SER'B	SEDOL 5698789	- 5,800 00	78,318 83	- 90,047 02	- 10,352 12	0 00	- 1,376 07	- 11,728 18	0 00
14 May 01			- 5,800 00	78,318 83	- 90,047 02	- 10,352 12	0 00	- 1,376 07	- 11,728 18	0 00
31 Jul 02	ERICSSON(LM)TEL SEKI SER'B	SEDOL 5959378	- 11,300 00	11,518 43	- 48,279 58	- 42,083 10	0 00	5,302 87	- 38,760 13	0 00
5 Aug 02	ERICSSON(LM)TEL SEKI SER'B	SEDOL 5959378	- 11,300 00	11,518 43	- 48,279 58	- 42,083 10	0 00	5,302 87	- 38,760 13	0 00
18 Oct 01			- 11,300 00	11,519 43	- 48,279 58	- 42,083 10	0 00	5,302 87	- 38,760 13	0 00
1 Aug 02	ERICSSON(LM)TEL SEKI SER'B	SEDOL 5959378	- 17,800 00	13,487 02	- 54,888 35	- 46,448 25	0 00	5,228 92	- 41,221 33	0 00
6 Aug 02	ERICSSON(LM)TEL SEKI SER'B	SEDOL 5959378	- 17,800 00	13,487 02	- 54,888 35	- 46,448 25	0 00	5,228 92	- 41,221 33	0 00
18 Oct 01			- 17,800 00	13,487 02	- 54,888 35	- 46,448 25	0 00	5,228 92	- 41,221 33	0 00
13 Aug 02	ERICSSON(LM)TEL SEKI SER'B	SEDOL 5959378	- 5,100 00	3,484 76	- 21,789 89	- 20,408 75	0 00	2,111 62	- 18,285 13	0 00
18 Aug 02	ERICSSON(LM)TEL SEKI SER'B	SEDOL 5959378	- 5,100 00	3,484 76	- 21,789 89	- 20,408 75	0 00	2,111 62	- 18,285 13	0 00
18 Oct 01			- 5,100 00	3,484 76	- 21,789 89	- 20,408 75	0 00	2,111 62	- 18,285 13	0 00
8 Aug 02	ERICSSON(LM)TEL SEKI SER'B	SEDOL 5959378	- 12,300 00	10,769 67	- 52,552 09	- 48,252 82	0 00	4,470 40	- 41,782 42	0 00
13 Aug 02	ERICSSON(LM)TEL SEKI SER'B	SEDOL 5959378	- 12,300 00	10,769 67	- 52,552 09	- 48,252 82	0 00	4,470 40	- 41,782 42	0 00
18 Oct 01			- 12,300 00	10,769 67	- 52,552 09	- 48,252 82	0 00	4,470 40	- 41,782 42	0 00
21 Nov 02	ERICSSON(LM)TEL SEKI SER'B	SEDOL 5959378	- 3,872 00	3,875 82	- 1,484 18	0 00	2,331 71	59 95	0 00	2,381 66
28 Nov 02	ERICSSON(LM)TEL SEKI SER'B	SEDOL 5959378	- 3,872 00	3,875 82	- 1,484 18	0 00	2,331 71	59 95	0 00	2,381 66
18 Oct 01			- 3,872 00	3,875 82	- 1,484 18	0 00	2,331 71	59 95	0 00	2,381 66

The Northern Trust Company

Generated by The Northern Trust Company from periodic data on 21 Jan 03

LLZ

◆ Realized Gain/Loss Detail - Taxable

Trade Date Settle Date	Security Description Acquisition Date	Shares/Par	Proceeds	Cost	Realized gain/loss			Total	
					Short Term	Market Long Term	Translation	Short Term	Long Term
Sales									
Equities									
Total Sweden			417,801.88	- 929,133.55	- 188,170.77	- 338,528.88	13,369.08	- 174,861.64	- 338,489.93
Switzerland									
3 Dec 02	CREDIT SUISSE GRP CHF1(REGD)	- 5 123 00	117,983 81	- 165,907 47	0 00	- 62,598 34	14,654 88	0 00	- 47,943 68
8 Dec 02	SEDOL 7171589								
18 Sep 01		- 231 00	5 318 08	- 7,257 29	0 00	- 2,807 74	669 53	0 00	- 1,938 21
4 Oct 01		- 4,892 00	112,644 73	- 158,650 18	0 00	- 59,890 60	13,985 15	0 00	- 48,005 45
7 Feb 02	CREDIT SUISSE GRP CHF1(REGD)	- 2,384 00	85,713 42	- 115 747 71	- 28,313 24	0 00	- 1,721 05	- 30,034 29	0 00
12 Feb 02	SEDOL 7171589								
8 Feb 01		- 804 00	21,715 88	- 29,824 18	- 7,451 82	0 00	- 458 39	- 7,908 21	0 00
15 Feb 01		- 1,780 00	63,997 44	- 88,123 52	- 20,861 42	0 00	- 1,264 68	- 22 128 08	0 00
8 Feb 02	CREDIT SUISSE GRP CHF1(REGD)	- 3,478 00	127,054 08	- 188,278 58	- 38 887 01	0 00	- 2,358 47	- 41,225 48	0 00
13 Feb 02	SEDOL 7171589								
15 Feb 01		- 3,478 00	127,054 08	- 188,278 58	- 38 887 01	0 00	- 2,358 47	- 41,225 48	0 00
4 Dec 02	CREDIT SUISSE GRP CHF1(REGD)	- 888 00	22,320 10	- 30,282 78	0 00	- 11,177 63	3,214 84	0 00	- 7,962 89
9 Dec 02	SEDOL 7171589								
14 Sep 01		- 420 00	9,507 55	- 12,784 48	0 00	- 4,889 61	1,812 70	0 00	- 3 278 91
18 Sep 01		- 137 00	3,101 27	- 4,304 10	0 00	- 1,824 82	422 09	0 00	- 1,202 83
20 Sep 01		- 18 00	382 19	- 484 80	0 00	- 161 73	39 32	0 00	- 122 41
27 Sep 01		- 413 00	9,349 09	- 12,709 83	0 00	- 4,501 37	1,140 83	0 00	- 3,380 54
5 Feb 02	CREDIT SUISSE GRP CHF1(REGD)	- 309 00	11,191 32	- 15,348 40	0 00	- 3,895 78	- 461 32	0 00	- 4,157 08
8 Feb 02	SEDOL 7171589								
28 Jan 01		- 309 00	11,191 32	- 15,348 40	0 00	- 3,895 78	- 461 32	0 00	- 4,157 08
14 Feb 02	CREDIT SUISSE GRP CHF1(REGD)	- 3,369 00	123,071 42	- 128,582 83	- 1,524 87	0 00	- 3 868 54	- 5,481 41	0 00
19 Feb 02	SEDOL 7171589								
18 Feb 01		- 1 161 00	42,411 97	- 54 008 21	- 11,518 39	0 00	- 77 85	- 11 584 24	0 00
4 Oct 01		- 2,208 00	80,658 45	- 74,558 82	8,891 52	0 00	- 3,888 69	6,102 83	0 00
4 Feb 02	CREDIT SUISSE GRP CHF1(REGD)	- 302 00	11,058 51	- 15,000 70	0 00	- 3,405 68	- 538 51	0 00	- 3,944 19
7 Feb 02	SEDOL 7171589								
28 Jan 01		- 302 00	11,058 51	- 15,000 70	0 00	- 3,405 68	- 538 51	0 00	- 3,944 19

278

◆ Realized Gain/Loss Detail - Taxable

Trade Date Settle Date	Security Description Acquisition Date	Shares/Par	Proceeds	Cost	Realized gain/loss			Total	
					Short Term	Market Long Term	Translation	Short Term	Long Term
Sales									
Equities									
11 Feb 02	CREDIT SUISSE GRP CHF1(REGD)	- 545 00	20,159 38	- 28,524 40	- 1,278 87	- 4,809 14	- 479 23	- 1,344 53	- 5,020 51
14 Feb 02	SEDOL 7171589								
	26 Jan 01	- 427 00	15,794 58	- 20,815 09	0 00	- 4,609 14	- 411 37	0 00	- 5,020 51
	15 Feb 01	- 118 00	4 364 78	- 5 709 31	- 1 276 87	0 00	- 67 86	- 1,344 53	0 00
8 Feb 02	CREDIT SUISSE GRP CHF1(REGD)	- 1 221 00	43,598 18	- 60 386 23	- 5 278 45	- 10 277 88	- 1 232 86	- 5,603 38	- 11,188 69
11 Feb 02	SEDOL 7171589								
	28 Jan 01	- 801 00	28,599 94	- 39,788 63	0 00	- 10 277 88	- 809 03	0 00	- 11,188 69
	9 Feb 01	- 420 00	14,998 22	- 20,589 60	- 5,278 45	0 00	- 323 83	- 5,603 38	0 00
5 Dec 02	CREDIT SUISSE GRP CHF1(REGD)	- 883 00	22,568 59	- 27 727 03	0 00	- 7,467 61	2,307 17	0 00	- 5,160 44
10 Dec 02	SEDOL 7171589								
	20 Sep 01	- 328 00	7,529 85	- 9,834 30	0 00	- 3,233 54	828 09	0 00	- 2,404 45
	21 Sep 01	- 655 00	15,038 74	- 17 782 73	0 00	- 4 234 07	1 478 08	0 00	- 2,755 99
13 Feb 02	CREDIT SUISSE GRP CHF1(REGD)	- 892 00	32,357 78	- 42,582 69	- 4,208 39	- 5,737 22	- 291 30	- 4 088 34	- 8,148 57
18 Feb 02	SEDOL 7171589								
	28 Jan 01	- 483 00	17,883 84	- 24,032 41	0 00	- 5,737 22	- 411 35	0 00	- 6,148 57
	18 Feb 01	- 399 00	14,473 94	- 18 560 28	- 4,208 39	0 00	120 05	- 4,088 34	0 00
25 Oct 02	NOVARTIS AG CHF0 50(REGD)	- 4,000 00	149,137 09	- 148,103 02	- 7 891 52	- 7,002 75	15 028 34	800 87	- 868 80
30 Oct 02	SEDOL 7103085								
	27 May 99	- 898 00	33 408 75	- 31,789 77	0 00	1,277 88	339 12	0 00	1,616 98
	26 Apr 01	- 1,104 00	41,181 80	- 43,645 68	0 00	- 8,280 81	5,798 73	0 00	- 2,483 88
	8 Feb 02	- 672 00	25 055 03	- 24 461 13	- 2 434 12	0 00	3,028 02	583 80	0 00
	11 Feb 02	- 593 00	22,109 57	- 21 822 62	- 2 381 59	0 00	2,648 54	288 85	0 00
	12 Feb 02	- 849 00	24,197 49	- 24 180 88	- 2,820 38	0 00	2,838 89	18 51	0 00
	13 Feb 02	- 86 00	3,206 45	- 3 202 84	- 375 43	0 00	378 04	3 61	0 00
18 Apr 02	NOVARTIS AG CHF0 50(REGD)	- 2,870 00	119 548 28	- 117,418 52	- 1,427 57	0 00	3,557 33	2,129 78	0 00
23 Apr 02	SEDOL 7103085								
	28 Apr 01	- 2,528 24	101,784 82	- 89,951 89	- 1,215 19	0 00	3,028 22	1,813 03	0 00
	28 Apr 01	- 441 76	17,781 38	- 17,484 63	- 212 38	0 00	529 11	318 73	0 00
30 Jul 02	NOVARTIS AG CHF0 50(REGD)	- 450 00	17,850 43	- 17,780 37	0 00	- 2,442 28	2,602 32	0 00	160 06
5 Aug 02	SEDOL 7103085								
	28 Apr 01	- 450 00	17,850 43	- 17,780 37	0 00	- 2 442 28	2,602 32	0 00	160 06

◆ Realized Gain/Loss Detail - Taxable

Trade Date Settle Date	Security Description Acquisition Date	Shares/Par	Proceeds	Cost	Realized gain/loss			Total	
					Short Term	Market Long Term	Translation	Short Term	Long Term
Sales									
Equities									
9 Aug 02	SWISSCOM AG CHF8(REGD)	- 550 00	148,984 85	- 150,457 83	- 7,444 65	8,774 81	- 1,782 64	- 252 51	- 210 17
14 Aug 02	SEDOL 5533976								
7 Oct 98		- 251 00	88 452 24	- 88,662 41	0 00	8,774 81	- 8,984 78	0 00	- 210 17
13 Dec 01		- 122 00	33 271 61	- 33,427 72	- 3,241 81	0 00	3 085 50	- 158 11	0 00
14 Dec 01		- 72 00	18 835 70	- 18 806 83	- 1,700 35	0 00	1,729 22	28 87	0 00
17 Dec 01		- 105 00	28,835 40	- 28,760 67	- 2,502 69	0 00	2,377 42	- 125 27	0 00
12 Apr 02	SWISSCOM AG CHF8(REGD)	- 150 00	45,002 89	- 43,771 71	491 90	0 00	739 28	1,231 18	0 00
17 Apr 02	SEDOL 5533976								
23 Jan 02		- 53 00	15,801 02	- 15,817 64	242 45	0 00	40 93	293 38	0 00
1 Feb 02		- 37 00	11,100 71	- 10,602 87	165 68	0 00	332 16	487 84	0 00
20 Feb 02		- 34 00	10,200 66	- 9,999 70	8 78	0 00	192 18	200 96	0 00
22 Feb 02		- 26 00	7,800 50	- 7,551 50	74 98	0 00	174 01	249 00	0 00
15 Apr 02	SWISSCOM AG CHF8(REGD)	- 300 00	89,166 71	- 86,525 18	1,749 41	0 00	892 12	2 841 53	0 00
18 Apr 02	SEDOL 5533976								
10 Jan 02		- 33 00	8,808 34	- 8,566 02	271 87	0 00	- 29 55	242 32	0 00
11 Jan 02		- 42 00	12,483 34	- 12,189 65	341 22	0 00	- 47 53	293 69	0 00
21 Jan 02		- 35 00	10,402 78	- 10,172 30	245 43	0 00	- 14 95	230 48	0 00
23 Jan 02		- 6 00	1,783 33	- 1,768 04	18 16	0 00	- 2 87	15 29	0 00
25 Jan 02		- 41 00	12,186 12	- 11 894 96	133 23	0 00	57 93	191 16	0 00
26 Jan 02		- 35 00	10,402 78	- 10,029 03	120 46	0 00	253 29	373 75	0 00
30 Jan 02		- 37 00	10,897 23	- 10,548 34	192 29	0 00	256 60	448 89	0 00
5 Feb 02		- 35 00	10,402 78	- 9,961 13	187 25	0 00	244 40	441 85	0 00
6 Feb 02		- 36 00	10,700 01	- 10,285 71	229 50	0 00	174 80	404 30	0 00
16 Apr 02	SWISSCOM AG CHF8(REGD)	- 450 00	134 605 73	- 127,869 72	7,890 47	0 00	- 954 46	6,736 01	0 00
19 Apr 02	SEDOL 5533976								
13 Dec 01		- 48 00	14,357 84	- 13,151 89	1,344 99	0 00	- 138 94	1,206 05	0 00
18 Dec 01		- 52 00	15,554 44	- 14 418 31	1,438 43	0 00	- 300 30	1,136 13	0 00
7 Jan 02		- 43 00	12,862 33	- 12 428 45	548 01	0 00	- 114 13	433 88	0 00
8 Jan 02		- 36 00	10,788 45	- 10 307 38	554 50	0 00	- 93 43	461 07	0 00
9 Jan 02		- 39 00	11,665 83	- 11,134 68	800 01	0 00	- 68 84	531 17	0 00
10 Jan 02		- 78 00	23 331 66	- 22,810 59	778 75	0 00	- 57 68	721 07	0 00
14 Jan 02		- 55 00	18 451 81	- 15,793 55	707 56	0 00	- 49 30	658 26	0 00
15 Jan 02		- 36 00	10,768 46	- 10,227 92	607 76	0 00	- 87 22	540 54	0 00
16 Jan 02		- 83 00	18 844 81	- 17,796 97	1,112 46	0 00	- 64 62	1 047 84	0 00
Total Switzerland			1,322,454 63	- 1,489,293 96	- 86,399 59	- 109,839 44	29,189 70	- 74,398 49	- 92,440 84

280

◆ Realized Gain/Loss Detail - Taxable

Trade Date Settle Date	Security Description Acquisition Date	Shares/Par	Proceeds	Cost	Realized gain/loss			Total	
					Short Term	Market Long Term	Translation	Short Term	Long Term
Sales									
Equities									
Taiwan									
8 Aug 02	ADR TAIWAN SEMICONDUCTOR MFG CO LTD	- 21,000 00	174,958 30	- 407,188 58	- 186,563 49	- 45,888 77	0 00	- 186,563 49	- 45,888 77
13 Aug 02	ISINUS8740381003 SEDOL 2113382								
18 Oct 00		- 1 000 00	8,331 35	- 21,081 20	0 00	- 12,749 85	0 00	0 00	- 12,749 85
30 Oct 00		- 500 00	4,165 87	- 10,387 35	0 00	- 6,221 88	0 00	0 00	- 6,221 88
19 Dec 00		- 1,700 00	14,163 29	- 30,715 77	0 00	- 16,552 48	0 00	0 00	- 16,552 48
8 Feb 01		- 800 00	6,665 08	- 18,807 84	0 00	- 10,142 78	0 00	0 00	- 10,142 78
11 Mar 02		- 6,000 00	49,888 09	- 120,000 00	- 70,011 81	0 00	0 00	- 70,011 81	0 00
14 May 02		- 1,000 00	8 331 35	- 18,783 40	- 10,432 05	0 00	0 00	- 10,432 05	0 00
14 May 02		- 10,000 00	83,313 47	- 189,433 00	- 106,118 53	0 00	0 00	- 106,118 53	0 00
Total Taiwan			174,958 30	- 407,188 58	- 186,563 49	- 45,888 77	0 00	- 186,563 49	- 45,888 77
United Kingdom									
11 Mar 02	ASTRAZENECA USD PAR 25	- 8 100 00	302 714 81	- 269 320 19	0 00	72 402 28	- 39 007 56	0 00	33,394 72
14 Mar 02	SEDOL 0989528								
3 Apr 98		- 2,300 00	114,138 41	- 99,302 38	0 00	29,048 10	- 14,210 07	0 00	14 836 03
6 Apr 98		- 1 200 00	59,550 47	- 52,744 85	0 00	14,369 71	- 7,564 09	0 00	8,805 62
7 Apr 98		- 1 300 00	64 513 01	- 59,238 81	0 00	13 868 02	- 8,888 82	0 00	5,278 10
8 Apr 98		- 1,300 00	64 513 02	- 58,038 05	0 00	15 020 45	- 8 543 48	0 00	8 478 97
8 Feb 02	GLAXOSMITHKLINE ORD GBP0 25	10,800 00	257 438 25	- 302 918 52	0 00	- 27,698 76	- 17 781 51	0 00	- 45,480 27
13 Feb 02	SEDOL 0925288								
27 Jun 00		- 10,800 00	257 438 25	- 302 918 52	0 00	- 27,698 76	- 17,781 51	0 00	- 45,480 27
8 Feb 02	HBOS ORD GBP0 25	- 22 800 00	269 651 33	- 184 913 57	0 00	79,558 73	- 4 820 97	0 00	74 737 78
13 Feb 02	SEDOL 3058750								
3 Nov 00		- 22,800 00	269 651 33	- 184 913 57	0 00	79,558 73	- 4 820 97	0 00	74,737 78
7 Nov 02	HBOS ORD GBP0 25	- 21,500 00	242 538 88	- 231,408 24	10,830 68	0 00	202 08	11,132 72	0 00
12 Nov 02	SEDOL 3058750								
30 Jul 02		- 21,500 00	242,538 88	- 231,408 24	10,830 68	0 00	202 08	11,132 72	0 00

12/02 10 DEC 02

◆ Realized Gain/Loss Detail - Taxable

Trade Date Settle Date	Security Description Acquisition Date	Shares/Par	Proceeds	Cost	Realized gain/loss			Total	
					Short Term	Market Long Term	Translation	Short Term	Long Term
Sales									
Equities									
15 Mar 02	MARKS & SPENCER ORD 25P	- 31,000 00	181,301 47	- 121,252 78	41,398 47	0 00	- 1 348 78	40,048 71	0 00
20 Mar 02	SEDOL 0585402								
6 Apr 01		- 2,800 00	14,569 17	- 10,400 84	4,225 53	0 00	- 57 20	4,168 33	0 00
12 Apr 01		- 1,400 00	7,284 58	- 5,159 14	2,172 21	0 00	- 48 77	2 125 44	0 00
20 Apr 01		- 15,800 00	81,171 08	- 61,373 10	20,488 87	0 00	- 688 81	19,797 88	0 00
26 Apr 01		- 11,200 00	58,276 68	- 44,318 68	14,533 88	0 00	- 578 88	13,956 88	0 00
7 Mar 02	PRUDENTIAL PLC 5P	- 26,500 00	263,458 15	- 388,238 25	- 8,217 14	- 107,537 80	- 8,025 18	- 9,556 85	- 115,223 15
12 Mar 02	SEDOL 0709954								
29 Nov 00		- 2,500 00	24,854 54	- 38,295 41	0 00	- 13,521 48	80 58	0 00	- 13,440 87
1 Dec 00		- 1,500 00	14,912 73	- 22,824 52	0 00	- 7,785 80	74 01	0 00	- 7,711 79
8 Dec 00		- 5,200 00	51,697 45	- 81,018 80	0 00	- 28 208 87	- 1,108 58	0 00	- 29,318 45
15 Dec 00		- 4,700 00	48 728 54	- 74,237 28	0 00	- 25,088 28	- 2,411 44	0 00	- 27 510 72
22 Dec 00		- 1,800 00	17,885 27	- 28,708 88	0 00	- 8,788 84	- 1,026 87	0 00	- 10,813 71
3 Jan 01		- 800 00	7,853 45	- 13 135 88	0 00	- 4,537 70	- 644 71	0 00	- 5,182 41
5 Jan 01		- 2 700 00	28,842 91	- 43 268 58	0 00	- 14,369 73	2,055 82	0 00	- 18,425 85
10 Jan 01		- 800 00	7,853 45	- 12,772 00	0 00	- 4,227 12	- 591 43	0 00	- 4,818 55
15 Mar 01		- 6,500 00	64,621 81	- 74 178 78	- 8,217 14	0 00	- 1,339 81	- 9,556 85	0 00
15 Feb 02	REUTERS GROUP ORD GBP0 25	- 3,253 00	24,782 88	- 34,129 78	0 00	- 6,402 07	- 2,965 04	0 00	- 9,367 11
20 Feb 02	SEDOL 0238913								
18 Feb 88		- 3,253 00	24,782 88	- 34,129 78	0 00	- 6,402 07	- 2,965 04	0 00	- 9 367 11
8 Feb 02	REUTERS GROUP ORD GBP0 25	- 20,200 00	170,847 28	- 238,703 24	- 35,819 89	- 14,864 85	- 17,371 24	- 37,858 11	- 29,899 87
13 Feb 02	SEDOL 0238913								
18 Feb 88		- 14,700 00	124,329 44	- 154,229 31	0 00	- 14,864 85	- 15 035 02	0 00	- 29,899 87
14 Feb 01		- 5,500 00	46,517 82	- 84,473 93	- 35,819 89	0 00	- 2,338 22	- 37,858 11	0 00
14 Feb 02	REUTERS GROUP ORD GBP0 25	- 3,000 00	22,882 38	- 31 475 37	0 00	- 5 818 04	- 2,668 85	0 00	- 8 482 89
19 Feb 02	SEDOL 0238913								
18 Feb 88		- 3,000 00	22,882 38	- 31,475 37	0 00	- 5 818 04	- 2,668 85	0 00	- 8,482 89
11 Feb 02	REUTERS GROUP ORD GBP0 25	- 800 00	5,085 93	- 8 295 07	0 00	- 608 40	- 582 74	0 00	- 1,189 14
14 Feb 02	SEDOL 0238913								
18 Feb 88		- 800 00	5,085 93	- 8,295 07	0 00	- 608 40	- 582 74	0 00	- 1,189 14
13 Feb 02	REUTERS GROUP ORD GBP0 25	- 17,900 00	137,812 21	- 187 803 04	0 00	- 33,840 30	- 18 050 53	0 00	- 48,890 83
18 Feb 02	SEDOL 0238913								

282

◆ **Realized Gain/Loss Detail - Taxable**

Trade Date Security Description Shares/Par Proceeds Cost Short Term Long Term Market Translation Short Term Total Long Term
 Realized gain/loss

Sales

Equities

18 Feb 88	SHELL TRANSP&TRDG ORD GBP0 25(REGD)	137,812 21	- 187,803 04	- 33,940 30	- 18,050 53	0 00	0 00	- 49,890 83
18 Jan 02	SHELL TRANSP&TRDG ORD GBP0 25(REGD)	27,432 53	- 34,452 02	- 7,381 83	342 34	0 00	0 00	- 7,019 49
21 Jan 02	SEDOL 0803414							
13 Nov 00		27,432 53	- 34,452 02	- 7,381 83	342 34	0 00	0 00	- 7,019 49
22 Jan 02	SHELL TRANSP&TRDG ORD GBP0 25(REGD)	50,233 03	- 63,162 03	- 13,205 71	276 71	0 00	0 00	- 12,829 00
25 Jan 02	SEDOL 0803414							
13 Nov 00		50,233 03	- 63,162 03	- 13,205 71	276 71	0 00	0 00	- 12,829 00
8 Jan 02	SHELL TRANSP&TRDG ORD GBP0 25(REGD)	77,378 02	- 83,687 78	- 17,211 11	801 35	0 00	0 00	- 18,309 76
11 Jan 02	SEDOL 0803414							
10 Nov 00		77,378 02	- 83,687 78	- 17,211 11	801 35	0 00	0 00	- 18,309 76
8 Jan 02	SHELL TRANSP&TRDG ORD GBP0 25(REGD)	187,635 87	- 225,179 40	- 39,710 18	2,188 43	0 00	0 00	- 37,543 73
11 Jan 02	SEDOL 0803414							
10 Nov 00		187,635 87	- 225,179 40	- 39,710 18	2,188 43	0 00	0 00	- 37,543 73
11 Jan 02	SHELL TRANSP&TRDG ORD GBP0 25(REGD)	63,792 83	- 78,894 87	- 16,243 32	1,141 18	0 00	0 00	- 15,102 14
16 Jan 02	SEDOL 0803414							
10 Nov 00		63,792 83	- 78,894 87	- 16,243 32	1,141 18	0 00	0 00	- 15,102 14
10 Jan 02	SHELL TRANSP&TRDG ORD GBP0 25(REGD)	64,053 62	- 78,894 97	- 15,898 73	855 38	0 00	0 00	- 14,841 35
15 Jan 02	SEDOL 0803414							
10 Nov 00		64,053 62	- 78,894 97	- 15,898 73	855 38	0 00	0 00	- 14,841 35
18 Jan 02	SHELL TRANSP&TRDG ORD GBP0 25(REGD)	32,395 24	- 41,014 31	- 8,809 88	190 81	0 00	0 00	- 8,818 07
23 Jan 02	SEDOL 0803414							
13 Nov 00		32,395 24	- 41,014 31	- 8,809 88	190 81	0 00	0 00	- 8,818 07
24 Jan 02	SHELL TRANSP&TRDG ORD GBP0 25(REGD)	42,843 73	- 51,491 13	- 8,665 76	18 38	0 00	0 00	- 8,647 40
29 Jan 02	SEDOL 0803414							
8 Nov 00		42,843 73	- 51,491 13	- 8,665 76	18 38	0 00	0 00	- 8,647 40
8 Jan 02	SHELL TRANSP&TRDG ORD GBP0 25(REGD)	81,401 15	- 112,589 70	- 22,594 73	1,408 18	0 00	0 00	- 21,188 55
14 Jan 02	SEDOL 0803414							
10 Nov 00		81,401 15	- 112,589 70	- 22,594 73	1,408 18	0 00	0 00	- 21,188 55

The Northern Trust Company

Generated by The Northern Trust Company from periodic data on 21 Jan 03

◆ Realized Gain/Loss Detail - Taxable

Trade Date Settle Date	Security Description Acquisition Date	Shares/Par	Proceeds	Cost	Realized gain/loss			Total	
					Short Term	Market Long Term	Translation	Short Term	Long Term
Sales									
Equities									
23 Jan 02	SHELL TRNSPT&TRDG ORD GBP0 25(REGD)	- 3,500 00	22,714 87	- 28,631 33	0 00	- 5,893 81	- 22 85	0 00	- 5,916 66
28 Jan 02	SEDOL 0803414								
9 Nov 00		- 500 00	3,244 85	- 4,022 74	0 00	- 788 58	8 79	0 00	- 779 79
13 Nov 00		- 3,000 00	18,469 72	- 24,608 59	0 00	- 5,107 23	- 31 84	0 00	- 5,138 87
14 Jan 02	SHELL TRNSPT&TRDG ORD GBP0 25(REGD)	- 18,500 00	121,383 38	- 151,978 79	0 00	- 32,455 54	1,860 13	0 00	- 30,595 41
17 Jan 02	SEDOL 0803414								
10 Nov 00		- 14,700 00	88,450 58	- 120,807 82	0 00	- 25,934 89	1,577 85	0 00	- 24,357 34
13 Nov 00		- 3,800 00	24,832 80	- 31,170 87	0 00	- 6,520 55	282 48	0 00	- 6,238 07
20 May 02	TATE & LYLE ORD GBP0 25	- 5,500 00	28,880 11	- 41,785 39	0 00	- 8,220 85	- 4,694 43	0 00	- 12,915 28
23 May 02	SEDOL 0875413								
20 May 97		- 5,500 00	28,880 11	- 41,785 39	0 00	- 8,220 85	- 4,694 43	0 00	- 12,915 28
12 Aug 02	TATE & LYLE ORD GBP0 25	- 1,000 00	5,198 58	- 7,534 59	0 00	- 1,805 50	- 532 53	0 00	- 2,338 03
15 Aug 02	SEDOL 0875413								
14 May 97		- 1,000 00	5,198 58	- 7,534 59	0 00	- 1,805 50	- 532 53	0 00	- 2,338 03
22 May 02	TATE & LYLE ORD GBP0 25	- 8,000 00	40,004 83	- 60,412 28	0 00	- 13,584 71	- 6,842 75	0 00	- 20,407 46
27 May 02	SEDOL 0875413								
14 May 97		- 5,800 00	28,503 58	- 44,454 05	0 00	- 9,948 21	- 5,002 28	0 00	- 14,850 49
20 May 97		- 2,100 00	10,501 27	- 15,858 24	0 00	- 3,618 50	- 1,840 47	0 00	- 5,458 97
1 Aug 02	TATE & LYLE ORD GBP0 25	- 1,100 00	5,473 40	- 8,288 04	0 00	- 2,418 85	- 395 79	0 00	- 2,814 64
6 Aug 02	SEDOL 0875413								
14 May 97		- 1,100 00	5,473 40	- 8,288 04	0 00	- 2,418 85	- 395 79	0 00	- 2,814 64
5 Aug 02	TATE & LYLE ORD GBP0 25	- 3,100 00	18,043 82	- 23,357 21	0 00	- 6,302 33	- 1,011 08	0 00	- 7,313 39
8 Aug 02	SEDOL 0875413								
14 May 97		- 3,100 00	18,043 82	- 23,357 21	0 00	- 6,302 33	- 1,011 08	0 00	- 7,313 39
2 Aug 02	TATE & LYLE ORD GBP0 25	- 4,200 00	21,707 25	- 31,645 28	0 00	- 8,294 82	- 1,643 39	0 00	- 9,938 01
7 Aug 02	SEDOL 0875413								
14 May 97		- 4,200 00	21,707 25	- 31,645 28	0 00	- 8,294 82	- 1,643 39	0 00	- 9,938 01

284

◆ Realized Gain/Loss Detail - Taxable

Trade Date Security Description Shares/Par Proceeds Cost Short Term Long Term Market Short Term Translation Total
 Realized gain/loss

Sales

Equities

31 Jul 02	TATE & LYLE ORD GBP0 25	SEDOL 0875413	- 1,700 00	8,401 49	- 12,808 78	- 3,688 04	- 538 28	0 00	- 4,407 30
5 Aug 02	SEDOL 0875413		- 1,700 00	8,401 49	- 12,808 78	- 3,688 04	- 538 28	0 00	- 4,407 30
14 May 87			- 1,700 00	8,401 49	- 12,808 79	- 3,688 04	- 538 28	0 00	- 4,407 30
18 Jul 02	TATE & LYLE ORD GBP0 25	SEDOL 0875413	- 1,000 00	5,098 48	- 7,534 58	- 2,098 18	- 338 80	0 00	- 2,438 08
23 Jul 02	SEDOL 0875413		- 1,000 00	5,098 48	- 7,534 58	- 2,098 18	- 338 80	0 00	- 2,438 08
14 May 87			- 1,000 00	5,098 49	- 7,534 58	- 2,099 19	- 338 80	0 00	- 2,438 09
1 Aug 02	TATE & LYLE ORD GBP0 25	SEDOL 0875413	- 3,300 00	16,820 10	- 24,884 13	- 8,858 82	- 1,187 41	0 00	- 8,044 03
8 Aug 02	SEDOL 0875413		- 3,300 00	16,820 10	- 24,884 13	- 8,858 82	- 1,187 41	0 00	- 8,044 03
14 May 97			- 3,300 00	16,820 10	- 24,884 13	- 8,858 82	- 1,187 41	0 00	- 8,044 03
8 Aug 02	TATE & LYLE ORD GBP0 25	SEDOL 0875413	- 1,000 00	5,094 74	- 7,534 59	- 1,850 50	- 489 35	0 00	- 2,438 85
13 Aug 02	SEDOL 0875413		- 1,000 00	5,094 74	- 7,534 59	- 1,850 50	- 489 35	0 00	- 2,438 85
14 May 87			- 1,000 00	5,094 74	- 7,534 59	- 1,850 50	- 489 35	0 00	- 2,438 85
8 Aug 02	TATE & LYLE ORD GBP0 25	SEDOL 0875413	- 1,000 00	5,125 11	- 7,534 58	- 1,808 52	- 502 85	0 00	- 2,409 47
14 Aug 02	SEDOL 0875413		- 1,000 00	5,125 11	- 7,534 58	- 1,808 52	- 502 85	0 00	- 2,409 47
14 May 87			- 1,000 00	5,125 11	- 7,534 58	- 1,808 52	- 502 85	0 00	- 2,409 47
24 May 02	TATE & LYLE ORD GBP0 25	SEDOL 0875413	- 9,600 00	43,403 85	- 64,787 42	- 13,987 87	- 7,425 80	0 00	- 21,383 77
29 May 02	SEDOL 0875413		- 9,600 00	43,403 85	- 64,787 42	- 13,987 87	- 7,425 80	0 00	- 21,383 77
14 May 87			- 9,600 00	43,403 85	- 64,787 42	- 13,987 87	- 7,425 80	0 00	- 21,383 77
14 May 87	TATE & LYLE ORD GBP0 25	SEDOL 0875413	- 2,300 00	11,787 08	- 17,329 54	- 4,642 53	- 889 85	0 00	- 5,542 48
7 Aug 02	SEDOL 0875413		- 2,300 00	11,787 08	- 17,329 54	- 4,642 53	- 889 85	0 00	- 5,542 48
14 May 87			- 2,300 00	11,787 08	- 17,329 54	- 4,642 53	- 889 85	0 00	- 5,542 48
15 Aug 02	TATE & LYLE ORD GBP0 25	SEDOL 0875413	- 1,000 00	5,523 27	- 7,534 58	- 1,589 71	- 441 80	0 00	- 2,011 31
20 Aug 02	SEDOL 0875413		- 1,000 00	5,523 27	- 7,534 58	- 1,589 71	- 441 80	0 00	- 2,011 31
14 May 87			- 1,000 00	5,523 27	- 7,534 58	- 1,589 71	- 441 80	0 00	- 2,011 31
2 May 02	TATE & LYLE ORD GBP0 25	SEDOL 0875413	- 29,000 00	150,381 13	- 212,541 30	- 38,790 78	- 23,389 39	0 00	- 82,180 17
8 May 02	SEDOL 0875413		- 29,000 00	150,381 13	- 212,541 30	- 38,790 78	- 23,389 39	0 00	- 82,180 17
15 May 87			- 29,000 00	150,381 13	- 212,541 30	- 38,790 78	- 23,389 39	0 00	- 82,180 17
20 May 87	TATE & LYLE ORD GBP0 25	SEDOL 0875413	- 12,800 00	61,087 81	- 98,029 20	- 17,818 34	- 10,939 34	0 00	- 33,424 49
15 May 87	SEDOL 0875413		- 12,800 00	61,087 81	- 98,029 20	- 17,818 34	- 10,939 34	0 00	- 33,424 49
20 May 87			- 12,800 00	61,087 81	- 98,029 20	- 17,818 34	- 10,939 34	0 00	- 33,424 49

582

◆ Realized Gain/Loss Detail - Taxable

Trade Date Settle Date	Security Description Acquisition Date	Shares/Par	Proceeds	Cost	Realized gain/loss			Total	
					Short Term	Market Long Term	Translation	Short Term	Long Term
Sales									
Equities									
30 Jul 02 2 Aug 02	TATE & LYLE ORD GBP0 25 SEDOL 0875413	- 1,100 00	5,347 24	- 8,288 04	0 00	- 2,523 48	- 417 31	0 00	- 2,940 80
	14 May 87	- 1,100 00	5,347 24	- 8,288 04	0 00	- 2,523 48	- 417 31	0 00	- 2,940 80
7 Aug 02 12 Aug 02	TATE & LYLE ORD GBP0 25 SEDOL 0875413	- 1,200 00	8 088 60	- 9,041 50	0 00	- 2,380 14	- 582 78	0 00	- 2,952 90
	14 May 87	- 1,200 00	8 088 60	- 9,041 50	0 00	- 2,380 14	- 582 78	0 00	- 2,952 90
13 Aug 02 16 Aug 02	TATE & LYLE ORD GBP0 25 SEDOL 0875413	- 1,800 00	8,328 83	- 12,055 34	0 00	- 2,922 07	- 808 44	0 00	- 3,728 51
	14 May 87	- 1,800 00	8,328 83	- 12,055 34	0 00	- 2,922 07	- 808 44	0 00	- 3,728 51
6 Aug 02 8 Aug 02	TATE & LYLE ORD GBP0 25 SEDOL 0875413	- 1,000 00	5,125 07	- 7,534 58	0 00	- 2,089 60	- 339 81	0 00	- 2,409 51
	14 May 87	- 1,000 00	5,125 07	- 7,534 58	0 00	- 2,089 60	- 339 81	0 00	- 2,409 51
13 Mar 02 18 Mar 02	UNILEVER PLC ORD GBP0 014 SEDOL 0574873	- 15,900 00	130,081 75	- 148,058 34	0 00	- 544 81	- 18,431 88	0 00	- 18,978 59
	12 Aug 89	- 15,900 00	130,081 75	- 148,058 34	0 00	- 544 81	- 18,431 88	0 00	- 18,978 59
Total United Kingdom			3,183,765.80	- 3,687,922.58	8,492 10	- 359,483.42	- 173,185 34	3,688 37	- 527,825 03
United States									
28 Mar 02 3 Apr 02	#REORG NRG ENERGY INC STK MERGER TO XCELENERGY 2948712 EFF 6/3/02 SEDOL 2582088	- 600 00	7 197 25	- 17,543 85	- 10,348 40	0 00	0 00	- 10,348 40	0 00
	20 Apr 01	- 100 00	1,188 54	- 3,333 85	- 2,134 41	0 00	0 00	- 2,134 41	0 00
	4 Jun 01	- 500 00	5,997 71	- 14,209 70	- 8,211 99	0 00	0 00	- 8 211 99	0 00
27 Mar 02 2 Apr 02	#REORG NRG ENERGY INC STK MERGER TO XCELENERGY 2948712 EFF 6/3/02 SEDOL 2582088	- 2,700 00	31,879 83	- 80,018 65	- 58,038 72	0 00	0 00	- 58,038 72	0 00
	20 Apr 01	- 2,700 00	31 879 83	- 80,018 65	- 58 038 72	0 00	0 00	- 58 038 72	0 00

286

Realized Gain/Loss Detail - Taxable

Trade Date Security Description
 Realized gain/loss
 Market
 Short Term
 Long Term
 Translation
 Short Term
 Long Term
 Total

Sales

Equities

Trade Date	Security Description	Shares/Par	Proceeds	Cost	Short Term	Long Term	Translation	Short Term	Long Term	Total
28 Mar 02	#REORG NRG ENERGY INC STK MERGER TO XCELENERGY 2948712 EFF 6/3/02	- 700 00	9,089 29	- 23 613 10	- 14 523 81	0 00	0 00	- 14 523 81	0 00	0 00
18 Apr 01										
22 Mar 02	#REORG NRG ENERGY INC STK MERGER TO XCELENERGY 2948712 EFF 6/3/02	- 500 00	6,545 40	- 18 893 30	- 10 347 80	0 00	0 00	- 10,347 80	0 00	0 00
18 Apr 01										
20 Apr 01		- 100 00	1,309 08	- 3 373 30	- 2,064 22	0 00	0 00	- 2,064 22	0 00	0 00
20 Apr 01		400 00	5 236 32	- 13 520 00	- 8 283 68	0 00	0 00	- 8,283 68	0 00	0 00
26 Mar 02	#REORG NRG ENERGY INC STK MERGER TO XCELENERGY 2948712 EFF 6/3/02	- 4 500 00	53,092 90	- 150 814 75	- 97,721 85	0 00	0 00	- 97,721 85	0 00	0 00
19 Apr 01										
19 Apr 01		- 2,000 00	23 598 84	- 67,468 00	- 43,889 18	0 00	0 00	- 43,889 18	0 00	0 00
20 Apr 01		- 2,500 00	29 488 08	- 83,348 75	- 53,852 69	0 00	0 00	- 53,852 69	0 00	0 00
20 Feb 02	#REORG USA ED INC NAME CHNG TO SLM CORP	- 1,000 00	81 853 41	- 37,751 30	0 00	0 00	0 00	54,202 11	0 00	54,202 11
1 Sep 88										
25 Feb 02	#REORG USA ED INC NAME CHNG TO SLM CORP	- 1,200 00	110,560 82	- 45,301 58	0 00	0 00	0 00	65,259 28	0 00	65,259 28
28 Feb 02										
25 Feb 02	#REORG USA ED INC NAME CHNG TO SLM CORP	- 1,200 00	110,560 82	- 45,301 58	0 00	0 00	0 00	65,259 28	0 00	65,259 28
28 Feb 02										
15 Feb 02	#REORG USA ED INC NAME CHNG TO SLM CORP	100 00	9 252 18	- 3,775 13	0 00	0 00	0 00	5,477 05	0 00	5,477 05
21 Feb 02										
1 Sep 88		100 00	9,252 18	- 3,775 13	0 00	0 00	0 00	5,477 05	0 00	5,477 05

The Northern Trust Company

Generated by The Northern Trust Company from periodic data on 21 Jan 03

287

◆ Realized Gain/Loss Detail - Taxable

Trade Date Settle Date	Security Description Acquisition Date	Shares/Par	Proceeds	Cost	Realized gain/loss			Total	
					Short Term	Market Long Term	Translation	Short Term	Long Term
Sales									
Equities									
18 Feb 02	#REORG USA ED INC NAME CHNG TO SLM CORP	- 600 00	55,308 32	- 22,850 78	0 00	32,855 54	0 00	0 00	32,855 54
22 Feb 02	2774295 EFF 5/20/02 SEDOL 232981U								
1 Sep 98		- 600 00	55,308 32	- 22,850 78	0 00	32,855 54	0 00	0 00	32,855 54
28 Feb 02	#REORG USA ED INC NAME CHNG TO SLM CORP	- 200 00	18,730 89	- 7 550 28	0 00	11,180 73	0 00	0 00	11,180 73
1 Mar 02	2774295 EFF 5/20/02 SEDOL 232981U								
1 Sep 98		- 200 00	18,730 89	- 7 550 28	0 00	11 180 73	0 00	0 00	11,180 73
28 Feb 02	#REORG USA ED INC NAME CHNG TO SLM CORP	- 1,000 00	83,251 20	- 37,751 30	0 00	55,499 90	0 00	0 00	55,499 90
1 Mar 02	2774295 EFF 5/20/02 SEDOL 232981U								
1 Sep 98		- 1,000 00	83,251 20	- 37,751 30	0 00	55,499 90	0 00	0 00	55,499 90
27 Feb 02	#REORG USA ED INC NAME CHNG TO SLM CORP	- 200 00	18,581 38	- 7,550 28	0 00	11,041 10	0 00	0 00	11,041 10
4 Mar 02	2774295 EFF 5/20/02 SEDOL 232981U								
1 Sep 98		- 200 00	18,581 38	- 7,550 28	0 00	11,041 10	0 00	0 00	11,041 10
15 Feb 02	#REORG USA ED INC NAME CHNG TO SLM CORP	- 500 00	48,247 10	- 18,875 85	0 00	27,371 45	0 00	0 00	27,371 45
21 Feb 02	2774295 EFF 5/20/02 SEDOL 232981U								
1 Sep 98		- 500 00	48,247 10	- 18 875 85	0 00	27,371 45	0 00	0 00	27,371 45
7 Nov 02	#REORG/AT&T CORP REV SPLT TO AT&T CORP	- 5 600 00	78 157 89	- 82,024 54	- 5,888 85	0 00	0 00	- 5 888 85	0 00
13 Nov 02	NEW SEC #2000829 EFF 11/18/02 SEDOL 2030577								
17 Apr 02		- 2,800 00	39,438 80	- 42,854 75	- 3,415 95	0 00	0 00	- 3 415 95	0 00
18 Apr 02		- 1,100 00	14 959 55	- 18,130 73	- 1,171 18	0 00	0 00	- 1 171 18	0 00
18 Apr 02		- 1,400 00	19,039 42	- 20,242 18	- 1,202 76	0 00	0 00	- 1,202 76	0 00
24 Apr 02		- 200 00	2,719 82	- 2,796 88	- 78 88	0 00	0 00	- 78 88	0 00
2 Jan 02	#REORG/AT&T CORP REV SPLT TO AT&T CORP	- 400 00	7,337 48	- 6,335 88	1,001 52	0 00	0 00	1,001 52	0 00
7 Jan 02	NEW SEC #2000829 EFF 11/18/02 SEDOL 2030577								
19 Jun 01		- 400 00	7,337 48	- 6,335 88	1,001 52	0 00	0 00	1 001 52	0 00

282

◆ Realized Gain/Loss Detail - Taxable

Trade Date Security Description
 Sell Date Acquisition Date
 Shares/Par Proceeds Cost
 Short Term Long Term Market
 Realized gain/loss
 Short Term Long Term Total

Equities

Sales

Trade Date	Security Description	Sell Date	Acquisition Date	Shares/Par	Proceeds	Cost	Short Term	Long Term	Market	Realized gain/loss
3 Jan 02	#REGORG/AT&T CORP REV SPLT TO AT&T CORP NEW SEC #2000829 EFF 11/18/02 SEDOL 2030577			- 400 00	7,432 72	- 6,335 98	1,096 78	0 00	1,096 78	0 00
8 Jan 02	#REGORG/AT&T CORP REV SPLT TO AT&T CORP NEW SEC #2000829 EFF 11/18/02 SEDOL 2030577			- 400 00	7,432 72	- 6,335 88	1,096 78	0 00	1,096 78	0 00
11 Nov 02	#REGORG/AT&T CORP REV SPLT TO AT&T CORP NEW SEC #2000829 EFF 11/18/02 SEDOL 2030577			- 1,200 00	18,319 50	- 16,758 42	- 438 82	0 00	- 438 92	0 00
23 Apr 02				- 600 00	8,159 75	8,367 78	- 208 03	0 00	- 208 03	0 00
24 Apr 02				- 600 00	8,159 75	- 8,390 84	- 230 88	0 00	- 230 88	0 00
8 Nov 02	#REGORG/AT&T CORP REV SPLT TO AT&T CORP NEW SEC #2000829 EFF 11/18/02 SEDOL 2030577			- 3,400 00	47,400 34	- 53,324 43	- 418 11	- 5,505 98	- 418 11	- 5,505 98
12 Nov 02	#REGORG/AT&T CORP REV SPLT TO AT&T CORP NEW SEC #2000829 EFF 11/18/02 SEDOL 2030577			- 2,900 00	40,429 70	- 45,935 88	0 00	- 5,505 88	0 00	- 5,505 88
17 Apr 02				- 500 00	6,870 64	- 7,388 75	- 418 11	0 00	- 418 11	0 00
2 Jan 02	#REGORG/AT&T CORP REV SPLT TO AT&T CORP NEW SEC #2000829 EFF 11/18/02 SEDOL 2030577			- 2,600 00	47,834 43	- 41,183 72	6,750 71	0 00	6,750 71	0 00
7 Jan 02	#REGORG/AT&T CORP REV SPLT TO AT&T CORP NEW SEC #2000829 EFF 11/18/02 SEDOL 2030577			- 2,600 00	47,834 43	- 41,183 72	6,750 71	0 00	6,750 71	0 00
19 Jun 01				- 2,600 00	47,834 43	- 41,183 72	6,750 71	0 00	6,750 71	0 00
30 May 02	ADELPHIA COMMUNICATIONS CORP CL A SEDOL 2007858			- 8,500 00	12,539 61	- 248,577 00	- 238,037 39	0 00	- 238,037 39	0 00
4 Jun 02	ADELPHIA COMMUNICATIONS CORP CL A SEDOL 2007858			- 8,500 00	12,539 61	- 248,577 00	- 238,037 39	0 00	- 238,037 39	0 00
1 Feb 02				- 9,500 00	12,539 61	- 248,577 00	- 238,037 39	0 00	- 238,037 39	0 00
9 Jul 02	ADVANCED MED OPTICS INC COM SEDOL 2853298			- 2,200 00	20,195 38	- 23,191 20	- 2,995 82	0 00	- 2,995 82	0 00
12 Jul 02	ADVANCED MED OPTICS INC COM SEDOL 2853298			- 2,200 00	20,195 38	- 23,191 20	- 2,995 82	0 00	- 2,995 82	0 00
16 Apr 02				- 88 89	815 98	- 835 18	- 119 20	0 00	- 119 20	0 00
17 Apr 02				- 22 22	204 00	- 236 47	- 32 47	0 00	- 32 47	0 00
17 Apr 02				- 111 11	1,019 97	- 1,185 10	- 165 13	0 00	- 165 13	0 00
18 Apr 02				- 111 11	1,019 87	- 1,181 31	- 171 34	0 00	- 171 34	0 00
19 Apr 02				- 111 11	1,018 87	- 1,212 49	- 192 52	0 00	- 192 52	0 00
22 Apr 02				- 488 89	4,487 88	- 5,183 83	- 708 07	0 00	- 708 07	0 00
23 Apr 02				- 111 11	1,019 86	- 1,183 71	- 163 75	0 00	- 163 75	0 00
23 Apr 02				- 155 56	1,427 86	- 1,655 83	- 227 87	0 00	- 227 87	0 00
24 Apr 02				- 133 33	1,223 86	- 1,428 81	- 204 85	0 00	- 204 85	0 00
24 Apr 02				- 66 87	611 88	- 714 60	- 102 82	0 00	- 102 82	0 00
25 Apr 02				- 88 89	815 98	- 921 48	- 105 50	0 00	- 105 50	0 00

The Northern Trust Company

Generated by The Northern Trust Company from periodic data on 21 Jan 03

Realized Gain/Loss Detail - Taxable

Trade Date Security Description Shares/Par Proceeds Cost Short Term Long Term Market Realized gain/loss Total

Settle Date Acquisition Date Short Term Long Term

Sales

Equities

25 Oct 02	AIR PROD & CHEM INC COM	SEDOL 2011602	- 3,300 00	140 080 77	- 151,722 69	0 00	- 11,641 82	0 00	- 11,641 82
-----------	-------------------------	---------------	------------	------------	--------------	------	-------------	------	-------------

23 May 01			- 2,600 00	110 368 87	- 119 714 92	0 00	- 9,348 25	0 00	- 9,348 25
23 May 01			100 00	4 244 87	- 4,593 48	0 00	- 348 62	0 00	- 348 62
24 May 01			- 300 00	12,734 82	- 13,670 46	0 00	- 935 84	0 00	- 935 84
25 May 01			- 200 00	8 489 74	- 9,151 42	0 00	- 681 68	0 00	- 681 68
30 May 01			- 100 00	4,244 87	- 4,592 40	0 00	- 347 53	0 00	- 347 53

11 Jun 02	ALCOA INC COM STK	SEDOL 2021805	- 200 00	6,418 80	- 6,877 10	0 00	457 30	0 00	- 457 30
14 Jun 02									
17 Aug 00			200 00	6,418 80	- 6,877 10	0 00	- 457 30	0 00	- 457 30

12 Jun 02	ALCOA INC COM STK	SEDOL 2021805	700 00	22,120 80	- 24,068 85	0 00	- 1,948 05	0 00	- 1,948 05
17 Aug 00			700 00	22,120 80	- 24,068 85	0 00	- 1,948 05	0 00	- 1,948 05

10 Jun 02	ALCOA INC COM STK	SEDOL 2021805	- 300 00	9,533 71	- 10,315 65	0 00	- 781 94	0 00	- 781 94
13 Jun 02									
17 Aug 00			300 00	9,533 71	- 10,315 65	0 00	- 781 94	0 00	- 781 94

7 Jun 02	ALCOA INC COM STK	SEDOL 2021805	- 1,900 00	60,720 28	- 65,332 45	0 00	- 4,612 19	0 00	- 4,612 19
13 Jun 02									
17 Aug 00			- 1,900 00	60,720 28	- 65,332 45	0 00	- 4,612 19	0 00	- 4,612 19

12 Jun 02	ALCOA INC COM STK	SEDOL 2021805	- 100 00	3,184 38	- 3,438 55	0 00	- 254 18	0 00	- 254 18
17 Aug 00			- 100 00	3,184 38	- 3,438 55	0 00	- 254 18	0 00	- 254 18

6 Jun 02	ALCOA INC COM STK	SEDOL 2021805	- 2,100 00	67,764 11	- 72,283 94	0 00	- 4,489 83	0 00	- 4,489 83
11 Jun 02									
17 Aug 00			- 2,100 00	67,764 11	- 72,283 94	0 00	- 4,489 83	0 00	- 4,489 83

The Northern Trust Company

Generated by The Northern Trust Company from periodic data on 21 Jan 03

◆ Realized Gain/Loss Detail - Taxable

Trade Date	Security Description	Shares/Par	Proceeds	Cost	Realized gain/loss			Total	
					Short Term	Market Long Term	Translation	Short Term	Long Term
Settle Date	Acquisition Date								
Sales									
Equities									
5 Jun 02	ALLSTATE CORP COM	- 200 00	7,510 81	- 4,880 42	0 00	2,650 39	0 00	0 00	2,650 39
10 Jun 02	SEDOL 2018952								
	27 Oct 99	- 200 00	7,510 81	- 4 880 42	0 00	2,650 39	0 00	0 00	2,650 39
13 May 02	ALLSTATE CORP COM	- 300 00	11,834 81	- 10,825 84	1,009 17	0 00	0 00	1,009 17	0 00
18 May 02	SEDOL 2018952								
	20 Jul 01	- 300 00	11,834 81	- 10,825 84	1,009 17	0 00	0 00	1,009 17	0 00
8 Jun 02	ALLSTATE CORP COM	- 100 00	3,775 89	- 2,430 21	0 00	1,345 67	0 00	0 00	1,345 67
11 Jun 02	SEDOL 2018952								
	27 Oct 99	- 100 00	3,775 89	- 2,430 21	0 00	1,345 67	0 00	0 00	1,345 67
15 May 02	ALLSTATE CORP COM	- 1,600 00	82,964 02	- 38 883 38	0 00	24 080 88	0 00	0 00	24,080 88
20 May 02	SEDOL 2018952								
	27 Oct 99	- 1,600 00	82,964 02	- 38,883 38	0 00	24,080 88	0 00	0 00	24,080 88
14 May 02	ALLSTATE CORP COM	- 2,400 00	94,282 81	- 69,228 88	0 00	25,083 95	0 00	0 00	25,083 95
17 May 02	SEDOL 2018952								
	1 Nov 99	- 2,400 00	94,282 81	- 69,228 88	0 00	25,083 95	0 00	0 00	25,083 95
9 May 02	ALLSTATE CORP COM	- 800 00	35,024 87	- 34,188 40	835 47	0 00	0 00	835 47	0 00
14 May 02	SEDOL 2018952								
	17 Jul 01	- 400 00	15,568 81	- 16,480 00	- 913 39	0 00	0 00	- 913 39	0 00
	20 Jul 01	- 500 00	18,458 26	- 17,709 40	1,748 88	0 00	0 00	1,748 88	0 00
8 Jun 02	ALLSTATE CORP COM	- 200 00	7,529 17	- 4,880 42	0 00	2,668 75	0 00	0 00	2,668 75
11 Jun 02	SEDOL 2018952								
	27 Oct 99	- 200 00	7,529 17	- 4,880 42	0 00	2,668 75	0 00	0 00	2,668 75
8 May 02	ALLSTATE CORP COM	- 1,400 00	54,575 95	- 60,347 14	- 5,771 19	0 00	0 00	- 5,771 19	0 00
13 May 02	SEDOL 2018952								
	10 Jul 01	- 1,400 00	54,575 95	- 60,347 14	- 5,771 19	0 00	0 00	- 5,771 19	0 00
17 May 02	ALLSTATE CORP COM	- 1,200 00	47,019 50	- 29 182 52	0 00	17,856 88	0 00	0 00	17,856 88
22 May 02	SEDOL 2018952								
	27 Oct 99	- 1,200 00	47,019 50	- 29 182 52	0 00	17,856 88	0 00	0 00	17,856 88

◆ Realized Gain/Loss Detail - Taxable

Trade Date	Security Description	Shares/Par	Proceeds	Cost	Realized gain/loss			Total	
					Short Term	Market Long Term	Translation	Short Term	Long Term
Settle Date	Acquisition Date								
Sales									
Equities									
10 Jun 02	ALLSTATE CORP COM	200 00	7 499 95	- 4,860 42	0 00	2,639 53	0 00	0 00	2,639 53
13 Jun 02	SEDOL 2019952								
	27 Oct 99	200 00	7 499 95	- 4,860 42	0 00	2,639 53	0 00	0 00	2,639 53
11 Mar 02	ALLSTATE CORP COM	- 1 800 00	85 609 01	- 77 782 88	- 12,153 87	0 00	0 00	- 12,153 87	0 00
14 Mar 02	SEDOL 2019952								
	9 Jul 01	- 1,800 00	85,609 01	- 77,782 88	- 12,153 87	0 00	0 00	- 12,153 87	0 00
10 May 02	ALLSTATE CORP COM	700 00	27,067 13	- 24,793 16	2,273 97	0 00	0 00	2,273 97	0 00
15 May 02	SEDOL 2019952								
	20 Jul 01	- 700 00	27 067 13	- 24 793 16	2 273 97	0 00	0 00	2,273 97	0 00
6 Jun 02	ALLSTATE CORP COM	- 200 00	7,489 77	- 4,860 42	0 00	2,629 35	0 00	0 00	2,629 35
11 Jun 02	SEDOL 2019952								
	27 Oct 99	- 200 00	7,489 77	- 4,860 42	0 00	2,629 35	0 00	0 00	2 629 35
9 May 02	ALLSTATE CORP COM	- 1 000 00	39,019 12	- 42,680 04	- 3,660 92	0 00	0 00	- 3,660 92	0 00
14 May 02	SEDOL 2019952								
	9 Jul 01	- 400 00	15 807 65	- 17,203 48	- 1,595 83	0 00	0 00	1,595 83	0 00
	10 Jul 01	- 100 00	3,901 91	- 4 305 03	- 403 12	0 00	0 00	- 403 12	0 00
	10 Jul 01	- 300 00	11,705 74	- 12,831 53	- 1,225 79	0 00	0 00	- 1 225 79	0 00
	17 Jul 01	- 200 00	7,803 82	- 8 240 00	- 436 18	0 00	0 00	- 436 18	0 00
14 May 02	ALLSTATE CORP COM	- 100 00	3,909 88	- 2,884 54	0 00	1 025 34	0 00	0 00	1,025 34
17 May 02	SEDOL 2019952								
	1 Nov 99	- 100 00	3 909 88	- 2,884 54	0 00	1,025 34	0 00	0 00	1 025 34
3 Jun 02	ALLSTATE CORP COM	- 300 00	11 434 54	- 7,290 63	0 00	4,143 91	0 00	0 00	4 143 91
6 Jun 02	SEDOL 2019952								
	27 Oct 99	- 300 00	11,434 54	- 7,290 63	0 00	4,143 91	0 00	0 00	4,143 91
8 Oct 02	ALLSTATE CORP COM	- 6,800 00	233 792 59	- 165,254 28	0 00	68 538 31	0 00	0 00	68,538 31
11 Oct 02	SEDOL 2019952								
	27 Oct 99	- 6 800 00	233,792 59	- 165 254 28	0 00	68,538 31	0 00	0 00	68,538 31

◆ Realized Gain/Loss Detail - Taxable

Trade Date Settle Date	Security Description Acquisition Date	Shares/Par	Proceeds	Cost	Realized gain/loss			Total	
					Short Term	Market Long Term	Translation	Short Term	Long Term
Sales									
Equities									
31 May 02	ALLSTATE CORP COM	- 800 00	34,803 03	- 21,871 89	0 00	12,831 14	0 00	0 00	12,831 14
5 Jun 02	SEDOL 2018952								
	27 Oct 89	- 800 00	34,803 03	- 21 871 89	0 00	12,831 14	0 00	0 00	12,831 14
13 May 02	ALLSTATE CORP COM	- 2,800 00	101,487 30	- 82 420 58	5 827 11	13,249 83	0 00	5,827 11	13,249 83
18 May 02	SEDOL 2018952								
	1 Nov 89	- 1,300 00	50,748 85	- 37,489 02	0 00	13,249 83	0 00	0 00	13,249 83
	20 Jul 01	- 700 00	27,328 20	- 24,793 18	2 533 04	0 00	0 00	2,533 04	0 00
	23 Jul 01	- 800 00	23,422 45	- 20,128 38	3,294 07	0 00	0 00	3,294 07	0 00
7 May 02	ALLSTATE CORP COM	- 100 00	3,897 88	- 4,310 51	- 412 63	0 00	0 00	- 412 63	0 00
10 May 02	SEDOL 2018952								
	10 Jul 01	- 100 00	3,897 88	- 4,310 51	- 412 63	0 00	0 00	- 412 63	0 00
7 Jun 02	ALLSTATE CORP COM	- 1,300 00	48,666 63	- 31,582 73	0 00	17,073 90	0 00	0 00	17,073 90
12 Jun 02	SEDOL 2018952								
	27 Oct 89	- 1,300 00	48,666 63	- 31,582 73	0 00	17,073 90	0 00	0 00	17 073 90
7 May 02	ALLSTATE CORP COM	- 2,100 00	81,880 84	- 80,655 81	- 8,774 87	0 00	0 00	- 8,774 87	0 00
10 May 02	SEDOL 2018952								
	8 Jul 01	- 1,400 00	54,587 28	- 60 482 24	- 5,894 85	0 00	0 00	- 5,894 85	0 00
	10 Jul 01	- 700 00	27,293 65	- 30,173 57	- 2,879 82	0 00	0 00	- 2,879 82	0 00
13 May 02	ALLSTATE CORP COM	- 100 00	3,857 88	- 2,884 54	0 00	973 34	0 00	0 00	973 34
18 May 02	SEDOL 2018952								
	1 Nov 89	- 100 00	3 857 88	- 2,884 54	0 00	973 34	0 00	0 00	973 34
28 Jun 02	ALLSTATE CORP COM	- 800 00	29 801 41	- 18,441 88	0 00	10,459 73	0 00	0 00	10 459 73
3 Jul 02	SEDOL 2018952								
	27 Oct 89	- 800 00	29,801 41	- 18,441 88	0 00	10,459 73	0 00	0 00	10,459 73
8 May 02	ALLSTATE CORP COM	- 300 00	11,705 19	- 12,931 53	- 1 228 34	0 00	0 00	- 1,228 34	0 00
13 May 02	SEDOL 2018952								
	10 Jul 01	- 300 00	11,705 19	- 12,831 53	- 1,228 34	0 00	0 00	- 1 228 34	0 00

244

◆ Realized Gain/Loss Detail - Taxable

Trade Date	Security Description	Shares/Par	Proceeds	Cost	Realized gain/loss			Total	
					Short Term	Market Long Term	Translation	Short Term	Long Term
Settle Date	Acquisition Date								
Sales									
Equities									
10 May 02	ALLSTATE CORP COM	- 200 00	7,787 78	- 7,083 78	704 00	0 00	0 00	704 00	0 00
15 May 02	SEDOL 2019952								
	20 Jul 01	- 200 00	7 787 78	- 7,083 76	704 00	0 00	0 00	704 00	0 00
9 May 02	ALLSTATE CORP COM	- 400 00	15,551 53	- 18,480 00	- 828 47	0 00	0 00	- 828 47	0 00
14 May 02	SEDOL 2019952								
	17 Jul 01	- 400 00	15,551 53	- 18,480 00	- 828 47	0 00	0 00	- 828 47	0 00
27 Nov 02	ALTERA CORP COM	- 1,100 00	18,437 57	- 40,878 05	0 00	- 24,241 48	0 00	0 00	- 24,241 48
3 Dec 02	SEDOL 2021690								
	7 Feb 00	- 1,100 00	18 437 57	- 40,878 05	0 00	- 24,241 48	0 00	0 00	- 24,241 48
2 Dec 02	ALTERA CORP COM	- 800 00	13,530 28	- 33 123 81	0 00	- 18,593 53	0 00	0 00	- 18,593 53
5 Dec 02	SEDOL 2021690								
	7 Feb 00	- 400 00	8 013 48	- 14 782 38	0 00	- 8,778 82	0 00	0 00	- 8 778 82
	11 Feb 00	- 300 00	4 510 09	- 10 996 05	0 00	- 8,485 88	0 00	0 00	- 8 485 88
	14 Feb 00	- 200 00	3 006 73	- 7,335 38	0 00	- 4,328 65	0 00	0 00	- 4,328 65
27 Nov 02	ALTERA CORP COM	100 00	1,489 85	- 3 698 09	0 00	- 2,208 14	0 00	0 00	- 2,208 14
3 Dec 02	SEDOL 2021690								
	7 Feb 00	100 00	1,489 85	- 3,698 08	0 00	2 208 14	0 00	0 00	- 2,208 14
25 Oct 02	AMER GREETINGS CORP CL A COM	- 10,000 00	144,238 84	- 209,178 22	0 00	- 64,941 58	0 00	0 00	- 64,941 58
30 Oct 02	SEDOL 2028888								
	7 Jun 00	- 1 800 00	27,404 88	- 38,878 49	0 00	- 11 273 53	0 00	0 00	- 11,273 53
	8 Jun 00	- 4,700 00	67,791 23	- 98 539 88	0 00	- 28 748 65	0 00	0 00	- 28 748 65
	8 Jun 00	- 200 00	2,884 73	- 4,097 78	0 00	- 1,213 03	0 00	0 00	- 1,213 03
	9 Jun 00	- 100 00	1,442 36	- 2,061 38	0 00	- 618 02	0 00	0 00	- 618 02
	9 Jun 00	- 1,300 00	18,750 78	- 27,753 05	0 00	- 9,002 29	0 00	0 00	- 9,002 29
	12 Jun 00	- 1,800 00	25,882 80	- 40 047 88	0 00	- 14,085 08	0 00	0 00	- 14,085 08
7 Aug 02	AMER GREETINGS CORP CL A COM	- 1,800 00	29,185 11	- 40 047 88	0 00	- 10,852 55	0 00	0 00	- 10,852 55
12 Aug 02	SEDOL 2028888								
	12 Jun 00	- 1 800 00	29,185 11	- 40 047 88	0 00	- 10,852 55	0 00	0 00	- 10,852 55
18 Jun 02	AMER GREETINGS CORP CL A COM	- 1,400 00	88 677 82	- 78,365 57	0 00	- 7,687 65	0 00	0 00	- 7,687 65
21 Jun 02	SEDOL 2028888								

295

Realized Gain/Loss Detail - Taxable

Trade Date Settle Date	Security Description Acquisition Date	Shares/Par	Proceeds	Cost	Realized gain/loss			Total	
					Short Term	Market Long Term	Translation	Short Term	Long Term
Sales									
Equities									
12 Jun 00		- 1,100 00	22,219 33	- 24,473 57	0 00	- 2,254 24	0 00	0 00	- 2,254 24
13 Jun 00		- 800 00	18,178 45	- 20,185 01	0 00	- 2,015 58	0 00	0 00	- 2,015 58
14 Jun 00		- 1,300 00	28,259 20	- 29,434 89	0 00	- 3,175 79	0 00	0 00	- 3,175 79
15 Jun 00		- 100 00	2,019 84	- 2,282 00	0 00	- 242 08	0 00	0 00	- 242 08
19 Jul 02	ANHEUSER BUSCH COS INC COM	- 1,200 00	53,980 57	- 62,328 84	- 8,388 27	0 00	0 00	- 8,388 27	0 00
24 Jul 02	SEDOL 2033004								
22 Mar 02		- 1,200 00	53,980 57	- 62,328 84	- 8,388 27	0 00	0 00	- 8,388 27	0 00
1 Oct 02	ANHEUSER BUSCH COS INC COM	- 4,500 00	227,243 15	- 227,732 80	- 488 65	0 00	0 00	- 488 65	0 00
4 Oct 02	SEDOL 2033004								
11 Mar 02		- 2,400 00	121,198 35	- 120,407 52	788 83	0 00	0 00	788 83	0 00
14 Mar 02		- 1,300 00	85,648 02	- 85,772 72	- 124 70	0 00	0 00	- 124 70	0 00
22 Mar 02		- 800 00	40,388 78	- 41,552 58	- 1,153 78	0 00	0 00	- 1,153 78	0 00
11 Jun 02	ANHEUSER BUSCH COS INC COM	- 300 00	15,439 00	- 15,582 21	- 143 21	0 00	0 00	- 143 21	0 00
14 Jun 02	SEDOL 2033004								
22 Mar 02		- 300 00	15,439 00	- 15,582 21	- 143 21	0 00	0 00	- 143 21	0 00
10 Jun 02	ANHEUSER BUSCH COS INC COM	- 2,300 00	118,834 10	- 119,483 81	- 828 51	0 00	0 00	- 828 51	0 00
13 Jun 02	SEDOL 2033004								
22 Mar 02		- 2,300 00	118,834 10	- 119,483 81	- 828 51	0 00	0 00	- 828 51	0 00
8 Jan 02	APPLERA CORP - APPLIED BIOSYSTEMS GROUP	- 1,000 00	38,831 84	- 25,853 04	10,778 80	0 00	0 00	10,778 80	0 00
14 Jan 02	SEDOL 2881801								
28 Mar 01		- 900 00	32,869 88	- 23,281 04	9,707 82	0 00	0 00	9,707 82	0 00
27 Mar 01		- 100 00	3,663 18	- 2,582 00	1,071 18	0 00	0 00	1,071 18	0 00
4 Jan 02	APPLERA CORP - APPLIED BIOSYSTEMS GROUP	- 700 00	28,359 85	- 18,223 77	8,138 08	0 00	0 00	8,138 08	0 00
9 Jan 02	SEDOL 2881801								
27 Mar 01		- 500 00	18,828 48	- 12,980 45	5,888 01	0 00	0 00	5,888 01	0 00
19 Jun 01		- 200 00	7,531 39	- 5,283 32	2,288 07	0 00	0 00	2,288 07	0 00
8 Jan 02	APPLERA CORP - APPLIED BIOSYSTEMS GROUP	- 600 00	21,569 91	- 15,552 54	6,017 37	0 00	0 00	6,017 37	0 00
11 Jan 02	SEDOL 2881801								
27 Mar 01		- 600 00	21,569 91	- 15,552 54	6,017 37	0 00	0 00	6,017 37	0 00

296

◆ Realized Gain/Loss Detail - Taxable

Trade Date	Security Description	Shares/Par	Proceeds	Cost	Realized gain/loss			Total	
					Short Term	Market Long Term	Translation	Short Term	Long Term
Settle Date	Acquisition Date								
Sales									
Equities									
2 Jan 02	APPLERA CORP - APPLIED BIOSYSTEMS GROUP	- 2 500 00	94 248 83	- 66,975 82	27 270 81	0 00	0 00	27,270 81	0 00
7 Jan 02	SEDOL 2681801								
15 Jun 01		- 400 00	15,078 49	- 10,789 88	4,289 81	0 00	0 00	4,289 81	0 00
19 Jun 01		- 200 00	7,539 75	- 5 282 02	2,257 73	0 00	0 00	2,257 73	0 00
20 Jun 01		- 200 00	7,539 75	- 5,303 84	2,236 11	0 00	0 00	2,236 11	0 00
20 Jun 01		- 100 00	3,769 87	- 2,853 00	1,118 87	0 00	0 00	1,118 87	0 00
22 Jun 01		- 100 00	3,769 87	- 2,702 25	1,067 82	0 00	0 00	1,067 82	0 00
25 Jun 01		- 300 00	11 309 81	- 8 054 10	3 255 51	0 00	0 00	3,255 51	0 00
28 Jun 01		- 100 00	3,769 88	- 2,878 81	1,091 27	0 00	0 00	1,091 27	0 00
27 Jun 01		- 100 00	3,769 88	- 2,895 71	1 074 17	0 00	0 00	1,074 17	0 00
29 Jun 01		- 500 00	18,849 37	- 13,488 30	5 361 07	0 00	0 00	5,361 07	0 00
2 Jul 01		- 300 00	11,309 62	- 8 037 27	3,272 35	0 00	0 00	3,272 35	0 00
3 Jul 01		- 200 00	7,539 74	- 5,291 14	2 248 80	0 00	0 00	2,248 80	0 00
7 Jan 02	APPLERA CORP - APPLIED BIOSYSTEMS GROUP	- 1,000 00	38,184 72	- 25,920 80	12,263 82	0 00	0 00	12,263 82	0 00
10 Jan 02	SEDOL 2681801								
27 Mar 01		- 1,000 00	38,184 72	- 25,920 80	12 263 82	0 00	0 00	12,263 82	0 00
4 Jan 02	APPLERA CORP - APPLIED BIOSYSTEMS GROUP	- 300 00	11,183 50	- 7 900 98	3 282 52	0 00	0 00	3,282 52	0 00
9 Jan 02	SEDOL 2681801								
19 Jun 01		- 200 00	7 455 67	- 5 283 32	2 182 35	0 00	0 00	2 182 35	0 00
20 Jun 01		- 100 00	3,727 83	- 2,837 68	1,090 17	0 00	0 00	1,090 17	0 00
11 Jan 02	APPLERA CORP - APPLIED BIOSYSTEMS GROUP	- 100 00	3 572 44	- 2,581 64	990 80	0 00	0 00	990 80	0 00
18 Jan 02	SEDOL 2681801								
28 Mar 01		100 00	3 572 44	- 2 581 64	990 80	0 00	0 00	990 80	0 00
4 Jan 02	APPLERA CORP - APPLIED BIOSYSTEMS GROUP	- 300 00	11,234 83	- 7 923 03	3,311 80	0 00	0 00	3,311 80	0 00
9 Jan 02	SEDOL 2681801								
19 Jun 01		- 300 00	11,234 83	- 7,923 03	3,311 80	0 00	0 00	3,311 80	0 00
8 Jan 02	APPLERA CORP - APPLIED BIOSYSTEMS GROUP	100 00	3 547 84	- 2 584 58	983 38	0 00	0 00	983 38	0 00
14 Jan 02	SEDOL 2681801								
28 Mar 01		100 00	3 547 84	- 2,584 58	983 38	0 00	0 00	983 38	0 00
11 Jan 02	APPLERA CORP - APPLIED BIOSYSTEMS GROUP	200 00	7,110 83	- 5,163 28	1 947 55	0 00	0 00	1,947 55	0 00
18 Jan 02	SEDOL 2681801								
28 Mar 01		200 00	7,110 83	- 5 163 28	1,947 55	0 00	0 00	1,947 55	0 00

◆ Realized Gain/Loss Detail - Taxable

Trade Date Settle Date	Security Description Acquisition Date	Shares/Par	Proceeds	Cost	Realized gain/loss			Total	
					Short Term	Market Long Term	Translation	Short Term	Long Term
Sales									
Equities									
10 Jan 02 15 Jan 02	APPLERA CORP - APPLIED BIOSYSTEMS GROUP SEDOL 2681801	- 500 00	17,915 13	- 12,916 88	4,998 17	0 00	0 00	4,998 17	0 00
	28 Mar 01	- 300 00	10,749 08	- 7,753 88	2,995 40	0 00	0 00	2,995 40	0 00
	28 Mar 01	- 200 00	7 166 05	- 5,183 28	2,002 77	0 00	0 00	2 002 77	0 00
27 Nov 02 3 Dec 02	APPLIED MATERIALS INC COM SEDOL 2046552	- 2,100 00	35,682 80	- 43,134 21	- 7,471 41	0 00	0 00	- 7,471 41	0 00
	28 Nov 01	- 2,100 00	35,682 80	- 43,134 21	- 7 471 41	0 00	0 00	- 7,471 41	0 00
21 Nov 02 28 Nov 02	APPLIED MATERIALS INC COM SEDOL 2046552	- 4 300 00	71,140 48	- 109,808 40	- 27,785 55	- 10 882 38	0 00	- 27,785 55	- 10,882 38
	10 Oct 00	- 1,300 00	21,507 59	- 32,189 85	0 00	- 10,882 38	0 00	0 00	- 10,882 38
	11 Mar 02	- 3,000 00	49,632 90	- 77 418 45	- 27 785 55	0 00	0 00	- 27,785 55	0 00
22 Nov 02 27 Nov 02	APPLIED MATERIALS INC COM SEDOL 2046552	- 5,300 00	88,022 82	- 121,983 53	0 00	- 33,970 81	0 00	0 00	- 33,970 81
	10 Oct 00	- 1,500 00	24,912 15	- 37,142 25	0 00	- 12 230 10	0 00	0 00	- 12,230 10
	12 Oct 00	- 1,200 00	19,928 71	- 29,653 02	0 00	- 9,723 31	0 00	0 00	- 9,723 31
	31 Aug 01	- 2,600 00	43,181 08	- 55,188 28	0 00	- 12,017 20	0 00	0 00	- 12,017 20
25 Nov 02 29 Nov 02	APPLIED MATERIALS INC COM SEDOL 2046552	- 5,300 00	90,103 84	- 112,038 53	- 2,477 59	- 18,455 30	0 00	- 2,477 59	- 18,455 30
	31 Aug 01	- 4,800 00	78,203 18	- 97,658 46	0 00	- 18,455 30	0 00	0 00	- 18,455 30
	29 Nov 01	- 700 00	11,800 48	- 14,378 07	- 2,477 59	0 00	0 00	- 2 477 59	0 00
20 Nov 02 25 Nov 02	APPLIED MATERIALS INC COM SEDOL 2046552	- 1,000 00	15,989 71	- 25,808 15	- 9,818 44	0 00	0 00	9,816 44	0 00
	11 Mar 02	- 1,000 00	15,989 71	- 25,808 15	- 9,818 44	0 00	0 00	- 9,818 44	0 00
8 Nov 02 14 Nov 02	APPLIED MATERIALS INC COM SEDOL 2046552	- 100 00	1,598 48	- 2,580 82	- 882 18	0 00	0 00	- 882 18	0 00
	11 Mar 02	- 100 00	1,598 48	- 2 580 82	- 882 18	0 00	0 00	- 882 18	0 00
18 Nov 02 21 Nov 02	APPLIED MATERIALS INC COM SEDOL 2046552	- 1,800 00	30,349 11	- 49,031 88	- 18,682 57	0 00	0 00	- 18,682 57	0 00
	11 Mar 02	- 1,800 00	30,349 11	- 49,031 88	- 18 682 57	0 00	0 00	- 18,682 57	0 00

298

Realized Gain/Loss Detail - Taxable

Trade Date Security Description Shares/Par Proceeds Cost Short Term Long Term Market Realized gain/loss
 Settle Date Acquisition Date
 Total Long Term

8 Aug 02	BAKER HUGHES INC COM	SEDOL 2072085	- 4 100 00	101,804 84	- 141 399 48	- 18 131 30	- 20,463 35	- 18,131 30	0 00	- 20,463 35
4 Apr 01			- 2,100 00	52,143 84	- 72,807 29	- 18,131 30	- 20,463 35	0 00	0 00	- 20,463 35
20 Aug 01			- 2,000 00	49,660 90	- 68,782 20	- 18,131 30	0 00	- 18,131 30	0 00	0 00
8 Feb 02	BAKER HUGHES INC COM	SEDOL 2072085	- 1,800 00	59 691 98	- 62,317 62	- 2 625 68	0 00	0 00	- 2,625 68	0 00
4 Apr 01			- 600 00	18 897 32	- 20,744 84	- 847 62	0 00	- 847 62	0 00	- 847 62
20 Aug 01			- 1,200 00	39,794 64	- 41 572 88	- 1 778 04	0 00	- 1 778 04	0 00	0 00
10 Apr 02	BK AMER CORP COM	SEDOL 2295877	- 1,000 00	68,791 78	- 43,464 25	0 00	28 327 54	0 00	0 00	28,327 54
18 Oct 00			- 300 00	20,937 54	- 12,545 87	0 00	8,391 87	0 00	0 00	8,391 87
20 Oct 00			- 700 00	48 854 25	- 30 818 58	0 00	17,935 67	0 00	0 00	17,935 67
23 Apr 02	BK AMER CORP COM	SEDOL 2295877	3 500 00	250,091 28	- 117,556 75	0 00	132,534 51	0 00	0 00	132,534 51
1 Dec 84			- 1,200 00	85,745 57	- 21,373 28	0 00	64 372 29	0 00	0 00	64 372 29
18 Oct 00			- 2,300 00	164,345 69	- 86 183 47	0 00	68,162 22	0 00	0 00	68,162 22
8 May 02	BK AMER CORP COM	SEDOL 2295877	- 2,000 00	148,295 73	- 35,622 14	0 00	112,673 59	0 00	0 00	112 673 59
1 Dec 84			- 200 00	14,829 57	- 3,562 21	0 00	11,267 36	0 00	0 00	11,267 36
1 Dec 94			- 1,800 00	133,466 16	- 32 059 93	0 00	101,406 23	0 00	0 00	101,406 23
23 Apr 02	BK AMER CORP COM	SEDOL 2295877	- 1,000 00	71 967 83	- 17,811 07	0 00	54,158 78	0 00	0 00	54,158 78
1 Dec 84			- 1,000 00	71,967 83	- 17,811 07	0 00	54,158 78	0 00	0 00	54,158 78
10 Apr 02	BK AMER CORP COM	SEDOL 2295877	- 4 300 00	299 271 84	- 196,569 66	0 00	102,702 18	0 00	0 00	102,702 18
18 Jun 00			- 2,000 00	139,186 20	- 84,975 00	0 00	44,221 20	0 00	0 00	44,221 20
20 Oct 00			- 1 400 00	87,437 34	- 61,837 16	0 00	35,600 18	0 00	0 00	35,600 18
20 Oct 00			- 800 00	62,638 30	- 39 757 50	0 00	22 880 80	0 00	0 00	22,880 80
8 Oct 02	BK AMER CORP COM	SEDOL 2295877	- 3,450 00	193,711 66	- 81,448 18	0 00	132,263 50	0 00	0 00	132,263 50
11 Oct 02										

662

Realized Gain/Loss Detail - Taxable

Trade Date Security Description
 Settle Date Acquisition Date
 Shares/Par Proceeds Cost Short Term Long Term Market
 Realized gain/loss
 Total Short Term Long Term

Sales

Equities

1 Dec 84	BK AMER CORP COM	SEDOL 2295877	- 1,400 00	89,890 83	- 58,548 48	0 00	41,344 17	0 00	41,344 17	132,263 50
22 Apr 02	BK AMER CORP COM	SEDOL 2295877	- 1,400 00	89,890 83	- 58,548 48	0 00	41,344 17	0 00	41,344 17	
18 Oct 00			- 1,400 00	89,890 83	- 58,548 48	0 00	41,344 17	0 00	41,344 17	
4 Feb 02	BROADWAY COMMUNICATIONS SYS INC COM ISIN	#US116211087 SEDOL 2422174	- 1,400 00	49,882 51	- 28,181 28	0 00	21,701 23	0 00	21,701 23	0 00
7 Feb 02	BROADWAY COMMUNICATIONS SYS INC COM ISIN	#US116211087 SEDOL 2422174	- 1,400 00	49,882 51	- 28,181 28	0 00	21,701 23	0 00	21,701 23	0 00
29 Mar 01			- 500 00	17,815 18	- 10,294 05	0 00	7,521 13	0 00	7,521 13	0 00
30 Mar 01			- 800 00	28,504 28	- 15,888 76	0 00	12,604 53	0 00	12,604 53	0 00
30 Mar 01			- 100 00	3,583 04	- 1,887 47	0 00	1,575 57	0 00	1,575 57	0 00
10 May 02	BROADWAY COMMUNICATIONS SYS INC COM ISIN	#US116211087 SEDOL 2422174	- 400 00	8,871 37	- 7,282 70	0 00	1,588 67	0 00	1,588 67	1,588 67
15 May 02	BROADWAY COMMUNICATIONS SYS INC COM ISIN	#US116211087 SEDOL 2422174	- 400 00	8,871 37	- 7,282 70	0 00	1,588 67	0 00	1,588 67	1,588 67
3 Apr 01			- 200 00	4,435 68	- 3,688 72	0 00	748 97	0 00	748 97	748 97
4 Apr 01			- 200 00	4,435 68	- 3,688 72	0 00	748 97	0 00	748 97	748 97
8 Mar 02	BROADWAY COMMUNICATIONS SYS INC COM ISIN	#US116211087 SEDOL 2422174	- 1,500 00	44,104 73	- 27,685 40	0 00	16,438 33	0 00	16,438 33	0 00
13 Mar 02	BROADWAY COMMUNICATIONS SYS INC COM ISIN	#US116211087 SEDOL 2422174	- 1,500 00	44,104 73	- 27,685 40	0 00	16,438 33	0 00	16,438 33	0 00
3 Apr 01			- 1,500 00	44,104 73	- 27,685 40	0 00	16,438 33	0 00	16,438 33	0 00
13 May 02	BROADWAY COMMUNICATIONS SYS INC COM ISIN	#US116211087 SEDOL 2422174	- 200 00	4,418 80	- 3,583 88	0 00	824 82	0 00	824 82	824 82
18 May 02	BROADWAY COMMUNICATIONS SYS INC COM ISIN	#US116211087 SEDOL 2422174	- 200 00	4,418 80	- 3,583 88	0 00	824 82	0 00	824 82	824 82
4 Apr 01			- 200 00	4,418 80	- 3,583 88	0 00	824 82	0 00	824 82	824 82
12 Mar 02	BROADWAY COMMUNICATIONS SYS INC COM ISIN	#US116211087 SEDOL 2422174	- 100 00	2,895 90	- 1,844 38	0 00	1,051 54	0 00	1,051 54	0 00
15 Mar 02	BROADWAY COMMUNICATIONS SYS INC COM ISIN	#US116211087 SEDOL 2422174	- 100 00	2,895 90	- 1,844 38	0 00	1,051 54	0 00	1,051 54	0 00
3 Apr 01			- 100 00	2,895 90	- 1,844 38	0 00	1,051 54	0 00	1,051 54	0 00
13 Feb 02	BROADWAY COMMUNICATIONS SYS INC COM ISIN	#US116211087 SEDOL 2422174	- 600 00	21,064 68	- 11,088 18	0 00	9,988 50	0 00	9,988 50	0 00
19 Feb 02	BROADWAY COMMUNICATIONS SYS INC COM ISIN	#US116211087 SEDOL 2422174	- 600 00	21,064 68	- 11,088 18	0 00	9,988 50	0 00	9,988 50	0 00
3 Apr 01			- 600 00	21,064 68	- 11,088 18	0 00	9,988 50	0 00	9,988 50	0 00

300

Realized Gain/Loss Detail - Taxable

Trade Date Settle Date	Security Description Acquisition Date	Shares/Par	Proceeds	Cost	Realized gain/loss			Total	
					Short Term	Market Long Term	Translation	Short Term	Long Term
Sales									
Equities									
5 Feb 02	BROCADE COMMUNICATIONS SYS INC COM ISIN	- 400 00	14,349 78	- 7 658 23	6 693 55	0 00	0 00	6,693 55	0 00
8 Feb 02	#US1116211087 SEDOL 2422174								
28 Mar 01		- 200 00	7,174 89	- 3,824 40	3,350 49	0 00	0 00	3,350 49	0 00
30 Mar 01		- 100 00	3 587 45	- 1 887 47	1,599 98	0 00	0 00	1,599 98	0 00
3 Apr 01		- 100 00	3 587 44	- 1,844 38	1 743 08	0 00	0 00	1 743 08	0 00
11 Mar 02	BROCADE COMMUNICATIONS SYS INC COM ISIN	- 800 00	23,289 41	- 14 754 88	8 534 53	0 00	0 00	8 534 53	0 00
14 Mar 02	#US1116211087 SEDOL 2422174								
3 Apr 01		- 800 00	23 289 41	- 14,754 88	8,534 53	0 00	0 00	8,534 53	0 00
14 May 02	BROCADE COMMUNICATIONS SYS INC COM ISIN	- 600 00	14 140 25	- 10 781 94	0 00	3,358 31	0 00	0 00	3 358 31
17 May 02	#US1116211087 SEDOL 2422174								
4 Apr 01		- 600 00	14,140 25	- 10,781 94	0 00	3,358 31	0 00	0 00	3,358 31
8 Oct 02	CABLEVISION NY GROUP CL A COM	- 10,600 00	75,105 08	- 672,886 52	0 00	- 597,781 44	0 00	0 00	- 597,781 44
11 Oct 02	SEDOL 2162243								
3 Oct 00		- 200 00	1,417 08	- 11,787 52	0 00	- 10,380 44	0 00	0 00	- 10,380 44
8 Oct 00		- 200 00	1 417 08	- 12 140 84	0 00	- 10 723 86	0 00	0 00	- 10,723 86
9 Oct 00		- 600 00	4,251 23	- 38,293 59	0 00	- 32,042 38	0 00	0 00	- 32,042 38
10 Oct 00		- 1,000 00	7,085 38	- 80,337 14	0 00	- 53,251 78	0 00	0 00	- 53,251 78
10 Oct 00		- 100 00	708 54	- 8,077 84	0 00	- 5,369 10	0 00	0 00	- 5,369 10
11 Oct 00		- 400 17	2 835 38	- 23 385 09	0 00	- 20,529 73	0 00	0 00	- 20,529 73
12 Oct 00		- 800 00	5,868 31	- 47,392 02	0 00	- 41,723 71	0 00	0 00	- 41,723 71
13 Oct 00		- 200 00	1,417 08	- 11,813 87	0 00	- 10 486 89	0 00	0 00	- 10,486 89
16 Oct 00		- 800 00	5,868 31	- 47,485 41	0 00	- 41 797 10	0 00	0 00	- 41,797 10
17 Oct 00		- 200 00	1 417 07	- 11,807 14	0 00	- 10,390 07	0 00	0 00	- 10,390 07
31 Oct 00		- 2,500 00	17,713 48	- 158,213 82	0 00	- 140,500 48	0 00	0 00	- 140,500 48
15 Nov 00		- 2,000 00	14,170 77	- 132 860 59	0 00	- 118,489 82	0 00	0 00	- 118,489 82
2 Feb 01		- 1 599 83	11 335 41	- 113,421 55	0 00	- 102 088 14	0 00	0 00	- 102,088 14
8 Oct 02	CAMPBELL SOUP CO COM	- 9 300 00	208 548 76	- 259,147 34	0 00	- 52 600 58	0 00	0 00	- 52 600 58
11 Oct 02	SEDOL 2162845								
19 Oct 00		- 1,400 00	31 093 08	- 37,420 74	0 00	- 8,327 68	0 00	0 00	- 8,327 68
20 Oct 00		- 100 00	2,220 84	- 2,689 75	0 00	- 448 81	0 00	0 00	- 448 81
20 Oct 00		- 1,500 00	33,313 89	- 39,789 75	0 00	- 8,475 76	0 00	0 00	- 8,475 76
23 Oct 00		- 300 00	6,862 80	- 8,032 28	0 00	- 1,369 48	0 00	0 00	- 1,369 48
24 Oct 00		- 200 00	4,441 88	- 5,391 48	0 00	- 949 60	0 00	0 00	- 949 60

Realized Gain/Loss Detail - Taxable

Trade Date	Security Description	Shares/Par	Proceeds	Cost	Short Term	Long Term	Market	Realized gain/loss	Total
------------	----------------------	------------	----------	------	------------	-----------	--------	--------------------	-------

Equities

25 Oct 00		- 1,200 00	28,851 20	- 33,110 18	0 00	0 00	- 8,458 98	0 00	- 8,458 98
28 Oct 00		- 500 00	11,104 66	- 13,804 25	0 00	0 00	- 2,788 58	0 00	- 2,788 58
22 May 01		- 1,800 00	39,878 78	- 51,887 88	0 00	0 00	- 12,020 88	0 00	- 12,020 88
23 May 01		- 700 00	15,548 53	- 20,318 24	0 00	0 00	- 4,769 71	0 00	- 4,769 71
23 May 01		- 400 00	8,883 73	- 11,830 04	0 00	0 00	- 2,948 31	0 00	- 2,948 31
24 May 01		- 100 00	2,220 84	- 2,907 30	0 00	0 00	- 686 38	0 00	- 686 38
24 May 01		- 400 00	8,883 73	- 11,681 48	0 00	0 00	- 2,807 75	0 00	- 2,807 75
25 May 01		- 100 00	2,220 84	- 2,895 52	0 00	0 00	- 674 58	0 00	- 674 58
25 May 01		- 500 00	11,104 66	- 14,488 40	0 00	0 00	- 3,383 74	0 00	- 3,383 74
28 May 01		- 100 00	2,220 83	- 2,902 31	0 00	0 00	- 681 38	0 00	- 681 38
13 Aug 02	CAMPBELL SOUP CO COM SEDOL 2182845	- 200 00	4,380 44	- 5,882 88	0 00	0 00	- 1,482 54	0 00	- 1,482 54
18 Jun 01		- 200 00	4,380 44	- 5,882 88	0 00	0 00	- 1,482 54	0 00	- 1,482 54
8 Aug 02	CAMPBELL SOUP CO COM SEDOL 2182845	- 300 00	8,635 84	- 8,837 29	0 00	0 00	- 2,201 85	0 00	- 2,201 85
14 Aug 02		- 100 00	2,211 88	- 2,944 15	0 00	0 00	- 732 27	0 00	- 732 27
4 Jun 01		- 200 00	4,423 76	- 5,883 14	0 00	0 00	- 1,468 38	0 00	- 1,468 38
14 Aug 02	CAMPBELL SOUP CO COM SEDOL 2182845	- 200 00	4,384 52	- 5,860 38	0 00	0 00	- 1,485 84	0 00	- 1,485 84
18 Aug 02		- 200 00	4,384 52	- 5,860 38	0 00	0 00	- 1,485 84	0 00	- 1,485 84
31 May 01		- 200 00	4,384 52	- 5,880 38	0 00	0 00	- 1,485 84	0 00	- 1,485 84
31 Jul 02	CAMPBELL SOUP CO COM SEDOL 2182845	- 100 00	2,287 93	- 3,124 47	0 00	0 00	- 838 54	0 00	- 838 54
5 Aug 02		- 100 00	2,287 93	- 3,124 47	0 00	0 00	- 838 54	0 00	- 838 54
12 Feb 01		- 100 00	2,287 93	- 3,124 47	0 00	0 00	- 838 54	0 00	- 838 54
22 Jul 02	CAMPBELL SOUP CO COM SEDOL 2182845	- 100 00	2,185 01	- 3,148 81	0 00	0 00	- 953 80	0 00	- 953 80
25 Jul 02		- 100 00	2,185 01	- 3,148 81	0 00	0 00	- 953 80	0 00	- 953 80
25 Jan 01		- 100 00	2,185 01	- 3,148 81	0 00	0 00	- 953 80	0 00	- 953 80
5 Aug 02	CAMPBELL SOUP CO COM SEDOL 2182845	- 100 00	2,228 48	- 3,043 48	0 00	0 00	- 813 88	0 00	- 813 88
8 Aug 02		- 100 00	2,228 48	- 3,043 48	0 00	0 00	- 813 88	0 00	- 813 88
13 Feb 01		- 100 00	2,228 48	- 3,043 48	0 00	0 00	- 813 88	0 00	- 813 88
31 Jul 02	CAMPBELL SOUP CO COM SEDOL 2182845	- 500 00	11,581 20	- 15,822 35	0 00	0 00	- 4,081 15	0 00	- 4,081 15
5 Aug 02		- 500 00	11,581 20	- 15,822 35	0 00	0 00	- 4,081 15	0 00	- 4,081 15
12 Feb 01		- 500 00	11,581 20	- 15,822 35	0 00	0 00	- 4,081 15	0 00	- 4,081 15

202

◆ Realized Gain/Loss Detail - Taxable

Trade Date	Security Description	Shares/Par	Proceeds	Cost	Realized gain/loss			Total	
					Short Term	Market Long Term	Transiation	Short Term	Long Term
Settle Date	Acquisition Date								

Sales

Equities

8 Aug 02	CAMPBELL SOUP CO COM	- 200 00	4 433 44	- 5,968 42	0 00	- 1,534 88	0 00	0 00	- 1,534 88
13 Aug 02	SEDOL 2162845								
14 Feb 01		- 100 00	2 216 72	- 3,021 85	0 00	- 805 13	0 00	0 00	- 805 13
4 Jun 01		- 100 00	2,216 72	- 2,948 57	0 00	- 729 85	0 00	0 00	- 729 85
22 Aug 02	CAMPBELL SOUP CO COM	- 100 00	2,282 93	- 2,925 84	0 00	- 683 01	0 00	0 00	- 683 01
27 Aug 02	SEDOL 2162845								
30 May 01		- 100 00	2 282 93	- 2,925 84	0 00	- 683 01	0 00	0 00	- 683 01
18 Aug 02	CAMPBELL SOUP CO COM	- 200 00	4 408 30	- 5,858 12	0 00	- 1,447 82	0 00	0 00	- 1,447 82
21 Aug 02	SEDOL 2162845								
30 May 01		- 100 00	2,204 15	- 2,925 84	0 00	- 721 79	0 00	0 00	- 721 79
31 May 01		- 100 00	2,204 15	- 2,930 18	0 00	- 728 03	0 00	0 00	- 728 03
1 Aug 02	CAMPBELL SOUP CO COM	- 300 00	6 911 07	- 8,211 39	0 00	- 2,300 32	0 00	0 00	- 2,300 32
6 Aug 02	SEDOL 2162845								
12 Feb 01		- 100 00	2,303 69	- 3,124 47	0 00	- 820 78	0 00	0 00	- 820 78
13 Feb 01		- 200 00	4,807 38	- 6,086 92	0 00	- 1,479 54	0 00	0 00	- 1 479 54
5 Jul 02	CAMPBELL SOUP CO COM	- 2 700 00	71,462 78	- 88,605 94	0 00	- 17,143 15	0 00	0 00	- 17,143 15
10 Jul 02	SEDOL 2162845								
17 Nov 00		- 2 600 00	68 818 02	- 85,311 48	0 00	- 18,485 44	0 00	0 00	- 18 485 44
20 Nov 00		- 100 00	2,648 77	- 3,294 48	0 00	- 647 71	0 00	0 00	- 647 71
15 Aug 02	CAMPBELL SOUP CO COM	- 200 00	4,394 88	- 5,860 38	0 00	- 1,465 38	0 00	0 00	- 1 465 38
20 Aug 02	SEDOL 2162845								
31 May 01		- 200 00	4,394 88	- 5 860 38	0 00	- 1,465 38	0 00	0 00	- 1,465 38
24 Jul 02	CAMPBELL SOUP CO COM	- 100 00	2,244 03	- 3,148 61	0 00	- 804 58	0 00	0 00	- 804 58
28 Jul 02	SEDOL 2162845								
25 Jan 01		- 100 00	2,244 03	- 3,148 61	0 00	- 804 58	0 00	0 00	- 804 58
12 Aug 02	CAMPBELL SOUP CO COM	- 100 00	2,199 81	- 2,944 15	0 00	- 744 54	0 00	0 00	- 744 54
15 Aug 02	SEDOL 2162845								
1 Jun 01		- 100 00	2,199 81	- 2,944 15	0 00	- 744 54	0 00	0 00	- 744 54

◆ Realized Gain/Loss Detail - Taxable

Trade Date Settle Date	Security Description Acquisition Date	Shares/Par	Proceeds	Cost	Realized gain/loss			Total	
					Short Term	Market Long Term	Translation	Short Term	Long Term
Sales									
Equities									
30 Jul 02	CAMPBELL SOUP CO COM	- 100 00	2,312 83	- 3,143 31	0 00	- 830 38	0 00	0 00	- 830 38
2 Aug 02	SEDOL 2182845								
6 Feb 01		- 100 00	2,312 83	- 3,143 31	0 00	- 830 38	0 00	0 00	- 830 38
2 Aug 02	CAMPBELL SOUP CO COM	- 100 00	2,277 08	- 3,043 48	0 00	- 768 40	0 00	0 00	- 768 40
7 Aug 02	SEDOL 2182845								
13 Feb 01		- 100 00	2,277 08	- 3,043 48	0 00	- 768 40	0 00	0 00	- 768 40
8 Aug 02	CAMPBELL SOUP CO COM	- 200 00	4,431 68	- 6,085 31	0 00	- 1,833 63	0 00	0 00	- 1,833 63
9 Aug 02	SEDOL 2182845								
13 Feb 01		- 100 00	2,215 84	- 3,043 48	0 00	- 827 62	0 00	0 00	- 827 62
14 Feb 01		- 100 00	2 215 84	- 3 021 85	0 00	- 808 01	0 00	0 00	- 808 01
7 Aug 02	CAMPBELL SOUP CO COM	- 300 00	6,848 14	- 9,085 55	0 00	- 2,419 41	0 00	0 00	- 2,419 41
12 Aug 02	SEDOL 2182845								
14 Feb 01		- 300 00	6,848 14	- 9,085 55	0 00	- 2,419 41	0 00	0 00	- 2,419 41
30 Jul 02	CAMPBELL SOUP CO COM	- 800 00	13,771 88	- 18,777 00	0 00	- 5,005 02	0 00	0 00	- 5,005 02
2 Aug 02	SEDOL 2182845								
7 Feb 01		- 800 00	13,771 88	- 18,777 00	0 00	- 5,005 02	0 00	0 00	- 5,005 02
11 Jul 02	CAMPBELL SOUP CO COM	- 400 00	9,987 49	- 12,810 55	0 00	- 2,823 06	0 00	0 00	- 2,823 06
18 Jul 02	SEDOL 2182845								
24 Jan 01		- 300 00	7,490 82	- 9,481 25	0 00	- 1,970 83	0 00	0 00	- 1,970 83
9 Feb 01		- 100 00	2,488 87	- 3,149 30	0 00	- 652 43	0 00	0 00	- 652 43
29 Jul 02	CAMPBELL SOUP CO COM	- 200 00	4,485 88	- 6,286 82	0 00	- 1,790 78	0 00	0 00	- 1,790 78
1 Aug 02	SEDOL 2182845								
6 Feb 01		- 200 00	4,485 88	- 6,286 82	0 00	- 1,790 78	0 00	0 00	- 1,790 78
9 Jul 02	CAMPBELL SOUP CO COM	- 1,800 00	46,983 82	- 58,790 00	0 00	- 9,808 38	0 00	0 00	- 9,808 38
12 Jul 02	SEDOL 2182845								
2 Feb 01		- 1,800 00	46,983 82	- 58,790 00	0 00	- 9,808 38	0 00	0 00	- 9,808 38
21 Aug 02	CAMPBELL SOUP CO COM	- 200 00	4,444 72	- 5,951 88	0 00	- 1,407 16	0 00	0 00	- 1,407 16
28 Aug 02	SEDOL 2182845								

LOW

◆ Realized Gain/Loss Detail - Taxable

Trade Date Settle Date	Security Description Acquisition Date	Shares/Par	Proceeds	Cost	Realized gain/loss			Total	
					Short Term	Market Long Term	Translation	Short Term	Long Term
Sales									
Equities									
	30 May 01	- 200 00	4,444 72	- 5,851 88	0 00	- 1,407 18	0 00	0 00	- 1,407 18
8 Jul 02	CAMPBELL SOUP CO COM	- 1,800 00	47 828 38	- 57,098 67	0 00	- 8,472 28	0 00	0 00	- 8 472 28
11 Jul 02	SEDOL 2182845								
	17 Nov 00	- 200 00	5,291 82	- 6 582 42	0 00	- 1,270 80	0 00	0 00	- 1,270 80
	28 Jan 01	- 300 00	7 937 73	- 8 521 25	0 00	- 1 583 52	0 00	0 00	- 1,583 52
	2 Feb 01	- 1 300 00	34 398 83	- 41 015 00	0 00	- 6 618 17	0 00	0 00	- 6,618 17
28 Jul 02	CAMPBELL SOUP CO COM	100 00	2,243 82	- 3,143 31	0 00	- 899 49	0 00	0 00	- 899 49
31 Jul 02	SEDOL 2182845								
	6 Feb 01	100 00	2 243 82	- 3,143 31	0 00	- 899 49	0 00	0 00	- 899 49
23 Jul 02	CAMPBELL SOUP CO COM	100 00	2 186 82	- 3,148 61	0 00	- 951 69	0 00	0 00	- 951 69
28 Jul 02	SEDOL 2182845								
	25 Jan 01	- 100 00	2 186 82	- 3,148 61	0 00	- 951 69	0 00	0 00	- 951 69
29 Jul 02	CAMPBELL SOUP CO COM	- 500 00	11,493 25	- 15,716 55	0 00	- 4,223 30	0 00	0 00	- 4,223 30
1 Aug 02	SEDOL 2182845								
	8 Feb 01	500 00	11 493 25	- 15 716 55	0 00	- 4 223 30	0 00	0 00	- 4,223 30
10 Jul 02	CAMPBELL SOUP CO COM	- 900 00	22 883 09	- 28 393 75	0 00	- 5,530 66	0 00	0 00	- 5,530 66
15 Jul 02	SEDOL 2182845								
	24 Jan 01	100 00	2,540 34	- 3 153 75	0 00	- 813 41	0 00	0 00	- 813 41
	2 Feb 01	- 800 00	20,322 75	- 25,240 00	0 00	- 4,817 25	0 00	0 00	- 4 817 25
22 Aug 02	CAMPBELL SOUP CO COM	- 300 00	6,783 54	- 8,774 75	0 00	- 1,991 21	0 00	0 00	- 1,991 21
27 Aug 02	SEDOL 2182845								
	24 May 01	- 100 00	2,281 18	- 2,922 87	0 00	- 681 69	0 00	0 00	- 681 69
	30 May 01	- 200 00	4,522 36	- 5,851 88	0 00	- 1,328 52	0 00	0 00	- 1 328 52
30 Jul 02	CAMPBELL SOUP CO COM	- 100 00	2,303 83	- 3,129 50	0 00	- 825 57	0 00	0 00	- 825 57
2 Aug 02	SEDOL 2182845								
	7 Feb 01	- 100 00	2,303 83	- 3,129 50	0 00	- 825 57	0 00	0 00	- 825 57
19 Jul 02	CAMPBELL SOUP CO COM	- 300 00	8,687 24	- 9 447 21	0 00	- 2,759 97	0 00	0 00	- 2 759 97
24 Jul 02	SEDOL 2182845								
	25 Jan 01	100 00	2,229 08	- 3 148 61	0 00	- 918 53	0 00	0 00	- 918 53
	9 Feb 01	200 00	4 458 16	- 8,298 80	0 00	- 1,840 44	0 00	0 00	- 1,840 44

305

Realized Gain/Loss Detail - Taxable

Trade Date Security Description Shares/Par Proceeds Cost Short Term Market Short Term Translation Short Term Long Term Total

Sales

Equities

Trade Date	Security Description	Shares/Par	Proceeds	Cost	Short Term	Market	Short Term	Translation	Short Term	Long Term	Total
25 Jul 02	CAMPBELL SOUP CO COM SEDOL 2162845	- 800 00	20,848 81	- 28,337 49	0 00	- 7,688 88	0 00	0 00	0 00	- 7,688 88	- 7,688 88
25 Jan 01		- 800 00	20,848 81	- 28,337 49	0 00	- 7,688 88	0 00	0 00	0 00	- 7,688 88	- 7,688 88
3 May 02	CARNIVAL CORP COM SEDOL 2178750	- 500 00	18,688 84	- 12,181 25	0 00	4,487 59	0 00	0 00	0 00	4,487 59	4,487 59
7 Nov 00		- 500 00	18,688 84	- 12,181 25	0 00	4,487 59	0 00	0 00	0 00	4,487 59	4,487 59
19 Nov 02	CHARTER COMMUNICATIONS INC DEL CL A SEDOL 2517748	- 1,700 00	1,990 87	- 5,817 40	0 00	- 3,828 43	0 00	0 00	0 00	- 3,828 43	0 00
22 Nov 02		- 1,700 00	1,990 87	- 5,817 40	0 00	- 3,828 43	0 00	0 00	0 00	- 3,828 43	0 00
22 Jul 02		- 1,700 00	1,990 87	- 5,817 40	0 00	- 3,828 43	0 00	0 00	0 00	- 3,828 43	0 00
8 Nov 02	CHARTER COMMUNICATIONS INC DEL CL A SEDOL 2517748	- 1,200 00	1,417 63	- 4,108 40	0 00	- 2,688 77	0 00	0 00	0 00	- 2,688 77	0 00
12 Nov 02		- 1,200 00	1,417 63	- 4,108 40	0 00	- 2,688 77	0 00	0 00	0 00	- 2,688 77	0 00
22 Jul 02		- 1,200 00	1,417 63	- 4,108 40	0 00	- 2,688 77	0 00	0 00	0 00	- 2,688 77	0 00
5 Nov 02	CHARTER COMMUNICATIONS INC DEL CL A SEDOL 2517748	- 2,200 00	2,688 09	- 7,548 00	0 00	- 4,878 91	0 00	0 00	0 00	- 4,878 91	0 00
8 Nov 02		- 2,200 00	2,688 09	- 7,548 00	0 00	- 4,878 91	0 00	0 00	0 00	- 4,878 91	0 00
22 Jul 02		- 2,200 00	2,688 09	- 7,548 00	0 00	- 4,878 91	0 00	0 00	0 00	- 4,878 91	0 00
25 Nov 02	CHARTER COMMUNICATIONS INC DEL CL A SEDOL 2517748	1,600 00	1,902 50	- 5,345 12	0 00	- 3,442 82	0 00	0 00	0 00	- 3,442 82	0 00
29 Nov 02		1,600 00	1,902 50	- 5,345 12	0 00	- 3,442 82	0 00	0 00	0 00	- 3,442 82	0 00
19 Jul 02		1,600 00	1,902 50	- 5,345 12	0 00	- 3,442 82	0 00	0 00	0 00	- 3,442 82	0 00
7 Nov 02	CHARTER COMMUNICATIONS INC DEL CL A SEDOL 2517748	- 100 00	118 50	- 342 20	0 00	- 223 70	0 00	0 00	0 00	- 223 70	0 00
13 Nov 02		- 100 00	118 50	- 342 20	0 00	- 223 70	0 00	0 00	0 00	- 223 70	0 00
22 Jul 02		- 100 00	118 50	- 342 20	0 00	- 223 70	0 00	0 00	0 00	- 223 70	0 00
20 Nov 02	CHARTER COMMUNICATIONS INC DEL CL A SEDOL 2517748	- 800 00	702 69	- 2,053 20	0 00	- 1,350 51	0 00	0 00	0 00	- 1,350 51	0 00
25 Nov 02		- 800 00	702 69	- 2,053 20	0 00	- 1,350 51	0 00	0 00	0 00	- 1,350 51	0 00
22 Jul 02		- 800 00	702 69	- 2,053 20	0 00	- 1,350 51	0 00	0 00	0 00	- 1,350 51	0 00
8 Oct 02	CHARTER COMMUNICATIONS INC DEL CL A SEDOL 2517748	- 27,800 00	28,539 60	- 501,775 88	- 53,358 58	- 418,878 67	0 00	0 00	- 53,358 59	- 418,878 67	- 418,878 67
11 Oct 02		- 27,800 00	28,539 60	- 501,775 88	- 53,358 58	- 418,878 67	0 00	0 00	- 53,358 59	- 418,878 67	- 418,878 67
8 Nov 98		- 22,300 00	23,810 50	- 423,700 00	0 00	- 400,088 50	0 00	0 00	0 00	- 400,088 50	- 400,088 50
8 Nov 98		- 400 00	423 51	- 8,502 58	0 00	- 8,078 05	0 00	0 00	0 00	- 8,078 05	- 8,078 05

902

◆ Realized Gain/Loss Detail - Taxable

Trade Date Settle Date	Security Description Acquisition Date	Shares/Par	Proceeds	Cost	Realized gain/loss			Total	
					Short Term	Market Long Term	Translation	Short Term	Long Term
Sales									
Equities									
18 Nov 99		- 500 00	529 38	- 11 237 50	0 00	- 10,708 12	0 00	0 00	- 10,708 12
8 Oct 01		- 4,000 00	4,235 07	- 55 934 80	- 51,899 73	0 00	0 00	- 51,899 73	0 00
22 Jul 02		- 700 00	741 14	- 2,401 00	- 1,659 86	0 00	0 00	- 1,659 86	0 00
15 Nov 02	CHARTER COMMUNICATIONS INC DEL CL A	- 800 00	1,057 64	- 3,079 80	- 2,022 16	0 00	0 00	- 2,022 16	0 00
20 Nov 02	SEDOL 2517748								
22 Jul 02		- 800 00	1 057 64	- 3,079 80	- 2,022 16	0 00	0 00	- 2,022 16	0 00
21 Nov 02	CHARTER COMMUNICATIONS INC DEL CL A	- 5,400 00	6,571 05	- 18,478 80	- 11 907 75	0 00	0 00	- 11,907 75	0 00
26 Nov 02	SEDOL 2517748								
22 Jul 02		- 5,400 00	6 571 05	- 18,478 80	- 11,907 75	0 00	0 00	- 11,907 75	0 00
5 Nov 02	CHARTER COMMUNICATIONS INC DEL CL A	- 400 00	512 30	- 1 372 00	- 859 70	0 00	0 00	- 859 70	0 00
8 Nov 02	SEDOL 2517748								
22 Jul 02		- 400 00	512 30	- 1,372 00	- 859 70	0 00	0 00	- 859 70	0 00
22 Nov 02	CHARTER COMMUNICATIONS INC DEL CL A	- 1 200 00	1,423 51	- 4,098 27	- 2 674 78	0 00	0 00	- 2,674 78	0 00
27 Nov 02	SEDOL 2517748								
19 Jul 02		- 100 00	118 63	- 334 07	- 215 44	0 00	0 00	- 215 44	0 00
22 Jul 02		- 1,100 00	1,304 88	- 3,784 20	- 2,458 32	0 00	0 00	- 2,458 32	0 00
26 Nov 02	CHARTER COMMUNICATIONS INC DEL CL A	- 2,600 00	3,713 20	- 8 685 82	- 4,972 62	0 00	0 00	- 4,972 62	0 00
2 Dec 02	SEDOL 2517748								
19 Jul 02		- 2,600 00	3,713 20	- 8,685 82	- 4,972 62	0 00	0 00	- 4 972 62	0 00
18 Nov 02	CHARTER COMMUNICATIONS INC DEL CL A	- 1,200 00	1 411 51	- 4,106 40	- 2,694 89	0 00	0 00	- 2 694 89	0 00
21 Nov 02	SEDOL 2517748								
22 Jul 02		- 1,200 00	1 411 51	- 4,106 40	- 2,694 89	0 00	0 00	- 2,694 89	0 00
8 Jul 02	CIN FNCL CORP COM	- 1,500 00	65,771 81	- 62,794 50	2,977 31	0 00	0 00	2,977 31	0 00
11 Jul 02	SEDOL 2196888								
11 Mar 02		- 1,500 00	65,771 81	- 62,794 50	2,977 31	0 00	0 00	2 977 31	0 00
5 Jul 02	CIN FNCL CORP COM	- 1,600 00	70,552 43	- 66,980 80	3,571 63	0 00	0 00	3,571 63	0 00
10 Jul 02	SEDOL 2196888								
11 Mar 02		- 1 600 00	70,552 43	- 66 980 80	3 571 63	0 00	0 00	3 571 63	0 00

Realized Gain/Loss Detail - Taxable

Trade Date Security Description Shares/Par Proceeds Cost Short Term Long Term Translation Short Term Long Term Total

Trade Date	Security Description	Shares/Par	Proceeds	Cost	Short Term	Long Term	Translation	Short Term	Long Term	Total
3 Jul 02	CIN FNCL CORP COM SEDOL 2188888	- 3,100 00	138,348 28	- 128,775 30	6,570 98	0 00	0 00	6,570 98	0 00	6,570 98
8 Jul 02	CIN FNCL CORP COM SEDOL 2188888	- 200 00	8 997 22	- 8,372 80	824 82	0 00	0 00	824 82	0 00	824 82
11 Mar 02	CIN FNCL CORP COM SEDOL 2188888	- 200 00	8 997 22	- 8,372 80	824 82	0 00	0 00	824 82	0 00	824 82
8 Jul 02	CIN FNCL CORP COM SEDOL 2188888	- 100 00	4,404 38	- 4,188 30	218 08	0 00	0 00	218 08	0 00	218 08
11 Jul 02	CIN FNCL CORP COM SEDOL 2188888	- 100 00	4,404 38	- 4,188 30	218 08	0 00	0 00	218 08	0 00	218 08
11 Mar 02	CIN FNCL CORP COM SEDOL 2188888	- 100 00	4,404 38	- 4,188 30	218 08	0 00	0 00	218 08	0 00	218 08
10 Jan 02	CISCO SYS INC COM SEDOL 2188183	- 1,200 00	25 337 49	- 45,580 18	- 20,222 87	0 00	0 00	- 20,222 87	0 00	0 00
15 Jan 02	CISCO SYS INC COM SEDOL 2188183	- 400 00	8,445 83	- 15,122 08	- 8,676 25	0 00	0 00	- 8,676 25	0 00	0 00
31 Jan 01	CISCO SYS INC COM SEDOL 2188183	- 800 00	18,881 68	- 30,438 08	- 13,548 42	0 00	0 00	- 13,548 42	0 00	0 00
27 Nov 02	CISCO SYS INC COM SEDOL 2188183	- 4,000 00	58,004 21	- 72,518 00	- 13,511 78	0 00	0 00	- 13,511 78	0 00	- 13,511 78
27 Aug 01	CISCO SYS INC COM SEDOL 2188183	- 4,000 00	58,004 21	- 72,518 00	- 13,511 78	0 00	0 00	- 13,511 78	0 00	- 13,511 78
28 Nov 02	CISCO SYS INC COM SEDOL 2188183	- 300 00	4,478 81	- 5,438 70	- 882 08	0 00	0 00	- 882 08	0 00	- 882 08
27 Aug 01	CISCO SYS INC COM SEDOL 2188183	- 300 00	4,478 81	- 5,438 70	- 882 08	0 00	0 00	- 882 08	0 00	- 882 08
22 Nov 02	CISCO SYS INC COM SEDOL 2188183	- 3,800 00	57,024 50	- 142,538 72	- 85,512 22	0 00	0 00	- 85,512 22	0 00	- 85,512 22
27 Nov 02	CISCO SYS INC COM SEDOL 2188183	- 2,400 00	38,015 47	- 80,732 48	- 54,717 01	0 00	0 00	- 54,717 01	0 00	- 54,717 01
31 Jan 01	CISCO SYS INC COM SEDOL 2188183	- 1,300 00	18,508 38	- 48,717 63	- 28,208 24	0 00	0 00	- 28,208 24	0 00	- 28,208 24
27 Dec 02	CISCO SYS INC COM SEDOL 2188183	- 500 00	7,434 77	- 8,084 50	- 1,628 73	0 00	0 00	- 1,628 73	0 00	- 1,628 73
27 Aug 01	CISCO SYS INC COM SEDOL 2188183	- 500 00	7,434 77	- 8,084 50	- 1,628 73	0 00	0 00	- 1,628 73	0 00	- 1,628 73

802

◆ **Realized Gain/Loss Detail - Taxable**

Trade Date Security Description Settle Date Acquisition Date Shares/Par Proceeds Cost Short Term Long Term Market Realized gain/loss
 Short Term Translation Short Term Long Term Total

Sales

Equities

25 Nov 02	CISCO SYS INC COM	SEDOL 2198183	- 4 100 00	81 351 38	- 100 953 20	0 00	0 00	- 38,601 84	0 00	- 38,601 84
9 Feb 01			- 1,300 00	19,452 87	- 38,865 40	0 00	0 00	- 17,412 53	0 00	- 17,412 53
2 Mar 01			- 2,800 00	41,898 49	- 64,087 80	0 00	0 00	- 22,189 31	0 00	- 22,189 31
28 Nov 02	CISCO SYS INC COM	SEDOL 2198183	- 400 00	5,947 82	7,251 60	0 00	0 00	- 1,303 78	0 00	- 1,303 78
27 Aug 01			- 400 00	5,947 82	7,251 60	0 00	0 00	- 1,303 78	0 00	- 1,303 78
28 Nov 02	CISCO SYS INC COM	SEDOL 2198183	- 500 00	7,461 02	- 9,064 50	0 00	0 00	- 1,603 48	0 00	- 1,603 48
27 Aug 01			- 500 00	7,461 02	- 9,064 50	0 00	0 00	- 1,603 48	0 00	- 1,603 48
28 Nov 02	CISCO SYS INC COM	SEDOL 2198183	- 1,000 00	14,730 65	- 18,129 00	0 00	0 00	- 3,398 35	0 00	- 3,398 35
27 Aug 01			- 1,000 00	14,730 65	- 18,129 00	0 00	0 00	- 3,398 35	0 00	- 3,398 35
22 Nov 02	CISCO SYS INC COM	SEDOL 2198183	- 2,000 00	29,723 30	- 58,718 00	0 00	0 00	- 28,992 70	0 00	- 28,992 70
27 Nov 02			- 2,000 00	29,723 30	- 58,718 00	0 00	0 00	- 28,992 70	0 00	- 28,992 70
9 Feb 01			- 2,000 00	29,723 30	- 58,718 00	0 00	0 00	- 28,992 70	0 00	- 28,992 70
22 Nov 02	CISCO SYS INC COM	SEDOL 2198183	- 800 00	12 005 15	- 24,692 88	0 00	0 00	- 12,687 73	0 00	- 12,687 73
27 Nov 02			- 800 00	12 005 15	- 24,692 88	0 00	0 00	- 12,687 73	0 00	- 12,687 73
7 Feb 01			- 800 00	12 005 15	- 24,692 88	0 00	0 00	- 12,687 73	0 00	- 12,687 73
22 Nov 02	CISCO SYS INC COM	SEDOL 2198183	- 3,100 00	45,959 21	- 95,684 91	0 00	0 00	- 49,725 70	0 00	- 49,725 70
27 Nov 02			- 3,100 00	45,959 21	- 95,684 91	0 00	0 00	- 49,725 70	0 00	- 49,725 70
7 Feb 01			- 3,100 00	45,959 21	- 95,684 91	0 00	0 00	- 49,725 70	0 00	- 49,725 70
28 Nov 02	CISCO SYS INC COM	SEDOL 2198183	- 700 00	10,408 88	- 12,690 30	0 00	0 00	- 2,281 62	0 00	- 2,281 62
27 Aug 01			- 700 00	10,408 88	- 12,690 30	0 00	0 00	- 2,281 62	0 00	- 2,281 62
25 Nov 02	CISCO SYS INC COM	SEDOL 2198183	- 5,100 00	78,182 21	- 98,121 20	0 00	0 00	- 22,928 99	0 00	- 22,928 99
29 Nov 02			- 5,100 00	78,182 21	- 98,121 20	0 00	0 00	- 22,928 99	0 00	- 22,928 99
2 Mar 01			- 1,400 00	20,815 51	- 32,043 90	0 00	0 00	- 11,128 39	0 00	- 11,128 39

The Northern Trust Company

Generated by The Northern Trust Company from periodic data on 21 Jan 03

609

Realized Gain/Loss Detail - Taxable

Trade Date Settle Date	Security Description Acquisition Date	Shares/Par	Proceeds	Cost	Realized gain/loss			Total	
					Short Term	Market Long Term	Translation	Short Term	Long Term
Sales									
Equities									
	27 Aug 01	- 3,700 00	55,278 70	- 87,077 30	0 00	- 11,800 80	0 00	0 00	- 11,800 80
29 Nov 02 4 Dec 02	CISCO SYS INC COM SEDOL 2188183	- 1,100 00	18,518 88	- 19,941 80	0 00	- 3,423 04	0 00	0 00	- 3,423 04
	27 Aug 01	- 1,100 00	18 518 88	- 19 941 80	0 00	- 3,423 04	0 00	0 00	- 3 423 04
2 Dec 02 5 Dec 02	CISCO SYS INC COM SEDOL 2188183	- 1,400 00	21,484 89	- 25,380 80	0 00	- 3,915 81	0 00	0 00	- 3,915 81
	27 Aug 01	- 1,400 00	21,484 89	- 25,380 80	0 00	- 3,915 81	0 00	0 00	- 3,915 81
28 Nov 02 2 Dec 02	CISCO SYS INC COM SEDOL 2188183	- 1,000 00	14,730 85	- 18,128 00	0 00	- 3,398 35	0 00	0 00	- 3,398 35
	27 Aug 01	- 1,000 00	14,730 85	- 18,128 00	0 00	- 3,398 35	0 00	0 00	- 3,398 35
25 Nov 02 28 Nov 02	CISCO SYS INC COM SEDOL 2188183	- 700 00	10,457 75	- 19,850 80	0 00	- 9,392 85	0 00	0 00	- 9,392 85
	8 Feb 01	- 700 00	10,457 75	- 19,850 80	0 00	- 9,392 85	0 00	0 00	- 9,392 85
28 Nov 02 2 Dec 02	CISCO SYS INC COM SEDOL 2188183	- 400 00	5,892 28	- 7,251 80	0 00	- 1,359 34	0 00	0 00	- 1,359 34
	27 Aug 01	- 400 00	5 892 28	- 7,251 80	0 00	- 1,359 34	0 00	0 00	- 1,359 34
25 Nov 02 28 Nov 02	CISCO SYS INC COM SEDOL 2188183	- 700 00	10,474 82	- 12,690 30	0 00	- 2,215 88	0 00	0 00	- 2,215 88
	27 Aug 01	- 700 00	10 474 82	- 12,690 30	0 00	- 2,215 88	0 00	0 00	- 2 215 88
28 Nov 02 2 Dec 02	CISCO SYS INC COM SEDOL 2188183	- 100 00	1,488 95	- 1,812 90	0 00	- 325 85	0 00	0 00	- 325 85
	27 Aug 01	- 100 00	1,488 95	- 1,812 90	0 00	- 325 85	0 00	0 00	- 325 85
28 Nov 02 2 Dec 02	CISCO SYS INC COM SEDOL 2188183	- 300 00	4,478 81	- 5,438 70	0 00	- 962 09	0 00	0 00	- 962 09
	27 Aug 01	- 300 00	4,478 81	- 5,438 70	0 00	- 962 09	0 00	0 00	- 962 09
8 Jan 02 14 Jan 02	CISCO SYS INC COM SEDOL 2188183	- 3,400 00	72,335 95	- 138,897 38	- 84,581 41	0 00	0 00	- 84,581 41	0 00
	23 Jan 01	- 1,800 00	38 285 50	- 78 021 20	- 37,725 70	0 00	0 00	- 37,725 70	0 00

310

◆ Realized Gain/Loss Detail - Taxable

Trade Date Settle Date	Security Description Acquisition Date	Shares/Par	Proceeds	Cost	Realized gain/loss			Total	
					Short Term	Market Long Term	Translation	Short Term	Long Term
Sales									
Equities									
	1 Feb 01	- 1,600 00	34,040 45	- 80,878 16	- 28 835 71	0 00	0 00	- 28 835 71	0 00
28 Nov 02 2 Dec 02	CISCO SYS INC COM SEDOL 2198183	- 100 00	1,492 20	- 1,812 80	0 00	- 320 70	0 00	0 00	- 320 70
	27 Aug 01	- 100 00	1,492 20	1,812 80	0 00	- 320 70	0 00	0 00	- 320 70
27 Nov 02 3 Dec 02	CISCO SYS INC COM SEDOL 2198183	- 1,500 00	22,438 42	- 27,193 50	0 00	- 4,755 08	0 00	0 00	- 4,755 08
	27 Aug 01	1 500 00	22 438 42	27,193 50	0 00	- 4,755 08	0 00	0 00	- 4 755 08
7 Aug 02 12 Aug 02	CLOROX CO COM SEDOL 2204028	- 1,100 00	41,748 13	- 45,829 74	0 00	- 4 080 81	0 00	0 00	- 4,080 81
	21 Oct 89	- 1,100 00	41 748 13	- 45 829 74	0 00	- 4,080 81	0 00	0 00	- 4,080 81
5 Aug 02 8 Aug 02	CLOROX CO COM SEDOL 2204028	- 1,000 00	37,885 46	- 41,683 40	0 00	- 3,977 84	0 00	0 00	- 3,977 84
	21 Oct 89	- 1,000 00	37 685 46	- 41 683 40	0 00	- 3,977 84	0 00	0 00	- 3,977 84
1 Aug 02 6 Aug 02	CLOROX CO COM SEDOL 2204028	- 4 200 00	159 478 85	- 174,988 28	0 00	- 15,507 43	0 00	0 00	- 15,507 43
	21 Oct 89	- 4,200 00	159,478 85	- 174,988 28	0 00	- 15,507 43	0 00	0 00	- 15,507 43
28 Dec 02 31 Dec 02	COMCAST CORP NEW CL A SEDOL 2044545	- 200 00	4,895 57	- 3 728 91	1,168 88	0 00	0 00	1,168 88	0 00
	17 Jun 02	- 200 00	4,895 57	- 3,728 91	1,168 88	0 00	0 00	1,168 88	0 00
27 Nov 02 3 Dec 02	COMCAST CORP NEW CL A SEDOL 2044545	- 300 00	7 294 87	- 8,743 72	550 85	0 00	0 00	550 85	0 00
	8 Sep 02	- 300 00	7,294 87	- 8 743 72	550 85	0 00	0 00	550 85	0 00
28 Nov 02 2 Dec 02	COMCAST CORP NEW CL A SEDOL 2044545	200 00	5 092 28	- 4 495 81	598 45	0 00	0 00	598 45	0 00
	8 Sep 02	- 200 00	5 092 28	- 4,495 81	598 45	0 00	0 00	598 45	0 00
22 Nov 02 27 Nov 02	COMCAST CORP NEW CL A SEDOL 2044545	- 800 00	15,584 23	15 073 58	510 85	0 00	0 00	510 85	0 00
	22 Apr 02	- 244 15	6 341 48	- 6,062 38	278 12	0 00	0 00	278 12	0 00

Realized Gain/Loss Detail - Taxable

Trade Date Security Description Shares/Par Proceeds Cost Short Term Long Term Market Realized gain/loss Total Long Term

Settle Date Acquisition Date

Sales

Equities

23 Apr 02	COMCAST CORP NEW CL A	SEDOL 2044545	- 355 85	8,242 75	- 9,011 22	231 53	0 00	0 00	231 53	0 00
25 Nov 02	COMCAST CORP NEW CL A	SEDOL 2044545	- 7,441 00	181,624 53	- 173,834 13	17,890 40	0 00	0 00	17,890 40	0 00
22 Apr 02			- 1,502 75	38 698 01	- 37,313 87	1,385 04	0 00	0 00	1 385 04	0 00
25 Apr 02			- 388 20	8,887 12	- 8,537 75	458 37	0 00	0 00	458 37	0 00
8 Sep 02			- 374 05	8,832 73	- 8 408 28	1,224 44	0 00	0 00	1,224 44	0 00
12 Sep 02			- 5,178 00	133,295 07	- 118,374 12	14,820 95	0 00	0 00	14 820 95	0 00
18 Dec 02	COMCAST CORP NEW CL A	SEDOL 2044545	- 100 00	2,437 84	- 2,247 81	189 83	0 00	0 00	189 83	0 00
8 Sep 02			- 100 00	2,437 84	- 2,247 81	189 83	0 00	0 00	189 83	0 00
18 Dec 02	COMCAST CORP NEW CL A	SEDOL 2044545	- 700 00	18,017 03	- 15,735 34	2,281 68	0 00	0 00	2,281 68	0 00
8 Sep 02			- 700 00	18,017 03	- 15,735 34	2,281 68	0 00	0 00	2,281 68	0 00
17 Dec 02	COMCAST CORP NEW CL A	SEDOL 2044545	- 200 00	4,847 89	- 4,485 81	452 08	0 00	0 00	452 08	0 00
8 Sep 02			- 200 00	4,847 89	- 4,485 81	452 08	0 00	0 00	452 08	0 00
8 Dec 02	COMCAST CORP NEW CL A	SEDOL 2044545	- 300 00	7,344 18	- 6,743 72	800 47	0 00	0 00	800 47	0 00
8 Sep 02			- 300 00	7,344 18	- 6,743 72	800 47	0 00	0 00	800 47	0 00
18 Dec 02	COMCAST CORP NEW CL A	SEDOL 2044545	- 200 00	4 781 85	- 4 485 81	298 04	0 00	0 00	298 04	0 00
8 Sep 02			- 200 00	4 781 85	- 4 485 81	298 04	0 00	0 00	298 04	0 00
23 Dec 02	COMCAST CORP NEW CL A	SEDOL 2044545	- 400 00	8 632 42	- 7,528 72	2,102 70	0 00	0 00	2 102 70	0 00
8 Sep 02			- 400 00	8 632 42	- 7,528 72	2,102 70	0 00	0 00	2 102 70	0 00
20 Dec 02	COMCAST CORP NEW CL A	SEDOL 2044545	- 201 20	4,845 11	- 3,823 18	1,021 93	0 00	0 00	1,021 93	0 00
17 Jun 02			- 188 80	4,787 31	- 3,708 54	1,080 77	0 00	0 00	1,080 77	0 00
20 Dec 02	COMCAST CORP NEW CL A	SEDOL 2044545	- 400 00	9,831 88	- 8,568 38	1,065 50	0 00	0 00	1,065 50	0 00
8 Sep 02			- 400 00	9,831 88	- 8,568 38	1,065 50	0 00	0 00	1,065 50	0 00
18 Jun 02			- 122 30	2 944 84	- 2,323 83	621 01	0 00	0 00	621 01	0 00
8 Sep 02			- 277 70	8,888 92	- 8,242 43	444 48	0 00	0 00	444 48	0 00

312

Realized Gain/Loss Detail - Taxable

Realized gain/loss _____
 Market _____
 Short Term _____ Long Term _____ Total _____
 Short Term _____ Long Term _____ Translation _____
 Shares/Par _____ Proceeds _____ Cost _____
 Trade Date _____ Security Description _____
 Settle Date _____ Acquisition Date _____

Sales
Equities

Date	Description	Shares/Par	Proceeds	Cost	Short Term	Long Term	Market	Realized gain/loss
28 Jul 02	COX COMMUNICATIONS INC NEW CL A SEDOL 2230429	- 1,000 00	24,053 77	- 45,078 88	0 00	- 21,023 22	0 00	- 21,023 22
7 May 01		- 200 00	4,810 75	- 8,022 80	0 00	- 4,212 15	0 00	- 4,212 15
8 May 01		- 700 00	18,837 64	- 31,581 46	0 00	- 14,723 82	0 00	- 14,723 82
9 May 01		- 400 00	8,837 28	- 17,480 00	0 00	- 7,542 74	0 00	- 7,542 74
1 Oct 02	COX COMMUNICATIONS INC NEW CL A SEDOL 2230429	- 5,000 00	122,178 31	- 211,831 18	0 00	- 89,654 85	0 00	- 89,654 85
14 Mar 01		- 800 00	21,991 74	- 37,552 88	0 00	- 15,561 12	0 00	- 15,561 12
22 Mar 01		- 700 00	17,104 68	- 28,575 00	0 00	- 12,470 32	0 00	- 12,470 32
18 May 01		- 500 00	12,217 63	- 21,850 00	0 00	- 9,632 37	0 00	- 9,632 37
23 May 01		- 900 00	21,991 74	- 38,694 89	0 00	- 16,702 85	0 00	- 16,702 85
29 May 01		- 500 00	12,217 63	- 20,805 00	0 00	- 8,687 37	0 00	- 8,687 37
31 May 01		- 100 00	2,443 53	- 4,217 00	0 00	- 1,773 47	0 00	- 1,773 47
7 Jun 01		- 900 00	21,891 73	- 37,948 81	0 00	- 15,854 88	0 00	- 15,854 88
7 Jun 01		- 500 00	12,217 63	- 21,090 00	0 00	- 8,872 37	0 00	- 8,872 37
28 Jul 02	DOVER CORP COM SEDOL 2278407	- 200 00	5,891 48	- 8,871 50	0 00	- 780 02	0 00	- 780 02
31 Jul 02	DOVER CORP COM SEDOL 2278407	- 200 00	5,891 48	- 8,871 50	0 00	- 780 02	0 00	- 780 02
21 Dec 98		- 200 00	5,891 48	- 8,871 50	0 00	- 780 02	0 00	- 780 02
21 Aug 02	DOVER CORP COM SEDOL 2278407	- 200 00	5,803 58	- 8,680 00	0 00	- 858 42	0 00	- 858 42
28 Aug 02	DOVER CORP COM SEDOL 2278407	- 200 00	5,803 58	- 8,680 00	0 00	- 858 42	0 00	- 858 42
21 Dec 98		- 200 00	5,803 58	- 8,680 00	0 00	- 858 42	0 00	- 858 42
12 Jul 02	DOVER CORP COM SEDOL 2278407	- 2,000 00	68,423 39	- 86,715 00	0 00	- 281 61	0 00	- 281 61
17 Jul 02	DOVER CORP COM SEDOL 2278407	- 2,000 00	68,423 39	- 86,715 00	0 00	- 281 61	0 00	- 281 61
21 Dec 98		- 2,000 00	68,423 39	- 86,715 00	0 00	- 281 61	0 00	- 281 61
31 Jul 02	DOVER CORP COM SEDOL 2278407	- 300 00	8,750 64	- 10,001 50	0 00	- 1,250 88	0 00	- 1,250 88
5 Aug 02	DOVER CORP COM SEDOL 2278407	- 300 00	8,750 64	- 10,001 50	0 00	- 1,250 88	0 00	- 1,250 88
21 Dec 98		- 300 00	8,750 64	- 10,001 50	0 00	- 1,250 88	0 00	- 1,250 88
21 Dec 98		- 200 00	5,833 76	- 8,671 50	0 00	- 837 74	0 00	- 837 74
21 Dec 98		- 100 00	2,918 88	- 3,330 00	0 00	- 413 12	0 00	- 413 12

The Northern Trust Company

Generated by The Northern Trust Company from periodic data on 21 Jan 03

3/E

◆ Realized Gain/Loss Detail - Taxable

Trade Date Settle Date	Security Description Acquisition Date	Shares/Par	Proceeds	Cost	Realized gain/loss			Total	
					Short Term	Market Long Term	Translation	Short Term	Long Term
Sales									
Equities									
19 Aug 02 22 Aug 02	DOVER CORP COM SEDOL 2278407	- 400 00	11,828 80	- 13,320 00	0 00	- 1,693 20	0 00	0 00	- 1,693 20
	21 Dec 98	- 400 00	11,828 80	- 13,320 00	0 00	- 1,693 20	0 00	0 00	- 1,693 20
29 Jul 02 1 Aug 02	DOVER CORP COM SEDOL 2278407	- 800 00	27,082 33	- 30,021 75	0 00	- 2,929 42	0 00	0 00	- 2,929 42
	21 Dec 98	- 800 00	27,082 33	- 30,021 75	0 00	- 2,929 42	0 00	0 00	- 2,929 42
15 Jul 02 18 Jul 02	DOVER CORP COM SEDOL 2278407	- 300 00	10,018 69	- 10,007 25	0 00	9 44	0 00	0 00	9 44
	21 Dec 98	- 300 00	10,018 69	- 10,007 25	0 00	9 44	0 00	0 00	9 44
30 Jul 02 2 Aug 02	DOVER CORP COM SEDOL 2278407	- 400 00	11,877 12	- 13,343 00	0 00	- 1,465 88	0 00	0 00	- 1,465 88
	21 Dec 98	- 400 00	11,877 12	- 13,343 00	0 00	- 1,465 88	0 00	0 00	- 1,465 88
19 Jul 02 24 Jul 02	DOVER CORP COM SEDOL 2278407	- 100 00	3,045 51	- 3,335 75	0 00	- 290 24	0 00	0 00	- 290 24
	21 Dec 98	- 100 00	3,045 51	- 3,335 75	0 00	- 290 24	0 00	0 00	- 290 24
22 Aug 02 27 Aug 02	DOVER CORP COM SEDOL 2278407	- 300 00	8,705 87	- 9,990 00	0 00	- 1,284 03	0 00	0 00	- 1,284 03
	21 Dec 98	- 300 00	8,705 87	- 9,990 00	0 00	- 1,284 03	0 00	0 00	- 1,284 03
23 Aug 02 28 Aug 02	DOVER CORP COM SEDOL 2278407	- 100 00	2,802 40	- 3,330 00	0 00	- 427 60	0 00	0 00	- 427 60
	21 Dec 98	- 100 00	2,802 40	- 3,330 00	0 00	- 427 60	0 00	0 00	- 427 60
1 Aug 02 8 Aug 02	DOVER CORP COM SEDOL 2278407	- 200 00	5,810 38	- 6,660 00	0 00	- 849 64	0 00	0 00	- 849 64
	21 Dec 98	- 200 00	5,810 38	- 6,660 00	0 00	- 849 64	0 00	0 00	- 849 64
15 Aug 02 20 Aug 02	DOVER CORP COM SEDOL 2278407	- 100 00	2,920 37	- 3,330 00	0 00	- 409 63	0 00	0 00	- 409 63
	21 Dec 98	- 100 00	2,920 37	- 3,330 00	0 00	- 409 63	0 00	0 00	- 409 63

314

◆ **Realized Gain/Loss Detail - Taxable**

Realized gains/losses _____
 Market _____
 Short Term _____
 Long Term _____
 Total _____

Trade Date Security Description
 Settlement Date Acquisition Date
 Shares/Par Proceeds Cost Short Term Long Term Short Term Long Term

Equities

Trade Date	Security Description	Settlement Date	Acquisition Date	Shares/Par	Proceeds	Cost	Short Term	Long Term	Short Term	Long Term	Short Term	Long Term
3 Jan 02	DOW CHEM CO COM	SEDOL 2278719		- 700 00	24,521 75	- 24,290 00	231 75	0 00	0 00	231 75	0 00	0 00
8 Jan 02	SEDOL 2278719											
22 Oct 01				- 700 00	24,521 75	- 24,280 00	231 75	0 00	0 00	231 75	0 00	0 00
2 Jan 02	DOW CHEM CO COM	SEDOL 2278719		- 300 00	10,227 20	- 10,410 00	- 182 80	0 00	0 00	- 182 80	0 00	0 00
7 Jan 02	SEDOL 2278719											
22 Oct 01				- 300 00	10,227 20	- 10,410 00	- 182 80	0 00	0 00	- 182 80	0 00	0 00
28 Jun 02	EDISON INTL COM	SEDOL 2829515		- 1 600 00	28,146 35	- 18,578 28	8,872 85	595 11	0 00	8,872 85	595 11	0 00
1 Jul 02	SEDOL 2829515											
20 Jun 01				- 100 00	1,759 15	- 1,184 04	595 11	0 00	0 00	595 11	0 00	0 00
28 Jun 01				- 1,500 00	28,387 20	- 17,414 25	8,872 85	0 00	0 00	8,872 85	0 00	0 00
1 Jul 02	EDISON INTL COM	SEDOL 2829515		- 800 00	15,287 31	- 10,008 02	5,281 28	0 00	0 00	5,281 28	0 00	0 00
1 Jun 02	SEDOL 2829515											
14 Jun 01				- 900 00	15,287 31	- 10,008 02	5,281 28	0 00	0 00	5,281 28	0 00	0 00
12 Sep 02	EDISON INTL COM	SEDOL 2829515		- 200 00	2,125 23	- 2,203 70	- 78 47	0 00	0 00	- 78 47	0 00	0 00
17 Sep 02	SEDOL 2829515											
13 Jun 01				- 200 00	2,125 23	- 2,203 70	- 78 47	0 00	0 00	- 78 47	0 00	0 00
27 Jun 02	EDISON INTL COM	SEDOL 2829515		- 2 700 00	48,188 54	- 30,878 33	17,190 21	0 00	0 00	17,190 21	0 00	0 00
2 Jul 02	SEDOL 2829515											
21 Jun 01				- 1,100 00	19,623 41	- 12,672 33	8 851 08	0 00	0 00	8 851 08	0 00	0 00
21 Jun 01				- 1 600 00	28,543 13	- 18 304 00	10,238 13	0 00	0 00	10,238 13	0 00	0 00
27 Jun 02	EDISON INTL COM	SEDOL 2829515		- 1 800 00	32,411 50	- 21,888 57	10,522 83	0 00	0 00	10,522 83	0 00	0 00
2 Jul 02	SEDOL 2829515											
21 Jun 01				- 1 800 00	32,411 50	- 21,888 57	10,522 83	0 00	0 00	10,522 83	0 00	0 00
3 Jul 02	EDISON INTL COM	SEDOL 2829515		- 13,500 00	214 418 07	- 149,270 13	65,147 84	0 00	0 00	65,147 84	0 00	0 00
8 Jul 02	SEDOL 2829515											
11 Jun 01				- 1,800 00	30,177 35	- 20,999 58	8,177 78	0 00	0 00	8,177 78	0 00	0 00
12 Jun 01				- 5,800 00	93,708 84	- 65,288 81	28,418 83	0 00	0 00	28,418 83	0 00	0 00
13 Jun 01				- 3 800 00	60,354 72	- 41,870 30	18,484 42	0 00	0 00	18,484 42	0 00	0 00
14 Jun 01				- 1,300 00	20,647 87	- 14,453 14	6,184 53	0 00	0 00	6,184 53	0 00	0 00
27 Jun 01				- 600 00	8,528 69	- 8 658 32	2,871 37	0 00	0 00	2,871 37	0 00	0 00

Generated by The Northern Trust Company from periodic data on 21 Jan 03

The Northern Trust Company

515

◆ Realized Gain/Loss Detail - Taxable

Trade Date Settle Date	Security Description Acquisition Date	Shares/Par	Proceeds	Cost	Realized gain/loss			Total	
					Short Term	Market Long Term	Translation	Short Term	Long Term
Sales									
Equities									
28 Jun 02	EDISON INTL COM	- 2,000 00	35,300 83	- 23,488 25	0 00	11,804 68	0 00	0 00	11,804 68
1 Jul 02	SEDOL 2828515								
20 Jun 01		- 800 00	14,120 37	- 8,312 32	0 00	4,808 05	0 00	0 00	4,808 05
22 Jun 01		- 100 00	1,765 05	- 1,181 83	0 00	573 22	0 00	0 00	573 22
25 Jun 01		- 1,100 00	18,415 51	- 12,892 10	0 00	6,423 41	0 00	0 00	6,423 41
13 Sep 02	EDISON INTL COM	- 100 00	1,073 58	- 1,101 85	0 00	- 28 28	0 00	0 00	- 28 28
18 Sep 02	SEDOL 2828515								
13 Jun 01		- 100 00	1,073 58	- 1,101 85	0 00	- 28 28	0 00	0 00	- 28 28
12 Sep 02	EDISON INTL COM	- 100 00	1,078 98	- 1,101 85	0 00	- 21 89	0 00	0 00	- 21 89
17 Sep 02	SEDOL 2828515								
13 Jun 01		- 100 00	1,078 98	- 1,101 85	0 00	- 21 89	0 00	0 00	- 21 89
28 Jun 02	EDISON INTL COM	- 2,000 00	34,018 57	- 22,330 12	0 00	11,688 45	0 00	0 00	11,688 45
3 Jul 02	SEDOL 2828515								
13 Jun 01		- 100 00	1,700 83	- 1,122 00	0 00	578 83	0 00	0 00	578 83
14 Jun 01		- 400 00	8,803 31	- 4,488 00	0 00	2,315 31	0 00	0 00	2,315 31
14 Jun 01		- 800 00	15,307 48	- 10,006 02	0 00	5,301 44	0 00	0 00	5,301 44
15 Jun 01		- 500 00	8,504 14	- 5,593 10	0 00	2,911 04	0 00	0 00	2,911 04
18 Jun 01		- 100 00	1,700 83	- 1,121 00	0 00	578 83	0 00	0 00	578 83
7 Jun 01	FLUOR CORP NEW COM	1,500 00	- 78,182 40	38,087 41	- 43,094 89	0 00	0 00	- 43,094 89	0 00
12 Jun 01	SEDOL 2698838								
22 Dec 00		1,500 00	- 78,182 40	38,087 41	- 43,094 89	0 00	0 00	- 43,094 89	0 00
24 Sep 02	FLUOR CORP NEW COM	- 800 00	14,800 19	- 28,592 75	0 00	- 13,892 58	0 00	0 00	- 13,892 58
27 Sep 02	SEDOL 2698838								
21 Jun 01		- 500 00	12,166 82	- 23,712 75	0 00	- 11,545 93	0 00	0 00	- 11,545 93
22 Jun 01		- 100 00	2,433 37	- 4,860 00	0 00	- 2,448 63	0 00	0 00	- 2,448 63
7 Jun 01	FLUOR CORP NEW COM	- 1,500 00	79,182 40	0 00	79,182 40	0 00	0 00	79,182 40	0 00
12 Jun 01	SEDOL 2698838								
22 Dec 00		- 1,500 00	79,182 40	0 00	79,182 40	0 00	0 00	79,182 40	0 00
22 May 01	FLUOR CORP NEW COM	- 1,700 00	108,375 31	0 00	108,375 31	0 00	0 00	108,375 31	0 00
25 May 01	SEDOL 2698838								

316



Realized Gain/Loss Detail - Taxable

Trade Date Security Description
 Settlement Date Acquisition Date
 Shares/Par Proceeds Cost
 Short Term Long Term
 Market Realized gain/loss
 Short Term Translation Short Term Long Term Total

Sales

Equities

22 Dec 00	- 1 700 00	108 375 31	0 00	108,375 31	0 00	0 00	0 00	0 00	108,375 31	0 00	0 00	0 00
25 Sep 02	FLUOR CORP NEW COM	SEDOL 2898838	- 3,200 00	78 739 38	- 144,864 14	0 00	- 68 224 76	0 00	0 00	0 00	0 00	- 68,224 76
21 Jun 01			- 100 00	2 460 60	- 4 638 18	0 00	- 2,177 58	0 00	0 00	0 00	0 00	- 2,177 58
21 Jun 01			- 400 00	9,842 42	- 18 870 20	0 00	- 9,127 78	0 00	0 00	0 00	0 00	- 9,127 78
21 Jun 01			- 1,000 00	24,808 08	- 47 425 50	0 00	- 22,818 44	0 00	0 00	0 00	0 00	- 22,818 44
22 Jun 01			- 1,400 00	34 448 48	- 62,165 18	0 00	- 27 718 70	0 00	0 00	0 00	0 00	- 27,718 70
1 Aug 01			- 300 00	7 381 82	- 11,765 10	0 00	- 4,383 28	0 00	0 00	0 00	0 00	- 4,383 28
22 May 01	FLUOR CORP NEW COM	SEDOL 2898838	1 700 00	- 108 375 31	40,878 39	- 65,488 82	0 00	- 65,488 82	0 00	0 00	0 00	- 65,488 82
22 Dec 00			1 700 00	- 108,375 31	40,878 39	- 65,488 82	0 00	- 65,488 82	0 00	0 00	0 00	- 65,488 82
28 Sep 02	FLUOR CORP NEW COM	SEDOL 2898838	- 200 00	4,855 85	- 7,843 40	0 00	- 2,887 55	0 00	0 00	0 00	0 00	- 2,887 55
1 Oct 02			- 200 00	4 955 85	- 7 843 40	0 00	- 2 887 55	0 00	0 00	0 00	0 00	- 2 887 55
1 Aug 01			- 200 00	4 955 85	- 7 843 40	0 00	- 2 887 55	0 00	0 00	0 00	0 00	- 2 887 55
25 Oct 02	FLUOR CORP NEW COM	SEDOL 2898838	- 4,500 00	101,471 83	- 73,477 48	0 00	27,994 47	0 00	0 00	0 00	0 00	27,994 47
22 Dec 00			- 2 800 00	58,828 23	0 00	58,828 23	0 00	0 00	0 00	0 00	0 00	58,828 23
30 Jun 01			- 800 00	20,284 38	- 34 888 16	0 00	- 14,581 78	0 00	0 00	0 00	0 00	- 14,581 78
31 Jul 01			- 100 00	2,254 93	- 3,881 00	0 00	- 1,628 07	0 00	0 00	0 00	0 00	- 1,628 07
1 Aug 01			- 400 00	8 018 73	- 15,688 80	0 00	- 8,667 07	0 00	0 00	0 00	0 00	- 8,667 07
2 Aug 01			- 500 00	11 274 68	- 18,023 50	0 00	- 7,748 84	0 00	0 00	0 00	0 00	- 7,748 84
18 Apr 02	GANNETT INC COM	SEDOL 2380304	- 200 00	15,448 53	- 12,838 22	2,510 31	2,510 31	0 00	0 00	0 00	0 00	2,510 31
18 Apr 02			- 200 00	15,448 53	- 12,838 22	2,510 31	2,510 31	0 00	0 00	0 00	0 00	2,510 31
5 Jun 02	GANNETT INC COM	SEDOL 2380304	100 00	7 708 82	- 8 427 68	1,279 18	1,279 18	0 00	0 00	0 00	0 00	1,279 18
10 Jun 02			100 00	7 708 82	- 8 427 68	1,279 18	1,279 18	0 00	0 00	0 00	0 00	1,279 18
17 Aug 01			- 100 00	7 708 82	- 8 427 68	1,279 18	1,279 18	0 00	0 00	0 00	0 00	1,279 18
23 Apr 02	GANNETT INC COM	SEDOL 2380304	- 200 00	15 453 13	- 12 838 22	2,514 81	2,514 81	0 00	0 00	0 00	0 00	2,514 81
26 Apr 02			- 200 00	15 453 13	- 12 838 22	2,514 81	2,514 81	0 00	0 00	0 00	0 00	2,514 81
21 Aug 01			- 200 00	15 453 13	- 12 838 22	2,514 81	2,514 81	0 00	0 00	0 00	0 00	2,514 81

◆ Realized Gain/Loss Detail - Taxable

Trade Date Settle Date	Security Description Acquisition Date	Shares/Par	Proceeds	Cost	Realized gain/loss			Total	
					Short Term	Market Long Term	Translation	Short Term	Long Term
Sales									
Equities									
18 Apr 02 24 Apr 02	GANNETT INC COM SEDOL 2380304	- 300 00	23,171 24	- 18,407 33	3,783 91	0 00	0 00	3,783 91	0 00
21 Aug 01		- 300 00	23,171 24	- 18,407 33	3,783 91	0 00	0 00	3,783 91	0 00
28 Jul 02 31 Jul 02	GANNETT INC COM SEDOL 2380304	- 200 00	14,198 75	- 12,651 66	1,545 09	0 00	0 00	1,545 09	0 00
28 Aug 01		- 200 00	14,198 75	- 12,651 66	1,545 09	0 00	0 00	1,545 09	0 00
18 May 02 21 May 02	GANNETT INC COM SEDOL 2380304	- 100 00	7,727 47	- 6,427 68	1,299 81	0 00	0 00	1,299 81	0 00
17 Aug 01		- 100 00	7,727 47	- 6,427 68	1,299 81	0 00	0 00	1,299 81	0 00
29 Jul 02 1 Aug 02	GANNETT INC COM SEDOL 2380304	- 1,700 00	121,110 13	- 105,303 15	15,806 98	0 00	0 00	15,806 98	0 00
28 Aug 01		- 800 00	42,744 75	- 37,954 88	4,789 77	0 00	0 00	4,789 77	0 00
31 Aug 01		- 100 00	7,124 13	- 6,184 50	959 63	0 00	0 00	959 63	0 00
31 Aug 01		- 200 00	14,248 25	- 12,302 82	1,945 43	0 00	0 00	1,945 43	0 00
17 Sep 01		- 500 00	35,820 63	- 30,509 30	5,111 33	0 00	0 00	5,111 33	0 00
17 Sep 01		- 300 00	21,372 37	- 18,371 55	3,000 82	0 00	0 00	3,000 82	0 00
28 Jul 02 31 Jul 02	GANNETT INC COM SEDOL 2380304	- 1,400 00	99,268 78	- 89,588 32	9,702 44	0 00	0 00	9,702 44	0 00
17 Aug 01		- 800 00	58,725 01	- 51,421 28	5,303 73	0 00	0 00	5,303 73	0 00
22 Aug 01		- 200 00	14,181 25	- 12,841 72	1,339 53	0 00	0 00	1,339 53	0 00
28 Aug 01		- 400 00	28,382 50	- 25,303 32	3,059 18	0 00	0 00	3,059 18	0 00
18 Apr 02 19 Apr 02	GANNETT INC COM SEDOL 2380304	- 200 00	15,471 19	- 12,838 22	2,532 97	0 00	0 00	2,532 97	0 00
21 Aug 01		- 200 00	15,471 19	- 12,838 22	2,532 97	0 00	0 00	2,532 97	0 00
24 Apr 02 29 Apr 02	GANNETT INC COM SEDOL 2380304	- 100 00	7,721 54	- 6,427 68	1,293 88	0 00	0 00	1,293 88	0 00
17 Aug 01		- 100 00	7,721 54	- 6,427 68	1,293 88	0 00	0 00	1,293 88	0 00
23 Jul 02 28 Jul 02	GEN MILLS INC COM SEDOL 2387026	- 2,000 00	77,197 67	- 65,874 71	0 00	11,322 98	0 00	0 00	11,322 98
18 Feb 00		- 100 00	3,859 88	- 3,244 75	0 00	815 13	0 00	0 00	815 13

218

◆ Realized Gain/Loss Detail - Taxable

Trade Date Settle Date	Security Description Acquisition Date	Shares/Par	Proceeds	Cost	Realized gain/loss			Total	
					Short Term	Market Long Term	Translation	Short Term	Long Term
Sales									
Equities									
24 Feb 00		- 500 00	19,299 42	- 16,460 35	0 00	2,819 07	0 00	0 00	2,819 07
25 Feb 00		400 00	15 439 53	- 13,165 68	0 00	2 253 85	0 00	0 00	2 253 85
28 Feb 00		300 00	11,578 65	- 9,887 76	0 00	1,691 89	0 00	0 00	1,691 89
29 Feb 00		- 200 00	7,719 77	- 6,598 42	0 00	1,121 35	0 00	0 00	1,121 35
29 Feb 00		- 200 00	7 719 77	- 6,589 50	0 00	1,130 27	0 00	0 00	1 130 27
1 Mar 00		- 200 00	7 719 77	- 6,589 50	0 00	1,130 27	0 00	0 00	1 130 27
1 Mar 00		- 100 00	3,859 88	- 3,288 75	0 00	581 13	0 00	0 00	581 13
8 Jul 02	GEN MILLS INC COM	- 400 00	17,566 11	- 17,105 20	0 00	460 91	0 00	0 00	460 91
12 Jul 02	SEDOL 2387026								
27 Oct 99		- 400 00	17,566 11	- 17,105 20	0 00	460 91	0 00	0 00	460 91
11 Jun 02	GEN MILLS INC COM	200 00	8 820 77	- 8,552 60	0 00	268 17	0 00	0 00	268 17
14 Jun 02	SEDOL 2387026								
27 Oct 99		- 200 00	8,820 77	- 8,552 60	0 00	268 17	0 00	0 00	268 17
10 Jul 02	GEN MILLS INC COM	- 200 00	8,726 75	- 8,552 60	0 00	174 15	0 00	0 00	174 15
15 Jul 02	SEDOL 2387026								
27 Oct 99		200 00	8,726 75	- 8,552 60	0 00	174 15	0 00	0 00	174 15
19 Jul 02	GEN MILLS INC COM	800 00	24,073 61	- 22,727 97	0 00	1,345 64	0 00	0 00	1,345 64
24 Jul 02	SEDOL 2387026								
27 Oct 99		- 300 00	12 036 81	- 12,828 80	0 00	- 792 09	0 00	0 00	- 792 09
29 Feb 00		- 300 00	12 036 80	- 9 899 07	0 00	2,137 73	0 00	0 00	2,137 73
12 Jun 02	GEN MILLS INC COM	- 500 00	21,754 34	- 21,381 50	0 00	372 84	0 00	0 00	372 84
17 Jun 02	SEDOL 2387026								
27 Oct 99		- 500 00	21,754 34	- 21,381 50	0 00	372 84	0 00	0 00	372 84
29 Jul 02	GEN MILLS INC COM	800 00	32 013 59	- 24,722 77	0 00	7,290 82	0 00	0 00	7,290 82
1 Aug 02	SEDOL 2387026								
14 Feb 00		500 00	20,008 49	- 15,449 35	0 00	4 559 14	0 00	0 00	4 559 14
14 Feb 00		300 00	12,005 10	- 8,273 42	0 00	2 731 68	0 00	0 00	2,731 68
10 Jul 02	GEN MILLS INC COM	- 500 00	21,839 34	- 21,381 50	0 00	457 84	0 00	0 00	457 84
15 Jul 02	SEDOL 2387026								
27 Oct 99		500 00	21 839 34	- 21,381 50	0 00	457 84	0 00	0 00	457 84

319

◆ Realized Gain/Loss Detail - Taxable

Trade Date Security Description Shares/Par Proceeds Cost Short Term Long Term Market Realized gain/loss
 Settle Date Acquisition Date Short Term Total

Sales

Equities

28 Jun 02	GEN MILLS INC COM	SEDOL 2387028	- 800 00	23,830 32	- 18,781 80	0 00	5,088 42	0 00	5,088 42
31 Jul 02	GEN MILLS INC COM	SEDOL 2387028	- 200 00	7,843 44	- 8,182 28	0 00	1,781 18	0 00	1,781 18
14 Feb 00			- 200 00	7,843 44	- 8,202 00	0 00	1,741 44	0 00	1,741 44
15 Feb 00			- 100 00	3,871 72	- 3,181 37	0 00	780 35	0 00	780 35
17 Feb 00			- 100 00	3,871 72	- 3,188 25	0 00	785 47	0 00	785 47
25 Jun 02	GEN MILLS INC COM	SEDOL 2387028	- 1,800 00	63,704 48	- 51,342 85	0 00	12,381 53	0 00	12,381 53
15 Feb 00			- 500 00	18,907 85	- 18,008 55	0 00	3,801 10	0 00	3,801 10
15 Feb 00			- 500 00	19,807 85	- 15,958 85	0 00	3,850 80	0 00	3,850 80
18 Feb 00			- 200 00	7,863 08	- 6,418 88	0 00	1,544 20	0 00	1,544 20
18 Feb 00			- 100 00	3,981 53	- 3,244 75	0 00	736 78	0 00	736 78
17 Feb 00			- 100 00	3,981 53	- 3,238 84	0 00	742 58	0 00	742 58
18 Feb 00			- 200 00	7,863 08	- 6,477 00	0 00	1,488 08	0 00	1,488 08
30 Jun 02	GEN MILLS INC COM	SEDOL 2387028	- 700 00	28,282 13	- 21,829 08	0 00	6,833 04	0 00	6,833 04
2 Aug 02	GEN MILLS INC COM	SEDOL 2387028	- 700 00	28,282 13	- 21,829 08	0 00	6,833 04	0 00	6,833 04
14 Feb 00			- 700 00	28,282 13	- 28,851 44	- 823 38	370 25	- 823 38	370 25
10 Jun 02	GEN MILLS INC COM	SEDOL 2387028	- 600 00	28,388 30	- 28,851 44	- 823 38	370 25	- 823 38	370 25
13 Jun 02	GEN MILLS INC COM	SEDOL 2387028	- 300 00	13,198 15	- 12,828 80	0 00	370 25	0 00	370 25
27 Oct 88			- 300 00	13,198 15	- 14,022 54	- 823 38	0 00	- 823 38	0 00
11 Mar 02			- 300 00	13,198 15	- 14,022 54	- 823 38	0 00	- 823 38	0 00
7 Jun 02	GEN MILLS INC COM	SEDOL 2387028	- 1,700 00	75,243 88	- 78,481 08	- 4,217 08	0 00	- 4,217 08	0 00
12 Jun 02	GEN MILLS INC COM	SEDOL 2387028	- 1,700 00	75,243 88	- 78,481 08	- 4,217 08	0 00	- 4,217 08	0 00
11 Mar 02			- 1,700 00	75,243 88	- 78,481 08	- 4,217 08	0 00	- 4,217 08	0 00
18 Jul 02	GEN MILLS INC COM	SEDOL 2387028	- 500 00	20,286 38	- 21,381 50	0 00	- 1,085 12	0 00	- 1,085 12
23 Jul 02	GEN MILLS INC COM	SEDOL 2387028	- 500 00	20,286 38	- 21,381 50	0 00	- 1,085 12	0 00	- 1,085 12
27 Oct 98			- 500 00	20,286 38	- 21,381 50	0 00	- 1,085 12	0 00	- 1,085 12
28 Jun 02	GEN MILLS INC COM	SEDOL 2387028	- 200 00	8,984 12	- 8,552 80	0 00	441 52	0 00	441 52
3 Jul 02	GEN MILLS INC COM	SEDOL 2387028	- 200 00	8,984 12	- 8,552 80	0 00	441 52	0 00	441 52
27 Oct 98			- 200 00	8,984 12	- 8,552 80	0 00	441 52	0 00	441 52

320

◆ **Realized Gain/Loss Detail - Taxable**

Trade Date Security Description
 Sortie Date Acquisition Date
 Shares/Par Proceeds Cost
 Short Term Long Term
 Market
 Realized gain/loss
 Short Term Long Term Total

Sales

Equities

8 Oct 02	GEN MTRS CORP CL H NEW	SEDOL 2135115	- 15,800 00	138 152 68	- 325 369 78	- 13,020 35	- 178 188 75	- 178,188 75	
1 May 01			- 5,100 00	44,511 48	- 111,523 74	0 00	- 87,012 28	0 00	- 87,012 28
2 May 01			- 2,100 00	18,328 25	- 47,409 80	0 00	- 28,081 35	0 00	- 28,081 35
8 May 01			- 1,800 00	15,709 82	- 38,258 48	0 00	- 22,548 54	0 00	- 22,548 54
10 May 01			- 1,800 00	18,582 69	- 41,589 48	0 00	- 25,006 78	0 00	- 25,006 78
11 May 01			- 2,000 00	17,455 47	- 41,735 40	0 00	- 24,278 93	0 00	- 24,278 93
15 May 01			- 300 00	2,818 32	- 6,544 50	0 00	- 3,926 18	0 00	- 3,926 18
18 May 01			- 200 00	1,745 55	- 4,510 00	0 00	- 2,764 45	0 00	- 2,764 45
22 May 01			- 100 00	872 77	- 2,450 00	0 00	- 1,577 23	0 00	- 1,577 23
18 Oct 01			- 300 00	2,818 33	- 4,488 24	- 1,869 81	- 1,869 81	0 00	0 00
17 Oct 01			- 400 00	3,481 09	- 5,878 00	- 2,484 81	- 2,484 81	0 00	0 00
18 Oct 01			- 1,400 00	12,218 83	- 20,884 38	- 8,665 53	- 8,665 53	0 00	0 00
14 Nov 02	GEN MTRS CORP CL H NEW	SEDOL 2135115	- 8,800 00	69 087 61	- 102,313 51	0 00	- 33 225 90	0 00	- 33 225 90
16 Oct 01			- 3,900 00	39 049 52	- 57,868 88	0 00	- 18 818 48	0 00	- 18,818 48
17 Oct 01			- 1,700 00	17 021 59	- 25,148 23	0 00	- 8,124 64	0 00	- 8,124 64
18 Oct 01			- 400 00	4 005 08	- 5,888 88	0 00	- 1,861 88	0 00	- 1,861 88
19 Oct 01			- 800 00	8 011 42	- 13 331 34	0 00	- 4,318 82	0 00	- 4,318 82
11 Mar 02	GENENTECH INC COM STK	SEDOL 2438538	- 1,200 00	60,497 81	- 29,100 00	0 00	31,397 81	0 00	31,397 81
14 Mar 02	GENENTECH INC COM STK	SEDOL 2438538	- 1,200 00	80,497 81	- 29,100 00	0 00	31,397 81	0 00	31,397 81
8 Mar 02	GENENTECH INC COM STK	SEDOL 2438538	- 900 00	48,077 77	- 21,825 00	0 00	24,252 77	0 00	24,252 77
13 Mar 02	GENENTECH INC COM STK	SEDOL 2438538	- 900 00	48,077 77	- 21,825 00	0 00	24,252 77	0 00	24,252 77
20 Jul 99			- 900 00	48,077 77	- 21,825 00	0 00	24,252 77	0 00	24,252 77
14 Mar 02	GENENTECH INC COM STK	SEDOL 2438538	- 700 00	35,448 51	- 16,875 00	0 00	18,473 51	0 00	18,473 51
19 Mar 02	GENENTECH INC COM STK	SEDOL 2438538	- 700 00	35,448 51	- 16,875 00	0 00	18,473 51	0 00	18,473 51
20 Jul 99			- 700 00	35,448 51	- 16,875 00	0 00	18,473 51	0 00	18,473 51
11 Mar 02	GENENTECH INC COM STK	SEDOL 2438538	- 100 00	5 012 17	- 2,425 00	0 00	2,587 17	0 00	2,587 17
14 Mar 02	GENENTECH INC COM STK	SEDOL 2438538	- 100 00	5 012 17	- 2,425 00	0 00	2,587 17	0 00	2,587 17
20 Jul 99			- 100 00	5 012 17	- 2,425 00	0 00	2,587 17	0 00	2,587 17

321

◆ Realized Gain/Loss Detail - Taxable

Trade Date Settle Date	Security Description Acquisition Date	Shares/Par	Proceeds	Cost	Realized gain/loss			Total	
					Short Term	Market Long Term	Translation	Short Term	Long Term
Sales									
Equities									
12 Mar 02	GENENTECH INC COM STK	- 400 00	18,885 87	- 8,700 00	0 00	10,285 87	0 00	0 00	10,285 87
15 Mar 02	SEDOL 2438538								
20 Jul 89		- 400 00	18,885 87	- 8,700 00	0 00	10,285 87	0 00	0 00	10,285 87
13 Mar 02	GENENTECH INC COM STK	- 100 00	4,897 82	- 2,425 00	0 00	2,572 82	0 00	0 00	2,572 82
18 Mar 02	SEDOL 2438538								
20 Jul 89		- 100 00	4,897 82	- 2,425 00	0 00	2,572 82	0 00	0 00	2,572 82
13 Mar 02	GENENTECH INC COM STK	- 2,500 00	125 853 11	- 80,825 00	0 00	65 028 11	0 00	0 00	65,028 11
18 Mar 02	SEDOL 2438538								
20 Jul 89		- 2,500 00	125 853 11	- 80,825 00	0 00	65 028 11	0 00	0 00	65,028 11
5 Aug 02	GOLDMAN SACHS GROUP INC COM	- 3,000 00	208,783 77	- 207,888 85	- 1,102 88	0 00	0 00	- 1,102 88	0 00
6 Aug 02	SEDOL 2407988								
17 Sep 01		- 1,800 00	110,284 88	- 110,701 12	- 416 44	0 00	0 00	- 416 44	0 00
18 Sep 01		- 100 00	8,892 78	- 8,842 00	- 49 21	0 00	0 00	- 49 21	0 00
18 Sep 01		- 1,300 00	89,808 30	- 90,243 53	- 837 23	0 00	0 00	- 837 23	0 00
15 Mar 02	GRAINGER W W INC COM	- 800 00	50,705 85	- 38,239 58	0 00	11,466 37	0 00	0 00	11,466 37
20 Mar 02	SEDOL 2380883								
28 Apr 00		- 100 00	5,633 89	- 4,323 32	0 00	1,310 87	0 00	0 00	1,310 87
1 May 00		- 600 00	33,803 87	- 28,031 00	0 00	7,772 97	0 00	0 00	7,772 87
3 May 00		- 200 00	11,287 89	- 8,885 28	0 00	2,382 73	0 00	0 00	2,382 73
13 Mar 02	GRAINGER W W INC COM	- 800 00	33,882 11	- 28,724 18	0 00	7,137 83	0 00	0 00	7,137 83
18 Mar 02	SEDOL 2380883								
3 May 00		- 800 00	33,882 11	- 28,724 18	0 00	7,137 83	0 00	0 00	7,137 83
13 Mar 02	GRAINGER W W INC COM	- 300 00	17,200 39	- 13,382 08	0 00	3,838 30	0 00	0 00	3,838 30
18 Mar 02	SEDOL 2380883								
3 May 00		- 300 00	17,200 39	- 13,382 08	0 00	3,838 30	0 00	0 00	3,838 30
12 Mar 02	GRAINGER W W INC COM	- 200 00	11,588 84	- 8,908 06	0 00	2,688 88	0 00	0 00	2,688 88
15 Mar 02	SEDOL 2380883								
3 May 00		- 200 00	11,588 84	- 8,908 08	0 00	2,688 88	0 00	0 00	2,688 88

W
e

◆ Realized Gain/Loss Detail - Taxable

Trade Date Settle Date	Security Description Acquisition Date	Shares/Par	Proceeds	Cost	Realized gain/loss			Total	
					Short Term	Market Long Term	Translation	Short Term	Long Term
Sales									
Equities									
19 Mar 02	GRAINGER W W INC COM	- 300 00	18 754 74	- 12,869 98	0 00	3,784 78	0 00	0 00	3,784 78
22 Mar 02	SEDOL 2380863								
28 Apr 00		- 300 00	18,754 74	- 12,869 98	0 00	3,784 78	0 00	0 00	3,784 78
12 Mar 02	GRAINGER W W INC COM	200 00	11,610 82	- 8 911 28	0 00	2,699 64	0 00	0 00	2,699 64
15 Mar 02	SEDOL 2380863								
3 May 00		100 00	5 805 48	- 4 454 03	0 00	1,351 43	0 00	0 00	1,351 43
3 May 00		100 00	5,805 46	- 4,457 25	0 00	1,348 21	0 00	0 00	1,348 21
8 Feb 02	GRAINGER W W INC COM	- 2,000 00	107 298 38	- 89,261 04	0 00	18 037 34	0 00	0 00	18,037 34
13 Feb 02	SEDOL 2380863								
1 May 00		- 400 00	21 459 68	- 17,808 08	0 00	3,551 80	0 00	0 00	3,551 80
2 May 00		- 800 00	42 819 35	- 35 694 98	0 00	7,224 39	0 00	0 00	7 224 39
3 May 00		- 800 00	42 819 35	- 35,658 00	0 00	7,261 35	0 00	0 00	7,261 35
18 Mar 02	GRAINGER W W INC COM	- 400 00	22,389 88	- 17,293 28	0 00	5,098 70	0 00	0 00	5,098 70
21 Mar 02	SEDOL 2380863								
28 Apr 00		400 00	22,389 88	- 17 283 28	0 00	5,098 70	0 00	0 00	5 098 70
14 Mar 02	GRAINGER W W INC COM	- 1,200 00	87 305 07	- 53 357 18	0 00	13 947 81	0 00	0 00	13,947 81
19 Mar 02	SEDOL 2380863								
3 May 00		800 00	44,870 05	- 35,541 04	0 00	9,329 01	0 00	0 00	9 329 01
3 May 00		400 00	22,435 02	- 17,816 12	0 00	4,618 90	0 00	0 00	4,618 80
14 Mar 02	GRAINGER W W INC COM	- 200 00	11,273 48	- 8,885 28	0 00	2,388 23	0 00	0 00	2 388 23
19 Mar 02	SEDOL 2380863								
3 May 00		- 200 00	11,273 48	- 8,885 28	0 00	2,388 23	0 00	0 00	2 388 23
25 Nov 02	GUIDANT CORP COM STK	- 100 00	3,226 43	- 4,801 66	0 00	- 1,575 23	0 00	0 00	- 1 575 23
29 Nov 02	SEDOL 2383979								
27 May 89		100 00	3,226 43	- 4,801 68	0 00	- 1,575 23	0 00	0 00	- 1,575 23
28 Nov 02	GUIDANT CORP COM STK	400 00	12 893 21	- 18,172 12	0 00	- 8,278 81	0 00	0 00	- 8,278 81
2 Dec 02	SEDOL 2383979								
27 May 89		- 70 00	2 258 31	3 361 18	0 00	- 1,104 85	0 00	0 00	- 1,104 85
27 Oct 89		- 330 00	10,638 80	- 15 810 88	0 00	- 5,174 08	0 00	0 00	- 5 174 08

323

◆ Realized Gain/Loss Detail - Taxable

Trade Date	Security Description	Shares/Par	Proceeds	Cost	Realized gain/loss			Total	
					Short Term	Market Long Term	Translation	Short Term	Long Term
Settle Date	Acquisition Date								
Sales									
Equities									
27 Nov 02	GUIDANT CORP COM STK	- 100 00	3,003 78	- 4,791 20	0 00	- 1,787 42	0 00	0 00	- 1,787 42
3 Dec 02	SEDOL 2393979								
	27 Oct 99	- 100 00	3,003 78	- 4,791 20	0 00	- 1,787 42	0 00	0 00	- 1,787 42
22 Nov 02	GUIDANT CORP COM STK	- 100 00	3,065 40	- 4,830 00	0 00	- 1,764 60	0 00	0 00	- 1,764 60
27 Nov 02	SEDOL 2393979								
	27 May 99	- 100 00	3,065 40	- 4 830 00	0 00	- 1,764 60	0 00	0 00	- 1,764 60
21 Nov 02	GUIDANT CORP COM STK	- 100 00	2,897 91	- 4,849 38	0 00	- 1,951 47	0 00	0 00	- 1,951 47
26 Nov 02	SEDOL 2393979								
	23 Jun 00	- 100 00	2,897 91	- 4,849 38	0 00	- 1,951 47	0 00	0 00	- 1,951 47
19 Nov 02	GUIDANT CORP COM STK	- 3,100 00	91,881 22	- 151,290 95	- 32,696 43	- 26,713 30	0 00	- 32,696 43	- 26,713 30
22 Nov 02	SEDOL 2393979								
	25 May 99	- 770 00	22,822 10	- 37,553 75	0 00	- 14,731 65	0 00	0 00	- 14,731 65
	11 Jun 99	- 830 00	18,672 64	- 30,654 29	0 00	- 11,981 65	0 00	0 00	- 11,981 65
	11 Feb 02	- 1,700 00	50,386 48	- 83,082 91	- 32,696 43	0 00	0 00	- 32,696 43	0 00
25 Nov 02	GUIDANT CORP COM STK	- 300 00	9,679 29	- 14,404 98	0 00	- 4,725 69	0 00	0 00	- 4,725 69
28 Nov 02	SEDOL 2393979								
	27 May 99	- 300 00	9,679 29	- 14,404 98	0 00	- 4,725 69	0 00	0 00	- 4,725 69
4 Dec 02	GUIDANT CORP COM STK	- 100 00	3,008 38	- 4,791 20	0 00	- 1,784 84	0 00	0 00	- 1,784 84
9 Dec 02	SEDOL 2393979								
	27 Oct 99	- 100 00	3,008 38	- 4,791 20	0 00	- 1,784 84	0 00	0 00	- 1,784 84
27 Nov 02	GUIDANT CORP COM STK	- 200 00	6,007 57	- 9,582 40	0 00	- 3,574 83	0 00	0 00	- 3,574 83
3 Dec 02	SEDOL 2393979								
	27 Oct 99	- 200 00	6,007 57	- 9,582 40	0 00	- 3,574 83	0 00	0 00	- 3,574 83
26 Nov 02	GUIDANT CORP COM STK	- 100 00	3,223 30	- 4 791 20	0 00	- 1,567 90	0 00	0 00	- 1,567 90
2 Dec 02	SEDOL 2393979								
	27 Oct 99	- 100 00	3,223 30	- 4,791 20	0 00	- 1,567 90	0 00	0 00	- 1,567 90
22 Nov 02	GUIDANT CORP COM STK	- 500 00	15,610 82	- 24,150 00	0 00	- 8,539 18	0 00	0 00	- 8,539 18
27 Nov 02	SEDOL 2393979								

324

Realized Gain/Loss Detail - Taxable

Realized gain/loss _____
 Market _____
 Short Term _____
 Long Term _____
 Translation _____
 Short Term _____
 Long Term _____
 Total _____

Sales

Equities

Trade Date	Security Description	Shares/Par	Proceeds	Cost	Short Term	Long Term	Market	Translation	Short Term	Long Term	Total
27 May 99	GUIDANT CORP COM STK	3,228 43	- 4,801 68	- 1,575 23	0 00	- 1,575 23	- 1,575 23	0 00	0 00	- 1,575 23	- 1,575 23
27 Nov 02	SEDOL 2393979										
27 Oct 99	GUIDANT CORP COM STK	26,610 03	- 43,120 80	- 16,510 77	0 00	- 16,510 77	- 16,510 77	0 00	0 00	- 16,510 77	- 16,510 77
27 Nov 02	SEDOL 2393979										
27 May 99	GUIDANT CORP COM STK	3,228 43	- 4,801 68	- 1,575 23	0 00	- 1,575 23	- 1,575 23	0 00	0 00	- 1,575 23	- 1,575 23
27 Nov 02	SEDOL 2393979										
27 Oct 99	GUIDANT CORP COM STK	26,610 03	- 43,120 80	- 16,510 77	0 00	- 16,510 77	- 16,510 77	0 00	0 00	- 16,510 77	- 16,510 77
27 Nov 02	SEDOL 2393979										
27 May 99	GUIDANT CORP COM STK	3,228 43	- 4,801 68	- 1,575 23	0 00	- 1,575 23	- 1,575 23	0 00	0 00	- 1,575 23	- 1,575 23
27 Nov 02	SEDOL 2393979										
27 Oct 99	GUIDANT CORP COM STK	26,610 03	- 43,120 80	- 16,510 77	0 00	- 16,510 77	- 16,510 77	0 00	0 00	- 16,510 77	- 16,510 77
27 Nov 02	SEDOL 2393979										
27 Oct 99	GUIDANT CORP COM STK	3,008 36	- 4,791 20	- 1,784 84	0 00	- 1,784 84	- 1,784 84	0 00	0 00	- 1,784 84	- 1,784 84
27 Nov 02	SEDOL 2393979										
27 Oct 99	GUIDANT CORP COM STK	59,748 99	- 98,829 89	- 37,081 90	0 00	- 37,081 90	- 37,081 90	0 00	0 00	- 37,081 90	- 37,081 90
27 Nov 02	SEDOL 2393979										
28 May 99	GUIDANT CORP COM STK	11,949 80	- 18,323 24	- 7,373 44	0 00	- 7,373 44	- 7,373 44	0 00	0 00	- 7,373 44	- 7,373 44
28 Nov 02	SEDOL 2393979										
31 May 00	GUIDANT CORP COM STK	12,846 03	- 20,789 00	- 7,922 87	0 00	- 7,922 87	- 7,922 87	0 00	0 00	- 7,922 87	- 7,922 87
28 Nov 02	SEDOL 2393979										
23 Jun 00	GUIDANT CORP COM STK	34,853 16	- 56,737 75	- 21,784 59	0 00	- 21,784 59	- 21,784 59	0 00	0 00	- 21,784 59	- 21,784 59
28 Nov 02	SEDOL 2393979										
23 Jun 00	GUIDANT CORP COM STK	5,901 06	- 9,698 76	- 3,797 70	0 00	- 3,797 70	- 3,797 70	0 00	0 00	- 3,797 70	- 3,797 70
28 Nov 02	SEDOL 2393979										
23 Jun 00	GUIDANT CORP COM STK	5,901 06	- 9,698 76	- 3,797 70	0 00	- 3,797 70	- 3,797 70	0 00	0 00	- 3,797 70	- 3,797 70
28 Nov 02	SEDOL 2393979										

52W

◆ Realized Gain/Loss Detail - Taxable

Trade Date Settle Date	Security Description Acquisition Date	Shares/Par	Proceeds	Cost	Realized gain/loss			Total	
					Short Term	Market Long Term	Translation	Short Term	Long Term
Sales									
Equities									
18 Nov 02	GUIDANT CORP COM STK	- 900 00	28,875 19	- 43,721 40	0 00	- 17,046 21	0 00	0 00	- 17,046 21
22 Nov 02	SEDOL 2393979								
11 Jun 99		- 470 00	13,830 38	- 22,869 07	0 00	- 8,938 69	0 00	0 00	- 8,938 69
23 Jun 00		- 430 00	12,744 81	- 20,852 33	0 00	- 8,107 52	0 00	0 00	- 8,107 52
22 Nov 02	GUIDANT CORP COM STK	- 400 00	12,488 66	- 19,223 68	0 00	- 6,735 02	0 00	0 00	- 6,735 02
27 Nov 02	SEDOL 2393979								
26 May 99		- 70 00	2,185 52	- 3,378 20	0 00	- 1,192 68	0 00	0 00	- 1,192 68
27 May 99		- 330 00	10,303 14	- 15,845 48	0 00	- 5,542 34	0 00	0 00	- 5,542 34
22 Nov 02	GUIDANT CORP COM STK	- 1,500 00	46,832 48	- 72,448 80	0 00	- 25,616 32	0 00	0 00	- 25,616 32
27 Nov 02	SEDOL 2393979								
26 May 99		- 30 00	938 65	- 1,447 80	0 00	- 511 15	0 00	0 00	- 511 15
27 May 99		- 570 00	17,796 34	- 27,531 00	0 00	- 9,734 66	0 00	0 00	- 9,734 66
1 Jun 00		- 800 00	28,099 49	- 43,470 00	0 00	- 15,370 51	0 00	0 00	- 15,370 51
21 Nov 02	GUIDANT CORP COM STK	- 800 00	18,033 59	- 28,096 28	0 00	- 11,062 69	0 00	0 00	- 11,062 69
26 Nov 02	SEDOL 2393979								
23 Jun 00		- 800 00	18,033 59	- 28,096 28	0 00	- 11,062 69	0 00	0 00	- 11,062 69
5 Dec 02	GUIDANT CORP COM STK	- 100 00	3,026 40	- 4,781 20	0 00	- 1,754 80	0 00	0 00	- 1,754 80
10 Dec 02	SEDOL 2393979								
27 Oct 99		- 100 00	3,026 40	- 4,781 20	0 00	- 1,754 80	0 00	0 00	- 1,754 80
2 Oct 02	HASBRO INC COM	- 100 00	1,121 83	- 1,515 57	- 393 74	0 00	0 00	- 393 74	0 00
7 Oct 02	SEDOL 2414580								
11 Mar 02		- 100 00	1,121 83	- 1,515 57	- 393 74	0 00	0 00	- 393 74	0 00
26 Sep 02	HASBRO INC COM	- 1,700 00	18,714 64	- 25,775 12	- 6,060 48	0 00	0 00	- 6,060 48	0 00
1 Oct 02	SEDOL 2414580								
11 Mar 02		- 1,600 00	18,554 86	- 24,249 12	- 5,894 16	0 00	0 00	- 5,894 16	0 00
12 Mar 02		- 100 00	1,158 68	- 1,528 00	- 366 32	0 00	0 00	- 366 32	0 00
27 Sep 02	HASBRO INC COM	- 700 00	7,888 82	- 10,608 99	- 2,622 17	0 00	0 00	- 2,622 17	0 00
2 Oct 02	SEDOL 2414580								
11 Mar 02		- 700 00	7,888 82	- 10,608 99	- 2,622 17	0 00	0 00	- 2,622 17	0 00

326

Portfolio Statement

Account Number BDF01
 COLLECTIVE FUND BDF01 BROADWAY CAPITAL GUARDIAN
 JAN 02 - 31 DEC 02

Realized Gain/Loss Detail - Taxable

Trade Date Security Description Shares/Par Proceeds Cost Short Term Long Term Market Realized gain/loss
 Settle Date Acquisition Date Total Short Term Long Term

30 Sep 02	HASBRO INC COM SEDOL 2414580	- 1,200 00	13 439 59	- 18,188 84	4 747 25	0 00	0 00	0 00	- 4,747 25
11 Mar 02		- 1,200 00	13 439 59	- 18,188 84	- 4,747 25	0 00	0 00	0 00	- 4,747 25
1 Oct 02	HASBRO INC COM SEDOL 2414580	- 200 00	2,250 71	- 3,031 14	- 780 43	0 00	0 00	0 00	- 780 43
11 Mar 02		- 200 00	2,250 71	- 3,031 14	- 780 43	0 00	0 00	0 00	- 780 43
4 Oct 02	HASBRO INC COM SEDOL 2414580	- 300 00	3 381 45	- 4,548 71	- 1 185 28	0 00	0 00	0 00	- 1,185 28
9 Oct 02		- 300 00	3 381 45	- 4,548 71	- 1 185 28	0 00	0 00	0 00	- 1,185 28
1 Oct 02	HEINZ H J CO COM SEDOL 2419240	- 300 00	10,225 25	- 12,542 48	- 2 317 23	0 00	0 00	0 00	- 2 317 23
11 Mar 02		- 300 00	3 381 45	- 4 548 71	- 1 185 28	0 00	0 00	0 00	- 1 185 28
19 Oct 01		- 200 00	8,818 83	- 8,349 64	- 1,532 81	0 00	0 00	0 00	- 1,532 81
22 Oct 01		- 100 00	3,408 42	- 4,192 84	- 784 42	0 00	0 00	0 00	- 784 42
14 Oct 02	HEINZ H J CO COM SEDOL 2419240	- 300 00	9,587 05	- 11,774 77	- 2,187 72	0 00	0 00	0 00	- 2,187 72
15 Nov 01		- 200 00	8 391 37	- 7,888 50	- 1,475 13	0 00	0 00	0 00	- 1,475 13
20 Nov 01		- 100 00	3,185 68	- 3,908 27	- 712 59	0 00	0 00	0 00	- 712 59
27 Sep 02	HEINZ H J CO COM SEDOL 2419240	- 100 00	3 424 29	- 4,193 11	- 768 82	0 00	0 00	0 00	- 768 82
23 Oct 01		- 100 00	3,424 29	- 4,193 11	- 768 82	0 00	0 00	0 00	- 768 82
18 Oct 02	HEINZ H J CO COM SEDOL 2419240	- 400 00	12 780 05	- 15 583 21	- 2 783 16	0 00	0 00	0 00	- 2 783 16
20 Nov 01		- 100 00	3 185 01	- 3,908 27	- 713 26	0 00	0 00	0 00	- 713 26
1 Aug 02		- 300 00	8 585 04	- 11,654 94	- 2,069 90	0 00	0 00	0 00	- 2,069 90
18 Oct 02	HEINZ H J CO COM SEDOL 2419240	- 400 00	12,536 42	- 15,539 82	- 3,003 50	0 00	0 00	0 00	- 3,003 50
23 Oct 02		- 400 00	12,536 42	- 15,539 82	- 3,003 50	0 00	0 00	0 00	- 3,003 50

Equities

Sales

Generated by The Northern Trust Company from periodic data on 21 Jan 03

The Northern Trust Company

LTec

JAN 02 TO DEC 02

◆ Realized Gain/Loss Detail - Taxable

Trade Date Settle Date	Security Description Acquisition Date	Shares/Par	Proceeds	Cost	Realized gain/loss			Total	
					Short Term	Market Long Term	Transtation	Short Term	Long Term
Sales									
Equities									
2 Oct 02	HEINZ H J CO COM	- 100 00	3,397 18	- 4,127 00	- 729 82	0 00	0 00	- 729 82	0 00
7 Oct 02	SEDOL 2418240								
18 Oct 01		- 100 00	3,397 18	- 4,127 00	- 729 82	0 00	0 00	- 729 82	0 00
8 Oct 02	HEINZ H J CO COM	- 1,000 00	32,538 91	- 40,957 58	- 8,417 67	0 00	0 00	- 8,417 67	0 00
15 Oct 02	SEDOL 2418240								
17 Oct 01		- 400 00	13,015 98	- 16,204 84	- 3,188 88	0 00	0 00	- 3,188 88	0 00
18 Oct 01		- 600 00	18,523 95	- 24,752 94	- 5,228 89	0 00	0 00	- 5,228 89	0 00
4 Oct 02	HEINZ H J CO COM	- 100 00	3,388 01	- 4,128 00	- 727 99	0 00	0 00	- 727 99	0 00
8 Oct 02	SEDOL 2418240								
18 Oct 01		- 100 00	3,388 01	- 4,128 00	- 727 99	0 00	0 00	- 727 99	0 00
17 Oct 02	HEINZ H J CO COM	- 200 00	6,078 93	- 7,789 98	- 1,693 03	0 00	0 00	- 1,693 03	0 00
22 Oct 02	SEDOL 2418240								
1 Aug 02		- 200 00	6,078 93	- 7,789 98	- 1,693 03	0 00	0 00	- 1,693 03	0 00
4 Oct 02	HEINZ H J CO COM	- 200 00	6,812 79	- 8,250 98	- 1,438 19	0 00	0 00	- 1,438 19	0 00
8 Oct 02	SEDOL 2418240								
18 Oct 01		- 200 00	6,812 79	- 8,250 98	- 1,438 19	0 00	0 00	- 1,438 19	0 00
28 Oct 02	HEINZ H J CO COM	- 100 00	3,184 90	- 3,884 98	- 700 08	0 00	0 00	700 08	0 00
1 Nov 02	SEDOL 2418240								
1 Aug 02		- 100 00	3,184 90	- 3,884 98	- 700 08	0 00	0 00	- 700 08	0 00
11 Oct 02	HEINZ H J CO COM	- 2,200 00	70,298 02	- 87,329 10	- 17,033 08	0 00	0 00	- 17,033 08	0 00
17 Oct 02	SEDOL 2418240								
17 Oct 01		- 400 00	12,781 09	- 16,204 84	- 3,423 55	0 00	0 00	- 3,423 55	0 00
8 Nov 01		- 600 00	18,171 84	- 23,730 00	- 4,558 38	0 00	0 00	- 4,558 38	0 00
14 Nov 01		- 200 00	6,380 55	- 7,819 40	- 1,528 85	0 00	0 00	- 1,528 85	0 00
15 Nov 01		- 400 00	12,781 09	- 15,733 00	- 2,951 91	0 00	0 00	- 2,951 91	0 00
16 Nov 01		- 200 00	6,380 55	- 7,841 82	- 1,551 27	0 00	0 00	- 1,551 27	0 00
19 Nov 01		- 400 00	12,781 10	- 15,800 24	- 3,019 14	0 00	0 00	- 3,019 14	0 00
10 Oct 02	HEINZ H J CO COM	- 300 00	8,605 88	- 12,153 48	- 2,547 50	0 00	0 00	- 2,547 50	0 00
18 Oct 02	SEDOL 2418240								
17 Oct 01		- 300 00	8,605 88	- 12,153 48	- 2,547 50	0 00	0 00	- 2,547 50	0 00

228

Portfolio Statement

1 JAN 02 - 31 DEC 02

Account Number: BDF01
 Account Name: BDF01BRDFN/CAPITAL GUARDIAN

Realized Gain/Loss Detail - Taxable

Realized gain/loss _____
 Market _____
 Short Term _____ Long Term _____ Total _____
 Trade Date Security Description Shares/Par Proceeds Cost Short Term Long Term Short Term Long Term Settle Date Acquisition Date

Sales

Equities

15 Oct 02	HEINZ H J CO COM	SEDOL 2419240	- 200 00	6,397 14	- 7,818 54	- 1,419 40	0 00	0 00	- 1,419 40
18 Oct 02	HEINZ H J CO COM	SEDOL 2419240	- 200 00	6,397 14	- 7,818 54	- 1,419 40	0 00	0 00	- 1,419 40
20 Nov 01			- 200 00	6,397 14	- 7,818 54	- 1,419 40	0 00	0 00	- 1,419 40
17 Oct 02	HEINZ H J CO COM	SEDOL 2419240	- 1,300 00	39,349 55	- 50,504 74	- 11,155 19	0 00	0 00	- 11,155 19
22 Oct 02	HEINZ H J CO COM	SEDOL 2419240	- 1,300 00	39,349 55	- 50,504 74	- 11,155 19	0 00	0 00	- 11,155 19
1 Aug 02			- 1,300 00	39,349 55	- 50,504 74	- 11,155 19	0 00	0 00	- 11,155 19
23 Oct 02	HEINZ H J CO COM	SEDOL 2419240	- 100 00	3,118 90	- 3,884 98	- 765 08	0 00	0 00	- 765 08
28 Oct 02	HEINZ H J CO COM	SEDOL 2419240	- 100 00	3,118 90	- 3,884 98	- 765 08	0 00	0 00	- 765 08
1 Aug 02			- 100 00	3,118 90	- 3,884 98	- 765 08	0 00	0 00	- 765 08
22 Oct 02	HEINZ H J CO COM	SEDOL 2419240	- 100 00	3,194 90	- 3,884 98	- 690 08	0 00	0 00	- 690 08
25 Oct 02	HEINZ H J CO COM	SEDOL 2419240	- 100 00	3,194 90	- 3,884 98	- 690 08	0 00	0 00	- 690 08
1 Aug 02			- 100 00	3,194 90	- 3,884 98	- 690 08	0 00	0 00	- 690 08
27 Sep 02	HEINZ H J CO COM	SEDOL 2419240	- 300 00	10,220 69	- 12,578 33	- 2,358 64	0 00	0 00	- 2,358 64
2 Oct 02	HEINZ H J CO COM	SEDOL 2419240	- 300 00	10,220 69	- 12,578 33	- 2,358 64	0 00	0 00	- 2,358 64
23 Oct 01			- 300 00	10,220 69	- 12,578 33	- 2,358 64	0 00	0 00	- 2,358 64
3 Oct 02	HEINZ H J CO COM	SEDOL 2419240	- 300 00	10,188 88	- 12,379 00	- 2,190 02	0 00	0 00	- 2,190 02
8 Oct 02	HEINZ H J CO COM	SEDOL 2419240	- 300 00	10,188 88	- 12,379 00	- 2,190 02	0 00	0 00	- 2,190 02
18 Oct 01			- 300 00	10,188 88	- 12,379 00	- 2,190 02	0 00	0 00	- 2,190 02
18 Oct 01			- 100 00	3,398 33	- 4,127 00	- 730 67	0 00	0 00	- 730 67
19 Oct 01			- 200 00	6,782 65	- 8,252 00	- 1,459 35	0 00	0 00	- 1,459 35
25 Oct 02	HEINZ H J CO COM	SEDOL 2419240	- 200 00	6,475 08	- 7,769 98	- 1,294 88	0 00	0 00	- 1,294 88
30 Oct 02	HEINZ H J CO COM	SEDOL 2419240	- 200 00	6,475 08	- 7,769 98	- 1,294 88	0 00	0 00	- 1,294 88
1 Aug 02			- 200 00	6,475 08	- 7,769 98	- 1,294 88	0 00	0 00	- 1,294 88
22 Nov 02	HEWLETT PACKARD CO COM	SEDOL 2424008	- 10,100 00	190,839 82	- 339,318 45	- 148,678 63	0 00	0 00	- 148,678 63
5 Oct 88			- 8,828 50	187,421 59	- 333,550 99	- 146,128 40	0 00	0 00	- 146,128 40
13 Feb 01			- 70 50	1,330 70	- 2,388 48	- 1,057 78	0 00	0 00	- 1,057 78
13 Feb 01			- 100 00	1,887 53	- 3,370 00	- 1,482 47	0 00	0 00	- 1,482 47

Generated by The Northern Trust Company from periodic data on 21 Jan 03

The Northern Trust Company

622

◆ Realized Gain/Loss Detail - Taxable

Trade Date Settle Date	Security Description Acquisition Date	Shares/Par	Proceeds	Cost	Realized gain/loss			Total	
					Short Term	Market Long Term	Translation	Short Term	Long Term
Sales									
Equities									
28 Apr 02 2 May 02	HEWLETT PACKARD CO COM SEDOL 2424008	- 3,600 00	60,910 18	- 123,262 72	0 00	- 62,352 58	0 00	0 00	- 62,352 58
	13 Dec 00	- 2,800 00	47,374 57	- 86,046 18	0 00	- 48,671 59	0 00	0 00	- 48,671 59
	13 Feb 01	- 800 00	13 535 59	- 27 216 58	0 00	- 13,880 97	0 00	0 00	- 13,880 97
21 Nov 02 28 Nov 02	HEWLETT PACKARD CO COM SEDOL 2424008	- 8 100 00	151,528 88	- 288,220 25	0 00	- 136,693 27	0 00	0 00	- 136 693 27
	17 Oct 00	- 2,570 50	48,088 43	- 100,102 79	0 00	- 52,016 38	0 00	0 00	- 52,016 38
	13 Feb 01	- 5 528 50	103,440 55	- 188,117 48	0 00	- 84,878 91	0 00	0 00	84,878 91
25 Nov 02 29 Nov 02	HEWLETT PACKARD CO COM SEDOL 2424008	- 500 00	9,568 88	- 16,785 88	0 00	- 7 228 30	0 00	0 00	- 7 228 30
	5 Oct 89	- 500 00	9 568 88	- 16,785 88	0 00	- 7,228 30	0 00	0 00	- 7,228 30
21 Nov 02 28 Nov 02	HEWLETT PACKARD CO COM SEDOL 2424008	- 9,700 00	183,758 04	- 384 346 39	0 00	- 200,588 35	0 00	0 00	- 200,588 35
	2 Dec 89	- 3,415 50	64,703 87	- 138,033 18	0 00	- 73 328 51	0 00	0 00	- 73,328 51
	14 Dec 89	- 4,427 50	83 875 12	- 173,898 20	0 00	- 90,121 08	0 00	0 00	- 90 121 08
	17 Oct 00	- 1,857 00	35 178 25	- 72,317 01	0 00	- 37 137 78	0 00	0 00	- 37,137 78
31 Jul 02 5 Aug 02	HSEHD INTL INC COM SEDOL 2440273	- 1,300 00	54 435 20	- 49,421 87	0 00	5 013 53	0 00	0 00	5 013 53
	3 Nov 87	- 1,300 00	54,435 20	- 49,421 87	0 00	5,013 53	0 00	0 00	5 013 53
8 Oct 02 11 Oct 02	HSEHD INTL INC COM SEDOL 2440273	- 4,200 00	88 560 12	- 159,870 00	0 00	- 63,108 88	0 00	0 00	- 63,108 88
	3 Nov 87	- 4,200 00	88,560 12	- 159,870 00	0 00	- 63,108 88	0 00	0 00	- 63,108 88
12 Mar 02 15 Mar 02	HSEHD INTL INC COM SEDOL 2440273	- 3,700 00	219,058 54	- 140,681 87	0 00	78,398 87	0 00	0 00	78,398 87
	3 Nov 87	- 3,700 00	219,058 54	- 140,681 87	0 00	78,398 87	0 00	0 00	78,398 87
18 Apr 02 24 Apr 02	ILL TOOL WKS INC COM SEDOL 2457552	- 200 00	14,898 83	- 15,384 54	0 00	- 487 81	0 00	0 00	- 487 81
	12 Aug 89	- 200 00	14 898 83	- 15,384 54	0 00	- 487 81	0 00	0 00	- 487 81

330

Realized Gain/Loss Detail - Taxable

Trade Date Settle Date	Security Description Acquisition Date	Shares/Par	Proceeds	Cost	Realized gain/loss			Total	
					Short Term	Market Long Term	Translation	Short Term	Long Term
Sales									
Equities									
19 Apr 02 24 Apr 02	ILL TOOL WKS INC COM SEDOL 2457552	- 600 00	44 443 96	- 41,982 32	0 00	2 481 84	0 00	0 00	2 481 84
	12 Aug 99	- 400 00	29 829 31	- 30 729 08	0 00	- 1,099 77	0 00	0 00	- 1,099 77
	22 Jun 00	- 200 00	14,814 65	- 11,233 24	0 00	3,581 41	0 00	0 00	3,581 41
18 May 02 21 May 02	ILL TOOL WKS INC COM SEDOL 2457552	- 100 00	7,400 41	- 5 574 42	0 00	1,825 99	0 00	0 00	1,825 99
	26 Jun 00	- 100 00	7 400 41	- 5 574 42	0 00	1 825 99	0 00	0 00	1 825 99
19 Apr 02 24 Apr 02	ILL TOOL WKS INC COM SEDOL 2457552	- 100 00	7 394 97	- 7 682 27	0 00	- 287 30	0 00	0 00	- 287 30
	12 Aug 99	- 100 00	7 394 97	- 7,682 27	0 00	- 287 30	0 00	0 00	- 287 30
22 Apr 02 25 Apr 02	ILL TOOL WKS INC COM SEDOL 2457552	- 100 00	7,407 71	- 5 618 62	0 00	1,791 09	0 00	0 00	1,791 09
	22 Jun 00	- 100 00	7,407 71	- 5,618 62	0 00	1,791 09	0 00	0 00	1,791 09
4 Jun 02 7 Jun 02	ILL TOOL WKS INC COM SEDOL 2457552	- 800 00	54 825 14	- 44 595 36	0 00	10,229 78	0 00	0 00	10,229 78
	26 Jun 00	- 800 00	54,825 14	- 44,595 36	0 00	10 229 78	0 00	0 00	10,229 78
3 Jun 02 8 Jun 02	ILL TOOL WKS INC COM SEDOL 2457552	- 500 00	35,533 93	- 27 872 10	0 00	7,661 83	0 00	0 00	7,661 83
	26 Jun 00	- 500 00	35,533 93	- 27,872 10	0 00	7,661 83	0 00	0 00	7,661 83
15 May 02 20 May 02	ILL TOOL WKS INC COM SEDOL 2457552	- 100 00	7,396 84	- 5,574 42	0 00	1,822 42	0 00	0 00	1 822 42
	26 Jun 00	- 100 00	7 396 84	- 5,574 42	0 00	1 822 42	0 00	0 00	1,822 42
18 Jun 02 21 Jun 02	INTEL CORP CAP SEDOL 2463247	- 2,600 00	57 889 07	- 78 157 82	- 20,268 75	0 00	0 00	- 20,268 75	0 00
	31 Jul 01	- 2 600 00	57 889 07	- 78 157 82	- 20 268 75	0 00	0 00	- 20 268 75	0 00
1 Apr 02 4 Apr 02	JUNIPER NETWORKS INC COM SEDOL 2431848	- 2 900 00	37 410 32	- 29,232 00	8 178 32	0 00	0 00	8 178 32	0 00
	28 Sep 01	- 2,900 00	37,410 32	- 29,232 00	8 178 32	0 00	0 00	8,178 32	0 00

331

JAN 02 TO DEC 02

Realized Gain/Loss Detail - Taxable

Trade Date Settle Date	Security Description Acquisition Date	Shares/Par	Proceeds	Cost	Realized gain/loss			Total	
					Short Term	Market Long Term	Translation	Short Term	Long Term
Sales									
Equities									
28 Mar 02 3 Apr 02	JUNIPER NETWORKS INC COM SEDOL 2431848	- 3,000 00	37,703 43	- 31,070 84	6 632 59	0 00	0 00	6 632 59	0 00
	24 Sep 01	- 400 00	5,027 12	- 4,882 84	184 28	0 00	0 00	184 28	0 00
	28 Sep 01	- 2,600 00	32,878 31	- 26,208 00	6,468 31	0 00	0 00	6 468 31	0 00
1 Apr 02 4 Apr 02	JUNIPER NETWORKS INC COM SEDOL 2431848	- 300 00	3,899 88	- 3,024 00	875 88	0 00	0 00	875 88	0 00
	28 Sep 01	- 300 00	3,899 88	- 3,024 00	875 88	0 00	0 00	875 88	0 00
28 Mar 02 3 Apr 02	JUNIPER NETWORKS INC COM SEDOL 2431848	- 3,200 00	40,209 85	- 38,902 72	1,307 23	0 00	0 00	1,307 23	0 00
	24 Sep 01	- 3,200 00	40,209 85	- 38,902 72	1,307 23	0 00	0 00	1,307 23	0 00
3 Jul 02 9 Jul 02	KELLOGG CO COM SEDOL 2488813	- 7 000 00	244,725 82	- 181,241 80	0 00	83,484 32	0 00	0 00	83,484 32
	28 Feb 00	- 100 00	3,498 08	- 2,130 00	0 00	1,368 08	0 00	0 00	1 368 08
	28 Feb 00	- 2,400 00	83,808 03	- 55,243 88	0 00	28,662 35	0 00	0 00	28 662 35
	29 Feb 00	- 800 00	20,978 51	- 14,348 36	0 00	6,630 15	0 00	0 00	6,630 15
	29 Feb 00	- 200 00	6,882 17	- 4,838 50	0 00	2,352 87	0 00	0 00	2,352 87
	1 Mar 00	- 100 00	3,498 08	- 2,372 70	0 00	1,123 38	0 00	0 00	1,123 38
	1 Mar 00	- 400 00	13,984 34	- 9,433 00	0 00	4,551 34	0 00	0 00	4,551 34
	2 Mar 00	- 300 00	10,488 26	- 6,896 85	0 00	3,591 41	0 00	0 00	3,591 41
	2 Mar 00	- 200 00	6,882 17	- 4,828 00	0 00	2,383 17	0 00	0 00	2 383 17
	6 Mar 00	- 300 00	10,488 25	- 6,837 33	0 00	3,650 92	0 00	0 00	3 650 92
	7 Mar 00	- 600 00	20,978 51	- 13,681 58	0 00	7,314 83	0 00	0 00	7 314 83
	8 Mar 00	- 800 00	27,988 88	- 18,040 00	0 00	9,928 88	0 00	0 00	9 928 88
	9 Mar 00	- 100 00	3,498 09	- 2,294 38	0 00	1,201 71	0 00	0 00	1,201 71
	9 Mar 00	- 300 00	10,488 25	- 6,828 78	0 00	3,581 48	0 00	0 00	3,581 48
	10 Mar 00	- 800 00	20,978 50	- 13,780 48	0 00	7,188 04	0 00	0 00	7,188 04
27 Feb 02 4 Mar 02	KELLOGG CO COM SEDOL 2488813	- 300 00	10,258 80	- 7,173 18	0 00	3 083 42	0 00	0 00	3 083 42
	29 Feb 00	- 300 00	10,258 80	- 7,173 18	0 00	3,083 42	0 00	0 00	3,083 42
22 Feb 02 27 Feb 02	KELLOGG CO COM SEDOL 2488813	- 700 00	24,403 80	- 18,132 31	6,271 48	0 00	0 00	6,271 48	0 00
	23 May 01	- 700 00	24,403 80	- 18,132 31	6,271 48	0 00	0 00	6,271 48	0 00

332

◆ Realized Gain/Loss Detail - Taxable

Trade Date Settle Date	Security Description Acquisition Date	Shares/Par	Proceeds	Cost	Realized gain/loss			Total	
					Short Term	Market Long Term	Translation	Short Term	Long Term
Sales									
Equities									
25 Feb 02	KELLOGG CO COM	- 800 00	27,980 45	- 19 491 36	1 850 11	6,638 88	0 00	1 850 11	6 638 88
28 Feb 02	SEDOL 2486813								
28 Feb 00		- 600 00	20,985 34	- 14,346 36	0 00	6,638 88	0 00	0 00	6,638 88
24 May 01		- 200 00	6,995 11	- 5,145 00	1,850 11	0 00	0 00	1,850 11	0 00
28 Feb 02	KELLOGG CO COM	- 400 00	13 801 27	- 8,564 24	0 00	4 237 03	0 00	0 00	4 237 03
1 Mar 02	SEDOL 2486813								
28 Feb 00		- 400 00	13,801 27	- 8,564 24	0 00	4,237 03	0 00	0 00	4 237 03
25 Feb 02	KELLOGG CO COM	- 200 00	7,024 33	- 5,162 83	1,861 50	0 00	0 00	1 861 50	0 00
28 Feb 02	SEDOL 2486813								
23 May 01		- 100 00	3,512 17	- 2 580 33	821 84	0 00	0 00	821 84	0 00
24 May 01		- 100 00	3,512 18	- 2,572 50	839 68	0 00	0 00	839 68	0 00
4 Mar 02	KLA-TENCOR CORP	- 700 00	48,716 10	- 39,361 63	7,354 47	0 00	0 00	7,354 47	0 00
7 Mar 02	SEDOL 2480138								
11 Dec 01		- 700 00	48,716 10	- 39 361 63	7,354 47	0 00	0 00	7 354 47	0 00
18 Nov 02	KLA-TENCOR CORP	- 1 500 00	57,447 21	- 79,505 70	- 22,058 49	0 00	0 00	- 22,058 49	0 00
21 Nov 02	SEDOL 2480138								
28 May 02		- 1 500 00	57,447 21	- 79 505 70	- 22,058 49	0 00	0 00	- 22,058 49	0 00
15 Nov 02	KLA-TENCOR CORP	- 2 500 00	85 150 13	- 132,642 90	- 37,492 77	0 00	0 00	- 37,492 77	0 00
20 Nov 02	SEDOL 2480138								
28 May 02		- 500 00	19,030 03	- 28,501 80	- 7,471 87	0 00	0 00	- 7,471 87	0 00
31 May 02		- 2,000 00	76 120 10	- 108,141 00	- 30 020 80	0 00	0 00	- 30 020 80	0 00
26 Mar 02	KLA-TENCOR CORP	- 1 000 00	64,088 03	- 51,856 82	6,305 78	5 825 42	0 00	6,305 78	5,825 42
1 Apr 02	SEDOL 2480138								
12 Aug 99		- 200 00	12 817 81	8 892 19	0 00	5,825 42	0 00	0 00	5,825 42
11 Dec 01		- 700 00	44 881 82	39 361 63	5,499 99	0 00	0 00	5,499 99	0 00
11 Dec 01		- 100 00	8 408 80	- 5,603 00	805 80	0 00	0 00	805 80	0 00
8 Mar 02	KLA-TENCOR CORP	- 100 00	6 638 78	- 5,623 09	1,015 67	0 00	0 00	1,015 67	0 00
11 Mar 02	SEDOL 2480138								
11 Dec 01		- 100 00	6,638 78	- 5 623 09	1,015 67	0 00	0 00	1,015 67	0 00

333

Realized Gain/Loss Detail - Taxable

Trade Date Security Description Shares/Par Proceeds Cost Short Term Long Term Market Realized gain/loss Total Short Term Long Term

Trade Date	Security Description	Shares/Par	Proceeds	Cost	Short Term	Long Term	Market	Realized gain/loss	Total	Short Term	Long Term
------------	----------------------	------------	----------	------	------------	-----------	--------	--------------------	-------	------------	-----------

Sales

Equities

18 Mar 02	KLA-TENCOR CORP SEDOL 2480138	- 100 00	6,746 60	- 5,823 08	1,123 51	0 00	1,123 51	0 00	1,123 51	0 00	0 00
21 Mar 02	KLA-TENCOR CORP SEDOL 2480138	- 100 00	6,746 60	- 5,823 08	1,123 51	0 00	1,123 51	0 00	1,123 51	0 00	0 00
11 Dec 01		- 100 00	6,746 60	- 5,823 08	1,123 51	0 00	1,123 51	0 00	1,123 51	0 00	0 00
5 Mar 02	KLA-TENCOR CORP SEDOL 2480138	- 400 00	28,762 51	- 22,482 38	4,270 15	0 00	4,270 15	0 00	4,270 15	0 00	0 00
8 Mar 02	KLA-TENCOR CORP SEDOL 2480138	- 400 00	28,762 51	- 22,482 38	4,270 15	0 00	4,270 15	0 00	4,270 15	0 00	0 00
11 Dec 01		- 400 00	28,762 51	- 22,482 38	4,270 15	0 00	4,270 15	0 00	4,270 15	0 00	0 00
11 Mar 02	KLA-TENCOR CORP SEDOL 2480138	- 100 00	6,828 63	- 5,823 08	1,205 54	0 00	1,205 54	0 00	1,205 54	0 00	0 00
14 Mar 02	KLA-TENCOR CORP SEDOL 2480138	- 100 00	6,828 63	- 5,823 08	1,205 54	0 00	1,205 54	0 00	1,205 54	0 00	0 00
11 Dec 01		- 100 00	6,828 63	- 5,823 08	1,205 54	0 00	1,205 54	0 00	1,205 54	0 00	0 00
20 Nov 02	KLA-TENCOR CORP SEDOL 2480138	- 1,600 00	62,404 98	- 83,510 61	- 21,105 62	0 00	- 21,105 62	0 00	- 21,105 62	0 00	0 00
29 May 02		- 500 00	19,501 58	- 28,501 90	- 7,000 34	0 00	- 7,000 34	0 00	- 7,000 34	0 00	0 00
30 May 02		- 1,100 00	42,803 43	- 57,008 71	- 14,105 28	0 00	- 14,105 28	0 00	- 14,105 28	0 00	0 00
4 Mar 02	KLA-TENCOR CORP SEDOL 2480138	- 100 00	6,677 89	- 5,823 08	1,054 80	0 00	1,054 80	0 00	1,054 80	0 00	0 00
7 Mar 02	KLA-TENCOR CORP SEDOL 2480138	- 100 00	6,677 89	- 5,823 08	1,054 80	0 00	1,054 80	0 00	1,054 80	0 00	0 00
11 Dec 01		- 100 00	6,677 89	- 5,823 08	1,054 80	0 00	1,054 80	0 00	1,054 80	0 00	0 00
22 Mar 02	KLA-TENCOR CORP SEDOL 2480138	- 100 00	6,702 78	- 5,823 09	1,079 69	0 00	1,079 69	0 00	1,079 69	0 00	0 00
27 Mar 02	KLA-TENCOR CORP SEDOL 2480138	- 100 00	6,702 78	- 5,823 09	1,079 69	0 00	1,079 69	0 00	1,079 69	0 00	0 00
11 Dec 01		- 100 00	6,702 78	- 5,823 09	1,079 69	0 00	1,079 69	0 00	1,079 69	0 00	0 00
2 May 02	KLA-TENCOR CORP SEDOL 2480138	- 4,500 00	264,852 02	- 155,074 28	0 00	0 00	0 00	0 00	0 00	0 00	0 00
7 May 02	KLA-TENCOR CORP SEDOL 2480138	- 4,500 00	264,852 02	- 155,074 28	0 00	0 00	0 00	0 00	0 00	0 00	0 00
12 Aug 89		- 4,500 00	264,852 02	- 155,074 28	0 00	0 00	0 00	0 00	0 00	0 00	0 00
27 Mar 02	KLA-TENCOR CORP SEDOL 2480138	- 1,000 00	64,884 02	- 34,460 85	0 00	0 00	0 00	0 00	0 00	0 00	0 00
2 Apr 02	KLA-TENCOR CORP SEDOL 2480138	- 1,000 00	64,884 02	- 34,460 85	0 00	0 00	0 00	0 00	0 00	0 00	0 00
12 Aug 89		- 1,000 00	64,884 02	- 34,460 85	0 00	0 00	0 00	0 00	0 00	0 00	0 00
8 Mar 02	KLA-TENCOR CORP SEDOL 2480138	- 200 00	13,889 33	- 11,246 18	2,643 15	0 00	2,643 15	0 00	2,643 15	0 00	0 00
11 Dec 01		- 200 00	13,889 33	- 11,246 18	2,643 15	0 00	2,643 15	0 00	2,643 15	0 00	0 00

hsc

◆ Realized Gain/Loss Detail - Taxable

Trade Date Settle Date	Security Description Acquisition Date	Shares/Par	Proceeds	Cost	Realized gain/loss			Total	
					Short Term	Market Long Term	Translation	Short Term	Long Term
Sales									
Equities									
7 Mar 02	KLA-TENCOR CORP	- 200 00	13,465 81	- 11,248 18	2,219 43	0 00	0 00	2,219 43	0 00
12 Mar 02	SEDOL 2480138								
	11 Dec 01	- 200 00	13 465 81	- 11,248 18	2,219 43	0 00	0 00	2,219 43	0 00
21 Nov 02	KLA-TENCOR CORP	- 1 000 00	41,648 34	- 51,828 10	- 10 179 78	0 00	0 00	- 10,179 78	0 00
26 Nov 02	SEDOL 2480138								
	30 May 02	- 1 000 00	41 648 34	- 51,828 10	- 10 179 78	0 00	0 00	- 10 179 78	0 00
22 Nov 02	KLA-TENCOR CORP	- 100 00	4,209 78	- 5,182 81	- 972 82	0 00	0 00	- 972 82	0 00
27 Nov 02	SEDOL 2480138								
	30 May 02	- 100 00	4 209 79	- 5 182 81	- 972 82	0 00	0 00	- 972 82	0 00
11 Mar 02	KRAFT FOODS INC CL A	- 2,400 00	80,360 58	- 74,400 00	15,960 58	0 00	0 00	15,960 58	0 00
14 Mar 02	SEDOL 2784298								
	12 Jun 01	- 2 400 00	80,360 58	- 74 400 00	15,960 58	0 00	0 00	15 960 58	0 00
8 May 02	KRAFT FOODS INC CL A	- 2 000 00	78,897 02	- 62 000 00	16,897 02	0 00	0 00	16,897 02	0 00
13 May 02	SEDOL 2784298								
	12 Jun 01	- 2 000 00	78,897 02	- 62 000 00	16,897 02	0 00	0 00	16 897 02	0 00
5 Aug 02	KRAFT FOODS INC CL A	- 8 000 00	227 702 13	- 180 084 84	0 00	47,617 29	0 00	0 00	47 617 29
8 Aug 02	SEDOL 2784298								
	14 Jun 01	300 00	11 385 11	- 8 977 50	0 00	2 407 61	0 00	0 00	2 407 61
	15 Jun 01	300 00	11 385 11	- 8 015 00	0 00	2,370 11	0 00	0 00	2,370 11
	21 Jun 01	- 1,800 00	72,105 67	- 57,085 00	0 00	15,010 67	0 00	0 00	15,010 67
	22 Jun 01	- 2,300 00	125 236 17	- 98 993 40	0 00	28,242 77	0 00	0 00	28,242 77
	26 Jun 01	- 200 00	7,590 07	- 6,003 94	0 00	1,586 13	0 00	0 00	1,586 13
31 Jul 02	KRAFT FOODS INC CL A	- 2,800 00	132,923 11	- 111,410 00	0 00	21,513 11	0 00	0 00	21,513 11
5 Aug 02	SEDOL 2784298								
	12 Jun 01	- 3,400 00	125 538 49	- 105 400 00	0 00	20 138 48	0 00	0 00	20,138 48
	15 Jun 01	200 00	7,384 82	- 8,010 00	0 00	1,374 82	0 00	0 00	1,374 82
30 Jul 02	LAM RESH CORP COM	- 4,900 00	83,987 85	- 138,554 88	- 74,587 23	0 00	0 00	- 74,587 23	0 00
2 Aug 02	SEDOL 2502247								
	28 Mar 02	- 2,600 00	33 952 83	- 72,879 30	- 38,928 87	0 00	0 00	- 38,928 87	0 00
	27 Mar 02	- 2,300 00	30 035 02	- 65,675 58	- 35,640 58	0 00	0 00	- 35 640 58	0 00

335

Realized Gain/Loss Detail - Taxable

Trade Date Security Description Shares/Par Proceeds Cost Short Term Market Short Term Translation Short Term Long Term Total

Sales

Equities

2 Aug 02	LAM RESH CORP COM	SEDOL 2502247	- 1,300 00	15,158 78	- 38,439 65	- 21,282 89	0 00	0 00	- 21,282 89	0 00	- 21,282 89	0 00
7 Aug 02	LAM RESH CORP COM	SEDOL 2502247	- 1,300 00	15,158 78	- 38,439 65	- 21,282 89	0 00	0 00	- 21,282 89	0 00	- 21,282 89	0 00
28 Mar 02	LAM RESH CORP COM	SEDOL 2502247	- 1,300 00	15,158 78	- 38,439 65	- 21,282 89	0 00	0 00	- 21,282 89	0 00	- 21,282 89	0 00
1 Aug 02	LAM RESH CORP COM	SEDOL 2502247	- 2,000 00	24,100 07	- 56,081 00	- 31,980 93	0 00	0 00	- 31,980 93	0 00	- 31,980 93	0 00
8 Aug 02	LAM RESH CORP COM	SEDOL 2502247	- 2,000 00	24,100 07	- 56,081 00	- 31,980 93	0 00	0 00	- 31,980 93	0 00	- 31,980 93	0 00
28 Mar 02	LAM RESH CORP COM	SEDOL 2502247	- 2,000 00	24,100 07	- 56,081 00	- 31,980 93	0 00	0 00	- 31,980 93	0 00	- 31,980 93	0 00
1 Aug 02	LAM RESH CORP COM	SEDOL 2502247	- 1,800 00	22,878 30	- 53,257 85	- 30,378 65	0 00	0 00	- 30,378 65	0 00	- 30,378 65	0 00
8 Aug 02	LAM RESH CORP COM	SEDOL 2502247	- 1,800 00	22,878 30	- 53,257 85	- 30,378 65	0 00	0 00	- 30,378 65	0 00	- 30,378 65	0 00
28 Mar 02	LAM RESH CORP COM	SEDOL 2502247	- 1,800 00	22,878 30	- 53,257 85	- 30,378 65	0 00	0 00	- 30,378 65	0 00	- 30,378 65	0 00
5 Aug 02	LAM RESH CORP COM	SEDOL 2502247	- 1,600 00	18,028 87	- 44,848 80	- 26,821 83	0 00	0 00	- 26,821 83	0 00	- 26,821 83	0 00
8 Aug 02	LAM RESH CORP COM	SEDOL 2502247	- 1,600 00	18,028 87	- 44,848 80	- 26,821 83	0 00	0 00	- 26,821 83	0 00	- 26,821 83	0 00
28 Mar 02	LAM RESH CORP COM	SEDOL 2502247	- 1,600 00	18,028 87	- 44,848 80	- 26,821 83	0 00	0 00	- 26,821 83	0 00	- 26,821 83	0 00
11 Mar 02	LIBERTY MEDIA CORP NEW COM SER A	SEDOL 2780816	- 8,000 00	81,070 77	- 55,593 75	25,477 02	0 00	0 00	25,477 02	0 00	25,477 02	0 00
14 Mar 02	LIBERTY MEDIA CORP NEW COM SER A	SEDOL 2780816	- 8,000 00	81,070 77	- 55,593 75	25,477 02	0 00	0 00	25,477 02	0 00	25,477 02	0 00
27 Oct 98	LIBERTY MEDIA CORP NEW COM SER A	SEDOL 2780816	- 8,000 00	81,070 77	- 55,593 75	25,477 02	0 00	0 00	25,477 02	0 00	25,477 02	0 00
8 May 02	LIBERTY MEDIA CORP NEW COM SER A	SEDOL 2780816	- 7,400 00	77,480 11	- 68,585 63	8,894 48	0 00	0 00	8,894 48	0 00	8,894 48	0 00
13 May 02	LIBERTY MEDIA CORP NEW COM SER A	SEDOL 2780816	- 7,400 00	77,480 11	- 68,585 63	8,894 48	0 00	0 00	8,894 48	0 00	8,894 48	0 00
27 Oct 98	LIBERTY MEDIA CORP NEW COM SER A	SEDOL 2780816	- 7,400 00	77,480 11	- 68,585 63	8,894 48	0 00	0 00	8,894 48	0 00	8,894 48	0 00
8 Aug 02	LIBERTY MEDIA CORP NEW COM SER A	SEDOL 2780816	- 21,000 00	163,785 03	- 194,578 13	- 30,783 10	0 00	0 00	- 30,783 10	0 00	- 30,783 10	0 00
13 Aug 02	LIBERTY MEDIA CORP NEW COM SER A	SEDOL 2780816	- 21,000 00	163,785 03	- 194,578 13	- 30,783 10	0 00	0 00	- 30,783 10	0 00	- 30,783 10	0 00
27 Oct 98	LIBERTY MEDIA CORP NEW COM SER A	SEDOL 2780816	- 21,000 00	163,785 03	- 194,578 13	- 30,783 10	0 00	0 00	- 30,783 10	0 00	- 30,783 10	0 00
8 Aug 02	LIBERTY MEDIA CORP NEW COM SER A	SEDOL 2780816	- 8,800 00	53,783 85	- 63,008 25	- 8,212 40	0 00	0 00	- 8,212 40	0 00	- 8,212 40	0 00
13 Aug 02	LIBERTY MEDIA CORP NEW COM SER A	SEDOL 2780816	- 8,800 00	53,783 85	- 63,008 25	- 8,212 40	0 00	0 00	- 8,212 40	0 00	- 8,212 40	0 00
27 Oct 98	LIBERTY MEDIA CORP NEW COM SER A	SEDOL 2780816	- 8,800 00	53,783 85	- 63,008 25	- 8,212 40	0 00	0 00	- 8,212 40	0 00	- 8,212 40	0 00
31 Jul 02	LIBERTY MEDIA CORP NEW COM SER A	SEDOL 2780816	- 8,800 00	53,830 83	- 63,832 81	- 10,001 88	0 00	0 00	- 10,001 88	0 00	- 10,001 88	0 00
5 Aug 02	LIBERTY MEDIA CORP NEW COM SER A	SEDOL 2780816	- 8,800 00	53,830 83	- 63,832 81	- 10,001 88	0 00	0 00	- 10,001 88	0 00	- 10,001 88	0 00
27 Oct 98	LIBERTY MEDIA CORP NEW COM SER A	SEDOL 2780816	- 8,800 00	53,830 83	- 63,832 81	- 10,001 88	0 00	0 00	- 10,001 88	0 00	- 10,001 88	0 00

336

◆ Realized Gain/Loss Detail - Taxable

Trade Date Settle Date	Security Description Acquisition Date	Shares/Par	Proceeds	Cost	Realized gain/loss			Total	
					Short Term	Market Long Term	Translation	Short Term	Long Term
Sales									
Equities									
	30 Oct 01	- 300 00	13,514 80	- 8,003 51	4,511 29	0 00	0 00	4,511 29	0 00
	31 Oct 01	- 100 00	4,504 83	- 3,004 00	1,500 83	0 00	0 00	1,500 83	0 00
12 Jun 02	NEWMONT MINING CORP NEW COM	- 1,100 00	31,884 38	- 23,442 10	8,422 28	0 00	0 00	8,422 28	0 00
17 Jun 02	SEDOL 2638607								
	18 Jan 02	- 1,100 00	31,884 38	- 23,442 10	8,422 28	0 00	0 00	8,422 28	0 00
12 Jun 02	NEWMONT MINING CORP NEW COM	- 200 00	5,795 82	- 4,262 20	1,533 62	0 00	0 00	1,533 62	0 00
17 Jun 02	SEDOL 2638607								
	18 Jan 02	- 200 00	5,795 82	- 4,262 20	1,533 62	0 00	0 00	1,533 62	0 00
15 Jul 02	NEWMONT MINING CORP NEW COM	- 1,800 00	55,144 12	- 40,245 88	14,898 28	0 00	0 00	14,898 28	0 00
18 Jul 02	SEDOL 2638607								
	18 Jan 02	- 1,100 00	31,925 54	- 23,442 10	8,483 44	0 00	0 00	8,483 44	0 00
	18 Jan 02	- 800 00	23,218 58	- 16,803 78	6,414 82	0 00	0 00	6,414 82	0 00
24 Jun 02	NEWMONT MINING CORP NEW COM	- 700 00	20,528 49	- 14,917 70	5,610 79	0 00	0 00	5,610 79	0 00
27 Jun 02	SEDOL 2638607								
	18 Jan 02	- 700 00	20,528 49	- 14,917 70	5,610 79	0 00	0 00	5,610 79	0 00
20 Jun 02	NEWMONT MINING CORP NEW COM	- 2,300 00	66,683 84	- 48,015 30	17,648 64	0 00	0 00	17,648 64	0 00
25 Jun 02	SEDOL 2638607								
	18 Jan 02	- 2,300 00	66,683 84	- 48,015 30	17,648 64	0 00	0 00	17,648 64	0 00
11 Jul 02	NEWMONT MINING CORP NEW COM	- 100 00	2,894 81	- 2,131 10	763 81	0 00	0 00	763 81	0 00
18 Jul 02	SEDOL 2638607								
	18 Jan 02	- 100 00	2,894 81	- 2,131 10	763 81	0 00	0 00	763 81	0 00
8 Jun 02	NEWMONT MINING CORP NEW COM	- 1,200 00	37,291 15	- 25,573 20	11,717 95	0 00	0 00	11,717 95	0 00
11 Jun 02	SEDOL 2638607								
	18 Jan 02	- 1,200 00	37,291 15	- 25,573 20	11,717 95	0 00	0 00	11,717 95	0 00
21 Jun 02	NEWMONT MINING CORP NEW COM	- 300 00	8,758 61	- 6,383 30	2,383 31	0 00	0 00	2,383 31	0 00
28 Jun 02	SEDOL 2638607								
	18 Jan 02	- 300 00	8,758 61	- 6,383 30	2,383 31	0 00	0 00	2,383 31	0 00

338

◆ Realized Gain/Loss Detail - Taxable

Trade Date	Security Description	Shares/Par	Proceeds	Cost	Realized gain/loss			Total	
					Short Term	Market Long Term	Translation	Short Term	Long Term
Settle Date	Acquisition Date								
Sales									
Equities									
14 Jun 02	NEWMONT MINING CORP NEW COM	- 800 00	17 369 47	- 12,788 60	4,582 87	0 00	0 00	4,582 87	0 00
19 Jun 02	SEDOL 2836607								
18 Jan 02		- 800 00	17,369 47	- 12,788 60	4,582 87	0 00	0 00	4,582 87	0 00
7 Jun 02	NEWMONT MINING CORP NEW COM	- 100 00	3 106 80	- 2,131 10	875 80	0 00	0 00	875 80	0 00
12 Jun 02	SEDOL 2836607								
18 Jan 02		- 100 00	3,106 80	- 2,131 10	875 80	0 00	0 00	875 80	0 00
11 Jun 02	NEWMONT MINING CORP NEW COM	- 1 300 00	37 730 84	- 27,704 30	10 028 54	0 00	0 00	10,028 54	0 00
14 Jun 02	SEDOL 2836607								
18 Jan 02		- 1 300 00	37,730 84	- 27,704 30	10 028 54	0 00	0 00	10 028 54	0 00
12 Jun 02	NEWMONT MINING CORP NEW COM	- 200 00	5 827 88	- 4,262 20	1,565 78	0 00	0 00	1,565 78	0 00
17 Jun 02	SEDOL 2836607								
18 Jan 02		- 200 00	5,827 88	- 4,262 20	1,565 78	0 00	0 00	1,565 78	0 00
7 Jun 02	NEWMONT MINING CORP NEW COM	- 3 000 00	88,238 73	- 83,933 00	24,305 73	0 00	0 00	24,305 73	0 00
12 Jun 02	SEDOL 2836607								
18 Jan 02		- 3 000 00	88 238 73	- 83 933 00	24 305 73	0 00	0 00	24 305 73	0 00
1 Feb 02	NIKE INC CL B	- 3,800 00	228,770 33	- 160,399 14	0 00	68,371 19	0 00	0 00	68,371 19
8 Feb 02	SEDOL 2840147								
7 Jan 98		- 3 800 00	228,770 33	- 160,399 14	0 00	68,371 19	0 00	0 00	68 371 19
25 Jan 02	NIKE INC CL B	- 1,700 00	89,480 46	- 71,757 51	0 00	27 722 95	0 00	0 00	27,722 95
30 Jan 02	SEDOL 2840147								
7 Jan 98		- 1 700 00	89,480 46	- 71,757 51	0 00	27 722 95	0 00	0 00	27 722 95
21 Nov 02	NOVELLUS SYS INC COM	- 700 00	25,033 41	- 18,379 49	5,853 92	0 00	0 00	5,853 92	0 00
28 Nov 02	SEDOL 2650748								
11 Jul 02		- 100 00	3 578 20	- 2 778 45	797 75	0 00	0 00	797 75	0 00
23 Jul 02		- 600 00	21,457 21	- 18 601 04	4,856 17	0 00	0 00	4,856 17	0 00
8 Nov 02	NOVELLUS SYS INC COM	- 800 00	30,062 42	- 26,748 82	0 00	3,315 50	0 00	0 00	3,315 50
12 Nov 02	SEDOL 2650748								
28 Nov 00		- 800 00	30,062 42	- 26 748 82	0 00	3,315 50	0 00	0 00	3,315 50

Realized Gain/Loss Detail - Taxable

Trade Date Security Description Shares/Par Proceeds Cost Short Term Long Term Market Short Term Long Term Total
 Realized gain/loss

Equities

Sales

Trade Date	Security Description	Shares/Par	Proceeds	Cost	Short Term	Long Term	Market	Short Term	Long Term	Total
8 Nov 02	NOVELLUS SYS INC COM SEDOL 2650748	- 500 00	18,571 40	- 14,553 50	0 00	2,017 90	2,017 90	0 00	0 00	2,017 90
12 Nov 02	NOVELLUS SYS INC COM SEDOL 2650748	29 Nov 00	500 00	18,571 40	- 14,553 50	2,017 90	2,017 90	0 00	0 00	2,017 90
20 Nov 02	NOVELLUS SYS INC COM SEDOL 2650748	- 1,200 00	40,298 14	- 33,947 88	0 00	6,350 26	6,350 26	0 00	0 00	6,350 26
25 Nov 02	NOVELLUS SYS INC COM SEDOL 2650748	29 Nov 00	400 00	13,432 71	- 11,474 88	1,958 03	1,958 03	0 00	0 00	1,958 03
28 Nov 00		28 Nov 00	100 00	3,358 18	- 2,810 70	447 48	447 48	0 00	0 00	447 48
18 Sep 01		18 Sep 01	400 00	13,432 71	- 11,200 00	2,232 71	2,232 71	0 00	0 00	2,232 71
20 Sep 01		20 Sep 01	300 00	10,074 54	- 8,382 50	1,712 04	1,712 04	0 00	0 00	1,712 04
22 Nov 02	NOVELLUS SYS INC COM SEDOL 2650748	- 400 00	13,914 58	- 11,015 32	0 00	2,899 26	2,899 26	0 00	0 00	2,899 26
27 Nov 02	NOVELLUS SYS INC COM SEDOL 2650748	21 Sep 01	400 00	13,914 58	- 11,015 32	2,899 26	2,899 26	0 00	0 00	2,899 26
18 Nov 02	NOVELLUS SYS INC COM SEDOL 2650748	- 800 00	28,875 13	- 28,188 30	0 00	3,678 83	3,678 83	0 00	0 00	3,678 83
21 Nov 02	NOVELLUS SYS INC COM SEDOL 2650748	29 Nov 00	800 00	28,875 13	- 28,188 30	3,678 83	3,678 83	0 00	0 00	3,678 83
15 Nov 02	NOVELLUS SYS INC COM SEDOL 2650748	- 500 00	18,503 75	- 14,553 50	0 00	1,950 25	1,950 25	0 00	0 00	1,950 25
20 Nov 02	NOVELLUS SYS INC COM SEDOL 2650748	29 Nov 00	500 00	18,503 75	- 14,553 50	1,950 25	1,950 25	0 00	0 00	1,950 25
10 Oct 02	PEPSICO INC COM SEDOL 2681511	- 1,100 00	45,619 81	- 37,357 43	0 00	8,262 48	8,262 48	0 00	0 00	8,262 48
16 Oct 02	PEPSICO INC COM SEDOL 2681511	16 Sep 99	1,100 00	45,619 81	- 37,357 43	8,262 48	8,262 48	0 00	0 00	8,262 48
21 Aug 02	PFIZER INC COM SEDOL 2884703	- 3,800 00	128,794 07	- 148,917 88	0 00	- 18,123 81	- 18,123 81	0 00	0 00	- 18,123 81
28 Aug 02	PFIZER INC COM SEDOL 2884703	17 Jul 01	3,800 00	128,794 07	- 148,917 88	- 18,123 81	- 18,123 81	0 00	0 00	- 18,123 81
15 Apr 02	PMI GROUP INC COM SEDOL 2704032	- 800 00	73,914 77	- 48,082 08	0 00	25,832 71	25,832 71	0 00	0 00	25,832 71
18 Apr 02	PMI GROUP INC COM SEDOL 2704032	8 Apr 88	800 00	73,914 77	- 48,082 08	25,832 71	25,832 71	0 00	0 00	25,832 71
8 Apr 88		8 Apr 88	150 00	12,318 13	- 8,015 50	4,303 63	4,303 63	0 00	0 00	4,303 63
8 Apr 88		8 Apr 88	150 00	12,318 13	- 8,015 50	4,303 63	4,303 63	0 00	0 00	4,303 63
15 Apr 88		15 Apr 88	800 00	49,278 51	- 32,045 68	17,230 83	17,230 83	0 00	0 00	17,230 83
15 Apr 88		15 Apr 88	800 00	49,278 51	- 32,045 68	17,230 83	17,230 83	0 00	0 00	17,230 83

045

◆ **Realized Gain/Loss Detail - Taxable**

Trade Date	Security Description	Shares/Par	Proceeds	Cost	Realized gain/loss			Total	
					Short Term	Market Long Term	Translation	Short Term	Long Term
Settle Date	Acquisition Date								
Sales									
Equities									
17 Apr 02	PMI GROUP INC COM	100 00	8,186 25	- 5,328 71	0 00	2,859 54	0 00	0 00	2,859 54
22 Apr 02	SEDOL 2704032								
6 Apr 98		- 100 00	8 186 25	- 5,328 71	0 00	2,859 54	0 00	0 00	2,859 54
16 Apr 02	PMI GROUP INC COM	- 2,300 00	186 721 02	- 122 800 81	0 00	64 120 21	0 00	0 00	64,120 21
19 Apr 02	SEDOL 2704032								
6 Apr 98		- 1,100 00	89,301 36	- 58,593 77	0 00	30,707 59	0 00	0 00	30,707 59
8 Apr 98		- 1,200 00	97 419 66	- 64,007 04	0 00	33 412 62	0 00	0 00	33,412 62
17 Apr 02	PMI GROUP INC COM	- 4 500 00	368 470 05	- 238,579 83	0 00	128,890 22	0 00	0 00	128 890 22
22 Apr 02	SEDOL 2704032								
6 Apr 98		- 2,400 00	196 517 38	- 127,807 52	0 00	68,709 84	0 00	0 00	68,709 84
8 Apr 98		- 150 00	12,282 34	- 7,980 06	0 00	4,282 28	0 00	0 00	4,282 28
8 Apr 98		- 1,850 00	159,870 35	- 103,782 25	0 00	55,888 10	0 00	0 00	55,888 10
12 Apr 02	PMI GROUP INC COM	- 4,400 00	364 650 01	- 238 787 88	0 00	127 862 13	0 00	0 00	127,862 13
17 Apr 02	SEDOL 2704032								
6 Apr 98		- 2,800 00	240 337 51	- 154 866 33	0 00	85,371 16	0 00	0 00	85,371 16
16 Apr 98		- 150 00	12,431 25	- 8 255 13	0 00	4,176 12	0 00	0 00	4,176 12
16 Apr 98		- 600 00	49 725 00	- 32 581 28	0 00	17,163 72	0 00	0 00	17 163 72
17 Apr 98		- 450 00	37 293 75	- 24 729 42	0 00	12 564 33	0 00	0 00	12,564 33
20 Apr 98		- 300 00	24,862 50	- 16,275 72	0 00	8,586 78	0 00	0 00	8,586 78
31 Jul 02	PMI GROUP INC COM	- 4,500 00	153 364 82	- 119,569 17	0 00	33,795 85	0 00	0 00	33 795 85
5 Aug 02	SEDOL 2704032								
7 Apr 98		- 1 100 00	37,489 18	- 29,211 34	0 00	8 277 84	0 00	0 00	8,277 84
14 Apr 98		- 3,400 00	115,875 84	- 90,357 83	0 00	25 517 81	0 00	0 00	25,517 81
8 May 02	PMI GROUP INC COM	- 700 00	58,509 87	- 37 216 67	0 00	21 293 30	0 00	0 00	21 293 30
13 May 02	SEDOL 2704032								
9 Apr 98		- 150 00	12 537 85	- 7,983 25	0 00	4,554 60	0 00	0 00	4,554 60
14 Apr 98		- 550 00	45,972 12	- 29,233 42	0 00	16 738 70	0 00	0 00	16,738 70
8 Oct 02	PMI GROUP INC COM	- 3 400 00	89 195 29	- 90 289 81	0 00	- 1,094 32	0 00	0 00	- 1,094 32
11 Oct 02	SEDOL 2704032								
7 Apr 98		- 3 400 00	89,195 29	- 90,289 81	0 00	- 1,094 32	0 00	0 00	- 1,094 32

341

◆ Realized Gain/Loss Detail - Taxable

Trade Date Settle Date	Security Description Acquisition Date	Shares/Par	Proceeds	Cost	Realized gain/loss			Total	
					Short Term	Market Long Term	Translation	Short Term	Long Term
Sales									
Equities									
15 Apr 02 18 Apr 02	PMI GROUP INC COM SEDOL 2704032	- 100 00	8,283 75	- 5,343 67	0 00	2,940 08	0 00	0 00	2,940 08
6 Apr 88		- 100 00	8,283 75	- 5,343 67	0 00	2,940 08	0 00	0 00	2,940 08
28 Jan 02 31 Jan 02	RAYTHEON CO COM NEW SEDOL 2758051	- 3,000 00	104,781 72	- 72,308 52	0 00	32,483 20	0 00	0 00	32,483 20
28 Dec 89 18 Mar 00		- 2,400 00 - 600 00	83,833 38 20,958 34	- 59,370 00 - 12,938 52	0 00 0 00	24,463 38 8,018 82	0 00 0 00	0 00 0 00	24,463 38 8,018 82
20 Feb 02 25 Feb 02	RAYTHEON CO COM NEW SEDOL 2758051	- 8,900 00	259,728 65	- 144,971 43	0 00	114,757 22	0 00	0 00	114,757 22
14 Mar 00 15 Mar 00 18 Mar 00 20 Mar 00		- 300 00 - 3,300 00 - 2,400 00 - 800 00	11,282 55 124,218 05 80,340 40 33,877 65	- 5,881 54 - 68,254 58 - 51,754 08 - 18,001 25	0 00 0 00 0 00 0 00	5,331 01 55,863 48 38,588 32 14,876 40	0 00 0 00 0 00 0 00	0 00 0 00 0 00 0 00	5,331 01 55,863 48 38,588 32 14,876 40
24 Jul 02 28 Jul 02	SLM CORP COM SEDOL 2101867	- 300 00	24,281 78	- 11,325 39	0 00	12,938 37	0 00	0 00	12,938 37
1 Sep 88		- 300 00	24,281 78	- 11,325 39	0 00	12,938 37	0 00	0 00	12,938 37
25 Oct 02 30 Oct 02	SLM CORP COM SEDOL 2101867	- 1,400 00	145,539 81	- 52,215 04	0 00	93,324 57	0 00	0 00	93,324 57
1 Sep 88 14 Sep 88		- 1,200 00 - 200 00	124,748 24 20,791 37	- 45,301 58 - 8,913 48	0 00 0 00	78,448 68 13,877 89	0 00 0 00	0 00 0 00	78,448 68 13,877 89
12 Jun 02 17 Jun 02	SLM CORP COM SEDOL 2101867	- 300 00	27,722 18	- 28,348 23	- 628 07	0 00	0 00	- 628 07	0 00
11 Mar 02		- 300 00	27,722 18	- 28,348 23	- 628 07	0 00	0 00	- 628 07	0 00
13 Jun 02 18 Jun 02	SLM CORP COM SEDOL 2101867	- 100 00	9,317 71	- 9,448 41	- 131 70	0 00	0 00	- 131 70	0 00
11 Mar 02		- 100 00	9,317 71	- 9,448 41	- 131 70	0 00	0 00	- 131 70	0 00
11 Jun 02 14 Jun 02	SLM CORP COM SEDOL 2101867	- 100 00	8,256 68	- 9,448 41	- 182 73	0 00	0 00	- 182 73	0 00
11 Mar 02		- 100 00	8,256 68	- 9,448 41	- 182 73	0 00	0 00	- 182 73	0 00

342

◆ Realized Gain/Loss Detail - Taxable

Trade Date Settle Date	Security Description Acquisition Date	Shares/Par	Proceeds	Cost	Realized gain/loss			Total	
					Short Term	Market Long Term	Translation	Short Term	Long Term
<i>Sales</i>									
Equities									
18 Jul 02 24 Jul 02	SLM CORP COM SEDOL 2101967	- 100 00	8,507 74	- 3,775 13	0 00	4,732 61	0 00	0 00	4,732 61
	1 Sep 98	- 100 00	8,507 74	- 3,775 13	0 00	4,732 61	0 00	0 00	4,732 61
8 Sep 02 11 Sep 02	SLM CORP COM SEDOL 2101967	- 500 00	46,488 04	- 18,875 65	0 00	27,612 39	0 00	0 00	27,612 39
	1 Sep 98	- 500 00	46,488 04	- 18,875 65	0 00	27,612 39	0 00	0 00	27,612 39
10 Jun 02 13 Jun 02	SLM CORP COM SEDOL 2101967	- 100 00	9,439 76	- 9,449 41	- 9 65	0 00	0 00	- 9 65	0 00
	11 Mar 02	- 100 00	9,439 78	- 9,449 41	- 9 65	0 00	0 00	- 9 65	0 00
24 Jul 02 29 Jul 02	SLM CORP COM SEDOL 2101967	- 700 00	57,795 71	- 26,425 91	0 00	31,369 80	0 00	0 00	31,369 80
	1 Sep 98	- 700 00	57,795 71	- 26,425 91	0 00	31,369 80	0 00	0 00	31,369 80
17 Jun 02 20 Jun 02	SLM CORP COM SEDOL 2101967	- 100 00	9,313 42	- 3,775 13	0 00	5,538 29	0 00	0 00	5,538 29
	1 Sep 98	- 100 00	9,313 42	- 3,775 13	0 00	5,538 29	0 00	0 00	5,538 29
8 Oct 02 11 Oct 02	SLM CORP COM SEDOL 2101967	- 800 00	88,100 40	- 33,976 17	0 00	52,124 23	0 00	0 00	52,124 23
	1 Sep 98	- 800 00	88,100 40	- 33,976 17	0 00	52,124 23	0 00	0 00	52,124 23
25 Jul 02 30 Jul 02	SLM CORP COM SEDOL 2101967	- 500 00	42,273 82	- 18,875 65	0 00	23,398 17	0 00	0 00	23,398 17
	1 Sep 98	- 500 00	42,273 82	- 18,875 65	0 00	23,398 17	0 00	0 00	23,398 17
18 Jul 02 24 Jul 02	SLM CORP COM SEDOL 2101967	- 400 00	33,979 65	- 15,100 52	0 00	18,879 13	0 00	0 00	18,879 13
	1 Sep 98	- 400 00	33,979 65	- 15,100 52	0 00	18,879 13	0 00	0 00	18,879 13
7 Jun 02 12 Jun 02	SLM CORP COM SEDOL 2101967	- 100 00	9,477 73	- 9,449 41	28 32	0 00	0 00	28 32	0 00
	11 Mar 02	- 100 00	9,477 73	- 9,449 41	28 32	0 00	0 00	28 32	0 00

343

◆ Realized Gain/Loss Detail - Taxable

Trade Date Settle Date	Security Description Acquisition Date	Shares/Par	Proceeds	Cost	Realized gain/loss			Total	
					Short Term	Market Long Term	Translation	Short Term	Long Term
Sales									
Equities									
22 Jul 02	SLM CORP COM	- 100 00	8,450 23	- 3,775 13	0 00	4,675 10	0 00	0 00	4,675 10
25 Jul 02	SEDOL 2101987								
	1 Sep 98	- 100 00	8,450 23	- 3,775 13	0 00	4,675 10	0 00	0 00	4,675 10
4 Mar 02	TERADYNE INC COM	- 1,800 00	71,287 93	- 88 843 33	0 00	2,844 80	0 00	0 00	2,844 80
7 Mar 02	SEDOL 2884183								
	1 Nov 98	- 1,500 00	59,408 81	- 57,311 25	0 00	2,095 38	0 00	0 00	2 095 38
	27 Sep 00	- 300 00	11,881 32	- 11 332 08	0 00	549 24	0 00	0 00	549 24
1 Apr 02	TERADYNE INC COM	- 1,000 00	39,093 42	- 32,705 04	0 00	6,388 38	0 00	0 00	6,388 38
4 Apr 02	SEDOL 2884183								
	4 Oct 00	- 300 00	11,728 03	- 8 815 88	0 00	1,912 15	0 00	0 00	1,912 15
	5 Oct 00	- 700 00	27,365 39	- 22 889 16	0 00	4,476 23	0 00	0 00	4,476 23
28 Mar 02	TERADYNE INC COM	- 1,200 00	47,238 33	- 39,283 52	0 00	7,972 81	0 00	0 00	7,972 81
3 Apr 02	SEDOL 2884183								
	4 Oct 00	- 1 200 00	47,238 33	- 39,283 52	0 00	7,972 81	0 00	0 00	7,972 81
7 Mar 02	TERADYNE INC COM	- 800 00	23,475 96	- 19,631 78	0 00	3,844 20	0 00	0 00	3,844 20
12 Mar 02	SEDOL 2884183								
	4 Oct 00	- 800 00	23 475 96	- 19 631 78	0 00	3,844 20	0 00	0 00	3,844 20
8 Mar 02	TERADYNE INC COM	- 200 00	7,785 88	- 6,543 92	0 00	1,251 96	0 00	0 00	1 251 96
11 Mar 02	SEDOL 2884183								
	4 Oct 00	- 200 00	7,785 88	- 6,543 92	0 00	1,251 96	0 00	0 00	1,251 96
5 Mar 02	TERADYNE INC COM	- 1,300 00	50,802 81	- 43,553 18	0 00	7,349 63	0 00	0 00	7,349 63
8 Mar 02	SEDOL 2884183								
	27 Sep 00	- 200 00	7,831 20	- 7,554 72	0 00	276 48	0 00	0 00	276 48
	4 Oct 00	- 1,000 00	39,158 01	- 32,719 80	0 00	6,438 41	0 00	0 00	6,438 41
	12 Oct 00	- 100 00	3,815 80	- 3,278 88	0 00	536 74	0 00	0 00	536 74
8 Mar 02	TERADYNE INC COM	- 400 00	15,701 82	- 13 087 84	0 00	2,614 08	0 00	0 00	2,614 08
13 Mar 02	SEDOL 2884183								
	4 Oct 00	- 400 00	15,701 82	- 13,087 84	0 00	2,614 08	0 00	0 00	2,614 08

34E

◆ Realized Gain/Loss Detail - Taxable

Trade Date Security Description Shares/Par Proceeds Cost Short Term Long Term Market Realized gain/loss
 Settle Date Acquisition Date Short Term Long Term Total

5 Mar 02	TERADYNE INC COM	SEDOL 2884183	- 200 00	7,835 88	- 8,543 82	0 00	1,291 88	0 00	1,291 88
4 Oct 00			- 200 00	7,835 88	- 8,543 82	0 00	1,291 88	0 00	1,291 88
18 Apr 02	TERADYNE INC COM	SEDOL 2884183	- 1,600 00	82,985 46	- 52,023 03	0 00	10,962 43	0 00	10,962 43
28 Oct 89			- 700 00	27,558 14	- 22,825 75	0 00	4,930 39	0 00	4,930 39
5 Oct 00			- 800 00	23,819 55	- 19,819 28	0 00	4,000 27	0 00	4,000 27
10 Oct 00			- 200 00	7,873 18	- 8,539 50	0 00	1,333 68	0 00	1,333 68
13 Oct 00			- 100 00	3,936 59	- 3,238 50	0 00	698 09	0 00	698 09
20 Dec 02	TRAVELERS PTY CAS CORP NEW CL A	SEDOL 2855264	- 577 00	8,550 94	- 9,717 39	169 28	1,664 29	0 00	1,664 29
18 Sep 88			- 35 89	533 34	- 342 38	0 00	180 96	0 00	180 96
7 Mar 00			- 351 68	5,211 81	- 3,738 48	0 00	1,473 33	0 00	1,473 33
1 Aug 02			- 72 68	1,077 06	- 1,052 22	24 84	0 00	24 84	0 00
2 Aug 02			- 47 52	704 29	- 661 89	42 60	0 00	42 60	0 00
5 Aug 02			- 69 13	1,024 44	- 822 82	101 82	0 00	101 82	0 00
20 Dec 02	TRAVELERS PTY CAS CORP NEW CL B	SEDOL 2975185	- 1,187 00	17,828 53	- 14,731 35	2 89	2,892 49	0 00	2,892 49
18 Sep 88			- 73 84	1,098 01	- 749 84	0 00	348 37	0 00	348 37
7 Mar 00			- 722 55	10,729 81	- 8,185 49	0 00	2,544 12	0 00	2,544 12
1 Aug 02			- 150 84	2,239 94	- 2,327 34	- 87 40	0 00	- 87 40	0 00
2 Aug 02			- 87 64	1,449 94	- 1,448 78	1 16	0 00	1 16	0 00
5 Aug 02			- 142 03	2,109 03	- 2,020 10	88 93	0 00	88 93	0 00
4 Feb 02	TX INSTRS INC COM	SEDOL 2885409	- 1,100 00	32,948 15	- 72,708 00	0 00	- 39,761 85	0 00	- 39,761 85
7 Feb 00			- 700 00	20,965 73	- 48,244 00	0 00	- 25,278 27	0 00	- 25,278 27
14 Feb 00			- 400 00	11,880 42	- 28,484 00	0 00	- 14,483 58	0 00	- 14,483 58
7 Feb 02	TX INSTRS INC COM	SEDOL 2885409	- 600 00	17,673 45	- 23,445 18	- 5,771 73	0 00	- 5,771 73	0 00
12 Feb 02			- 600 00	17,673 45	- 23,445 18	- 5,771 73	0 00	- 5,771 73	0 00
18 May 01			- 600 00	17,673 45	- 23,445 18	- 5,771 73	0 00	- 5,771 73	0 00
8 Feb 02	TX INSTRS INC COM	SEDOL 2885409	100 00	2,981 70	- 3,907 53	- 925 83	0 00	- 825 83	0 00

542

Portfolio Statement

Account Number: BDF01
 Account Name: BDF01 - OPEN/CAPITAL GUARDIAN

Realized Gain/Loss Detail - Taxable

Trade Date	Security Description	Shares/Par	Proceeds	Cost	Short Term	Long Term	Market	Realized gain/loss
Settle Date	Acquisition Date						Total	

Sales

Trade Date	Security Description	Shares/Par	Proceeds	Cost	Short Term	Long Term	Market	Realized gain/loss
------------	----------------------	------------	----------	------	------------	-----------	--------	--------------------

Equities

18 May 01		- 100 00	2,981 70	- 3 807 53	- 925 83	0 00	- 825 83	0 00
5 Feb 02	TX INSTRS INC COM SEDOL 2885408	- 200 00	5,845 81	- 12 935 80	0 00	- 6,889 89	0 00	- 6,889 89
8 Feb 02	SEDOL 2885408							
3 Feb 00		- 200 00	5,845 81	- 12,935 80	0 00	- 6,889 89	0 00	- 6,889 89
5 Feb 02	TX INSTRS INC COM SEDOL 2885408	- 100 00	2,972 95	- 6,487 80	0 00	- 3,484 85	0 00	- 3,484 85
8 Feb 02	SEDOL 2885408							
3 Feb 00		- 100 00	2,972 95	- 6,487 80	0 00	- 3,484 85	0 00	- 3,484 85
8 Feb 02	TX INSTRS INC COM SEDOL 2885408	- 600 00	17,680 29	- 38,808 80	0 00	- 21,128 51	0 00	- 21,128 51
11 Feb 02	SEDOL 2885408							
3 Feb 00		- 600 00	17,680 29	- 38,808 80	0 00	- 21,128 51	0 00	- 21,128 51
8 Feb 02	TX INSTRS INC COM SEDOL 2885408	- 600 00	17,887 73	- 23,445 18	- 5,577 45	0 00	- 5,577 45	0 00
13 Feb 02	SEDOL 2885408							
18 May 01		- 600 00	17,887 73	- 23,445 18	- 5,577 45	0 00	- 5,577 45	0 00
5 Feb 02	TX INSTRS INC COM SEDOL 2885408	- 300 00	8,948 91	- 18,403 40	0 00	- 10,458 49	0 00	- 10,458 49
8 Feb 02	SEDOL 2885408							
3 Feb 00		- 300 00	8,948 91	- 18,403 40	0 00	- 10,458 49	0 00	- 10,458 49
4 Feb 02	TX INSTRS INC COM SEDOL 2885409	- 100 00	3,032 53	- 6,820 78	0 00	- 3,588 23	0 00	- 3,588 23
7 Feb 02	SEDOL 2885409							
4 Feb 00		- 100 00	3,032 53	- 6,820 78	0 00	- 3,588 23	0 00	- 3,588 23
8 Feb 02	TX INSTRS INC COM SEDOL 2885408	- 600 00	17,841 83	- 38,808 80	0 00	- 20,865 17	0 00	- 20,865 17
11 Feb 02	SEDOL 2885408							
3 Feb 00		- 600 00	17,841 83	- 38,808 80	0 00	- 20,865 17	0 00	- 20,865 17
5 Feb 02	TX INSTRS INC COM SEDOL 2885408	- 1,200 00	35,753 34	- 78,228 25	0 00	- 43,474 81	0 00	- 43,474 81
8 Feb 02	SEDOL 2885408							
7 Feb 00		- 200 00	5,858 88	- 13,207 25	0 00	- 7,248 38	0 00	- 7,248 38
7 Feb 00		- 700 00	20,858 12	- 48,243 89	0 00	- 25,387 87	0 00	- 25,387 87
15 Feb 00		- 300 00	8,938 33	- 18,777 01	0 00	- 10,838 68	0 00	- 10,838 68

346

◆ Realized Gain/Loss Detail - Taxable

Trade Date	Security Description	Shares/Par	Proceeds	Cost	Realized gain/loss			Total	
					Short Term	Market Long Term	Translation	Short Term	Long Term
Settle Date	Acquisition Date								
Sales									
Equities									
4 Feb 02	TX INSTRS INC COM	- 1,500 00	44,928 57	- 99,311 32	0 00	- 54,384 75	0 00	0 00	- 54,384 75
7 Feb 02	SEDOL 2885409								
	4 Feb 00	- 1 500 00	44,928 57	- 99,311 32	0 00	- 54,384 75	0 00	0 00	- 54,384 75
8 Feb 02	TX INSTRS INC COM	- 500 00	14,835 27	- 19,537 65	- 4,702 38	0 00	0 00	- 4,702 38	0 00
13 Feb 02	SEDOL 2885409								
	18 May 01	- 500 00	14 835 27	- 19,537 65	- 4,702 38	0 00	0 00	- 4,702 38	0 00
7 Feb 02	TX INSTRS INC COM	- 500 00	14,991 07	- 19,537 65	- 4,546 58	0 00	0 00	- 4,546 58	0 00
12 Feb 02	SEDOL 2885409								
	18 May 01	- 500 00	14 991 07	- 19 537 65	- 4,546 58	0 00	0 00	- 4,546 58	0 00
7 Feb 02	TX INSTRS INC COM	- 800 00	17,989 28	- 23,445 18	- 5,455 90	0 00	0 00	- 5,455 90	0 00
12 Feb 02	SEDOL 2885409								
	18 May 01	- 600 00	17,989 28	- 23,445 18	- 5,455 90	0 00	0 00	- 5,455 90	0 00
5 Feb 02	TX INSTRS INC COM	- 2,100 00	62,568 34	- 136,844 61	0 00	- 74,378 27	0 00	0 00	- 74,378 27
8 Feb 02	SEDOL 2885409								
	3 Feb 00	- 1,200 00	35,753 34	- 77,613 60	0 00	- 41,860 26	0 00	0 00	- 41,860 26
	15 Feb 00	- 800 00	26,815 00	- 59,331 01	0 00	- 32,518 01	0 00	0 00	- 32,518 01
8 Feb 02	TX INSTRS INC COM	- 400 00	11,894 42	- 18,190 39	- 2,801 78	- 3,494 19	0 00	- 2,801 78	- 3,494 19
11 Feb 02	SEDOL 2885409								
	3 Feb 00	- 100 00	2,873 61	- 6,467 80	0 00	- 3,494 19	0 00	0 00	- 3,494 19
	18 May 01	- 300 00	8,920 81	- 11,722 59	- 2,801 78	0 00	0 00	- 2,801 78	0 00
5 Feb 02	TX INSTRS INC COM	- 500 00	14,911 52	- 32,338 00	0 00	- 17,427 48	0 00	0 00	- 17,427 48
8 Feb 02	SEDOL 2885409								
	3 Feb 00	- 500 00	14 911 52	- 32,339 00	0 00	- 17,427 48	0 00	0 00	- 17,427 48
12 Jun 02	TYCO INTL LTD NEW COM	- 13,400 00	133,419 78	- 456,523 41	- 180,507 00	- 132,596 65	0 00	- 180,507 00	- 132,596 65
17 Jun 02	SEDOL 2038010								
	2 Mar 99	- 4,800 00	47,792 15	- 180,388 80	0 00	- 132,596 65	0 00	0 00	- 132,596 65
	29 Jan 02	- 2,800 00	27,878 76	- 98,496 96	- 68,618 20	0 00	0 00	- 68,618 20	0 00
	30 Jan 02	- 200 00	1,991 34	- 6,151 80	- 4,160 46	0 00	0 00	- 4,160 46	0 00
	4 Feb 02	- 1,200 00	11,948 04	- 37,260 00	- 25,311 98	0 00	0 00	- 25,311 98	0 00
	11 Feb 02	- 400 00	3,982 68	- 12,460 00	- 8,477 32	0 00	0 00	- 8,477 32	0 00

347

◆ Realized Gain/Loss Detail - Taxable

Trade Date Settle Date	Security Description Acquisition Date	Shares/Par	Proceeds	Cost	Realized gain/loss			Total	
					Short Term	Market Long Term	Translation	Short Term	Long Term
Sales									
Equities									
	13 Feb 02	- 3,500 00	34,848 44	- 108,213 35	- 73,384 91	0 00	0 00	- 73,384 91	0 00
	13 Feb 02	- 500 00	4,878 35	- 15,552 50	- 10,574 15	0 00	0 00	- 10,574 15	0 00
25 Oct 02	TYCO INTL LTD NEW COM	- 100 00	1,548 85	- 3,075 80	- 1,528 85	0 00	0 00	- 1,528 85	0 00
30 Oct 02	SEDOL 2038010								
	30 Jan 02	- 100 00	1,548 85	- 3,075 80	- 1,528 85	0 00	0 00	- 1,528 85	0 00
28 Oct 02	TYCO INTL LTD NEW COM	- 800 00	12,352 02	- 24,807 20	- 12,255 18	0 00	0 00	- 12,255 18	0 00
31 Oct 02	SEDOL 2038010								
	30 Jan 02	- 800 00	12,352 02	- 24,807 20	- 12,255 18	0 00	0 00	- 12,255 18	0 00
7 Nov 02	TYCO INTL LTD NEW COM	- 700 00	10,842 82	- 18,831 44	- 5,688 82	0 00	0 00	- 5,688 82	0 00
13 Nov 02	SEDOL 2038010								
	5 Feb 02	- 700 00	10,842 82	- 18,831 44	- 5,688 82	0 00	0 00	- 5,688 82	0 00
11 Jun 02	TYCO INTL LTD NEW COM	- 7,700 00	83,821 87	- 338,978 85	- 28,381 08	- 228,785 82	0 00	- 28,381 08	- 228,785 82
14 Jun 02	SEDOL 2038010								
	2 Mar 89	- 800 00	8,531 58	- 22,548 80	0 00	- 18,017 02	0 00	0 00	- 18,017 02
	13 Mar 01	- 400 00	4,354 39	- 18,032 00	0 00	- 13,877 81	0 00	0 00	- 13,877 81
	13 Mar 01	- 1,800 00	17,417 55	- 72,187 84	0 00	- 54,770 29	0 00	0 00	- 54,770 29
	21 Mar 01	- 2,300 00	25,037 73	- 102,883 41	0 00	- 77,825 68	0 00	0 00	- 77,825 68
	22 Mar 01	- 1,600 00	17,417 55	- 70,268 32	0 00	- 52,850 77	0 00	0 00	- 52,850 77
	23 Mar 01	- 400 00	4,354 39	- 17,808 84	0 00	- 13,554 45	0 00	0 00	- 13,554 45
	24 Jan 02	- 800 00	8,708 78	- 35,069 84	- 28,381 08	0 00	0 00	- 28,381 08	0 00
7 Jun 02	TYCO INTL LTD NEW COM	- 7,800 00	80,783 43	- 374,854 80	- 140,268 43	- 153,824 84	0 00	- 140,268 43	- 153,824 84
12 Jun 02	SEDOL 2038010								
	13 Mar 01	- 1,800 00	18,568 88	- 72,187 84	0 00	- 55,820 88	0 00	0 00	- 55,820 88
	14 Mar 01	- 2,800 00	28,892 00	- 128,895 88	0 00	- 88,003 88	0 00	0 00	- 88,003 88
	17 Jul 01	- 2,500 00	25,885 71	- 131,508 00	- 105,820 29	0 00	0 00	- 105,820 29	0 00
	30 Oct 01	- 800 00	9,318 88	- 43,885 00	- 34,848 14	0 00	0 00	- 34,848 14	0 00
28 Oct 02	TYCO INTL LTD NEW COM	- 100 00	1,541 54	- 3,075 80	- 1,534 38	0 00	0 00	- 1,534 38	0 00
31 Oct 02	SEDOL 2038010								
	30 Jan 02	- 100 00	1,541 54	- 3,075 80	- 1,534 38	0 00	0 00	- 1,534 38	0 00
4 Nov 02	TYCO INTL LTD NEW COM	- 500 00	7,875 08	- 15,289 82	- 7,814 88	0 00	0 00	- 7,814 88	0 00
7 Nov 02	SEDOL 2038010								
	30 Jan 02	- 300 00	4,605 04	- 8,227 70	- 4,822 88	0 00	0 00	- 4,822 88	0 00

248

◆ Realized Gain/Loss Detail - Taxable

Trade Date Settle Date	Security Description Acquisition Date	Shares/Par	Proceeds	Cost	Realized gain/loss			Total	
					Short Term	Market Long Term	Translation	Short Term	Long Term
Sales									
Equities									
	11 Feb 02	200 00	3 070 02	- 8,082 22	- 2,992 20	0 00	0 00	- 2,992 20	0 00
5 Nov 02	TYCO INTL LTD NEW COM	100 00	1,534 95	- 3,031 11	- 1,498 16	0 00	0 00	- 1,498 16	0 00
8 Nov 02	SEDOL 2038010								
	11 Feb 02	100 00	1 534 95	3,031 11	- 1,498 16	0 00	0 00	- 1,498 16	0 00
8 Nov 02	TYCO INTL LTD NEW COM	- 2 100 00	32,752 50	- 52 481 12	- 19,708 62	0 00	0 00	- 19,708 62	0 00
12 Nov 02	SEDOL 2038010								
	5 Feb 02	- 900 00	14,038 79	- 21,383 28	- 7,346 49	0 00	0 00	- 7,346 49	0 00
	8 Feb 02	- 1,200 00	18,715 71	- 31,077 84	- 12,362 13	0 00	0 00	- 12,362 13	0 00
25 Oct 02	TYCO INTL LTD NEW COM	- 700 00	10 745 16	- 21,531 30	- 10,786 14	0 00	0 00	- 10 786 14	0 00
30 Oct 02	SEDOL 2038010								
	30 Jan 02	700 00	10,745 16	- 21,531 30	- 10,786 14	0 00	0 00	- 10 786 14	0 00
12 Jun 02	TYCO INTL LTD NEW COM	- 1 800 00	16 985 24	- 49 214 40	- 32 229 16	0 00	0 00	- 32,229 16	0 00
17 Jun 02	SEDOL 2038010								
	30 Jan 02	- 1,800 00	16,985 24	- 49,214 40	- 32,229 16	0 00	0 00	- 32,229 16	0 00
6 Nov 02	TYCO INTL LTD NEW COM	- 100 00	1,542 02	- 2,589 82	- 1,047 80	0 00	0 00	- 1,047 80	0 00
12 Nov 02	SEDOL 2038010								
	8 Feb 02	- 100 00	1 542 02	- 2 589 82	- 1 047 80	0 00	0 00	- 1,047 80	0 00
23 Jul 02	UAL CORP COM STK PAR \$0 01	- 800 00	4,334 50	- 68,188 00	0 00	- 63,853 50	0 00	0 00	- 63 853 50
28 Jul 02	SEDOL 2901178								
	1 May 98	- 800 00	4,334 50	- 68,188 00	0 00	- 63 853 50	0 00	0 00	- 63,853 50
24 Jul 02	UAL CORP COM STK PAR \$0 01	- 800 00	3,855 72	- 68,188 00	0 00	- 64 332 28	0 00	0 00	- 64,332 28
29 Jul 02	SEDOL 2901178								
	1 May 98	800 00	3 855 72	- 68,188 00	0 00	- 64,332 28	0 00	0 00	- 64,332 28
10 Jul 02	UAL CORP COM STK PAR \$0 01	800 00	7,260 10	- 68,188 00	0 00	- 60,927 80	0 00	0 00	- 60,927 80
15 Jul 02	SEDOL 2901178								
	1 May 98	- 800 00	7 260 10	- 68,188 00	0 00	- 60,927 80	0 00	0 00	- 60,927 80
5 Jul 02	UAL CORP COM STK PAR \$0 01	- 700 00	6,917 61	- 59,684 50	0 00	- 52,746 89	0 00	0 00	- 52,746 89
10 Jul 02	SEDOL 2901178								

349

◆ Realized Gain/Loss Detail - Taxable

Trade Date Settle Date	Security Description Acquisition Date	Shares/Par	Proceeds	Cost	Realized gain/loss			Total	
					Short Term	Market Long Term	Translation	Short Term	Long Term
Sales									
Equities									
	1 May 98	- 700 00	6,917 81	- 59,884 50	0 00	- 52,746 88	0 00	0 00	- 52,746 88
3 Jul 02	UAL CORP COM STK PAR \$0 01	- 800 00	9,810 73	- 76,711 50	0 00	- 67,900 77	0 00	0 00	- 67,900 77
9 Jul 02	SEDOL 2901178								
	1 May 98	- 800 00	8 810 73	- 76 711 50	0 00	- 67,900 77	0 00	0 00	- 67,900 77
8 Jul 02	UAL CORP COM STK PAR \$0 01	- 4,500 00	42,579 98	- 383,557 50	0 00	- 340 977 54	0 00	0 00	- 340,977 54
12 Jul 02	SEDOL 2901178								
	1 May 98	- 4 500 00	42,579 98	- 383,557 50	0 00	- 340 977 54	0 00	0 00	- 340,977 54
3 Jul 02	UAL CORP COM STK PAR \$0 01	- 1,000 00	9,889 40	- 85 520 00	0 00	- 75 650 60	0 00	0 00	- 75 650 60
9 Jul 02	SEDOL 2901178								
	1 May 98	- 1,000 00	9,889 40	- 85,520 00	0 00	- 75,650 60	0 00	0 00	- 75,650 60
19 Jul 02	UAL CORP COM STK PAR \$0 01	- 1,400 00	9,005 22	- 118,329 00	0 00	- 110,323 78	0 00	0 00	- 110,323 78
24 Jul 02	SEDOL 2901178								
	1 May 98	- 1,400 00	9,005 22	- 118,329 00	0 00	- 110,323 78	0 00	0 00	- 110,323 78
2 Jul 02	UAL CORP COM STK PAR \$0 01	- 3,000 00	30,171 58	- 257,322 30	0 00	- 227,150 72	0 00	0 00	- 227 150 72
8 Jul 02	SEDOL 2901178								
	1 May 98	- 1,200 00	12,068 83	- 102,824 00	0 00	- 90,555 37	0 00	0 00	- 90,555 37
	4 May 98	- 1,800 00	18,102 95	- 154,698 30	0 00	- 138,585 35	0 00	0 00	- 138,585 35
22 Jul 02	UAL CORP COM STK PAR \$0 01	- 800 00	4 600 82	- 68,188 00	0 00	- 63 587 18	0 00	0 00	- 63,587 18
25 Jul 02	SEDOL 2901178								
	1 May 98	- 800 00	4,600 82	- 68,188 00	0 00	- 63,587 18	0 00	0 00	- 63,587 18
8 Jul 02	UAL CORP COM STK PAR \$0 01	- 300 00	2 938 62	- 25,570 50	0 00	- 22 631 88	0 00	0 00	- 22,631 88
11 Jul 02	SEDOL 2901178								
	1 May 98	- 300 00	2,938 62	- 25,570 50	0 00	- 22,631 88	0 00	0 00	- 22 631 88
8 Feb 02	USA INTERACTIVE COM STK	- 4 000 00	114 558 28	- 85 532 31	15,999 77	13,028 20	0 00	15 999 77	13,028 20
13 Feb 02	SEDOL 2811138								
	8 Nov 00	- 1,700 00	48,887 27	- 35 861 07	0 00	13,028 20	0 00	0 00	13,028 20
	9 Feb 01	- 500 00	14,319 78	- 10,812 50	3,507 28	0 00	0 00	3 507 28	0 00
	18 Feb 01	- 1,800 00	51,551 23	- 38,058 74	12,482 48	0 00	0 00	12,482 48	0 00

350

◆ Realized Gain/Loss Detail - Taxable

Trade Date Security Description Shares/Par Proceeds Cost Short Term Long Term Translation Short Term Long Term Total

Sales
 Equities

30 Sep 02	UTD TECHNOLOGIES CORP COM	SEDOL 2915500	- 2,500 00	138,753 78	- 181,238 22	0 00	- 41,482 44	0 00	- 41,482 44
8 Aug 01			- 1,000 00	89,442 42	- 118,032 00	0 00	- 28,589 58	0 00	- 28,589 58
10 Aug 01			800 00	44,721 21	- 58,014 88	0 00	- 13,293 75	0 00	- 13,293 75
15 Aug 01			100 00	5,580 15	- 7,188 28	0 00	- 1,598 11	0 00	- 1,598 11
24 Jun 02	V F CORP COM	SEDOL 2828883	100 00	3,848 85	- 3,100 70	0 00	848 25	0 00	848 25
27 Jun 02	V F CORP COM	SEDOL 2828883	100 00	3,848 85	- 3,100 70	0 00	848 25	0 00	848 25
24 Sep 89			100 00	3,848 85	- 3,100 70	0 00	848 25	0 00	848 25
21 May 02	V F CORP COM	SEDOL 2828883	- 300 00	13,229 81	- 9,640 38	0 00	3,589 43	0 00	3,589 43
24 May 02	V F CORP COM	SEDOL 2828883	- 300 00	13,229 81	- 9,640 38	0 00	3,589 43	0 00	3,589 43
9 Nov 89			- 300 00	13,229 81	- 9,640 38	0 00	3,589 43	0 00	3,589 43
8 Feb 02	V F CORP COM	SEDOL 2828883	- 3,000 00	118,532 71	- 98,403 80	0 00	22,128 91	0 00	22,128 91
13 Feb 02	V F CORP COM	SEDOL 2828883	- 3,000 00	118,532 71	- 98,403 80	0 00	22,128 91	0 00	22,128 91
9 Nov 89			- 3,000 00	118,532 71	- 98,403 80	0 00	22,128 91	0 00	22,128 91
12 Jun 02	V F CORP COM	SEDOL 2828883	- 200 00	8,258 13	- 6,428 92	0 00	1,829 21	0 00	1,829 21
17 Jun 02	V F CORP COM	SEDOL 2828883	- 200 00	8,258 13	- 6,428 92	0 00	1,829 21	0 00	1,829 21
9 Nov 88			200 00	8,258 13	- 6,428 92	0 00	1,829 21	0 00	1,829 21
14 May 02	V F CORP COM	SEDOL 2928883	300 00	13,258 12	- 9,640 38	0 00	3,615 74	0 00	3,615 74
17 May 02	V F CORP COM	SEDOL 2928883	300 00	13,258 12	- 9,640 38	0 00	3,615 74	0 00	3,615 74
9 Nov 88			- 300 00	13,258 12	- 9,640 38	0 00	3,615 74	0 00	3,615 74
18 Jun 02	V F CORP COM	SEDOL 2928883	200 00	8,174 09	- 6,428 92	0 00	1,747 17	0 00	1,747 17
21 Jun 02	V F CORP COM	SEDOL 2928883	200 00	8,174 09	- 6,428 92	0 00	1,747 17	0 00	1,747 17
9 Nov 89			- 200 00	8,174 09	- 6,428 92	0 00	1,747 17	0 00	1,747 17
13 May 02	V F CORP COM	SEDOL 2928883	- 200 00	8,821 33	- 6,428 92	0 00	2,394 41	0 00	2,394 41
16 May 02	V F CORP COM	SEDOL 2928883	- 200 00	8,821 33	- 6,428 92	0 00	2,394 41	0 00	2,394 41
9 Nov 89			200 00	8,821 33	- 6,428 92	0 00	2,394 41	0 00	2,394 41
15 May 02	V F CORP COM	SEDOL 2928883	- 300 00	13,318 38	- 9,640 38	0 00	3,678 00	0 00	3,678 00
20 May 02	V F CORP COM	SEDOL 2928883	- 300 00	13,318 38	- 9,640 38	0 00	3,678 00	0 00	3,678 00
9 Nov 89			- 300 00	13,318 38	- 9,640 38	0 00	3,678 00	0 00	3,678 00

The Northern Trust Company

Generated by The Northern Trust Company from periodic data on 21 Jan 03

153

JAN 03 09:53 AM

◆ Realized Gain/Loss Detail - Taxable

Trade Date Settle Date	Security Description Acquisition Date	Shares/Par	Proceeds	Cost	Realized gain/loss			Total	
					Short Term	Market Long Term	Translation	Short Term	Long Term
Sales									
Equities									
	9 Nov 99	- 300 00	13,318 38	- 8,840 38	0 00	3 878 00	0 00	0 00	3,878 00
18 Jun 02 24 Jun 02	V F CORP COM SEDOL 2928683	- 100 00	4 073 71	- 3 213 48	0 00	880 25	0 00	0 00	860 25
	9 Nov 99	- 100 00	4 073 71	- 3,213 48	0 00	880 25	0 00	0 00	880 25
8 May 02 9 May 02	V F CORP COM SEDOL 2928683	- 100 00	4,482 29	- 3,213 48	0 00	1,268 83	0 00	0 00	1,268 83
	9 Nov 99	- 100 00	4,482 29	- 3,213 48	0 00	1,268 83	0 00	0 00	1,268 83
11 Jun 02 14 Jun 02	V F CORP COM SEDOL 2928683	- 200 00	8,284 67	- 6,428 92	0 00	1 887 75	0 00	0 00	1,887 75
	9 Nov 99	- 200 00	8,284 67	- 6,428 92	0 00	1,887 75	0 00	0 00	1,887 75
25 Jun 02 28 Jun 02	V F CORP COM SEDOL 2928683	- 300 00	11 808 74	- 9,297 23	0 00	2,509 51	0 00	0 00	2 509 51
	27 Sep 99	- 200 00	7,871 18	- 6,199 30	0 00	1 671 88	0 00	0 00	1,671 88
	4 Oct 99	- 100 00	3,935 58	- 3 097 93	0 00	837 65	0 00	0 00	837 65
3 May 02 8 May 02	V F CORP COM SEDOL 2928683	- 100 00	4,501 94	- 3,213 48	0 00	1,288 48	0 00	0 00	1,288 48
	9 Nov 99	- 100 00	4,501 94	- 3,213 48	0 00	1,288 48	0 00	0 00	1,288 48
27 Jun 02 2 Jul 02	V F CORP COM SEDOL 2928683	- 200 00	7,797 72	- 6 188 18	0 00	1 608 56	0 00	0 00	1,608 56
	23 Sep 99	- 100 00	3,888 88	- 3,095 75	0 00	803 11	0 00	0 00	803 11
	7 Oct 99	- 100 00	3,888 88	- 3,092 41	0 00	808 45	0 00	0 00	808 45
7 Jun 02 12 Jun 02	V F CORP COM SEDOL 2928683	- 100 00	4,188 50	- 3,213 48	0 00	985 04	0 00	0 00	985 04
	9 Nov 99	- 100 00	4,188 50	- 3 213 48	0 00	985 04	0 00	0 00	985 04
17 May 02 22 May 02	V F CORP COM SEDOL 2928683	- 100 00	4,435 04	- 3 213 48	0 00	1,221 58	0 00	0 00	1,221 58
	9 Nov 99	- 100 00	4 435 04	- 3,213 48	0 00	1,221 58	0 00	0 00	1,221 58

352

◆ **Realized Gain/Loss Detail - Taxable**

Trade Date Security Description Shares/Par Proceeds Cost Short Term Long Term Market Realized gain/loss Total
 Settle Date Acquisition Date Short Term Long Term

Equities

24 Jun 02	V F CORP COM SEDOL 2928683	-	200 00	7,853 42	- 8,205 51	0 00	0 00	1,647 91	0 00	1,647 81
22 Sep 89		-	100 00	3,928 71	- 3,104 81	0 00	0 00	821 90	0 00	821 80
24 Sep 89		-	100 00	3,928 71	- 3,100 70	0 00	0 00	828 01	0 00	828 01
20 May 02	V F CORP COM SEDOL 2928683	-	200 00	8,842 89	- 9,428 92	0 00	0 00	2,415 97	0 00	2,415 97
9 Nov 99		-	200 00	8,842 89	- 9,428 92	0 00	0 00	2,415 97	0 00	2,415 97
28 Jun 02	V F CORP COM SEDOL 2828883	-	100 00	3,895 24	- 3,098 02	0 00	0 00	788 22	0 00	788 22
1 Jul 02		-	100 00	3,895 24	- 3,098 02	0 00	0 00	788 22	0 00	788 22
23 Sep 99		-	100 00	3,895 24	- 3,098 02	0 00	0 00	788 22	0 00	788 22
10 Jun 02	V F CORP COM SEDOL 2828683	-	200 00	8,385 12	- 8,428 92	0 00	0 00	1,958 20	0 00	1,958 20
9 Nov 89		-	200 00	8,385 12	- 8,428 92	0 00	0 00	1,958 20	0 00	1,958 20
15 May 02	V F CORP COM SEDOL 2928683	-	200 00	8,855 47	- 8,428 92	0 00	0 00	2,428 55	0 00	2,428 55
9 Nov 89		-	200 00	8,855 47	- 8,428 92	0 00	0 00	2,428 55	0 00	2,428 55
21 Jun 02	V F CORP COM SEDOL 2928683	-	200 00	7,854 22	- 8,318 48	0 00	0 00	1,535 76	0 00	1,535 76
28 Jun 02		-	200 00	7,854 22	- 8,318 48	0 00	0 00	1,535 76	0 00	1,535 76
23 Sep 89		-	100 00	3,927 11	- 3,105 00	0 00	0 00	822 11	0 00	822 11
9 Nov 89		-	100 00	3,927 11	- 3,213 48	0 00	0 00	713 65	0 00	713 65
20 Jun 02	V F CORP COM SEDOL 2928683	-	200 00	8,048 43	- 8,428 92	0 00	0 00	1,618 51	0 00	1,618 51
25 Jun 02		-	200 00	8,048 43	- 8,428 92	0 00	0 00	1,618 51	0 00	1,618 51
9 Nov 89		-	200 00	8,048 43	- 8,428 92	0 00	0 00	1,618 51	0 00	1,618 51
7 May 02	V F CORP COM SEDOL 2928683	-	300 00	13,528 98	- 8,840 38	0 00	0 00	3,888 60	0 00	3,888 60
10 May 02		-	300 00	13,528 98	- 8,840 38	0 00	0 00	3,888 60	0 00	3,888 60
9 Nov 89		-	300 00	13,528 98	- 9,840 38	0 00	0 00	3,888 60	0 00	3,888 60
18 May 02	V F CORP COM SEDOL 2928683	-	100 00	4,434 78	- 3,213 48	0 00	0 00	1,221 32	0 00	1,221 32
21 May 02		-	100 00	4,434 78	- 3,213 48	0 00	0 00	1,221 32	0 00	1,221 32

The Northern Trust Company

Generated by The Northern Trust Company from periodic data on 21 Jan 03

353

Realized Gain/Loss Detail - Taxable

Trade Date Security Description Shares/Par Proceeds Cost Short Term Long Term Market Realized gain/loss Total

Settle Date Acquisition Date

Sales

Equities

28 Jun 02	SEDOL 2828883	V F CORP COM	- 400 00	15,720 82	- 12,345 82	0 00	3,375 00	3,375 00	3,375 00
3 Jul 02	SEDOL 2828883	V F CORP COM	- 100 00	3,930 23	- 3,081 38	0 00	838 87	838 87	838 87
18 Sep 88			- 100 00	3,930 23	- 3,087 50	0 00	842 73	842 73	842 73
28 Sep 88			- 200 00	7,860 46	- 6,187 08	0 00	1,683 40	1,683 40	1,683 40
24 May 02	SEDOL 2828883	V F CORP COM	- 100 00	4,351 80	- 3,213 46	0 00	1,138 44	1,138 44	1,138 44
30 May 02	SEDOL 2828883	V F CORP COM	- 100 00	4,351 80	- 3,213 46	0 00	1,138 44	1,138 44	1,138 44
8 Nov 88			- 100 00	4,351 80	- 3,213 46	0 00	1,138 44	1,138 44	1,138 44
8 May 02	SEDOL 2828883	V F CORP COM	- 200 00	8,021 06	- 6,428 92	0 00	2,594 14	2,594 14	2,594 14
13 May 02	SEDOL 2828883	V F CORP COM	- 200 00	8,021 06	- 6,428 92	0 00	2,594 14	2,594 14	2,594 14
8 Nov 88			- 200 00	8,021 06	- 6,428 92	0 00	2,594 14	2,594 14	2,594 14
3 Jul 02	SEDOL 2828883	V F CORP COM	- 2,100 00	77,665 73	- 64,417 17	0 00	13,248 58	13,248 58	13,248 58
9 Jul 02	SEDOL 2828883	V F CORP COM	- 100 00	3,698 37	- 3,051 18	0 00	647 19	647 19	647 19
14 Sep 88			- 200 00	7,388 74	- 6,148 08	0 00	1,248 68	1,248 68	1,248 68
15 Sep 88			- 1,100 00	40,682 05	- 33,858 32	0 00	6,822 73	6,822 73	6,822 73
21 Sep 88			- 300 00	11,095 10	- 9,250 58	0 00	1,844 51	1,844 51	1,844 51
8 Oct 88			- 400 00	14,783 47	- 12,108 00	0 00	2,685 47	2,685 47	2,685 47
17 Jun 02	SEDOL 2828883	V F CORP COM	- 300 00	12,140 84	- 9,640 38	0 00	2,500 48	2,500 48	2,500 48
20 Jun 02	SEDOL 2828883	V F CORP COM	- 300 00	12,140 84	- 9,640 38	0 00	2,500 48	2,500 48	2,500 48
8 Nov 88			- 300 00	12,140 84	- 9,640 38	0 00	2,500 48	2,500 48	2,500 48
5 Jul 02	SEDOL 2828883	V F CORP COM	- 300 00	11,084 68	- 8,452 42	0 00	2,632 24	2,632 24	2,632 24
10 Jul 02	SEDOL 2828883	V F CORP COM	- 100 00	3,684 88	- 2,823 88	0 00	871 00	871 00	871 00
15 Oct 88			- 100 00	3,684 88	- 2,826 00	0 00	868 89	868 89	868 89
18 Oct 88			- 100 00	3,684 88	- 2,802 54	0 00	882 35	882 35	882 35
18 Oct 88			- 1,200 00	45,040 84	- 35,718 78	0 00	9,321 85	9,321 85	9,321 85
5 Jul 02	SEDOL 2828883	V F CORP COM	- 100 00	3,753 89	- 3,027 00	0 00	728 38	728 38	728 38
11 Oct 88			- 300 00	11,260 16	- 8,015 38	0 00	2,244 77	2,244 77	2,244 77
12 Oct 88			- 200 00	7,508 77	- 6,011 02	0 00	1,485 75	1,485 75	1,485 75

The Northern Trust Company

Generated by The Northern Trust Company from periodic data on 21 Jan 03

352

◆ Realized Gain/Loss Detail - Taxable

Trade Date	Security Description	Shares/Par	Proceeds	Cost	Realized gain/loss			Total	
					Short Term	Market Long Term	Translation	Short Term	Long Term
Settle Date	Acquisition Date								
Sales									
Equities									
12 Oct 99		- 100 00	3,753 39	- 3 005 00	0 00	748 39	0 00	0 00	748 39
13 Oct 99		- 200 00	7,508 77	- 5 948 58	0 00	1,558 19	0 00	0 00	1,558 19
14 Oct 99		200 00	7,508 77	- 5,809 80	0 00	1,698 97	0 00	0 00	1,698 97
14 Oct 99		100 00	3,753 39	- 2,902 00	0 00	851 39	0 00	0 00	851 39
23 May 02	V F CORP COM	- 100 00	4,309 07	- 3,213 48	0 00	1,095 61	0 00	0 00	1,095 61
29 May 02	SEDOL 2928683								
9 Nov 99		- 100 00	4,309 07	- 3,213 48	0 00	1,095 61	0 00	0 00	1,095 61
9 May 02	V F CORP COM	- 100 00	4,482 48	- 3,213 48	0 00	1,269 02	0 00	0 00	1,269 02
14 May 02	SEDOL 2928683								
9 Nov 99		- 100 00	4,482 48	- 3,213 48	0 00	1,269 02	0 00	0 00	1,269 02
8 May 02	V F CORP COM	- 100 00	4,553 66	- 3,213 48	0 00	1,340 20	0 00	0 00	1,340 20
13 May 02	SEDOL 2828683								
9 Nov 99		100 00	4,553 66	- 3,213 48	0 00	1,340 20	0 00	0 00	1,340 20
14 Jun 02	V F CORP COM	- 100 00	4,021 54	- 3,213 48	0 00	808 08	0 00	0 00	808 08
19 Jun 02	SEDOL 2828683								
9 Nov 99		- 100 00	4,021 54	- 3,213 48	0 00	808 08	0 00	0 00	808 08
7 Nov 02	VERISIGN INC COM	- 9 700 00	90,912 44	- 84,017 88	6 894 58	0 00	0 00	6,894 58	0 00
13 Nov 02	SEDOL 2142922								
6 May 02		- 1,700 00	15,833 10	- 14,405 29	1,527 81	0 00	0 00	1,527 81	0 00
7 May 02		- 800 00	8,435 18	- 7,898 40	538 78	0 00	0 00	538 78	0 00
7 May 02		- 200 00	1,874 49	- 1,689 00	185 49	0 00	0 00	185 49	0 00
7 May 02		- 2,800 00	28,242 77	- 24,081 52	2,181 25	0 00	0 00	2,181 25	0 00
4 Jun 02		200 00	1,874 48	- 1,882 72	- 8 24	0 00	0 00	- 8 24	0 00
6 Jun 02		- 100 00	937 24	- 939 06	- 1 82	0 00	0 00	- 1 82	0 00
7 Jun 02		- 200 00	1,874 48	- 1,858 08	16 40	0 00	0 00	16 40	0 00
10 Jun 02		- 100 00	937 24	- 927 76	9 48	0 00	0 00	9 48	0 00
11 Jun 02		- 600 00	5,623 45	- 5,855 54	- 32 09	0 00	0 00	- 32 09	0 00
12 Jun 02		- 800 00	7,487 84	- 7,205 68	282 28	0 00	0 00	282 28	0 00
14 Jun 02		- 200 00	1,874 48	- 1,800 88	73 50	0 00	0 00	73 50	0 00
14 Jun 02		- 200 00	1,874 48	- 1,829 00	45 48	0 00	0 00	45 48	0 00
18 Jun 02		- 100 00	937 25	- 835 49	1 76	0 00	0 00	1 76	0 00
18 Jun 02		- 200 00	1,874 48	- 1,788 48	75 00	0 00	0 00	75 00	0 00
20 Jun 02		- 800 00	5,623 45	- 5,200 20	423 25	0 00	0 00	423 25	0 00
21 Jun 02		- 100 00	937 24	- 805 61	131 63	0 00	0 00	131 63	0 00
21 Jun 02		- 200 00	1,874 48	- 1,585 34	289 14	0 00	0 00	289 14	0 00
24 Jun 02		- 100 00	937 24	- 721 05	216 18	0 00	0 00	216 18	0 00

355

Realized Gain/Loss Detail - Taxable

Trade Date Security Description Shares/Par Proceeds Cost Short Term Long Term Market Realized gain/loss
 Settle Date Acquisition Date Short Term Translation Total Long Term

Sales

Equities

28 Jun 02		100 00	- 713 58	223 87	0 00	0 00	223 87
28 Jun 02		100 00	- 702 87	234 57	0 00	0 00	234 57
27 Jun 02		100 00	- 898 24	239 00	0 00	0 00	239 00
1 Jul 02		100 00	- 703 17	234 07	0 00	0 00	234 07
7 Nov 02 VERISIGN INC COM SEDOL 2142822		- 21,300 00	- 854,725 14	- 196,430 73	- 463,884 54	0 00	- 196,430 73

20 Feb 01		200 00	- 11,177 82	- 8,352 38	0 00	0 00	- 8,352 38
20 Feb 01		100 00	- 5,581 38	- 4,648 88	0 00	0 00	- 4,648 88
20 Feb 01		800 00	- 50,184 72	- 41,870 21	0 00	0 00	- 41,870 21
21 Feb 01		3,700 00	- 200,877 07	- 187,108 34	0 00	0 00	- 187,108 34
21 Feb 01		100 00	- 5,028 88	- 4,115 88	0 00	0 00	- 4,115 88
22 Feb 01		1,600 00	- 80,220 32	- 65,616 78	0 00	0 00	- 65,616 78
23 Feb 01		1,200 00	- 57,388 44	- 48,435 77	0 00	0 00	- 48,435 77
28 Feb 01		200 00	- 8,592 70	- 7,787 28	0 00	0 00	- 7,787 28
11 Oct 01		1,200 00	- 10,852 87	- 8,943 81	0 00	0 00	- 8,943 81
29 Oct 01		800 00	- 33,915 82	- 28,514 14	0 00	0 00	- 28,514 14
29 Oct 01		1,200 00	- 50,468 12	- 39,513 45	0 00	0 00	- 39,513 45
21 Dec 01		2,000 00	- 78,887 20	- 60,632 75	0 00	0 00	- 60,632 75
30 Jan 02		1,600 00	- 50,382 88	- 35,758 33	0 00	0 00	- 35,758 33
12 Apr 02		1,400 00	- 34,820 74	- 21,842 82	0 00	0 00	- 21,842 82
12 Apr 02		3,800 00	- 82,920 84	- 58,237 18	0 00	0 00	- 58,237 18
18 Apr 02		800 00	- 18,713 88	- 12,411 80	0 00	0 00	- 12,411 80
22 Apr 02		500 00	- 12,110 55	- 7,548 84	0 00	0 00	- 7,548 84
7 Nov 02 VERISIGN INC COM SEDOL 2142822		- 10,000 00	- 178,985 38	- 87,398 13	0 00	0 00	- 87,398 13

11 Apr 02		1,800 00	- 45,840 16	- 28,438 88	0 00	0 00	- 28,438 88
22 Apr 02		3,700 00	- 89,818 07	- 55,727 08	0 00	0 00	- 55,727 08
8 May 02		500 00	- 4,858 20	- 378 34	0 00	0 00	- 378 34
8 May 02		700 00	- 8,898 08	- 587 28	0 00	0 00	- 587 28
10 May 02		700 00	- 6,411 81	- 387 37	0 00	0 00	- 387 37
13 May 02		500 00	- 5,008 80	- 428 74	0 00	0 00	- 428 74
21 May 02		600 00	- 5,874 82	- 478 78	0 00	0 00	- 478 78
22 May 02		300 00	- 3,001 80	- 253 88	0 00	0 00	- 253 88
28 May 02		100 00	- 1,001 50	- 85 53	0 00	0 00	- 85 53
28 May 02		400 00	- 3,863 88	- 301 23	0 00	0 00	- 301 23
30 May 02		300 00	- 2,747 81	- 250 02	0 00	0 00	- 250 02
5 Jun 02		100 00	- 815 87	- 28 93	0 00	0 00	- 28 93
5 Jun 02		200 00	- 1,831 85	- 57 25	0 00	0 00	- 57 25
8 Sep 02 WA MUT INC COM SEDOL 2842188		- 800 00	- 22,870 07	- 18,577 88	4,092 21	0 00	4,092 21

952

◆ Realized Gain/Loss Detail - Taxable

Trade Date Settle Date	Security Description Acquisition Date	Shares/Par	Proceeds	Cost	Realized gain/loss			Total	
					Short Term	Market Long Term	Translation	Short Term	Long Term
Sales									
Equities									
	14 Nov 01	- 200 00	7,344 88	- 6,405 80	0 00	0 00	0 00	0 00	0 00
	14 Nov 01	- 3 500 00	128,535 02	- 111,888 45	16,548 57	0 00	0 00	16,548 57	0 00
	15 Nov 01	- 1,300 00	47,741 58	- 41,828 34	8,113 24	0 00	0 00	8,113 24	0 00
	15 Nov 01	- 100 00	3,872 43	- 3,181 80	480 83	0 00	0 00	480 83	0 00
	18 Nov 01	- 200 00	7,344 88	- 6,488 30	845 58	0 00	0 00	845 58	0 00
	7 Dec 01	- 100 00	3,872 43	- 3,177 71	494 72	0 00	0 00	494 72	0 00
	10 Dec 01	- 200 00	7,344 88	- 6,401 88	843 20	0 00	0 00	843 20	0 00
	11 Dec 01	- 100 00	3,872 43	- 3,204 78	487 67	0 00	0 00	487 67	0 00
25 Jun 02	WELLS FARGO & CO NEW COM STK	- 800 00	40,545 08	- 37,702 88	0 00	2,842 13	0 00	0 00	2,842 13
28 Jun 02	SEDOL 2849100								
	22 May 01	- 800 00	40,545 08	- 37,702 88	0 00	2,842 13	0 00	0 00	2,842 13
24 Jun 02	WELLS FARGO & CO NEW COM STK	- 2,300 00	115,889 03	- 110,380 52	525 83	4,782 88	0 00	525 83	4,782 88
27 Jun 02	SEDOL 2849100								
	23 May 01	- 1,400 00	70,407 23	- 68,851 88	0 00	3,555 55	0 00	0 00	3,555 55
	23 May 01	- 100 00	5,028 08	- 4,722 00	0 00	307 08	0 00	0 00	307 08
	24 May 01	- 400 00	20,118 36	- 18,188 12	0 00	820 24	0 00	0 00	820 24
	11 Mar 02	- 400 00	20,118 35	- 18,580 72	525 83	0 00	0 00	525 83	0 00
21 Jun 02	WELLS FARGO & CO NEW COM STK	- 700 00	35,729 58	- 34,283 76	1,445 82	0 00	0 00	1,445 82	0 00
28 Jun 02	SEDOL 2849100								
	11 Mar 02	- 700 00	35,729 58	- 34,283 76	1,445 82	0 00	0 00	1,445 82	0 00
25 Jun 02	WELLS FARGO & CO NEW COM STK	- 200 00	10,057 89	- 9,425 74	0 00	831 85	0 00	0 00	831 85
28 Jun 02	SEDOL 2849100								
	22 May 01	- 200 00	10,057 89	- 9,425 74	0 00	831 85	0 00	0 00	831 85
25 Jun 02	WELLS FARGO & CO NEW COM STK	- 100 00	5,075 50	- 4,712 87	0 00	382 83	0 00	0 00	382 83
28 Jun 02	SEDOL 2849100								
	22 May 01	- 100 00	5,075 50	- 4,712 87	0 00	382 83	0 00	0 00	382 83
21 Jun 02	WELLS FARGO & CO NEW COM STK	- 200 00	10,220 89	- 9,785 38	425 33	0 00	0 00	425 33	0 00
28 Jun 02	SEDOL 2849100								
	11 Mar 02	- 200 00	10,220 89	- 9,785 38	425 33	0 00	0 00	425 33	0 00
24 Jun 02	WELLS FARGO & CO NEW COM STK	- 300 00	15,188 11	- 14,683 04	475 07	0 00	0 00	475 07	0 00
27 Jun 02	SEDOL 2849100								
	11 Mar 02	- 300 00	15,188 11	- 14,683 04	475 07	0 00	0 00	475 07	0 00

358

◆ Realized Gain/Loss Detail - Taxable

Trade Date Security Description Shares/Par Proceeds Cost Short Term Long Term Market Realized gain/loss Total
 Settle Date Acquisition Date Short Term Long Term

Sales

Equities

28 Jun 02	WELLS FARGO & CO NEW COM STK	SEDOL 2649100	- 200 00	10,055 69	- 8,387 68	0 00	688 03	0 00	688 03
1 Jul 02	WELLS FARGO & CO NEW COM STK	SEDOL 2649100	- 200 00	10,055 69	- 8,387 68	0 00	688 03	0 00	688 03
28 May 01			- 200 00	10,055 69	- 8,387 68	0 00	688 03	0 00	688 03
9 Jul 02	WELLS FARGO & CO NEW COM STK	SEDOL 2649100	- 5,400 00	281,691 23	- 247,549 50	0 00	14,141 73	0 00	14,141 73
21 May 01			- 5,400 00	281,691 23	- 247,549 50	0 00	14,141 73	0 00	14,141 73
27 Jun 02	WELLS FARGO & CO NEW COM STK	SEDOL 2649100	- 900 00	44,677 44	- 41,874 54	0 00	2,802 90	0 00	2,802 90
21 May 01			- 900 00	44,677 44	- 41,874 54	0 00	2,802 90	0 00	2,802 90
21 May 01			300 00	14,892 48	- 13,752 75	0 00	1,139 73	0 00	1,139 73
29 May 01			200 00	8,928 32	- 8,387 68	0 00	540 68	0 00	540 68
28 May 01			100 00	4,884 16	- 4,888 00	0 00	275 16	0 00	275 16
30 May 01			200 00	8,928 32	- 8,374 30	0 00	554 02	0 00	554 02
31 May 01			100 00	4,984 16	- 4,870 83	0 00	283 33	0 00	283 33
28 Jun 02	WELLS FARGO & CO NEW COM STK	SEDOL 2649100	- 2,200 00	108,469 93	- 103,828 59	0 00	4,643 34	0 00	4,643 34
1 Jul 02	WELLS FARGO & CO NEW COM STK	SEDOL 2649100	- 1,900 00	93,678 58	- 89,544 53	0 00	4,134 05	0 00	4,134 05
22 May 01			- 1,900 00	93,678 58	- 89,544 53	0 00	4,134 05	0 00	4,134 05
25 May 01			300 00	14,791 35	- 14,082 08	0 00	709 29	0 00	709 29
28 Jul 02	WILLIAMS CO INC COM	SEDOL 2987181	- 21,800 00	23,434 47	- 841,250 91	- 227,107 45	- 390,708 99	0 00	- 390,708 99
31 Jul 02	WILLIAMS CO INC COM	SEDOL 2987181	- 8,000 00	8,560 54	- 273,262 60	0 00	- 284,702 08	0 00	- 284,702 08
5 Dec 00			- 8,000 00	8,560 54	- 273,262 60	0 00	- 284,702 08	0 00	- 284,702 08
11 Jul 01			- 4,000 00	4,280 27	- 130,287 20	0 00	- 128,008 93	0 00	- 128,008 93
13 Dec 01			- 3,300 00	2,461 16	- 65,315 00	0 00	- 52,853 84	0 00	- 52,853 84
14 Dec 01			- 6,300 00	6,741 42	- 150,757 11	0 00	- 144,015 89	0 00	- 144,015 89
17 Dec 01			- 1,300 00	1,381 08	- 31,628 00	0 00	- 30,237 92	0 00	- 30,237 92
28 Jul 02	WILLIAMS CO INC COM	SEDOL 2987181	- 7,400 00	9,421 38	- 171,525 21	- 182,103 83	0 00	- 182,103 83	0 00
28 Jul 02	WILLIAMS CO INC COM	SEDOL 2987181	- 700 00	891 21	- 18,750 78	- 15,859 58	0 00	- 15,859 58	0 00
14 Dec 01			- 700 00	891 21	- 18,750 78	- 15,859 58	0 00	- 15,859 58	0 00
17 Dec 01			- 8,000 00	7,638 86	- 139,187 60	- 131,558 64	0 00	- 131,558 64	0 00
18 Dec 01			- 700 00	891 21	- 15,578 82	- 14,885 81	0 00	- 14,885 81	0 00
13 Jun 02	XCEL ENERGY INC COM	SEDOL 2614807	- 500 00	10,142 18	- 17,037 30	- 8,895 11	0 00	- 8,895 11	0 00
13 Jun 02	XCEL ENERGY INC COM	SEDOL 2614807	- 500 00	10,142 18	- 17,037 30	- 8,895 11	0 00	- 8,895 11	0 00
3 Dec 01			- 500 00	10,142 18	- 17,037 30	- 8,895 11	0 00	- 8,895 11	0 00

The Northern Trust Company

Generated by The Northern Trust Company from periodic data on 21 Jan 03

359

◆ Realized Gain/Loss Detail - Taxable

Trade Date Settle Date	Security Description Acquisition Date	Shares/Par	Proceeds	Cost	Realized gain/loss			Total	
					Short Term	Market Long Term	Translation	Short Term	Long Term
Sales									
Equities									
14 Jun 02	XCEL ENERGY INC COM	- 800 00	16,051 83	- 27,259 88	- 11,207 85	0 00	0 00	- 11,207 85	0 00
18 Jun 02	SEDOL 2614807								
3 Dec 01		- 800 00	16 051 83	- 27,259 88	- 11,207 85	0 00	0 00	- 11,207 85	0 00
17 Jun 02	XCEL ENERGY INC COM	- 700 00	14,077 55	- 23 848 00	- 9,770 45	0 00	0 00	- 9 770 45	0 00
20 Jun 02	SEDOL 2614807								
3 Dec 01		- 650 00	13,072 01	- 22,148 48	- 9,078 48	0 00	0 00	- 9,078 48	0 00
4 Dec 01		- 50 00	1,005 54	- 1,889 51	- 683 97	0 00	0 00	- 683 97	0 00
13 Jun 02	XCEL ENERGY INC COM	- 2,300 00	46,350 98	- 115,424 09	- 23,782 51	- 45 280 82	0 00	- 23 782 51	- 45 280 82
18 Jun 02	SEDOL 2614807								
4 Jun 01		- 750 00	15 114 44	- 42 828 10	0 00	- 27,514 88	0 00	0 00	- 27 514 88
4 Jun 01		- 50 00	1,007 83	- 2,831 00	0 00	- 1,823 37	0 00	0 00	- 1 823 37
5 Jun 01		- 450 00	9,088 67	- 25,021 28	0 00	- 15,852 59	0 00	0 00	- 15,852 59
22 Jun 01		- 1,000 00	20,152 58	- 43,238 00	- 23,088 41	0 00	0 00	- 23,088 41	0 00
3 Dec 01		- 50 00	1,007 83	- 1,703 73	- 688 10	0 00	0 00	- 688 10	0 00
18 Jun 02	XCEL ENERGY INC COM	- 550 00	11,068 98	- 18,892 10	- 7,823 14	0 00	0 00	- 7,823 14	0 00
21 Jun 02	SEDOL 2614807								
3 Dec 01		- 50 00	1 008 27	- 1,897 00	- 680 73	0 00	0 00	- 680 73	0 00
4 Dec 01		- 500 00	10,062 69	- 18,895 10	- 8,932 41	0 00	0 00	- 8,932 41	0 00
22 Nov 02	XILINX INC COM	- 100 00	2,384 42	- 4,357 51	0 00	- 1,973 09	0 00	0 00	- 1,973 09
27 Nov 02	SEDOL 2985877								
21 Dec 00		- 100 00	2 384 42	- 4,357 51	0 00	- 1,973 09	0 00	0 00	- 1,973 09
25 Nov 02	XILINX INC COM	- 1,300 00	31,889 70	- 55,826 55	0 00	- 23 958 85	0 00	0 00	- 23,958 85
28 Nov 02	SEDOL 2985877								
20 Dec 00		- 1,300 00	31,889 70	- 55,826 55	0 00	- 23,958 85	0 00	0 00	- 23,958 85
29 Nov 02	XILINX INC COM	- 100 00	2 511 77	- 4,284 35	0 00	- 1,782 58	0 00	0 00	- 1,782 58
4 Dec 02	SEDOL 2985877								
20 Dec 00		- 100 00	2,511 77	- 4,284 35	0 00	- 1 782 58	0 00	0 00	- 1,782 58
28 Nov 02	XILINX INC COM	- 100 00	2,408 38	- 4,284 35	0 00	- 1,885 89	0 00	0 00	- 1,885 89
2 Dec 02	SEDOL 2985877								
20 Dec 00		- 100 00	2,408 38	- 4,284 35	0 00	- 1,885 89	0 00	0 00	- 1,885 89

360

◆ Realized Gain/Loss Detail - Taxable

Trade Date Settle Date	Security Description Acquisition Date	Shares/Par	Proceeds	Cost	Realized gain/loss			Total	
					Short Term	Market Long Term	Translation	Short Term	Long Term
Sales									
Equities									
27 Nov 02	XILINX INC COM	- 200 00	4,877 53	- 8 588 70	0 00	- 3,711 17	0 00	0 00	- 3,711 17
3 Dec 02	SEDOL 2985677								
	20 Dec 00	200 00	4,877 53	- 8,588 70	0 00	- 3,711 17	0 00	0 00	- 3,711 17
22 Nov 02	XILINX INC COM	100 00	2,388 42	- 4,357 51	0 00	- 1,969 09	0 00	0 00	- 1,969 09
27 Nov 02	SEDOL 2985677								
	21 Dec 00	- 100 00	2,388 42	- 4,357 51	0 00	- 1,969 09	0 00	0 00	- 1,969 09
22 Nov 02	XILINX INC COM	- 2,600 00	61,762 17	- 112,939 55	0 00	- 51,177 38	0 00	0 00	- 51,177 38
27 Nov 02	SEDOL 2985677								
	20 Dec 00	100 00	2,375 47	- 4,294 35	0 00	- 1,918 88	0 00	0 00	- 1,918 88
	21 Dec 00	- 2,000 00	47,509 36	- 87,150 20	0 00	- 39,640 84	0 00	0 00	- 39,640 84
	2 Jan 01	500 00	11,877 34	- 21,495 00	0 00	- 9,617 66	0 00	0 00	- 9,617 66
Total United States			22,613,089 03	- 26,859,217 44	- 1,803,282 80	- 2,442,845 51	0 00	- 1,803,282 90	- 2,442,845 51

Convertible Equity

Japan

19 Feb 02	SANWA INTERNL FINA UNIT(1000 CV PRF SHS	- 12,000,000 00	33,489 21	- 115,703 52	0 00	- 61,298 93	- 20,915 48	0 00	- 82,214 31
22 Feb 02	SANWA)								
	SEDOL 5421768								
	18 Jul 00	- 6,000,000 00	16,744 60	- 58,005 82	0 00	- 30,579 27	- 10,681 95	0 00	- 41,261 22
	24 Jul 00	- 6,000,000 00	16,744 61	- 57,697 70	0 00	- 30,719 58	- 10,233 53	0 00	- 40,953 08
25 Feb 02	SANWA INTERNL FINA UNIT(1000 CV PRF SHS	- 6,000,000 00	16,944 08	- 57,099 43	0 00	- 29,709 37	- 10,445 98	0 00	- 40,155 35
28 Feb 02	SANWA)								
	SEDOL 5421769								
	27 Jul 00	- 3,000,000 00	8,472 04	- 28,550 51	0 00	- 14,868 15	- 5,210 32	0 00	- 20,078 47
	28 Jul 00	- 3,000,000 00	8,472 04	- 28,548 92	0 00	- 14,841 22	- 5,235 68	0 00	- 20,078 88
20 Feb 02	SANWA INTERNL FINA UNIT(1000 CV PRF SHS	- 12,000,000 00	32,789 34	- 118,011 65	0 00	- 61,149 87	- 22,072 44	0 00	- 83,222 31
25 Feb 02	SANWA)								
	SEDOL 5421769								
	19 Jul 00	- 12,000,000 00	32,789 34	- 116,011 65	0 00	- 61,149 87	- 22,072 44	0 00	- 83,222 31

◆ Realized Gain/Loss Detail - Taxable

Trade Date Security Description
 Settlement Date Acquisition Date
 Shares/Par Proceeds Cost Short Term Long Term Market Translation Short Term Long Term Total

Sales

Equities

21 Feb 02	SANWA INTERNL FINA UNIT(1000 CV PRF SHS	SEDOL 5421789	18,380 89	- 57,857 47	0 00	- 30,357 48	- 11,139 00	0 00	- 41,488 48
28 Feb 02	SANWA	SEDOL 5421789							
12 Jul 00			8,180 50	- 29,308 86	0 00	- 15,229 17	- 5,897 29	0 00	- 21,128 46
27 Jul 00			8,180 48	- 28,550 51	0 00	- 15,128 31	- 5,241 71	0 00	- 20,370 02
4 Mar 02	SANWA INTERNL FINA UNIT(1000 CV PRF SHS	SEDOL 5421789	18,570 51	- 57,143 80	0 00	- 28,458 20	- 11,117 09	0 00	- 40,573 29
13 Jul 00			8,285 26	- 28,666 30	0 00	- 14,850 83	- 5,530 11	0 00	- 20,381 04
14 Jul 00			8,285 25	- 28,477 50	0 00	- 14,605 27	- 5,586 88	0 00	- 20,182 25
18 Feb 02	SANWA INTERNL FINA UNIT(1000 CV PRF SHS	SEDOL 5421789	17,412 84	- 58,304 13	0 00	- 30,248 50	- 10,644 69	0 00	- 40,891 19
27 May 02	UFJ INTL FIN (BERMUDA) TR CONV DT 144A	SEDOL 2763970	25,034 05	- 42,825 02	0 00	- 16,582 55	- 1,308 42	0 00	0 00
30 May 02	SEDOL 2763970								
28 May 01			25,034 05	- 42,825 02	0 00	- 18,582 55	- 1,308 42	0 00	0 00
28 May 02	UFJ INTL FIN (BERMUDA) TR CONV DT 144A	SEDOL 2763970	18,884 38	- 34,340 01	0 00	- 14,378 83	- 1,088 72	0 00	0 00
31 May 02	SEDOL 2763970								
28 May 01			18,884 38	- 34,340 01	0 00	- 14,378 83	- 1,088 72	0 00	0 00
11 Mar 02	UFJ INTL FIN (BERMUDA) TR CONV DT 144A	SEDOL 2763970	24,888 71	- 42,825 02	0 00	- 15,887 13	- 2,369 18	0 00	0 00
14 Mar 02	SEDOL 2763970								
28 May 01			24,888 71	- 42,825 02	0 00	- 15,887 13	- 2,369 18	0 00	0 00
20 May 02	UFJ INTL FIN (BERMUDA) TR CONV DT 144A	SEDOL 2763970	18,538 88	- 34,340 01	0 00	- 14,483 15	- 1,310 00	0 00	0 00
23 May 02	SEDOL 2763970								
29 May 01			18,538 88	- 34,340 01	0 00	- 14,483 15	- 1,310 00	0 00	0 00
Total Japan									
			220,721 05	- 618,650 06		- 242,218 25	- 82,389 00		- 328,552 83

295

◆ Realized Gain/Loss Detail - Taxable

Trade Date Security Description
 Realized gain/loss
 Market Short Term Long Term Translation Short Term Long Term
 Shares/Par Proceeds Cost
 Total

Sales

Equities

Corporate Convertible Bonds

Japan

31 Oct 02 SEKISUI HOUSE 0.3% CNV BDS 31/07/03 Y(16) SEDOL 8780232 - 48,000,000 00 398,830 18 - 488,388 60 0 00 - 57,018 68 - 10,539 78 0 00 - 87,558 44

23 Apr 99 - 8,000,000 00 48,838 35 - 58,312 23 0 00 - 5,810 01 - 1,565 87 0 00 - 7,475 88
 26 Apr 89 - 3,000,000 00 24,418 17 - 28,289 02 0 00 - 2,881 68 - 888 18 0 00 - 3,880 85
 27 Apr 89 - 8,000,000 00 73,254 52 - 84,570 09 0 00 - 8,501 07 - 1,814 50 0 00 - 11,315 57
 28 Apr 88 - 7,000,000 00 58,875 74 - 68,808 18 0 00 - 7,842 20 - 1,888 22 0 00 - 8,830 42
 30 Apr 99 - 4,000,000 00 32,557 58 - 38,418 84 0 00 - 4,782 43 - 1,078 85 0 00 - 5,861 28
 6 May 89 - 14,000,000 00 113,951 47 - 134,211 17 0 00 - 18,048 72 - 2,212 88 0 00 - 20,258 70
 7 May 99 - 8,000,000 00 48,836 35 - 57,771 09 0 00 - 7,944 56 - 880 18 0 00 - 8,834 74

Total Japan 398,830 18 - 488,388 60 0 00 - 57,018 68 - 10,539 78 0 00 - 87,558 44

Rights/Warrants

Sweden

22 Aug 02 ERICSSON(LM)TEL SEK1 SER B (S/R) SEDOL 7408658 - 1,428 00 592 57 0 00 592 57 0 00 592 57 0 00

18 Oct 01 - 1,428 00 592 57 0 00 592 57 0 00 592 57 0 00

Total Sweden 592 57 0 00 592 57 0 00 592 57 0 00 592 57 0 00

Switzerland

27 Feb 02 SWISSCOM AG PMT 7/3/02(SWISSCOM)CHF580 SEDOL 7310348 - 2,231 00 10,258 78 0 00 1,333 24 8,923 52 0 00 1,333 24 8,923 52

5 Oct 88 - 1,941 00 8,923 52 0 00 0 00 8,923 52 0 00 0 00 8,923 52
 11 Jan 02 - 42 00 193 09 0 00 193 09 0 00 193 09 0 00 193 09 0 00
 14 Jan 02 - 55 00 252 88 0 00 252 88 0 00 252 88 0 00 252 88 0 00
 15 Jan 02 - 38 00 185 50 0 00 185 50 0 00 185 50 0 00 185 50 0 00
 16 Jan 02 - 63 00 289 64 0 00 289 64 0 00 289 64 0 00 289 64 0 00
 21 Jan 02 - 35 00 160 91 0 00 160 91 0 00 160 91 0 00 160 91 0 00

The Northern Trust Company

Generated by The Northern Trust Company from periodic data on 21 Jan 03

£ 95

◆ Realized Gain/Loss Detail - Taxable

Trade Date Settle Date	Security Description Acquisition Date	Shares/Par	Proceeds	Cost	Realized gain/loss			Total	
					Short Term	Market Long Term	Translation	Short Term	Long Term
Sales									
Equities									
	23 Jan 02	- 59 00	271 24	0 00	271 24	0 00	0 00	271 24	0 00
5 Mar 02	SWISSCOM AG P/WT 7/3/02(SWISSCOM)CHF580	- 1,472 00	7,781 12	0 00	4,667 62	3,113 50	0 00	4,667 62	3,113 50
8 Mar 02	SEDOL 7310348								
	5 Oct 88	- 117 00	618 47	0 00	0 00	618 47	0 00	0 00	618 47
	7 Oct 88	- 472 00	2,495 03	0 00	0 00	2,495 03	0 00	0 00	2,495 03
	13 Dec 01	- 170 00	898 63	0 00	898 63	0 00	0 00	898 63	0 00
	14 Dec 01	- 72 00	380 59	0 00	380 60	0 00	- 0 01	380 59	0 00
	17 Dec 01	- 105 00	555 04	0 00	555 04	0 00	0 00	555 04	0 00
	18 Dec 01	- 52 00	274 88	0 00	274 87	0 00	0 01	274 88	0 00
	7 Jan 02	- 43 00	227 30	0 00	227 30	0 00	0 00	227 30	0 00
	8 Jan 02	- 38 00	180 30	0 00	180 30	0 00	0 00	180 30	0 00
	9 Jan 02	- 39 00	208 15	0 00	208 16	0 00	- 0 01	208 15	0 00
	10 Jan 02	- 111 00	588 78	0 00	588 75	0 00	0 01	588 78	0 00
	25 Jan 02	- 41 00	218 73	0 00	218 73	0 00	0 00	218 73	0 00
	29 Jan 02	- 35 00	185 02	0 00	185 02	0 00	0 00	185 02	0 00
	30 Jan 02	- 37 00	185 59	0 00	185 58	0 00	0 01	185 59	0 00
	1 Feb 02	- 37 00	185 59	0 00	185 59	0 00	0 00	185 59	0 00
	5 Feb 02	- 35 00	185 01	0 00	185 02	0 00	- 0 01	185 01	0 00
	8 Feb 02	- 38 00	180 30	0 00	180 30	0 00	0 00	180 30	0 00
	20 Feb 02	- 34 00	179 73	0 00	179 73	0 00	0 00	179 73	0 00
Total Switzerland			18,037.88	0 00	6,000.88	12,037.02	0 00	6,000.88	12,037.02
United States									
21 Aug 02	ERICSSON L M TEL CO RT EXP 8/27/02	- 17,500 00	6,095 25	0 00	0 00	6,095 25	0 00	0 00	6,095 25
28 Aug 02	SEDOL 2878079								
	28 Jun 00	- 17,500 00	6,095 25	0 00	0 00	6,095 25	0 00	0 00	6,095 25
Total United States			6,095.25	0 00	0 00	6,095.25	0 00	0 00	6,095.25

Unit Trust Equity

United States

1 Aug 02	CQ EMERGING MKT EQTY FD COMMON STOCK	- 318,740 28	1,231,000 00	- 1,488,312 41	- 3,672 18	- 251,840 25	0 00	- 3,672 18	- 251,840 25
1 Aug 02	SEDOL 3580482								
	30 Jun 89	- 258,800 51	1,000,231 84	- 1,203,724 35	0 00	- 203,482 41	0 00	0 00	- 203,482 41

264
493

◆ Realized Gain/Loss Detail - Taxable

Trade Date Settle Date	Security Description Acquisition Date	Shares/Par	Proceeds	Cost	Realized gain/loss			Total	
					Short Term	Market Long Term	Transtation	Short Term	Long Term
Sales									
Equities									
30 Nov 00		- 818 43	2,380 85	- 2 875 59	0 00	- 494 84	0 00	0 00	- 494 84
28 Dec 00		- 50,267 88	183,531 33	- 237 284 38	0 00	- 43,733 05	0 00	0 00	- 43,733 05
31 Dec 00		- 2 497 88	8,618 82	- 11,789 90	0 00	- 2,173 08	0 00	0 00	- 2,173 08
31 May 01		- 2 183 95	8 408 20	- 10,155 27	0 00	- 1,747 07	0 00	0 00	- 1,747 07
31 May 02		- 4,371 83	16,830 76	- 20,502 82	- 3,872 18	0 00	0 00	- 3,872 18	0 00
13 Jul 01	CG EMERGING MKT EQTY FD COMMON STOCK	- 242,891 00	1 025,000 00	- 1,588 685 21	- 3,303 75	560 381 48	0 00	- 3 303 75	- 560,381 48
18 Jul 01	SEDOL 3580482								
1 Dec 99		- 51,154 82	215 873 33	- 303,348 07	0 00	- 87,474 74	0 00	0 00	- 87,474 74
16 May 00		- 1 023 20	4,317 80	- 8,609 81	0 00	- 2,292 01	0 00	0 00	- 2,292 01
31 May 00		- 1 291 85	5,450 77	- 8,214 81	0 00	- 2,784 14	0 00	0 00	- 2,784 14
30 Jun 00		- 187,891 80	782,903 38	- 1,280,753 85	0 00	- 487,850 57	0 00	0 00	- 487 850 57
31 Aug 00		- 1,529 53	6,454 82	- 8,758 37	- 3,303 75	0 00	0 00	- 3,303 75	0 00
28 Sep 01	CG EMERGING MKT EQTY FD COMMON STOCK	- 248 961 42	839,000 00	- 1,460,692 28	- 68,891 89	- 552,700 27	0 00	- 68,891 89	- 552,700 27
1 Oct 01	SEDOL 3580482								
16 Nov 89		- 230 75	777 81	- 1,347 58	0 00	- 589 85	0 00	0 00	- 589 85
1 Dec 99		- 215 875 80	728,827 79	- 1,278,958 11	0 00	- 552,130 32	0 00	0 00	- 552 130 32
30 Sep 00		- 2,188 42	7 401 93	- 12 517 10	- 5,115 17	0 00	0 00	- 5 115 17	0 00
1 Feb 01		- 30,858 38	103,892 87	- 187,889 48	- 83 878 82	0 00	0 00	- 83,878 82	0 00
1 Jul 02	CG EMERGING MKT EQTY FD COMMON STOCK	- 102 352 84	435,000 00	- 483,885 21	- 3,270 02	- 45,615 19	0 00	- 3 270 02	- 45,615 19
1 Jul 02	SEDOL 3580482								
28 Dec 00		- 87,053 80	412,477 82	- 458,083 01	0 00	- 45,615 19	0 00	0 00	- 45,615 19
15 Mar 02		- 1,151 38	4,893 28	- 5,491 89	- 598 71	0 00	0 00	- 598 71	0 00
28 Mar 02		- 1,389 58	5,848 11	- 8,915 84	- 867 73	0 00	0 00	867 73	0 00
15 Apr 02		- 1,814 84	7,713 49	- 8,947 85	- 1,234 18	0 00	0 00	- 1,234 18	0 00
30 Apr 02		833 48	3,867 30	- 4 538 72	- 569 42	0 00	0 00	- 569 42	0 00
13 Jul 01	CG EMERGING MKT EQTY FD COMMON STOCK	242,891 00	- 1 025 000 00	1,588,685 21	3,303 75	560,381 48	0 00	3,303 75	560,381 48
18 Jul 01	SEDOL 3580482								
1 Dec 99		51 154 82	- 215 873 33	303 348 07	0 00	87,474 74	0 00	0 00	87,474 74
16 May 00		1 023 20	- 4,317 80	8,609 81	0 00	2,292 01	0 00	0 00	2,292 01
31 May 00		1 291 85	- 5 450 77	8,214 81	0 00	2,784 14	0 00	0 00	2,784 14
30 Jun 00		187 891 80	- 782,903 38	1 280 753 85	0 00	487,850 57	0 00	0 00	487 850 57
31 Aug 00		1,529 53	- 6 454 82	9,758 37	3,303 75	0 00	0 00	3,303 75	0 00
30 Nov 01	CG EMERGING MKT EQTY FD COMMON STOCK	119,852 84	- 489,000 00	652 000 03	183,000 03	0 00	0 00	183,000 03	0 00
3 Dec 01	SEDOL 3560482								
1 Feb 01		119,852 84	- 489,000 00	652,000 03	183 000 03	0 00	0 00	183,000 03	0 00

365

◆ Realized Gain/Loss Detail - Taxable

Trade Date Settle Date	Security Description Acquisition Date	Shares/Par	Proceeds	Cost	Realized gain/loss			Total	
					Short Term	Market Long Term	Transtation	Short Term	Long Term
Sales									
Equities									
15 Jan 02	CG EMERGING MKT EQTY FD COMMON STOCK	- 108,295 98	483,000 00	- 538,751 49	- 35,854 84	- 20,786 85	0 00	- 35,854 84	- 20,786 85
15 Jan 02	SEDOL 3580462								
15 Sep 89		- 828 47	3,894 88	- 4,457 15	0 00	- 762 19	0 00	0 00	- 762 19
30 Sep 89		- 1,515 19	6,757 74	- 7,894 09	0 00	- 1,136 35	0 00	0 00	- 1,136 35
15 Oct 89		- 448 63	1,991 88	- 2,309 11	0 00	- 317 12	0 00	0 00	- 317 12
2 Nov 89		- 628 68	2,794 90	- 3,358 84	0 00	- 564 04	0 00	0 00	- 564 04
13 Oct 00		- 274 54	1,224 48	- 1,419 39	0 00	- 194 93	0 00	0 00	- 194 93
28 Oct 00		- 437 08	1,848 38	- 2,284 08	0 00	- 314 72	0 00	0 00	- 314 72
31 Oct 00		- 125 75	580 84	- 681 42	0 00	- 100 58	0 00	0 00	- 100 58
15 Nov 00		- 330 30	1,473 14	- 1,740 81	0 00	- 267 47	0 00	0 00	- 267 47
18 Dec 00		- 895 23	3,892 74	- 4,350 83	0 00	- 358 09	0 00	0 00	- 358 09
28 Dec 00		- 64,542 93	287,881 45	- 304,642 81	0 00	- 16,781 18	0 00	0 00	- 16,781 18
18 Jan 01		- 3,070 71	13,685 38	- 15,589 25	- 1,803 87	0 00	0 00	- 1,803 87	0 00
31 Jan 01		- 814 14	4,077 05	- 4,872 83	- 895 78	0 00	0 00	- 895 78	0 00
1 Feb 01		- 33,112 22	147,880 50	- 180,130 48	- 32,448 98	0 00	0 00	- 32,448 98	0 00
15 Feb 01		- 547 88	2,442 88	- 2,802 89	- 460 03	0 00	0 00	- 460 03	0 00
28 Feb 01		- 628 44	2,802 83	- 3,048 01	- 245 18	0 00	0 00	- 245 18	0 00
28 Sep 01	CG EMERGING MKT EQTY FD COMMON STOCK	248,981 42	- 839,000 00	1,460,692 28	68,891 89	552,700 27	0 00	68,891 89	552,700 27
1 Oct 01	SEDOL 3580482								
18 Nov 89		230 75	- 777 61	1,347 58	0 00	588 85	0 00	0 00	588 85
1 Dec 89		215,875 80	- 726,827 79	1,278,858 11	0 00	552,130 32	0 00	0 00	552,130 32
30 Sep 00		2,198 42	- 7,401 83	12,517 10	5,115 17	0 00	0 00	5,115 17	0 00
1 Feb 01		30,858 38	- 103,992 87	187,869 49	63,878 82	0 00	0 00	63,878 82	0 00
30 Nov 01	CG EMERGING MKT EQTY FD COMMON STOCK	- 119,852 84	489,000 00	- 652,000 03	- 163,000 03	0 00	0 00	- 163,000 03	0 00
3 Dec 01	SEDOL 3580482								
1 Feb 01		- 119,852 84	489,000 00	- 652,000 03	- 163,000 03	0 00	0 00	- 163,000 03	0 00
Total United States			2,149,000 00	- 2,509,949 11	- 42,897 02	- 318,052 09	0.00	- 42,897 02	- 318,052 09
Total S/T transtation gain/loss for Equities							72,104 57		
Total LT transtation gain/loss for Equities							- 615,014 47		

366

◆ Realized Gain/Loss Detail - Taxable

Trade Date Settle Date	Security Description Acquisition Date	Shares/Par	Proceeds	Cost	Realized gain/loss			Total			
					Short Term	Market Long Term	Translation	Short Term	Long Term		
<i>Sales</i>											
Equities											
Total realized gains for Equities						1,469,775 30	7,185,991 24	597,010 10	1,565,311 84	7,073,642 37	
Total realized losses for Equities						- 4,240,002 84	- 14,380,318 60	- 1,039,820 00	- 4,253,434 81	- 14,782,882 20	
Total Equities					47,913,346 20	- 58,300,808 80	- 2,770,227 34	- 7,174,325 38	- 442,909 90	- 2,898,122 77	- 7,889,339 83
Total Sales					47,913,346 20	- 58,300,808 80	- 2,770,227 34	- 7,174,325 38	- 442,909 90	- 2,898,122 77	- 7,889,339 83

◆ Realized Gain/Loss Detail - Taxable

Trade Date Settle Date	Security Description Acquisition Date	Shares/Par	Proceeds	Cost	Realized gain/loss			Total	
					Short Term	Market Long Term	Translation	Short Term	Long Term
Capital Changes									
Equities									
Common Stock									
Australia									
24 Jul 01	BHP BILLITON LTD	0 40	- 3 78	8 85	0 00	3 09	0 00	0 00	3 09
24 Jul 01	SEDOL 2144337								
15 Dec 97		0 40	- 3 78	8 85	0 00	3 09	0 00	0 00	3 09
13 Jul 01		0 00	0 00	0 00	0 00	0 00	0 00	0 00	0 00
24 Jul 01	BHP BILLITON LTD	- 0 40	3 78	- 8 85	0 00	- 3 09	0 00	0 00	- 3 09
24 Jul 01	SEDOL 2144337								
15 Dec 97		- 0 40	3 78	- 8 85	0 00	- 3 09	0 00	0 00	- 3 09
13 Jul 01		0 00	0 00	0 00	0 00	0 00	0 00	0 00	0 00
24 Jul 01	BHP BILLITON LTD	0 40	- 3 78	8 85	0 00	3 09	0 00	0 00	3 09
24 Jul 01	SEDOL 2144337								
15 Dec 97		0 40	- 3 78	8 85	0 00	3 09	0 00	0 00	3 09
13 Jul 01		0 00	0 00	0 00	0 00	0 00	0 00	0 00	0 00
24 Jul 01	BHP BILLITON LTD	- 0 40	3 78	- 3 32	0 00	0 44	0 00	0 00	0 44
24 Jul 01	SEDOL 2144337								
15 Dec 97		- 0 40	3 78	- 3 32	0 00	0 44	0 00	0 00	0 44
13 Jul 01		0 00	0 00	0 00	0 00	0 00	0 00	0 00	0 00
Total Australia			0 00	3 53	0 00	3 53	0 00	0 00	3 53
France									
18 Jul 02	AIR LIQUIDE(L') EUR11	- 0 50	77 65	- 73 83	- 8 04	0 00	12 08	4 02	0 00
18 Jul 02	SEDOL 4011408								
4 Mar 02		0 00	0 00	0 00	0 00	0 00	0 00	0 00	0 00
4 Mar 02		- 0 50	77 65	- 73 83	- 8 04	0 00	12 08	4 02	0 00
4 Mar 02		0 00	0 00	0 00	0 00	0 00	0 00	0 00	0 00
4 Mar 02		0 00	0 00	0 00	0 00	0 00	0 00	0 00	0 00
4 Mar 02		0 00	0 00	0 00	0 00	0 00	0 00	0 00	0 00
4 Mar 02		0 00	0 00	0 00	0 00	0 00	0 00	0 00	0 00
5 Mar 02		0 00	0 00	0 00	0 00	0 00	0 00	0 00	0 00
5 Mar 02		0 00	0 00	0 00	0 00	0 00	0 00	0 00	0 00
5 Mar 02		0 00	0 00	0 00	0 00	0 00	0 00	0 00	0 00
5 Mar 02		0 00	0 00	0 00	0 00	0 00	0 00	0 00	0 00

368

◆ Realized Gain/Loss Detail - Taxable

Trade Date Security Description Shares/Par Proceeds Cost Short Term Long Term Market Realized gain/loss Total

Settle Date Acquisition Date Short Term Long Term

Capital Changes

Equities

Trade Date	Security Description	Shares/Par	Proceeds	Cost	Short Term	Long Term	Market	Realized gain/loss	Total
5 Mar 02			0 00	0 00	0 00	0 00	0 00	0 00	0 00
6 Mar 02			0 00	0 00	0 00	0 00	0 00	0 00	0 00
6 Mar 02			0 00	0 00	0 00	0 00	0 00	0 00	0 00
6 Mar 02			0 00	0 00	0 00	0 00	0 00	0 00	0 00
6 Mar 02			0 00	0 00	0 00	0 00	0 00	0 00	0 00
6 Mar 02			0 00	0 00	0 00	0 00	0 00	0 00	0 00
7 Mar 02			0 00	0 00	0 00	0 00	0 00	0 00	0 00
7 Mar 02			0 00	0 00	0 00	0 00	0 00	0 00	0 00
7 Mar 02			0 00	0 00	0 00	0 00	0 00	0 00	0 00
7 Mar 02			0 00	0 00	0 00	0 00	0 00	0 00	0 00
7 Mar 02			0 00	0 00	0 00	0 00	0 00	0 00	0 00
7 Mar 02			0 00	0 00	0 00	0 00	0 00	0 00	0 00
7 Mar 02			0 00	0 00	0 00	0 00	0 00	0 00	0 00
7 Mar 02			0 00	0 00	0 00	0 00	0 00	0 00	0 00
7 Mar 02			0 00	0 00	0 00	0 00	0 00	0 00	0 00
6 Mar 02			0 00	0 00	0 00	0 00	0 00	0 00	0 00
6 Mar 02			0 00	0 00	0 00	0 00	0 00	0 00	0 00
6 Mar 02			0 00	0 00	0 00	0 00	0 00	0 00	0 00
6 Mar 02			0 00	0 00	0 00	0 00	0 00	0 00	0 00
6 Mar 02			0 00	0 00	0 00	0 00	0 00	0 00	0 00
6 Mar 02			0 00	0 00	0 00	0 00	0 00	0 00	0 00
6 Mar 02			0 00	0 00	0 00	0 00	0 00	0 00	0 00
6 Mar 02			0 00	0 00	0 00	0 00	0 00	0 00	0 00
6 Mar 02			0 00	0 00	0 00	0 00	0 00	0 00	0 00
6 Mar 02			0 00	0 00	0 00	0 00	0 00	0 00	0 00
6 Mar 02			0 00	0 00	0 00	0 00	0 00	0 00	0 00
6 Mar 02			0 00	0 00	0 00	0 00	0 00	0 00	0 00
6 Mar 02			0 00	0 00	0 00	0 00	0 00	0 00	0 00
8 Mar 02			0 00	0 00	0 00	0 00	0 00	0 00	0 00
8 Mar 02			0 00	0 00	0 00	0 00	0 00	0 00	0 00
8 Mar 02			0 00	0 00	0 00	0 00	0 00	0 00	0 00
8 Mar 02			0 00	0 00	0 00	0 00	0 00	0 00	0 00
8 Mar 02			0 00	0 00	0 00	0 00	0 00	0 00	0 00
8 Mar 02			0 00	0 00	0 00	0 00	0 00	0 00	0 00
8 Mar 02			0 00	0 00	0 00	0 00	0 00	0 00	0 00
8 Mar 02			0 00	0 00	0 00	0 00	0 00	0 00	0 00
8 Mar 02			0 00	0 00	0 00	0 00	0 00	0 00	0 00
8 Mar 02			0 00	0 00	0 00	0 00	0 00	0 00	0 00
8 Mar 02			0 00	0 00	0 00	0 00	0 00	0 00	0 00
8 Mar 02			0 00	0 00	0 00	0 00	0 00	0 00	0 00
8 Mar 02			0 00	0 00	0 00	0 00	0 00	0 00	0 00
5 Mar 02			0 00	0 00	0 00	0 00	0 00	0 00	0 00

Spain

Trade Date	Security Description	Shares/Par	Proceeds	Cost	Short Term	Long Term	Market	Realized gain/loss	Total
18 Mar 02	ADR TELEFONICA S A SPONSORED SEDOL 2881098		- 0 28	8 27	- 17 00	0 00	- 7 73	0 00	- 7 73
5 Jun 00			- 0 28	9 27	- 17 00	0 00	- 7 73	0 00	- 7 73
2 Jan 01			0 00	0 00	0 00	0 00	0 00	0 00	0 00
1 Mar 01			0 00	0 00	0 00	0 00	0 00	0 00	0 00
22 Jan 02			0 00	0 00	0 00	0 00	0 00	0 00	0 00
19 Mar 02			0 00	0 00	0 00	0 00	0 00	0 00	0 00
10 May 02	ADR TELEFONICA S A SPONSORED SEDOL 2881098		- 0 42	12 72	- 27 45	0 00	- 14 73	0 00	- 14 73
5 Jun 00			- 0 42	12 72	- 27 45	0 00	- 14 73	0 00	- 14 73
2 Jan 01			0 00	0 00	0 00	0 00	0 00	0 00	0 00
1 Mar 01			0 00	0 00	0 00	0 00	0 00	0 00	0 00
22 Jan 02			0 00	0 00	0 00	0 00	0 00	0 00	0 00
19 Mar 02			0 00	0 00	0 00	0 00	0 00	0 00	0 00
Total Spain			21 89	- 44 45	0 00	- 22 48	0 00	0 00	- 22 48



◆ Realized Gain/Loss Detail - Taxable

Trade Date	Security Description	Shares/Par	Proceeds	Cost	Realized gain/loss			Total	
					Short Term	Market Long Term	Translation	Short Term	Long Term
Settle Date	Acquisition Date								

Capital Changes

Equities

United States

29 Aug 02	CABLEVISION NY GROUP CL A COM	- 0 17	1 01	- 12 05	0 00	- 11 04	0 00	0 00	- 11 04
29 Aug 02	SEDOL 2182243								
29 Sep 00		0 00	0 00	0 00	0 00	0 00	0 00	0 00	0 00
29 Sep 00		0 00	0 00	0 00	0 00	0 00	0 00	0 00	0 00
29 Sep 00		0 00	0 00	0 00	0 00	0 00	0 00	0 00	0 00
29 Sep 00		0 00	0 00	0 00	0 00	0 00	0 00	0 00	0 00
2 Oct 00		0 00	0 00	0 00	0 00	0 00	0 00	0 00	0 00
2 Oct 00		0 00	0 00	0 00	0 00	0 00	0 00	0 00	0 00
3 Oct 00		0 00	0 00	0 00	0 00	0 00	0 00	0 00	0 00
3 Oct 00		0 00	0 00	0 00	0 00	0 00	0 00	0 00	0 00
3 Oct 00		0 00	0 00	0 00	0 00	0 00	0 00	0 00	0 00
3 Oct 00		0 00	0 00	0 00	0 00	0 00	0 00	0 00	0 00
8 Oct 00		0 00	0 00	0 00	0 00	0 00	0 00	0 00	0 00
8 Oct 00		0 00	0 00	0 00	0 00	0 00	0 00	0 00	0 00
8 Oct 00		0 00	0 00	0 00	0 00	0 00	0 00	0 00	0 00
8 Oct 00		0 00	0 00	0 00	0 00	0 00	0 00	0 00	0 00
10 Oct 00		0 00	0 00	0 00	0 00	0 00	0 00	0 00	0 00
10 Oct 00		0 00	0 00	0 00	0 00	0 00	0 00	0 00	0 00
10 Oct 00		0 00	0 00	0 00	0 00	0 00	0 00	0 00	0 00
10 Oct 00		0 00	0 00	0 00	0 00	0 00	0 00	0 00	0 00
11 Oct 00		0 00	0 00	0 00	0 00	0 00	0 00	0 00	0 00
11 Oct 00		0 00	0 00	0 00	0 00	0 00	0 00	0 00	0 00
12 Oct 00		0 00	0 00	0 00	0 00	0 00	0 00	0 00	0 00
12 Oct 00		0 00	0 00	0 00	0 00	0 00	0 00	0 00	0 00
13 Oct 00		0 00	0 00	0 00	0 00	0 00	0 00	0 00	0 00
13 Oct 00		0 00	0 00	0 00	0 00	0 00	0 00	0 00	0 00
18 Oct 00		0 00	0 00	0 00	0 00	0 00	0 00	0 00	0 00
18 Oct 00		0 00	0 00	0 00	0 00	0 00	0 00	0 00	0 00
17 Oct 00		0 00	0 00	0 00	0 00	0 00	0 00	0 00	0 00
17 Oct 00		0 00	0 00	0 00	0 00	0 00	0 00	0 00	0 00
17 Oct 00		0 00	0 00	0 00	0 00	0 00	0 00	0 00	0 00
17 Oct 00		0 00	0 00	0 00	0 00	0 00	0 00	0 00	0 00
18 Oct 00		0 00	0 00	0 00	0 00	0 00	0 00	0 00	0 00
18 Oct 00		0 00	0 00	0 00	0 00	0 00	0 00	0 00	0 00
18 Oct 00		0 00	0 00	0 00	0 00	0 00	0 00	0 00	0 00
18 Oct 00		0 00	0 00	0 00	0 00	0 00	0 00	0 00	0 00
31 Oct 00		0 00	0 00	0 00	0 00	0 00	0 00	0 00	0 00
31 Oct 00		0 00	0 00	0 00	0 00	0 00	0 00	0 00	0 00
15 Nov 00		0 00	0 00	0 00	0 00	0 00	0 00	0 00	0 00
15 Nov 00		0 00	0 00	0 00	0 00	0 00	0 00	0 00	0 00
2 Feb 01		- 0 17	1 01	- 12 05	0 00	- 11 04	0 00	0 00	- 11 04
2 Feb 01		0 00	0 00	0 00	0 00	0 00	0 00	0 00	0 00

370

◆ Realized Gain/Loss Detail - Taxable

Trade Date Settle Date	Security Description Acquisition Date	Shares/Par	Proceeds	Cost	Realized gain/loss			Total	
					Short Term	Market Long Term	Translation	Short Term	Long Term
Capital Changes									
Equities									
30 Mar 01		0 00	0 00	0 00	0 00	0 00	0 00	0 00	0 00
30 Mar 01		0 00	0 00	0 00	0 00	0 00	0 00	0 00	0 00
3 Apr 01		0 00	0 00	0 00	0 00	0 00	0 00	0 00	0 00
4 Apr 01		0 00	0 00	0 00	0 00	0 00	0 00	0 00	0 00
4 Apr 01		0 00	0 00	0 00	0 00	0 00	0 00	0 00	0 00
4 Apr 01		0 00	0 00	0 00	0 00	0 00	0 00	0 00	0 00
5 Apr 01		0 00	0 00	0 00	0 00	0 00	0 00	0 00	0 00
5 Apr 01		0 00	0 00	0 00	0 00	0 00	0 00	0 00	0 00
5 Apr 01		0 00	0 00	0 00	0 00	0 00	0 00	0 00	0 00
5 Apr 01		0 00	0 00	0 00	0 00	0 00	0 00	0 00	0 00
8 Apr 01		0 00	0 00	0 00	0 00	0 00	0 00	0 00	0 00
8 Apr 01		0 00	0 00	0 00	0 00	0 00	0 00	0 00	0 00
9 Apr 01		0 00	0 00	0 00	0 00	0 00	0 00	0 00	0 00
11 Oct 01		0 00	0 00	0 00	0 00	0 00	0 00	0 00	0 00
15 Oct 01		0 00	0 00	0 00	0 00	0 00	0 00	0 00	0 00
22 Oct 01		0 00	0 00	0 00	0 00	0 00	0 00	0 00	0 00
23 Oct 01		0 00	0 00	0 00	0 00	0 00	0 00	0 00	0 00
24 Oct 01		0 00	0 00	0 00	0 00	0 00	0 00	0 00	0 00
25 Oct 01		0 00	0 00	0 00	0 00	0 00	0 00	0 00	0 00
28 Oct 01		0 00	0 00	0 00	0 00	0 00	0 00	0 00	0 00
29 Oct 01		0 00	0 00	0 00	0 00	0 00	0 00	0 00	0 00
30 Oct 01		0 00	0 00	0 00	0 00	0 00	0 00	0 00	0 00
8 Dec 02	COMCAST CORP NEW CL A	- 0 95	22 83	- 21 38	1 47	0 00	0 00	1 47	0 00
8 Dec 02	SEDOL 2044545								
17 Jun 02		0 00	0 00	0 00	0 00	0 00	0 00	0 00	0 00
18 Jun 02		0 00	0 00	0 00	0 00	0 00	0 00	0 00	0 00
19 Jun 02		0 00	0 00	0 00	0 00	0 00	0 00	0 00	0 00
20 Jun 02		0 00	0 00	0 00	0 00	0 00	0 00	0 00	0 00
21 Jun 02		0 00	0 00	0 00	0 00	0 00	0 00	0 00	0 00
9 Sep 02		- 0 85	22 83	- 21 38	1 47	0 00	0 00	1 47	0 00
11 Sep 02	TRAVELERS PPTY CAS CORP NEW CL A	- 0 77	12 01	- 11 15	0 86	0 00	0 00	0 86	0 00
11 Sep 02	SEDOL 2855264								
18 Sep 98		0 00	0 00	0 00	0 00	0 00	0 00	0 00	0 00
7 Mar 00		0 00	0 00	0 00	0 00	0 00	0 00	0 00	0 00
1 Aug 02		- 0 77	12 01	- 11 15	0 86	0 00	0 00	0 86	0 00
2 Aug 02		0 00	0 00	0 00	0 00	0 00	0 00	0 00	0 00
5 Aug 02		0 00	0 00	0 00	0 00	0 00	0 00	0 00	0 00
11 Sep 02	TRAVELERS PPTY CAS CORP NEW CL B	- 0 08	1 02	- 0 93	0 08	0 00	0 00	0 08	0 00
11 Sep 02	SEDOL 2875185								
18 Sep 98		0 00	0 00	0 00	0 00	0 00	0 00	0 00	0 00

◆ Realized Gain/Loss Detail - Taxable

Trade Date Settle Date	Security Description Acquisition Date	Shares/Par	Proceeds	Cost	Realized gain/loss			Total	
					Short Term	Market Long Term	Translation	Short Term	Long Term
Capital Changes									
Equities									
7 Mar 00		0 00	0 00	0 00	0 00	0 00	0 00	0 00	0 00
1 Aug 02		- 0 06	1 02	- 0 83	0 09	0 00	0 00	0 09	0 00
2 Aug 02		0 00	0 00	0 00	0 00	0 00	0 00	0 00	0 00
5 Aug 02		0 00	0 00	0 00	0 00	0 00	0 00	0 00	0 00
Total United States			36 87	- 45 48	2.42	- 11 04	0 00	2 42	- 11 04

Preferred Stock

United Kingdom

28 Mar 02	MARKS & SPENCER GP RED'B'70P(ASSD	- 51,500 00	51,273 68	- 28,919 42	21,083 19	0 00	271 05	21,354 24	0 00
28 Mar 02	REDEMPTION)								
	SEDOL 3129076								
12 Apr 01		- 23,500 00	23 396 72	- 13,958 54	8,552 15	0 00	- 113 87	9,438 18	0 00
8 Jun 01		- 28,000 00	27,876 84	- 15,980 88	11,531 04	0 00	385 02	11,916 06	0 00
Total United Kingdom			51,273 68	- 28,919 42	21,083 19	0.00	271 05	21,354.24	0 00

Rights/Warrants

Spain

11 Apr 02	TELEFONICA SA EUR1(B/R 05/04/2002)	- 1 00	0 21	0 00	0 00	0 21	0 00	0 00	0 21
11 Apr 02	SEDOL 7325234								
18 Feb 00		0 00	0 00	0 00	0 00	0 00	0 00	0 00	0 00
18 Feb 00		0 00	0 00	0 00	0 00	0 00	0 00	0 00	0 00
18 Feb 00		0 00	0 00	0 00	0 00	0 00	0 00	0 00	0 00
18 Feb 00		0 00	0 00	0 00	0 00	0 00	0 00	0 00	0 00
18 Feb 00		0 00	0 00	0 00	0 00	0 00	0 00	0 00	0 00
18 Feb 00		0 00	0 00	0 00	0 00	0 00	0 00	0 00	0 00
18 Feb 00		0 00	0 00	0 00	0 00	0 00	0 00	0 00	0 00
18 Feb 00		0 00	0 00	0 00	0 00	0 00	0 00	0 00	0 00
18 Feb 00		0 00	0 00	0 00	0 00	0 00	0 00	0 00	0 00
18 Feb 00		0 00	0 00	0 00	0 00	0 00	0 00	0 00	0 00
17 Feb 00		- 0 84	0 20	0 00	0 00	0 20	0 00	0 00	0 20
17 Feb 00		0 00	0 00	0 00	0 00	0 00	0 00	0 00	0 00
17 Feb 00		0 00	0 00	0 00	0 00	0 00	0 00	0 00	0 00
17 Feb 00		0 00	0 00	0 00	0 00	0 00	0 00	0 00	0 00
17 Feb 00		0 00	0 00	0 00	0 00	0 00	0 00	0 00	0 00
17 Feb 00		0 00	0 00	0 00	0 00	0 00	0 00	0 00	0 00
17 Feb 00		0 00	0 00	0 00	0 00	0 00	0 00	0 00	0 00
17 Feb 00		- 0 08	0 01	0 00	0 00	0 01	0 00	0 00	0 01

372

◆ Realized Gain/Loss Detail - Taxable

Trade Date Settle Date	Security Description Acquisition Date	Shares/Par	Proceeds	Cost	Realized gain/loss			Total	
					Short Term	Market Long Term	Translation	Short Term	Long Term
Capital Changes									
Equities									
17 Feb 00		0 00	0 00	0 00	0 00	0 00	0 00	0 00	0 00
9 May 00		0 00	0 00	0 00	0 00	0 00	0 00	0 00	0 00
9 May 00		0 00	0 00	0 00	0 00	0 00	0 00	0 00	0 00
9 May 00		0 00	0 00	0 00	0 00	0 00	0 00	0 00	0 00
9 May 00		0 00	0 00	0 00	0 00	0 00	0 00	0 00	0 00
9 May 00		0 00	0 00	0 00	0 00	0 00	0 00	0 00	0 00
9 May 00		0 00	0 00	0 00	0 00	0 00	0 00	0 00	0 00
9 May 00		0 00	0 00	0 00	0 00	0 00	0 00	0 00	0 00
13 Feb 02	TELEFONICA SA NEW EUR1(B/R 08/02/02)	- 27 00	6 04	0 00	0 00	6 04	0 00	0 00	6 04
13 Feb 02	SEDOL: 7289330								
18 Feb 00		0 00	0 00	0 00	0 00	0 00	0 00	0 00	0 00
18 Feb 00		0 00	0 00	0 00	0 00	0 00	0 00	0 00	0 00
18 Feb 00		- 27 00	6 04	0 00	0 00	6 04	0 00	0 00	6 04
18 Feb 00		0 00	0 00	0 00	0 00	0 00	0 00	0 00	0 00
17 Feb 00		0 00	0 00	0 00	0 00	0 00	0 00	0 00	0 00
17 Feb 00		0 00	0 00	0 00	0 00	0 00	0 00	0 00	0 00
17 Feb 00		0 00	0 00	0 00	0 00	0 00	0 00	0 00	0 00
17 Feb 00		0 00	0 00	0 00	0 00	0 00	0 00	0 00	0 00
9 May 00		0 00	0 00	0 00	0 00	0 00	0 00	0 00	0 00
9 May 00		0 00	0 00	0 00	0 00	0 00	0 00	0 00	0 00
9 May 00		0 00	0 00	0 00	0 00	0 00	0 00	0 00	0 00
9 May 00		0 00	0 00	0 00	0 00	0 00	0 00	0 00	0 00
Total Spain			6.25	0 00	0 00	6 25	0 00	0 00	6.25
Total S/T translation gain/loss for Equities							283 11		
Total L/T translation gain/loss for Equities							0 00		
Total realized gains for Equities					21,077 57	12 87	397 08	21,360 68	12 87
Total realized losses for Equities					0 00	- 38 59	- 113.97	0 00	- 38.59
Total Equities			51,418 42	- 30,079 48	21,077 57	- 23 72	283 11	21,360 68	- 23 72
Total Capital Changes			51,418 42	- 30,079 48	21,077.57	- 23 72	283 11	21,360 68	- 23.72

Realized Gain/Loss Detail - Taxable

Realized gain/loss _____
 Market _____
 Short Term _____
 Long Term _____
 Total _____

Foreign Exchange

Foreign exchange
 Australian dollar sales

Trade Date	Security Description	Shares/Par	Proceeds	Cost	Short Term	Market	Realized gain/loss
7 Aug 02	Foreign exchange	AUD	0.00	- 83,002.31	63,332.41	0.00	0.00
12 Aug 02	Foreign exchange	AUD	0.00	0.00	330.10	330.10	0.00
5 Aug 02	Foreign exchange	AUD	0.00	- 438,588.48	438,589.49	0.00	0.00
7 Aug 02	Foreign exchange	AUD	0.00	0.00	0.00	0.00	0.00
25 Sep 02	Foreign exchange	AUD	0.00	- 89,847.61	100,141.08	0.00	283.47
8 Dec 02	Foreign exchange	AUD	0.00	- 41,328.58	41,250.12	0.00	- 78.44
14 Mar 02	Foreign exchange	AUD	0.00	- 48,318.52	48,278.12	0.00	- 41.40
18 Mar 02	Foreign exchange	AUD	0.00	0.00	0.00	0.00	0.00
12 Sep 02	Foreign exchange	AUD	0.00	- 23,385.91	23,540.89	0.00	145.08
17 Sep 02	Foreign exchange	AUD	0.00	0.00	0.00	0.00	0.00
11 Mar 02	Foreign exchange	AUD	0.00	- 117,078.05	117,408.70	0.00	328.65
14 Mar 02	Foreign exchange	AUD	0.00	0.00	0.00	0.00	0.00
19 Mar 02	Foreign exchange	AUD	0.00	- 34,874.21	34,874.21	0.00	0.00
21 Mar 02	Foreign exchange	AUD	0.00	0.00	0.00	0.00	0.00
1 Aug 02	Foreign exchange	AUD	0.00	- 82,251.45	84,178.83	0.00	1,827.38
7 Aug 02	Foreign exchange	AUD	0.00	0.00	0.00	0.00	0.00
1 Jul 02	Foreign exchange	AUD	0.00	- 428,131.58	428,131.58	0.00	0.00

374

◆ **Realized Gain/Loss Detail - Taxable**

Trade Date Security Description
 Settle Date Acquisition Date
 Shares/Par
 Proceeds
 Cost
 Short Term
 Long Term
 Market
 Realized gain/loss
 Short Term
 Long Term
 Total

Foreign Exchange

Foreign exchange

7 Aug 02	Foreign exchange	AUD	0 00	- 23,918 32	23 918 32	0 00	0 00	0 00	0 00
9 Aug 02	Foreign exchange	AUD	0 00	0 00	0 00	0 00	0 00	0 00	0 00
12 Feb 02	Foreign exchange	AUD	0 00	- 29,422 90	29 058 68	0 00	0 00	- 364 24	0 00
12 Jul 02	Foreign exchange	AUD	0 00	- 55,378 65	55,378 65	0 00	0 00	0 00	0 00
16 Jul 02	Foreign exchange	AUD	0 00	- 82,807 38	82,807 38	0 00	0 00	0 00	0 00
11 Feb 02	Foreign exchange	AUD	0 00	- 91,145 88	91,747 85	0 00	0 00	601 97	0 00
11 Oct 02	Foreign exchange	AUD	0 00	- 41,195 28	41,195 28	0 00	0 00	0 00	0 00
15 Oct 02	Foreign exchange	AUD	0 00	- 199,683 63	197,276 85	0 00	0 00	593 22	0 00
8 Oct 02	Foreign exchange	AUD	0 00	- 823,214 44	599,860 00	0 00	0 00	- 28,354 44	0 00
7 May 02	Foreign exchange	AUD	0 00	0 00	0 00	0 00	0 00	- 28,354 44	0 00
5 Aug 02	Foreign exchange	AUD	0 00	- 39,218 23	38,531 48	0 00	0 00	- 687 75	0 00
18 May 02	Foreign exchange	AUD	0 00	- 2,783 59	2,734 20	0 00	0 00	- 49 39	0 00
21 May 02	Foreign exchange	AUD	0 00	0 00	0 00	0 00	0 00	- 48 39	0 00
1 May 02	Foreign exchange	AUD	0 00	- 8,231 19	8,231 19	0 00	0 00	0 00	0 00

The Northern Trust Company

Generated by The Northern Trust Company from periodic data on 21 Jan 03

375

◆ Realized Gain/Loss Detail - Taxable

Trade Date Settle Date	Security Description Acquisition Date	Shares/Par	Proceeds	Cost	Realized gain/loss			Total	
					Short Term	Market Long Term	Translation	Short Term	Long Term
Foreign Exchange									
Foreign exchange									
24 Apr 02 29 Apr 02	Foreign exchange AUD	0 00	- 750 48	750 48	0 00	0 00	0 00	0 00	0 00
12 Apr 02 16 Apr 02	Foreign exchange AUD	0 00	- 575,732 80	575,732 80	0 00	0 00	0 00	0 00	0 00
14 Aug 02 15 Aug 02	Foreign exchange AUD	0 00	- 25,881 89	25,881 89	0 00	0 00	0 00	0 00	0 00
12 Mar 02 15 Mar 02	Foreign exchange AUD	0 00	- 46 333 83	46,085 67	0 00	0 00	- 247 88	- 247 88	0 00
5 Sep 02 9 Sep 02	Foreign exchange AUD	0 00	- 432,582 45	432 582 45	0 00	0 00	0 00	0 00	0 00
19 Mar 02 22 Mar 02	Foreign exchange AUD	0 00	- 35 488 97	34,885 80	0 00	0 00	- 601 07	- 601 07	0 00
12 Apr 02 16 Apr 02	Foreign exchange AUD	0 00	- 22,304 25	22,304 25	0 00	0 00	0 00	0 00	0 00
26 Sep 02 1 Oct 02	Foreign exchange AUD	0 00	- 38,818 09	38 885 43	0 00	0 00	48 34	48 34	0 00
2 Aug 02 8 Aug 02	Foreign exchange AUD	0 00	- 165,104 82	165,920 42	0 00	0 00	815 80	815 80	0 00
4 Dec 02 9 Dec 02	Foreign exchange AUD	0 00	- 408,524 38	407,148 21	0 00	0 00	- 1,378 15	- 1,378 15	0 00
13 Mar 02 18 Mar 02	Foreign exchange AUD	0 00	- 53,642 71	53 070 83	0 00	0 00	- 571 88	- 571 88	0 00

376

Realized Gain/Loss Detail - Taxable

Trade Date Security Description
 Settlement Date Acquisition Date
 Shares/Par Proceeds Cost Short Term Long Term Market Short Term Translation Short Term Total Long Term

Foreign Exchange

Foreign exchange

5 Sep 02	Foreign exchange	AUD	0.00	- 8,597.34	8,597.34	0.00	0.00	0.00	0.00	0.00	0.00	0.00
8 Sep 02												0.00

Total Australian dollar sales

				- 4,383,650.87	4,358,368.98	0.00	0.00	0.00	- 25,293.71	- 25,293.71		0.00
--	--	--	--	----------------	--------------	------	------	------	-------------	-------------	--	------

British pound sterling sales

1 Aug 02	Foreign exchange	GBP	0.00	- 8,335.41	8,335.41	0.00	0.00	0.00	0.00	0.00	0.00	0.00
22 Apr 02	Foreign exchange	GBP	0.00	- 1,417,482.73	1,308,450.83	0.00	0.00	0.00	- 111,042.10	- 111,042.10		0.00

14 Feb 02	Foreign exchange	GBP	0.00	- 22,877.82	22,877.82	0.00	0.00	0.00	0.00	0.00	0.00	0.00
18 Jan 02	Foreign exchange	GBP	0.00	- 8,801.87	8,801.87	0.00	0.00	0.00	0.00	0.00	0.00	0.00

4 Jan 02	Foreign exchange	GBP	0.00	- 1,380.24	1,380.24	0.00	0.00	0.00	0.00	0.00	0.00	0.00
8 Feb 02	Foreign exchange	GBP	0.00	- 707,232.28	898,107.81	0.00	0.00	0.00	- 8,124.47	- 8,124.47		0.00

25 Jun 01	Foreign exchange	GBP	0.00	- 194,873.82	190,977.41	0.00	0.00	0.00	- 3,898.21	- 3,898.21		0.00
28 Mar 02	Foreign exchange	GBP	0.00			0.00	0.00	0.00				0.00

10 Jun 02	Foreign exchange	GBP	0.00	- 845,150.48	805,424.38	0.00	0.00	0.00	- 38,728.10	- 38,728.10		0.00
23 Jan 02	Foreign exchange	GBP	0.00	- 22,425.14	22,844.15	0.00	0.00	0.00	218.01	218.01		0.00

The Northern Trust Company

Generated by The Northern Trust Company from periodic data on 21 Jan 03

LLS

◆ Realized Gain/Loss Detail - Taxable

Trade Date Settle Date	Security Description Acquisition Date	Shares/Par	Proceeds	Cost	Realized gain/loss			Total	
					Short Term	Market Long Term	Translation	Short Term	Long Term
Foreign Exchange									
Foreign exchange									
28 May 02 28 May 02	Foreign exchange GBP	0 00	- 43,841 33	43,841 33	0 00	0 00	0 00	0 00	0 00
12 Aug 02 14 Aug 02	Foreign exchange GBP	0 00	- 5,128 14	5,128 14	0 00	0 00	0 00	0 00	0 00
5 Aug 02 7 Aug 02	Foreign exchange GBP	0 00	- 21,820 20	21,820 20	0 00	0 00	0 00	0 00	0 00
28 Apr 02 2 May 02	Foreign exchange GBP	0 00	- 5,028 80	5,028 80	0 00	0 00	0 00	0 00	0 00
31 Jan 02 4 Feb 02	Foreign exchange GBP	0 00	- 34 23	34 23	0 00	0 00	0 00	0 00	0 00
22 Jan 02 25 Jan 02	Foreign exchange GBP	0 00	- 48,748 88	48,877 82	0 00	0 00	227 84	227 84	0 00
14 Jan 02 17 Jan 02	Foreign exchange GBP	0 00	- 120,982 29	121,821 61	0 00	0 00	828 32	828 32	0 00
3 May 02 8 May 02	Foreign exchange GBP	0 00	- 148,844 37	148,844 37	0 00	0 00	0 00	0 00	0 00
28 Oct 01 30 Jul 02	Foreign exchange GBP	0 00	- 445,544 70	405,308 51	0 00	0 00	- 40,235 18	- 40,235 18	0 00
13 Mar 02 18 Mar 02	Foreign exchange GBP	0 00	- 131,384 88	130,542 28	0 00	0 00	- 842 67	- 842 67	0 00
28 Jul 02 29 Jul 02	Foreign exchange GBP	0 00	- 681 21	681 21	0 00	0 00	0 00	0 00	0 00

378

◆ Realized Gain/Loss Detail - Taxable

Trade Date Security Description
 Settle Date Acquisition Date
 Shares/Par
 Proceeds
 Cost
 Short Term
 Market
 Translation
 Short Term
 Total
 Long Term
 Realized gain/loss

Foreign Exchange

Foreign exchange

8 Apr 02	Foreign exchange	GBP	0 00	- 1 942 58	1 842 58	0 00	0 00	0 00	0 00	0 00	0 00
10 Apr 02	Foreign exchange	GBP	0 00	0 00	0 00	0 00	0 00	0 00	0 00	0 00	0 00
14 Jan 02	Foreign exchange	GBP	0 00	- 4,349 81	4,349 81	0 00	0 00	0 00	0 00	0 00	0 00
18 Jan 02	Foreign exchange	GBP	0 00	0 00	0 00	0 00	0 00	0 00	0 00	0 00	0 00
8 Aug 02	Foreign exchange	GBP	0 00	- 8 064 49	8,064 49	0 00	0 00	0 00	0 00	0 00	0 00
12 Aug 02	Foreign exchange	GBP	0 00	0 00	0 00	0 00	0 00	0 00	0 00	0 00	0 00
8 Jan 02	Foreign exchange	GBP	0 00	- 188,535 84	188,247 07	0 00	0 00	- 288 77	- 288 77	0 00	0 00
11 Jan 02	Foreign exchange	GBP	0 00	0 00	0 00	0 00	0 00	0 00	0 00	0 00	0 00
10 Sep 02	Foreign exchange	GBP	0 00	- 878,588 92	883,088 27	0 00	0 00	- 13,498 65	- 13 498 65	0 00	0 00
12 Dec 02	Foreign exchange	GBP	0 00	0 00	0 00	0 00	0 00	0 00	0 00	0 00	0 00
11 Mar 02	Foreign exchange	GBP	0 00	- 300,704 54	302 298 89	0 00	0 00	1,594 35	1,594 35	0 00	0 00
14 Mar 02	Foreign exchange	GBP	0 00	0 00	0 00	0 00	0 00	0 00	0 00	0 00	0 00
7 Aug 02	Foreign exchange	GBP	0 00	- 5,028 28	5 028 28	0 00	0 00	0 00	0 00	0 00	0 00
8 Aug 02	Foreign exchange	GBP	0 00	0 00	0 00	0 00	0 00	0 00	0 00	0 00	0 00
1 Aug 02	Foreign exchange	GBP	0 00	- 5,488 57	5,483 03	0 00	0 00	- 25 54	- 25 54	0 00	0 00
8 Aug 02	Foreign exchange	GBP	0 00	- 5,053 37	5,053 37	0 00	0 00	0 00	0 00	0 00	0 00
13 Aug 02	Foreign exchange	GBP	0 00	0 00	0 00	0 00	0 00	0 00	0 00	0 00	0 00
13 Feb 02	Foreign exchange	GBP	0 00	- 137,642 87	137,804 73	0 00	0 00	- 38 14	- 38 14	0 00	0 00
18 Feb 02	Foreign exchange	GBP	0 00	0 00	0 00	0 00	0 00	0 00	0 00	0 00	0 00
5 Aug 02	Foreign exchange	GBP	0 00	- 11,848 40	11,848 40	0 00	0 00	0 00	0 00	0 00	0 00
7 Aug 02	Foreign exchange	GBP	0 00	0 00	0 00	0 00	0 00	0 00	0 00	0 00	0 00

379

◆ Realized Gain/Loss Detail - Taxable

Realized gain/loss _____
 Market _____
 Long Term _____
 Short Term _____
 Translation _____
 Total _____
 Trade Date Security Description
 Settle Date Acquisition Date
 Shares/Par Proceeds Cost Short Term Long Term Short Term Long Term

Foreign Exchange

Foreign exchange

14 Aug 02	Foreign exchange	GBP	0.00	- 8,388.52	8,388.52	0.00	0.00	0.00	0.00
12 Mar 02	Foreign exchange	GBP	0.00	- 263,386.87	264,534.09	0.00	1,147.12	1,147.12	0.00
7 Nov 02	Foreign exchange	GBP	0.00	- 245,733.88	245,733.88	0.00	0.00	0.00	0.00
1 Apr 02	Foreign exchange	GBP	0.00	- 51,883.87	51,883.87	0.00	0.00	0.00	0.00
31 Jul 02	Foreign exchange	GBP	0.00	- 5,370.83	5,370.83	0.00	0.00	0.00	0.00
23 May 02	Foreign exchange	GBP	0.00	- 39,882.83	39,882.83	0.00	0.00	0.00	0.00
8 Jan 02	Foreign exchange	GBP	0.00	- 81,452.58	81,021.53	0.00	- 431.05	- 431.05	0.00
18 Aug 02	Foreign exchange	GBP	0.00	- 5,500.19	5,500.19	0.00	0.00	0.00	0.00
20 Aug 02	Foreign exchange	GBP	0.00	- 15,728.08	15,728.08	0.00	0.00	0.00	0.00
8 Aug 02	Foreign exchange	GBP	0.00	- 10,205.02	10,205.02	0.00	0.00	0.00	0.00
11 Apr 02	Foreign exchange	GBP	0.00	- 18,821.76	18,821.76	0.00	0.00	0.00	0.00
2 Aug 02	Foreign exchange	GBP	0.00	- 18,821.76	18,821.76	0.00	0.00	0.00	0.00

380

◆ Realized Gain/Loss Detail - Taxable

Trade Date Settle Date	Security Description Acquisition Date	Shares/Par	Proceeds	Cost	Realized gain/loss			Total	
					Short Term	Market Long Term	Translation	Short Term	Long Term
<i>Foreign Exchange</i>									
Foreign exchange									
11 Jan 02 18 Jan 02	Foreign exchange GBP	0 00	- 83,759 68	83,885 84	0 00	0 00	128 18	128 18	0 00
18 Jan 02 23 Jan 02	Foreign exchange GBP	0 00	- 32,203 69	32,411 27	0 00	0 00	207 58	207 58	0 00
14 Aug 02 15 Aug 02	Foreign exchange GBP	0 00	- 5 258 37	5 258 37	0 00	0 00	0 00	0 00	0 00
10 Jan 02 15 Jan 02	Foreign exchange GBP	0 00	- 84,474 15	84,021 00	0 00	0 00	- 453 15	- 453 15	0 00
19 Jul 02 23 Jul 02	Foreign exchange GBP	0 00	- 5,141 68	5 141 68	0 00	0 00	0 00	0 00	0 00
11 Feb 02 13 Feb 02	Foreign exchange GBP	0 00	10 599 68	10,599 68	0 00	0 00	0 00	0 00	0 00
9 Jan 02 11 Jan 02	Foreign exchange GBP	0 00	- 77 297 10	77,297 10	0 00	0 00	0 00	0 00	0 00
15 Mar 02 20 Mar 02	Foreign exchange GBP	0 00	- 181 887 48	181,738 54	0 00	0 00	51 08	51 08	0 00
24 Jan 02 29 Jan 02	Foreign exchange GBP	0 00	- 42,339 13	42,771 68	0 00	0 00	432 53	432 53	0 00
22 Mar 02 28 Sep 02	Foreign exchange GBP	0 00	- 215,485 51	184,888 68	0 00	0 00	- 20,598 63	- 20,598 63	0 00
24 Jul 01 28 Apr 02	Foreign exchange GBP	0 00	- 1 374,008 53	1,323,869 46	0 00	0 00	- 50,139 07	- 50,139 07	0 00

381

◆ Realized Gain/Loss Detail - Taxable

Trade Date Settle Date	Security Description Acquisition Date	Shares/Par	Proceeds	Cost	Realized gain/loss			Total		
					Short Term	Market Long Term	Translation	Short Term	Long Term	
Foreign Exchange										
Foreign exchange										
22 Apr 02 24 Apr 02	Foreign exchange	GBP	0 00	- 3,228 17	3,228 17	0 00	0 00	0 00	0 00	0 00
15 Feb 02 20 Feb 02	Foreign exchange	GBP	0 00	- 24,819 42	24,819 42	0 00	0 00	0 00	0 00	0 00
12 Feb 02 14 Feb 02	Foreign exchange	GBP	0 00	- 5 152 20	5 152 20	0 00	0 00	0 00	0 00	0 00
21 May 02 23 May 02	Foreign exchange	GBP	0 00	- 28,855 27	28,855 27	0 00	0 00	0 00	0 00	0 00
18 Jan 02 22 Jan 02	Foreign exchange	GBP	0 00	- 27,281 82	27,289 08	0 00	0 00	7 48	7 48	0 00
4 Feb 02 6 Feb 02	Foreign exchange	GBP	0 00	- 1,171 80	1,171 80	0 00	0 00	0 00	0 00	0 00
Total British pound sterling sales				- 8,243,169 54	7,958,774 27	0 00	0 00	- 284,395 27	- 284,395 27	0 00
Canadian dollar sales										
13 Nov 02 15 Nov 02	Foreign exchange	CAD	0 00	- 7,845 73	7,845 73	0 00	0 00	0 00	0 00	0 00
18 Mar 02 20 Mar 02	Foreign exchange	CAD	0 00	- 1 296 23	1,296 23	0 00	0 00	0 00	0 00	0 00
27 Dec 01 2 Jan 02	Foreign exchange	CAD	0 00	- 180 83	180 83	0 00	0 00	0 00	0 00	0 00
18 Nov 01 20 Feb 02	Foreign exchange	CAD	0 00	- 249,241 38	249,661 40	0 00	0 00	420 02	420 02	0 00

382

◆ Realized Gain/Loss Detail - Taxable

Realized gain/loss _____
 Market _____
 Short Term _____
 Long Term _____
 Total _____

Foreign Exchange

Foreign exchange

Trade Date	Security Description	Settle Date	Acquisition Date	Shares/Par	Proceeds	Cost	Short Term	Long Term	Translation	Short Term	Total
14 Nov 02	Foreign exchange	CAD		0 00	- 45,619 98	45,619 98	0 00	0 00	0 00	0 00	0 00
23 Apr 02	Foreign exchange	CAD		0 00	- 891 20	891 20	0 00	0 00	0 00	0 00	0 00
18 May 02	Foreign exchange	CAD		0 00	- 1,250 00	1,250 00	0 00	0 00	0 00	0 00	0 00
12 Nov 02	Foreign exchange	CAD		0 00	- 13,492 70	13,492 70	0 00	0 00	0 00	0 00	0 00
22 Nov 02	Foreign exchange	CAD		0 00	- 3,792 99	3,792 99	0 00	0 00	0 00	0 00	0 00
15 Feb 02	Foreign exchange	CAD		0 00	- 255,169 53	248,981 09	0 00	0 00	- 8,208 44	- 8,208 44	0 00
2 Apr 02	Foreign exchange	CAD		0 00	- 2,211 18	2,211 18	0 00	0 00	0 00	0 00	0 00
20 Nov 02	Foreign exchange	CAD		0 00	- 1,890 03	1,880 03	0 00	0 00	0 00	0 00	0 00
21 Nov 02	Foreign exchange	CAD		0 00	- 3,781 55	3,781 55	0 00	0 00	0 00	0 00	0 00
15 Nov 02	Foreign exchange	CAD		0 00	- 60,597 32	60,597 32	0 00	0 00	0 00	0 00	0 00
18 Nov 02	Foreign exchange	CAD		0 00	- 79,058 45	79,058 45	0 00	0 00	0 00	0 00	0 00

1383

Realized Gain/Loss Detail - Taxable

Realized gain/loss _____
 Market _____
 Short Term _____
 Translation _____
 Total _____
 Long Term _____

Foreign Exchange

Foreign exchange

Trade Date	Security Description	Shares/Par	Proceeds	Cost	Short Term	Market	Translation	Short Term	Long Term
19 Oct 01	Foreign exchange CAD	0 00	- 250,262.88	254,754.28	0 00	0 00	4,481.40	4,481.40	0 00
26 Mar 02	Foreign exchange CAD	0 00	- 181.78	181.78	0 00	0 00	0 00	0 00	0 00
27 Nov 02	Foreign exchange CAD	0 00	- 7,810.08	7,810.08	0 00	0 00	0 00	0 00	0 00
8 Nov 02	Foreign exchange CAD	0 00	- 18,297.43	18,297.43	0 00	0 00	0 00	0 00	0 00
8 Aug 02	Foreign exchange CAD	0 00	- 25,898.58	25,898.58	0 00	0 00	0 00	0 00	0 00
2 Aug 02	Foreign exchange CAD	0 00	- 128,458.18	128,458.18	0 00	0 00	0 00	0 00	0 00
18 Apr 02	Foreign exchange CAD	0 00	- 811.88	811.88	0 00	0 00	0 00	0 00	0 00
12 Mar 02	Foreign exchange CAD	0 00	- 505,402.33	505,402.33	0 00	0 00	0 00	0 00	0 00
18 Aug 02	Foreign exchange CAD	0 00	- 238,899.85	241,020.82	0 00	0 00	1,120.87	1,120.87	0 00
8 May 02	Foreign exchange CAD	0 00	- 3,608.89	3,608.89	0 00	0 00	0 00	0 00	0 00
18 Nov 02	Foreign exchange CAD	0 00	- 5,685.45	5,685.45	0 00	0 00	0 00	0 00	0 00

384

◆ Realized Gain/Loss Detail - Taxable

Trade Date Settle Date	Security Description Acquisition Date	Shares/Par	Proceeds	Cost	Realized gain/loss			Total	
					Short Term	Market Long Term	Translation	Short Term	Long Term
<i>Foreign Exchange</i>									
Foreign exchange									
8 Feb 02 13 Feb 02	Foreign exchange CAD	0 00	- 258 852 05	255 688 88	0 00	0 00	- 1,282 17	- 1,282 17	0 00
17 May 02 21 Aug 02	Foreign exchange CAD	0 00	- 250,524 01	254 877 05	0 00	0 00	4,453 04	4,453 04	0 00
8 Aug 02 12 Aug 02	Foreign exchange CAD	0 00	- 19,421 83	19,421 83	0 00	0 00	0 00	0 00	0 00
11 Mar 02 14 Mar 02	Foreign exchange CAD	0 00	- 289,177 40	270,524 71	0 00	0 00	1,347 31	1,347 31	0 00
3 Jul 02 8 Jul 02	Foreign exchange CAD	0 00	- 188 58	188 58	0 00	0 00	0 00	0 00	0 00
22 Apr 02 24 Apr 02	Foreign exchange CAD	0 00	- 1,818 45	1,816 45	0 00	0 00	0 00	0 00	0 00
7 Jan 02 9 Jan 02	Foreign exchange CAD	0 00	- 3 725 00	3,725 00	0 00	0 00	0 00	0 00	0 00
Total Canadian dollar sales			- 2,714,230 19	2,716,592 32	0 00	0 00	2,382 13	2,382 13	0 00
Danish krone sales									
31 Oct 02 5 Nov 02	Foreign exchange DKK	0 00	- 184,324 60	183,318 75	0 00	0 00	- 1,005 85	- 1,005 85	0 00
Total Danish krone sales			- 184,324 60	183,318 75	0 00	0 00	- 1,005 85	- 1,005 85	0 00

385

◆ Realized Gain/Loss Detail - Taxable

Trade Date Settle Date	Security Description Acquisition Date	Shares/Par	Proceeds	Cost	Realized gain/loss			Total	
					Short Term	Market Long Term	Translation	Short Term	Long Term
Foreign Exchange									
Foreign exchange									
Euro sales									
26 Mar 02 26 Mar 02	Foreign exchange EUR	0 00	- 1,581,010 51	1,581,010 51	0 00	0 00	0 00	0 00	0 00
4 Mar 02 6 Mar 02	Foreign exchange EUR	0 00	- 2,366 89	2,366 89	0 00	0 00	0 00	0 00	0 00
16 Jul 02 18 Jul 02	Foreign exchange EUR	0 00	- 358,139 32	358,139 32	0 00	0 00	0 00	0 00	0 00
4 Apr 02 8 Apr 02	Foreign exchange EUR	0 00	- 328 95	328 95	0 00	0 00	0 00	0 00	0 00
19 Aug 02 21 Aug 02	Foreign exchange EUR	0 00	- 20,550 89	20,550 89	0 00	0 00	0 00	0 00	0 00
4 Mar 02 6 Mar 02	Foreign exchange EUR	0 00	- 1,309 11	1,309 11	0 00	0 00	0 00	0 00	0 00
28 Sep 02 30 Sep 02	Foreign exchange EUR	0 00	- 74,897 20	74,897 20	0 00	0 00	0 00	0 00	0 00
18 Jan 02 23 Jan 02	Foreign exchange EUR	0 00	- 1,968 07	1,969 18	0 00	0 00	1 11	1 11	0 00
18 Jul 02 18 Jul 02	Foreign exchange EUR	0 00	- 6,472 78	6,472 78	0 00	0 00	0 00	0 00	0 00
30 May 02 5 Jun 02	Foreign exchange EUR	0 00	- 6,382 13	6,382 13	0 00	0 00	0 00	0 00	0 00
12 Apr 02 17 Apr 02	Foreign exchange EUR	0 00	- 36,161 45	36,041 41	0 00	0 00	- 120 04	- 120 04	0 00

386

◆ Realized Gain/Loss Detail - Taxable

Trade Date Settle Date	Security Description Acquisition Date	Shares/Par	Proceeds	Cost	Realized gain/loss			Total	
					Short Term	Market Long Term	Translation	Short Term	Long Term
<i>Foreign Exchange</i>									
Foreign exchange									
23 Aug 02 28 Aug 02	Foreign exchange EUR	0 00	- 493,528 78	489 399 85	0 00	0 00	- 4,128 81	- 4 128 81	0 00
8 May 02 10 May 02	Foreign exchange EUR	0 00	- 784 89	784 89	0 00	0 00	0 00	0 00	0 00
8 Aug 02 14 Aug 02	Foreign exchange EUR	0 00	- 377 832 81	375,248 78	0 00	0 00	- 2 585 83	- 2,585 83	0 00
25 Feb 02 28 Feb 02	Foreign exchange EUR	0 00	- 30,846 89	31,036 81	0 00	0 00	189 82	189 82	0 00
10 Dec 02 12 Dec 02	Foreign exchange EUR	0 00	- 874,789 84	874,789 84	0 00	0 00	0 00	0 00	0 00
10 Apr 02 12 Apr 02	Foreign exchange EUR	0 00	- 8,710 58	8,710 58	0 00	0 00	0 00	0 00	0 00
12 Dec 02 13 Dec 02	Foreign exchange EUR	0 00	- 46,765 93	46 785 93	0 00	0 00	0 00	0 00	0 00
4 Jun 02 6 Jun 02	Foreign exchange EUR	0 00	- 65,769 67	65,769 87	0 00	0 00	0 00	0 00	0 00
18 Nov 02 20 Nov 02	Foreign exchange EUR	0 00	- 4,912 58	4,912 58	0 00	0 00	0 00	0 00	0 00
10 Dec 02 13 Dec 02	Foreign exchange EUR	0 00	- 27,899 86	27,898 38	0 00	0 00	- 211 58	- 211 58	0 00
17 May 02 21 May 02	Foreign exchange EUR	0 00	- 254,880 28	254,880 28	0 00	0 00	0 00	0 00	0 00

◆ Realized Gain/Loss Detail - Taxable

Trade Date Settle Date	Security Description Acquisition Date	Shares/Par	Proceeds	Cost	Realized gain/loss			Total	
					Short Term	Market Long Term	Translation	Short Term	Long Term
Foreign Exchange									
Foreign exchange									
18 Jan 02 23 Jan 02	Foreign exchange EUR	0 00	- 314,611 03	314,882 58	0 00	0 00	271 56	271 56	0 00
31 May 02 5 Jun 02	Foreign exchange EUR	0 00	- 23,900 70	23,831 42	0 00	0 00	- 269 28	- 269 28	0 00
23 Aug 02 28 Aug 02	Foreign exchange EUR	0 00	- 8,422 73	8 359 10	0 00	0 00	- 63 83	- 63 83	0 00
15 Feb 02 20 Feb 02	Foreign exchange EUR	0 00	- 248,811 01	248,832 50	0 00	0 00	- 78 51	- 78 51	0 00
11 Oct 02 15 Oct 02	Foreign exchange EUR	0 00	- 48,128 85	48,128 85	0 00	0 00	0 00	0 00	0 00
19 Nov 02 21 Nov 02	Foreign exchange EUR	0 00	- 239,877 23	239,877 23	0 00	0 00	0 00	0 00	0 00
18 May 02 21 May 02	Foreign exchange EUR	0 00	- 5,882 61	5 882 61	0 00	0 00	0 00	0 00	0 00
10 Dec 02 12 Dec 02	Foreign exchange EUR	0 00	- 13,867 08	13 867 08	0 00	0 00	0 00	0 00	0 00
3 Jun 02 5 Jun 02	Foreign exchange EUR	0 00	- 7,880 57	7,880 57	0 00	0 00	0 00	0 00	0 00
1 Mar 02 8 Mar 02	Foreign exchange EUR	0 00	- 18,455 43	18,378 54	0 00	0 00	- 78 89	- 78 89	0 00
18 Apr 02 24 Apr 02	Foreign exchange EUR	0 00	- 3,808 73	3,817 74	0 00	0 00	9 01	9 01	0 00

388

◆ Realized Gain/Loss Detail - Taxable

Trade Date Settle Date	Security Description Acquisition Date	Shares/Par	Proceeds	Cost	Realized gain/loss			Total	
					Short Term	Market Long Term	Translation	Short Term	Long Term
Foreign Exchange									
Foreign exchange									
18 Apr 02 18 Apr 02	Foreign exchange EUR	0 00	- 28,761 10	28 761 10	0 00	0 00	0 00	0 00	0 00
5 Sep 02 9 Sep 02	Foreign exchange EUR	0 00	- 8 800 63	8 800 63	0 00	0 00	0 00	0 00	0 00
20 May 02 22 May 02	Foreign exchange EUR	0 00	- 3 840 22	3,840 22	0 00	0 00	0 00	0 00	0 00
4 Jun 02 8 Jun 02	Foreign exchange EUR	0 00	- 1,838 08	1 838 08	0 00	0 00	0 00	0 00	0 00
23 Sep 02 25 Sep 02	Foreign exchange EUR	0 00	- 18,815 51	18 815 51	0 00	0 00	0 00	0 00	0 00
17 May 02 21 May 02	Foreign exchange EUR	0 00	- 8 491 73	8 491 73	0 00	0 00	0 00	0 00	0 00
16 May 02 20 May 02	Foreign exchange EUR	0 00	- 108,533 14	109,533 14	0 00	0 00	0 00	0 00	0 00
18 Jan 02 23 Jan 02	Foreign exchange EUR	0 00	- 27,608 16	27 640 48	0 00	0 00	34 30	34 30	0 00
12 Jul 02 16 Jul 02	Foreign exchange EUR	0 00	- 8,359 43	8,359 43	0 00	0 00	0 00	0 00	0 00
19 Nov 02 21 Nov 02	Foreign exchange EUR	0 00	- 9 245 42	9 245 42	0 00	0 00	0 00	0 00	0 00
1 Nov 02 21 Nov 02	Foreign exchange EUR	0 00	408,399 16	404,242 78	0 00	0 00	- 4,158 38	- 4,158 38	0 00

389

◆ Realized Gain/Loss Detail - Taxable

Trade Date Settle Date	Security Description Acquisition Date	Shares/Par	Proceeds	Cost	Realized gain/loss			Total	
					Short Term	Market Long Term	Translation	Short Term	Long Term
<i>Foreign Exchange</i>									
Foreign exchange									
14 Mar 02 18 Mar 02	Foreign exchange EUR	0 00	- 84,889 23	84,889 23	0 00	0 00	0 00	0 00	0 00
18 Feb 02 21 Feb 02	Foreign exchange EUR	0 00	- 27,110 83	27,110 83	0 00	0 00	0 00	0 00	0 00
10 Oct 02 15 Oct 02	Foreign exchange EUR	0 00	- 49,780 87	49,780 87	0 00	0 00	0 00	0 00	0 00
28 May 02 30 May 02	Foreign exchange EUR	0 00	- 80,789 78	80,789 78	0 00	0 00	0 00	0 00	0 00
1 Jul 02 5 Jul 02	Foreign exchange EUR	0 00	- 47,117 81	47,584 73	0 00	0 00	488 82	488 82	0 00
17 Apr 02 22 Apr 02	Foreign exchange EUR	0 00	- 80,888 85	80,744 88	0 00	0 00	57 83	57 83	0 00
8 Sep 02 10 Sep 02	Foreign exchange EUR	0 00	- 2,808 84	2,808 84	0 00	0 00	0 00	0 00	0 00
17 May 02 21 May 02	Foreign exchange EUR	0 00	- 411,478 75	411,478 75	0 00	0 00	0 00	0 00	0 00
12 Apr 02 18 Apr 02	Foreign exchange EUR	0 00	- 18,702 84	18,702 84	0 00	0 00	0 00	0 00	0 00
14 May 02 18 May 02	Foreign exchange EUR	0 00	- 8,319 84	8,319 84	0 00	0 00	0 00	0 00	0 00
10 Sep 02 12 Sep 02	Foreign exchange EUR	0 00	- 647,314 59	647,314 59	0 00	0 00	0 00	0 00	0 00

390

Realized Gain/Loss Detail - Taxable

Trade Date Security Description Market Short Term Long Term Translation Short Term Total Long Term

Trade Date	Security Description	Market	Short Term	Long Term	Translation	Short Term	Total	Long Term
1 Nov 02	Foreign exchange	EUR	0 00	- 28,709 38	28 472 43	0 00	- 238 83	0 00
28 Jun 02	Foreign exchange	EUR	0 00	- 9 744 39	9 744 39	0 00	0 00	0 00
23 May 02	Foreign exchange	EUR	0 00	473 394 62	474,188 77	0 00	774 15	0 00
11 Dec 02	Foreign exchange	EUR	0 00	- 43,478 55	42,848 82	0 00	- 631 73	0 00
25 Jun 02	Foreign exchange	EUR	0 00	- 239 713 62	239,713 62	0 00	0 00	0 00
5 Mar 02	Foreign exchange	EUR	0 00	- 1,387 68	1 387 68	0 00	0 00	0 00
10 Dec 02	Foreign exchange	EUR	0 00	- 27,978 63	27,768 45	0 00	- 212 18	0 00
11 Mar 02	Foreign exchange	EUR	0 00	- 258,705 69	258 637 02	0 00	- 68 67	0 00
4 Jun 02	Foreign exchange	EUR	0 00	- 11 869 20	11,888 20	0 00	0 00	0 00
17 May 02	Foreign exchange	EUR	0 00	- 38,046 14	38 046 14	0 00	0 00	0 00
12 Apr 02	Foreign exchange	EUR	0 00	- 72 24	72 24	0 00	0 00	0 00

Foreign Exchange

Foreign exchange

◆ Realized Gain/Loss Detail - Taxable

Trade Date Settle Date	Security Description Acquisition Date	Shares/Par	Proceeds	Cost	Realized gain/loss			Total	
					Short Term	Market Long Term	Transtation	Short Term	Long Term
Foreign Exchange									
Foreign exchange									
14 May 02 16 May 02	Foreign exchange EUR	0 00	- 238 97	238 97	0 00	0 00	0 00	0 00	0 00
28 Mar 02 28 Mar 02	Foreign exchange EUR	0 00	- 188,188 12	188,188 12	0 00	0 00	0 00	0 00	0 00
4 Apr 02 8 Apr 02	Foreign exchange EUR	0 00	- 548 25	548 25	0 00	0 00	0 00	0 00	0 00
19 Nov 02 22 Nov 02	Foreign exchange EUR	0 00	- 125,303 83	125,742 11	0 00	0 00	438 28	438 28	0 00
18 Jul 02 22 Jul 02	Foreign exchange EUR	0 00	- 9,838 27	9,838 27	0 00	0 00	0 00	0 00	0 00
22 Apr 02 28 Apr 02	Foreign exchange EUR	0 00	- 1,383,557 40	1,388,945 88	0 00	0 00	- 14,811 52	- 14,811 52	0 00
16 Sep 02 18 Sep 02	Foreign exchange EUR	0 00	- 748,078 32	748,078 32	0 00	0 00	0 00	0 00	0 00
11 Jan 02 15 Jan 02	Foreign exchange EUR	0 00	- 1,634 30	1,634 30	0 00	0 00	0 00	0 00	0 00
25 Jun 02 27 Jun 02	Foreign exchange EUR	0 00	- 4,398 91	4,398 91	0 00	0 00	0 00	0 00	0 00
18 Oct 02 22 Oct 02	Foreign exchange EUR	0 00	- 14,251 81	14,251 81	0 00	0 00	0 00	0 00	0 00
28 Jun 02 3 Jul 02	Foreign exchange EUR	0 00	- 58,228 78	58,532 50	0 00	0 00	305 72	305 72	0 00

392

Realized Gain/Loss Detail - Taxable

Realized gain/loss _____
 Market _____
 Short Term _____
 Long Term _____
 Total _____

Foreign Exchange

Foreign exchange

Trade Date	Security Description	Shares/Par	Proceeds	Cost	Short Term	Long Term	Translation	Short Term	Total
28 Jul 02	Foreign exchange	EUR	0 00	- 451,032 50	451,032 50	0 00	0 00	0 00	0 00
27 Feb 02	Foreign exchange	EUR	0 00	- 38,399 42	38 393 07	0 00	- 8 35	- 8 35	0 00
4 Apr 02	Foreign exchange	EUR	0 00	- 1,884 05	1,884 05	0 00	0 00	0 00	0 00
8 Apr 02	Foreign exchange	EUR	0 00	- 318,267 82	318 267 82	0 00	0 00	0 00	0 00
2 Dec 02	Foreign exchange	EUR	0 00	- 8 05	9 05	0 00	0 00	0 00	0 00
4 Dec 02	Foreign exchange	EUR	0 00	- 408,432 88	408,432 88	0 00	0 00	0 00	0 00
2 Dec 02	Foreign exchange	EUR	0 00	- 321,653 54	324,427 87	0 00	2 774 33	2,774 33	0 00
18 Jan 02	Foreign exchange	EUR	0 00	- 324,968 50	324,968 50	0 00	0 00	0 00	0 00
22 Oct 02	Foreign exchange	EUR	0 00	- 4,803 10	4,803 10	0 00	0 00	0 00	0 00
26 Jul 02	Foreign exchange	EUR	0 00	- 5,044 29	5 044 29	0 00	0 00	0 00	0 00
30 Jul 02	Foreign exchange	EUR	0 00	- 278,373 72	278,373 72	0 00	0 00	0 00	0 00
8 Jul 02	Foreign exchange	EUR	0 00	- 278,373 72	278,373 72	0 00	0 00	0 00	0 00
28 Mar 02	Foreign exchange	EUR	0 00	- 278,373 72	278,373 72	0 00	0 00	0 00	0 00

€62

Realized Gain/Loss Detail - Taxable

Realized gain/loss _____
 Market _____
 Short Term _____
 Long Term _____
 Total _____

Foreign Exchange

Foreign exchange

Trade Date	Security Description	Shares/Par	Proceeds	Cost	Short Term	Long Term	Market	Realized gain/loss
24 Sep 02	Foreign exchange	EUR	0 00	- 214,831 88	214,831 88	0 00	0 00	0 00
14 Jan 02	Foreign exchange	EUR	0 00	- 482,081 04	482,081 04	0 00	0 00	0 00
7 May 02	Foreign exchange	EUR	0 00	- 8,710 14	8,710 14	0 00	0 00	0 00
20 Feb 02	Foreign exchange	EUR	0 00	- 35,583 42	35,322 34	0 00	- 271 08	0 00
18 Jul 02	Foreign exchange	EUR	0 00	- 381,844 74	381,844 74	0 00	0 00	0 00
29 Jul 02	Foreign exchange	EUR	0 00	- 75 41	75 41	0 00	0 00	0 00
4 Apr 02	Foreign exchange	EUR	0 00	- 888 85	888 85	0 00	0 00	0 00
15 Jan 02	Foreign exchange	EUR	0 00	- 22,939 35	23,124 32	0 00	184 87	0 00
31 May 02	Foreign exchange	EUR	0 00	- 11,532 15	11,532 15	0 00	0 00	0 00
18 Sep 02	Foreign exchange	EUR	0 00	- 48,487 11	48,487 11	0 00	0 00	0 00
24 May 02	Foreign exchange	EUR	0 00	- 8,552 00	8,552 00	0 00	0 00	0 00

hbc

◆ Realized Gain/Loss Detail - Taxable

Trade Date Settle Date	Security Description Acquisition Date	Shares/Par	Proceeds	Cost	Realized gain/loss			Total	
					Short Term	Market Long Term	Translation	Short Term	Long Term
<i>Foreign Exchange</i>									
Foreign exchange									
22 Mar 02 28 Mar 02	Foreign exchange EUR	0 00	- 184,898 73	184,898 73	0 00	0 00	0 00	0 00	0 00
11 Oct 02 18 Oct 02	Foreign exchange EUR	0 00	- 32,828 13	32,828 13	0 00	0 00	0 00	0 00	0 00
24 Oct 02 28 Oct 02	Foreign exchange EUR	0 00	- 1,410,299 90	1,410,299 90	0 00	0 00	0 00	0 00	0 00
11 Apr 02 15 Apr 02	Foreign exchange EUR	0 00	- 2,348 91	2,348 91	0 00	0 00	0 00	0 00	0 00
25 Sep 02 27 Sep 02	Foreign exchange EUR	0 00	- 234,191 78	234,191 78	0 00	0 00	0 00	0 00	0 00
24 Sep 02 28 Sep 02	Foreign exchange EUR	0 00	- 4,142 78	4,142 78	0 00	0 00	0 00	0 00	0 00
15 Jul 02 17 Jul 02	Foreign exchange EUR	0 00	- 58,112 75	58,112 75	0 00	0 00	0 00	0 00	0 00
25 Feb 02 28 Feb 02	Foreign exchange EUR	0 00	- 448,010 15	449,954 21	0 00	0 00	3,944 08	3,844 08	0 00
18 Jun 02 20 Jun 02	Foreign exchange EUR	0 00	- 94 25	94 25	0 00	0 00	0 00	0 00	0 00
14 Mar 02 18 Mar 02	Foreign exchange EUR	0 00	- 788,403 42	788,403 42	0 00	0 00	0 00	0 00	0 00
4 Apr 02 8 Apr 02	Foreign exchange EUR	0 00	- 657 90	657 90	0 00	0 00	0 00	0 00	0 00

395

◆ Realized Gain/Loss Detail - Taxable

Trade Date Settle Date	Security Description Acquisition Date	Shares/Par	Proceeds	Cost	Realized gain/loss			Total	
					Short Term	Market Long Term	Translation	Short Term	Long Term
Foreign Exchange									
Foreign exchange									
18 Sep 02 18 Dec 02	Foreign exchange EUR	0 00	- 177,778 58	187 598 74	0 00	0 00	- 10,181 82	- 10,181 82	0 00
5 Jul 02 8 Jul 02	Foreign exchange EUR	0 00	- 8,310 04	8 310 04	0 00	0 00	0 00	0 00	0 00
11 Sep 02 18 Sep 02	Foreign exchange EUR	0 00	- 64 278 38	63,893 10	0 00	0 00	- 388 28	- 388 28	0 00
8 Mar 02 11 Mar 02	Foreign exchange EUR	0 00	- 15,761 07	15,768 24	0 00	0 00	7 17	7 17	0 00
22 Mar 02 28 Mar 02	Foreign exchange EUR	0 00	- 847 82	847 82	0 00	0 00	0 00	0 00	0 00
17 May 02 21 May 02	Foreign exchange EUR	0 00	- 177,507 32	177,507 32	0 00	0 00	0 00	0 00	0 00
9 Apr 02 11 Apr 02	Foreign exchange EUR	0 00	- 4,953 80	4,953 80	0 00	0 00	0 00	0 00	0 00
14 Feb 02 19 Feb 02	Foreign exchange EUR	0 00	- 5 98	5 98	0 00	0 00	0 00	0 00	0 00
2 Jul 02 5 Jul 02	Foreign exchange EUR	0 00	- 32,734 08	32,734 08	0 00	0 00	0 00	0 00	0 00
19 Nov 02 21 Nov 02	Foreign exchange EUR	0 00	- 51,865 43	51,865 43	0 00	0 00	0 00	0 00	0 00
24 Oct 02 28 Oct 02	Foreign exchange EUR	0 00	- 28 026 54	28,026 54	0 00	0 00	0 00	0 00	0 00

396



◆ Realized Gain/Loss Detail - Taxable

Trade Date Security Description Settle Date Acquisition Date Shares/Par Proceeds Cost Short Term Long Term Market Realized gain/loss Total

Short Term Translation Short Term Long Term

Foreign Exchange

Foreign exchange

18 Apr 02	Foreign exchange	EUR	0 00	- 17 770 33	17,811 18	0 00	0 00	- 158 15	0 00
25 Sep 02	Foreign exchange	EUR	0 00	- 5,929 80	5 929 80	0 00	0 00	0 00	0 00
25 Feb 02	Foreign exchange	EUR	0 00	- 39,536 22	39,877 09	0 00	0 00	340 87	0 00
4 Mar 02	Foreign exchange	EUR	0 00	- 53,382 48	53,382 48	0 00	0 00	0 00	0 00
15 Jul 02	Foreign exchange	EUR	0 00	- 71,893 81	71,893 81	0 00	0 00	0 00	0 00
18 Oct 02	Foreign exchange	EUR	0 00	- 87,514 27	88,517 41	0 00	0 00	1,003 14	0 00
15 May 02	Foreign exchange	EUR	0 00	- 21,387 20	21,387 20	0 00	0 00	0 00	0 00
4 Apr 02	Foreign exchange	EUR	0 00	- 1 864 05	1,864 05	0 00	0 00	0 00	0 00
18 Aug 02	Foreign exchange	EUR	0 00	- 251,875 19	251,875 19	0 00	0 00	0 00	0 00
18 Apr 02	Foreign exchange	EUR	0 00	- 412 54	412 54	0 00	0 00	0 00	0 00
28 Sep 02	Foreign exchange	EUR	0 00	- 1 581,126 80	1,581,126 80	0 00	0 00	0 00	0 00

The Northern Trust Company

Generated by The Northern Trust Company from periodic data on 21 Jan 03

397

◆ Realized Gain/Loss Detail - Taxable

Trade Date Settle Date	Security Description Acquisition Date	Shares/Par	Proceeds	Cost	Realized gain/loss			Total	
					Short Term	Market Long Term	Translation	Short Term	Long Term
Foreign Exchange									
Foreign exchange									
2 May 02 7 May 02	Foreign exchange EUR	0 00	- 143,218 29	141,078 84	0 00	0 00	- 2,139 35	- 2,139 35	0 00
18 Jan 02 23 Jan 02	Foreign exchange EUR	0 00	- 249 380 15	249,276 00	0 00	0 00	- 104 15	- 104 15	0 00
2 Dec 02 4 Dec 02	Foreign exchange EUR	0 00	- 33,538 84	33,538 84	0 00	0 00	0 00	0 00	0 00
11 Jan 02 15 Jan 02	Foreign exchange EUR	0 00	- 298,480 80	298,480 80	0 00	0 00	0 00	0 00	0 00
8 May 02 10 May 02	Foreign exchange EUR	0 00	- 3,588 54	3 588 54	0 00	0 00	0 00	0 00	0 00
8 May 02 13 May 02	Foreign exchange EUR	0 00	- 4,818 70	4,818 70	0 00	0 00	0 00	0 00	0 00
18 Apr 02 23 Apr 02	Foreign exchange EUR	0 00	- 330,178 88	330,721 44	0 00	0 00	541 48	541 48	0 00
29 Jan 02 31 Jan 02	Foreign exchange EUR	0 00	- 52 88	52 88	0 00	0 00	0 00	0 00	0 00
18 Jul 02 22 Jul 02	Foreign exchange EUR	0 00	- 8,883 12	8,883 12	0 00	0 00	0 00	0 00	0 00
Total Euro sales			- 21,081,598 88	21,052,238 44	0 00	0 00	- 29,357 44	- 29,357 44	0 00

Hong Kong dollar sales

27 Feb 02 1 Mar 02	Foreign exchange HKD	0 00	- 34,587 78	34 587 78	0 00	0 00	0 00	0 00	0 00
-----------------------	-------------------------	------	-------------	-----------	------	------	------	------	------

398

◆ Realized Gain/Loss Detail - Taxable

Trade Date Settle Date	Security Description Acquisition Date	Shares/Par	Proceeds	Cost	Realized gain/loss			Total	
					Short Term	Market Long Term	Translation	Short Term	Long Term
<i>Foreign Exchange</i>									
Foreign exchange									
8 May 02 13 May 02	Foreign exchange HKD	0 00	- 72,839 01	72,839 01	0 00	0 00	0 00	0 00	0 00
3 May 02 7 May 02	Foreign exchange HKD	0 00	- 283,054 83	283,054 83	0 00	0 00	0 00	0 00	0 00
17 Sep 02 19 Sep 02	Foreign exchange HKD	0 00	- 12,714 27	12,714 27	0 00	0 00	0 00	0 00	0 00
11 Mar 02 13 Mar 02	Foreign exchange HKD	0 00	- 221,945 01	221,945 01	0 00	0 00	0 00	0 00	0 00
30 Apr 02 3 May 02	Foreign exchange HKD	0 00	- 53,778 05	53,775 01	0 00	0 00	- 1 04	- 1 04	0 00
8 Mar 02 8 Mar 02	Foreign exchange HKD	0 00	- 17,715 86	17,715 86	0 00	0 00	0 00	0 00	0 00
18 Apr 02 23 Apr 02	Foreign exchange HKD	0 00	103,088 11	103,088 11	0 00	0 00	0 00	0 00	0 00
5 Mar 02 7 Mar 02	Foreign exchange HKD	0 00	- 35,099 87	35,099 87	0 00	0 00	0 00	0 00	0 00
28 Feb 02 28 Feb 02	Foreign exchange HKD	0 00	- 43,164 33	43,164 33	0 00	0 00	0 00	0 00	0 00
28 Apr 02 2 May 02	Foreign exchange HKD	0 00	- 29,828 13	29,827 18	0 00	0 00	- 0 95	- 0 95	0 00
4 Mar 02 8 Mar 02	Foreign exchange HKD	0 00	- 42,481 78	42,481 78	0 00	0 00	0 00	0 00	0 00

399

◆ Realized Gain/Loss Detail - Taxable

Trade Date Settle Date	Security Description Acquisition Date	Shares/Par	Proceeds	Cost	Realized gain/loss			Total	
					Short Term	Market Long Term	Translation	Short Term	Long Term
Foreign Exchange									
Foreign exchange									
1 Aug 02 5 Aug 02	Foreign exchange HKD	0 00	- 2,712 38	2,712 38	0 00	0 00	0 00	0 00	0 00
28 Apr 02 30 Apr 02	Foreign exchange HKD	0 00	- 60,839 11	60,839 11	0 00	0 00	0 00	0 00	0 00
24 Apr 02 28 Apr 02	Foreign exchange HKD	0 00	- 50,058 79	50,058 79	0 00	0 00	0 00	0 00	0 00
28 Feb 02 4 Mar 02	Foreign exchange HKD	0 00	- 33,381 13	33,381 13	0 00	0 00	0 00	0 00	0 00
25 Apr 02 28 Apr 02	Foreign exchange HKD	0 00	- 25,007 84	25,007 84	0 00	0 00	0 00	0 00	0 00
2 Apr 02 4 Apr 02	Foreign exchange HKD	0 00	- 3,873 24	3,873 24	0 00	0 00	0 00	0 00	0 00
22 Apr 02 24 Apr 02	Foreign exchange HKD	0 00	- 104,523 22	104,523 22	0 00	0 00	0 00	0 00	0 00
18 Dec 01 20 Jun 02	Foreign exchange HKD	0 00	- 175,050 48	174,882 29	0 00	0 00	- 188 19	- 188 19	0 00
8 Apr 02 11 Apr 02	Foreign exchange HKD	0 00	- 3,452 82	3,452 82	0 00	0 00	0 00	0 00	0 00
28 Mar 02 3 Apr 02	Foreign exchange HKD	0 00	- 8,753 38	8,753 38	0 00	0 00	0 00	0 00	0 00
23 Apr 02 25 Apr 02	Foreign exchange HKD	0 00	- 50,182 81	50,182 81	0 00	0 00	0 00	0 00	0 00

400

◆ Realized Gain/Loss Detail - Taxable

Trade Date Settle Date	Security Description Acquisition Date	Shares/Per	Proceeds	Cost	Realized gain/loss			Total	
					Short Term	Market Long Term	Translation	Short Term	Long Term

Foreign Exchange

Foreign exchange

3 May 02 7 May 02	Foreign exchange HKD	0 00	- 74 418 58	74 418 58	0 00	0 00	0 00	0 00	0 00
8 Sep 02 11 Sep 02	Foreign exchange HKD	0 00	- 1,916 72	1 916 72	0 00	0 00	0 00	0 00	0 00
7 Jan 02 9 Jan 02	Foreign exchange HKD	0 00	- 1,114 67	1,114 67	0 00	0 00	0 00	0 00	0 00
12 Sep 02 18 Sep 02	Foreign exchange HKD	0 00	- 20,031 79	20,031 79	0 00	0 00	0 00	0 00	0 00
18 Apr 02 22 Apr 02	Foreign exchange HKD	0 00	- 48,804 15	48 804 15	0 00	0 00	0 00	0 00	0 00
1 Mar 02 5 Mar 02	Foreign exchange HKD	0 00	- 25,017 11	25,017 11	0 00	0 00	0 00	0 00	0 00
2 May 02 6 May 02	Foreign exchange HKD	0 00	- 55,208 76	55 208 76	0 00	0 00	0 00	0 00	0 00
Total Hong Kong dollar sales			- 1,874,621 25	1,874,431 07	0 00	0 00	- 190 18	- 190 18	0 00

Japanese yen sales

12 Mar 02 14 Mar 02	Foreign exchange JPY	0 00	- 30,353 82	30,353 82	0 00	0 00	0 00	0 00	0 00
8 Aug 02 13 Aug 02	Foreign exchange JPY	0 00	- 20,862 88	20,497 39	0 00	0 00	- 375 47	- 375 47	0 00
14 Mar 02 18 Sep 02	Foreign exchange JPY	0 00	- 744,221 21	715,298 02	0 00	0 00	- 28,823 18	- 28,823 18	0 00

107

Realized gain/loss _____
 Market _____
 Short Term _____
 Long Term _____
 Total _____
 Trade Date Security Description Shares/Par Proceeds Cost Short Term Translation Short Term Long Term

Foreign Exchange

Foreign exchange

4 Jun 02	Foreign exchange	JPY	0 00	- 21,863 58	21,840 89	0 00	0 00	77 13	77 13	0 00
7 Jun 02	Foreign exchange	JPY	0 00	- 16,918 43	16,918 43	0 00	0 00	0 00	0 00	0 00
23 May 02	Foreign exchange	JPY	0 00	- 320 88	320 88	0 00	0 00	- 320 88	- 320 88	0 00
16 May 02	Foreign exchange	JPY	0 00	- 22,035 07	21,714 08	0 00	0 00	- 320 88	- 320 88	0 00
20 May 02	Foreign exchange	JPY	0 00	- 51,238 58	51,808 50	0 00	0 00	687 92	687 92	0 00
19 Jul 02	Foreign exchange	JPY	0 00	- 15,845 81	15 860 12	0 00	0 00	14 31	14 31	0 00
20 Nov 02	Foreign exchange	JPY	0 00	- 168,288 84	169,044 88	0 00	0 00	758 04	758 04	0 00
7 May 02	Foreign exchange	JPY	0 00	- 115,483 72	114,844 86	0 00	0 00	- 838 88	- 838 88	0 00
8 May 02	Foreign exchange	JPY	0 00	- 410,283 87	430,889 34	0 00	0 00	20,405 47	20,405 47	0 00
5 Sep 02	Foreign exchange	JPY	0 00	- 24,825 71	24,701 13	0 00	0 00	75 42	75 42	0 00
28 Jun 02	Foreign exchange	JPY	0 00	- 22,788 58	22,987 81	0 00	0 00	221 35	221 35	0 00
8 Aug 02	Foreign exchange	JPY	0 00	- 20,427 32	20,421 77	0 00	0 00	- 5 55	- 5 55	0 00
12 Mar 02	Foreign exchange	JPY	0 00	- 5 55	5 55	0 00	0 00	- 5 55	- 5 55	0 00
15 Mar 02	Foreign exchange	JPY	0 00	- 5 55	5 55	0 00	0 00	- 5 55	- 5 55	0 00

204



Realized Gain/Loss Detail - Taxable

Trade Date Security Description
 Settle Date Acquisition Date
 Shares/Par Proceeds Cost Short Term Long Term Market Short Term Translation Short Term Long Term Total

Foreign Exchange

Foreign exchange

15 Oct 01	Foreign exchange	JPY	0 00	- 322 373 71	353,830 30	0 00	0 00	31,558 59	31,558 59	0 00
18 Jan 02	Foreign exchange	JPY	0 00	- 322 373 71	353,830 30	0 00	0 00	31,558 59	31,558 59	0 00
27 Dec 01	Foreign exchange	JPY	0 00	- 345 412 94	350,000 00	0 00	0 00	4,587 08	4,587 08	0 00
13 Feb 02	Foreign exchange	JPY	0 00	- 88,681 65	88,252 32	0 00	0 00	- 439 33	- 439 33	0 00
20 May 02	Foreign exchange	JPY	0 00	- 3,226 67	3,226 67	0 00	0 00	0 00	0 00	0 00
17 May 02	Foreign exchange	JPY	0 00	- 68 08	69 08	0 00	0 00	0 00	0 00	0 00
30 Apr 02	Foreign exchange	JPY	0 00	- 72,771 10	72,097 58	0 00	0 00	- 673 54	- 673 54	0 00
25 Mar 02	Foreign exchange	JPY	0 00	- 245 268 46	219,832 85	0 00	0 00	- 25,435 51	- 25,435 51	0 00
25 Jun 02	Foreign exchange	JPY	0 00	- 234,727 01	237,097 15	0 00	0 00	2,370 14	2,370 14	0 00
2 Aug 02	Foreign exchange	JPY	0 00	- 18 635 72	19,838 87	0 00	0 00	303 25	303 25	0 00
1 Aug 02	Foreign exchange	JPY	0 00	- 20,399 28	20,393 28	0 00	0 00	- 6 00	- 6 00	0 00
3 Oct 02	Foreign exchange	JPY	0 00	- 28 045 89	28,319 33	0 00	0 00	273 44	273 44	0 00

COH

◆ Realized Gain/Loss Detail - Taxable

Trade Date Settle Date	Security Description Acquisition Date	Shares/Par	Proceeds	Cost	Realized gain/loss			Total	
					Short Term	Market Long Term	Translation	Short Term	Long Term
Foreign Exchange									
Foreign exchange									
18 Feb 02 21 Feb 02	Foreign exchange JPY	0 00	- 57,161 45	57,161 45	0 00	0 00	0 00	0 00	0 00
25 Jun 02 28 Jun 02	Foreign exchange JPY	0 00	- 20,825 88	20 583 95	0 00	0 00	- 281 73	- 281 73	0 00
28 Jun 02 3 Jul 02	Foreign exchange JPY	0 00	- 66,047 87	66,282 84	0 00	0 00	234 97	234 97	0 00
21 Feb 02 21 Feb 02	Foreign exchange JPY	0 00	- 74,882 52	74,882 52	0 00	0 00	0 00	0 00	0 00
1 May 02 8 May 02	Foreign exchange JPY	0 00	- 128 970 38	127 570 80	0 00	0 00	600 24	600 24	0 00
29 Jul 02 1 Aug 02	Foreign exchange JPY	0 00	- 23,858 19	23,853 41	0 00	0 00	- 4 78	- 4 78	0 00
22 Jan 02 24 Jan 02	Foreign exchange JPY	0 00	- 38,431 50	38 431 50	0 00	0 00	0 00	0 00	0 00
18 Aug 01 21 May 02	Foreign exchange JPY	0 00	- 419,417 48	450,527 25	0 00	0 00	31,108 77	31,108 77	0 00
12 Feb 02 15 Feb 02	Foreign exchange JPY	0 00	- 88,750 34	88,508 19	0 00	0 00	- 242 15	- 242 15	0 00
8 Oct 02 11 Oct 02	Foreign exchange JPY	0 00	- 28,105 43	28,948 53	0 00	0 00	- 156 90	- 156 90	0 00
18 Apr 02 22 Jul 02	Foreign exchange JPY	0 00	- 384,810 30	327,211 94	0 00	0 00	- 37,588 36	- 37,588 36	0 00

704

◆ Realized Gain/Loss Detail - Taxable

Trade Date Settle Date	Security Description Acquisition Date	Shares/Par	Proceeds	Cost	Realized gain/loss			Total	
					Short Term	Market Long Term	Transtation	Short Term	Long Term
Foreign Exchange									
Foreign exchange									
4 Mar 02 8 Jun 02	Foreign exchange JPY	0 00	- 65,392 44	82 093 09	0 00	0 00	- 3,289 35	- 3,289 35	0 00
5 Aug 02 8 Aug 02	Foreign exchange JPY	0 00	- 4,738 87	4,784 75	0 00	0 00	46 08	46 08	0 00
1 Aug 02 6 Aug 02	Foreign exchange JPY	0 00	- 43,481 18	43 448 41	0 00	0 00	- 12 77	- 12 77	0 00
11 Mar 02 14 Mar 02	Foreign exchange JPY	0 00	- 24 421 78	24,627 38	0 00	0 00	205 59	205 59	0 00
14 Jan 02 16 Apr 02	Foreign exchange JPY	0 00	- 578,052 73	578 899 19	0 00	0 00	- 1,053 54	- 1,053 54	0 00
3 Jul 02 8 Jul 02	Foreign exchange JPY	0 00	- 35,023 31	35,023 31	0 00	0 00	0 00	0 00	0 00
1 Aug 02 5 Aug 02	Foreign exchange JPY	0 00	- 555 32	555 32	0 00	0 00	0 00	0 00	0 00
18 May 02 21 May 02	Foreign exchange JPY	0 00	- 22,388 87	21,949 37	0 00	0 00	- 439 30	- 439 30	0 00
28 Feb 02 4 Mar 02	Foreign exchange JPY	0 00	- 18,824 35	18 824 35	0 00	0 00	0 00	0 00	0 00
1 Jul 02 5 Jul 02	Foreign exchange JPY	0 00	- 20,838 40	20,838 88	0 00	0 00	- 1 74	- 1 74	0 00
23 Jan 02 28 Jan 02	Foreign exchange JPY	0 00	13 199 78	13,211 07	0 00	0 00	11 31	11 31	0 00

505

◆ Realized Gain/Loss Detail - Taxable

Trade Date Settle Date	Security Description Acquisition Date	Shares/Par	Proceeds	Cost	Realized gain/loss			Total	
					Short Term	Market Long Term	Translation	Short Term	Long Term
Foreign Exchange									
Foreign exchange									
18 Oct 02 23 Oct 02	Foreign exchange JPY	0 00	- 29,458 30	29,344 88	0 00	0 00	- 111 44	- 111 44	0 00
21 Feb 02 26 Feb 02	Foreign exchange JPY	0 00	- 24,994 78	24,915 87	0 00	0 00	- 79 11	- 79 11	0 00
10 Jul 02 15 Jul 02	Foreign exchange JPY	0 00	- 25,413 77	25,178 84	0 00	0 00	- 235 13	- 235 13	0 00
6 Aug 02 9 Aug 02	Foreign exchange JPY	0 00	- 554,847 28	553 835 72	0 00	0 00	- 1,211 54	- 1,211 54	0 00
14 Jun 01 18 Mar 02	Foreign exchange JPY	0 00	- 794,829 80	864,204 11	0 00	0 00	69,374 31	69,374 31	0 00
24 Dec 02 27 Dec 02	Foreign exchange JPY	0 00	- 54,508 73	54 508 73	0 00	0 00	0 00	0 00	0 00
11 Mar 02 14 Mar 02	Foreign exchange JPY	0 00	- 729,904 87	738,858 15	0 00	0 00	8,953 48	8,953 48	0 00
31 Oct 02 6 Nov 02	Foreign exchange JPY	0 00	- 581,139 17	557,458 94	0 00	0 00	- 3,682 23	- 3,682 23	0 00
14 Feb 02 19 Feb 02	Foreign exchange JPY	0 00	- 23,860 22	23,860 22	0 00	0 00	0 00	0 00	0 00
23 May 02 28 Aug 02	Foreign exchange JPY	0 00	- 485,234 47	489 965 87	0 00	0 00	- 25,268 80	- 25,268 80	0 00
17 Jan 02 22 Jan 02	Foreign exchange JPY	0 00	- 35,581 41	35,608 28	0 00	0 00	26 85	26 85	0 00

907

Realized Gain/Loss Detail - Taxable

Trade Date Security Description Settle Date Acquisition Date Shares/Par Proceeds Cost Short Term Long Term Translation Short Term Long Term Total Realized gain/loss

Foreign Exchange

23 Jul 02	Foreign exchange	JPY	0 00	- 34 804 53	34,551 53	0 00	0 00	- 253 00	- 253 00	0 00
8 Jan 02	Foreign exchange	JPY	0 00	- 24,391 85	24 203 38	0 00	0 00	- 188 47	- 188 47	0 00
30 Jul 02	Foreign exchange	JPY	0 00	- 38,370 21	38,153 12	0 00	0 00	- 217 09	- 217 09	0 00
5 Aug 02	Foreign exchange	JPY	0 00	- 19 835 47	20,028 32	0 00	0 00	182 85	182 85	0 00
8 Aug 02	Foreign exchange	JPY	0 00	- 34,598 28	34 458 78	0 00	0 00	- 141 50	- 141 50	0 00
18 Feb 02	Foreign exchange	JPY	0 00	- 55 785 72	56,131 11	0 00	0 00	345 39	345 39	0 00
18 Apr 02	Foreign exchange	JPY	0 00	- 354 608 78	316,034 91	0 00	0 00	- 38,573 88	- 38,573 88	0 00
8 May 02	Foreign exchange	JPY	0 00	- 8 280 20	8 225 26	0 00	0 00	- 54 84	- 54 84	0 00
23 May 02	Foreign exchange	JPY	0 00	- 1 885 82	1 885 82	0 00	0 00	0 00	0 00	0 00
28 Aug 01	Foreign exchange	JPY	0 00	- 447 590 88	509,795 28	0 00	0 00	82 204 42	82 204 42	0 00
5 Jul 02	Foreign exchange	JPY	0 00	- 7,038 08	8,918 38	0 00	0 00	- 117 88	- 117 88	0 00

407

◆ Realized Gain/Loss Detail - Taxable

Trade Date Settle Date	Security Description Acquisition Date	Shares/Par	Proceeds	Cost	Realized gain/loss			Total	
					Short Term	Market Long Term	Translation	Short Term	Long Term
Foreign Exchange									
Foreign exchange									
10 Jun 02 13 Jun 02	Foreign exchange JPY	0 00	- 7,230 00	7,284 23	0 00	0 00	54 23	54 23	0 00
1 Nov 02 7 Nov 02	Foreign exchange JPY	0 00	- 28,588 08	28,541 87	0 00	0 00	- 24 19	- 24 19	0 00
14 Aug 02 18 Aug 02	Foreign exchange JPY	0 00	- 13,735 70	13,857 08	0 00	0 00	121 38	121 38	0 00
21 Feb 02 25 Feb 02	Foreign exchange JPY	0 00	- 32,578 59	32,578 59	0 00	0 00	0 00	0 00	0 00
23 May 02 28 May 02	Foreign exchange JPY	0 00	- 5,891 08	5,891 08	0 00	0 00	0 00	0 00	0 00
3 Jun 02 8 Jun 02	Foreign exchange JPY	0 00	- 21,505 44	21,682 70	0 00	0 00	157 28	157 28	0 00
25 Oct 02 30 Oct 02	Foreign exchange JPY	0 00	- 27,759 72	27,382 92	0 00	0 00	- 378 80	- 378 80	0 00
8 Aug 02 14 Aug 02	Foreign exchange JPY	0 00	- 408,572 57	404,872 91	0 00	0 00	- 3,698 68	- 3,698 68	0 00
18 Jan 02 23 Apr 02	Foreign exchange JPY	0 00	- 330,584 85	324,954 88	0 00	0 00	- 5,609 99	- 5,609 99	0 00
18 Jan 02 22 Jan 02	Foreign exchange JPY	0 00	- 35,988 18	36,208 44	0 00	0 00	218 25	218 25	0 00
31 Jul 02 5 Aug 02	Foreign exchange JPY	0 00	- 115,730 57	116,175 54	0 00	0 00	- 555 03	- 555 03	0 00

207

◆ Realized Gain/Loss Detail - Taxable

Trade Date Settle Date	Security Description Acquisition Date	Shares/Par	Proceeds	Cost	Realized gain/loss			Total	
					Short Term	Market Long Term	Translation	Short Term	Long Term
4 Dec 01 6 Mar 02	Foreign exchange JPY	0 00	- 53,338 03	57 035 05	0 00	0 00	3 897 02	3 897 02	0 00
28 Apr 02 2 May 02	Foreign exchange JPY	0 00	- 296,590 10	295,733 81	0 00	0 00	- 856 19	- 856 19	0 00
1 Nov 02 7 Nov 02	Foreign exchange JPY	0 00	- 45,467 82	45,445 29	0 00	0 00	- 22 33	- 22 33	0 00
19 Oct 01 23 Jan 02	Foreign exchange JPY	0 00	- 311,559 12	346,854 81	0 00	0 00	35,295 49	35,295 49	0 00
8 Apr 02 10 Apr 02	Foreign exchange JPY	0 00	- 20,235 97	20 235 87	0 00	0 00	0 00	0 00	0 00
17 Oct 02 22 Oct 02	Foreign exchange JPY	0 00	- 29,115 12	29,080 17	0 00	0 00	- 34 85	- 34 85	0 00
25 Mar 02 27 Mar 02	Foreign exchange JPY	0 00	- 605 78	605 78	0 00	0 00	0 00	0 00	0 00
4 Oct 02 8 Oct 02	Foreign exchange JPY	0 00	- 85 505 12	86,235 11	0 00	0 00	729 99	729 99	0 00
19 Dec 01 27 Mar 02	Foreign exchange JPY	0 00	- 218 298 87	224,732 57	0 00	0 00	8,435 70	8,435 70	0 00
5 Jul 02 8 Jul 02	Foreign exchange JPY	0 00	- 47,903 81	47,803 81	0 00	0 00	0 00	0 00	0 00
15 Oct 02 18 Oct 02	Foreign exchange JPY	0 00	- 17,545 88	17,567 87	0 00	0 00	21 81	21 81	0 00

607

◆ Realized Gain/Loss Detail - Taxable

Realized gain/loss _____
 Market _____
 Long Term _____
 Short Term _____
 Total _____

Foreign Exchange

Foreign exchange

Trade Date	Security Description	Settle Date	Acquisition Date	Shares/Par	Proceeds	Cost	Short Term	Long Term	Market	Realized gain/loss
30 May 02	Foreign exchange	JPY	4 Jun 02	0 00	- 44,333 11	44,587 82	0 00	234 71	234 71	0 00
22 Feb 02	Foreign exchange	JPY	28 Feb 02	0 00	- 18,388 54	18,388 54	0 00	0 00	0 00	0 00
5 Aug 02	Foreign exchange	JPY	9 Sep 02	0 00	- 431,358 21	430 898 11	0 00	- 361 10	- 361 10	0 00
7 Aug 02	Foreign exchange	JPY	12 Aug 02	0 00	- 24,005 28	23,880 40	0 00	- 44 88	- 44 88	0 00
28 May 02	Foreign exchange	JPY	3 Jun 02	0 00	- 21,703 18	21,882 17	0 00	- 41 02	- 41 02	0 00
31 May 02	Foreign exchange	JPY	5 Jun 02	0 00	- 48,817 59	48,881 73	0 00	- 155 88	- 155 88	0 00
4 Jun 02	Foreign exchange	JPY	8 Jun 02	0 00	- 22 810 08	22,810 08	0 00	0 00	0 00	0 00
10 Apr 02	Foreign exchange	JPY	15 Apr 02	0 00	- 23,548 88	23,805 34	0 00	258 48	258 48	0 00
11 Jul 02	Foreign exchange	JPY	18 Jul 02	0 00	- 170,557 89	169,301 81	0 00	- 1,258 08	- 1,258 08	0 00
25 Jun 02	Foreign exchange	JPY	28 Jun 02	0 00	- 54,500 50	53,821 58	0 00	- 878 92	- 878 92	0 00
24 Oct 02	Foreign exchange	JPY	29 Oct 02	0 00	- 28 783 27	28,554 88	0 00	- 238 28	- 238 28	0 00

410

Realized Gain/Loss Detail - Taxable

Trade Date Security Description
 Realized gain/loss
 Market
 Short Term Long Term Translation Short Term Long Term
 Proceeds Cost Shares/Par
 Settlement Date Acquisition Date

Foreign Exchange

Foreign exchange

Trade Date	Security Description	Realized gain/loss	Market	Short Term	Long Term	Translation	Short Term	Long Term	Proceeds	Cost	Shares/Par
18 Nov 02	Foreign exchange JPY	0.00		0.00	0.00		0.00	0.00	23,040.14	23,328.67	
21 Nov 02	Foreign exchange JPY	0.00		0.00	0.00		0.00	0.00	288.53	288.53	
5 Nov 02	Foreign exchange JPY	0.00		0.00	0.00		0.00	0.00	20,744.50	20,744.50	
8 Nov 02	Foreign exchange JPY	0.00		0.00	0.00		0.00	0.00	-104.33	-104.33	
19 Feb 02	Foreign exchange JPY	0.00		0.00	0.00		0.00	0.00	33,230.05	33,230.05	
22 Feb 02	Foreign exchange JPY	0.00		0.00	0.00		0.00	0.00	194.34	194.34	
18 Mar 02	Foreign exchange JPY	0.00		0.00	0.00		0.00	0.00	21,872.06	21,872.06	
22 Mar 02	Foreign exchange JPY	0.00		0.00	0.00		0.00	0.00	111.10	111.10	
31 Jul 02	Foreign exchange JPY	0.00		0.00	0.00		0.00	0.00	23,340.98	23,245.52	
5 Aug 02	Foreign exchange JPY	0.00		0.00	0.00		0.00	0.00	-85.48	-85.48	
28 May 02	Foreign exchange JPY	0.00		0.00	0.00		0.00	0.00	18,944.56	18,944.56	
31 May 02	Foreign exchange JPY	0.00		0.00	0.00		0.00	0.00	-229.98	-229.98	
3 Apr 02	Foreign exchange JPY	0.00		0.00	0.00		0.00	0.00	428,885.20	388,689.24	
3 Jul 02	Foreign exchange JPY	0.00		0.00	0.00		0.00	0.00	-39,885.88	-39,885.88	
10 Oct 02	Foreign exchange JPY	0.00		0.00	0.00		0.00	0.00	41,231.58	41,231.58	
16 Oct 02	Foreign exchange JPY	0.00		0.00	0.00		0.00	0.00	343.84	343.84	
25 Feb 02	Foreign exchange JPY	0.00		0.00	0.00		0.00	0.00	444,812.58	444,812.58	
28 May 02	Foreign exchange JPY	0.00		0.00	0.00		0.00	0.00	-474,880.18	-474,880.18	
2 Jul 02	Foreign exchange JPY	0.00		0.00	0.00		0.00	0.00	27,858.54	27,858.54	
5 Jul 02	Foreign exchange JPY	0.00		0.00	0.00		0.00	0.00	0.00	0.00	
14 Mar 02	Foreign exchange JPY	0.00		0.00	0.00		0.00	0.00	-20,838.08	20,972.86	
19 Mar 02	Foreign exchange JPY	0.00		0.00	0.00		0.00	0.00	338.90	338.90	

1/14

◆ Realized Gain/Loss Detail - Taxable

Trade Date Settle Date	Security Description Acquisition Date	Shares/Par	Proceeds	Cost	Realized gain/loss			Total	
					Short Term	Market Long Term	Translation	Short Term	Long Term
Foreign Exchange									
Foreign exchange									
2 Aug 02 7 Aug 02	Foreign exchange JPY	0 00	- 37,862 81	38,480 28	0 00	0 00	597 67	597 67	0 00
2 May 02 8 May 02	Foreign exchange JPY	0 00	- 22,518 85	22,651 96	0 00	0 00	132 11	132 11	0 00
19 Nov 02 22 Nov 02	Foreign exchange JPY	0 00	- 83,073 83	83,438 48	0 00	0 00	384 63	384 63	0 00
5 Nov 02 8 Nov 02	Foreign exchange JPY	0 00	- 88,008 82	87,578 41	0 00	0 00	- 430 41	- 430 41	0 00
15 Oct 02 18 Oct 02	Foreign exchange JPY	0 00	- 188,818 01	188,708 70	0 00	0 00	90 69	90 69	0 00
1 Jul 02 3 Jul 02	Foreign exchange JPY	0 00	- 27,480 39	27,480 39	0 00	0 00	0 00	0 00	0 00
8 Mar 02 13 Mar 02	Foreign exchange JPY	0 00	- 12,751 41	12,785 78	0 00	0 00	14 37	14 37	0 00
7 Oct 02 10 Oct 02	Foreign exchange JPY	0 00	- 38,411 38	38,181 47	0 00	0 00	- 229 81	- 229 81	0 00
17 May 02 21 Nov 02	Foreign exchange JPY	0 00	- 403,158 87	395,976 34	0 00	0 00	- 7,182 53	- 7,182 53	0 00
15 Oct 02 18 Oct 02	Foreign exchange JPY	0 00	- 27,582 45	27,616 74	0 00	0 00	34 29	34 29	0 00
30 Oct 02 5 Nov 02	Foreign exchange JPY	0 00	- 28,174 84	28,075 15	0 00	0 00	- 99 69	- 99 69	0 00

4/2

◆ Realized Gain/Loss Detail - Taxable

Trade Date Settle Date	Security Description Acquisition Date	Shares/Par	Proceeds	Cost	Realized gain/loss			Total	
					Short Term	Market Long Term	Translation	Short Term	Long Term
Foreign Exchange									
Foreign exchange									
27 Jun 01 28 Mar 02	Foreign exchange JPY	0 00	- 1,582,261.68	1,730,969.04	0 00	0 00	148,707.36	148,707.36	0 00
5 Apr 02 9 Apr 02	Foreign exchange JPY	0 00	- 20,284.04	20,284.04	0 00	0 00	0 00	0 00	0 00
1 Jul 02 7 Aug 02	Foreign exchange JPY	0 00	- 431,728.38	435,329.87	0 00	0 00	3,600.29	3,600.29	0 00
24 Jun 02 27 Jun 02	Foreign exchange JPY	0 00	- 20,818.30	20,385.44	0 00	0 00	- 432.86	- 432.86	0 00
28 May 02 30 May 02	Foreign exchange JPY	0 00	- 25,084.28	25,084.28	0 00	0 00	0 00	0 00	0 00
18 Oct 02 21 Oct 02	Foreign exchange JPY	0 00	- 28,859.27	29,102.99	0 00	0 00	243.72	243.72	0 00
31 Oct 02 8 Nov 02	Foreign exchange JPY	0 00	- 18,558.15	16,434.09	0 00	0 00	- 124.08	- 124.08	0 00
13 Aug 02 18 Aug 02	Foreign exchange JPY	0 00	- 284,354.57	281,340.59	0 00	0 00	- 3,013.98	- 3,013.98	0 00
9 Oct 02 15 Oct 02	Foreign exchange JPY	0 00	- 313,865.52	318,247.34	0 00	0 00	2,381.82	2,381.82	0 00
12 Apr 02 18 Jul 02	Foreign exchange JPY	0 00	- 858,547.99	578,388.77	0 00	0 00	- 77,159.22	- 77,159.22	0 00
15 Jan 02 18 Apr 02	Foreign exchange JPY	0 00	- 319,107.34	320,258.47	0 00	0 00	1,148.13	1,148.13	0 00

◆ Realized Gain/Loss Detail - Taxable

Realized gain/loss _____
 Market _____
 Long Term _____
 Short Term _____
 Translation _____
 Total _____
 Trade Date Security Description Shares/Par Proceeds Cost Short Term Long Term

Foreign Exchange

Foreign exchange

5 Jun 02	Foreign exchange	JPY	0.00	- 22,114.78	22,143.18	0.00	0.00	28.43	28.43	0.00
10 Jun 02	Foreign exchange	JPY	0.00	- 328,478.77	350,280.73	0.00	0.00	23,781.88	23,781.88	0.00
18 Jul 02	Foreign exchange	JPY	0.00	- 225,001.82	228,808.92	0.00	0.00	1,608.30	1,608.30	0.00
5 Aug 02	Foreign exchange	JPY	0.00	- 21,001.57	21,001.57	0.00	0.00	0.00	0.00	0.00
1 Apr 02	Foreign exchange	JPY	0.00	- 25,805.07	25,451.40	0.00	0.00	- 153.87	- 153.87	0.00
28 Feb 02	Foreign exchange	JPY	0.00	- 22,018.09	22,018.09	0.00	0.00	0.00	0.00	0.00
23 Jan 02	Foreign exchange	JPY	0.00	- 458.14	458.14	0.00	0.00	0.00	0.00	0.00
3 Jul 02	Foreign exchange	JPY	0.00	- 39,837.51	40,414.28	0.00	0.00	478.77	478.77	0.00
18 Jan 02	Foreign exchange	JPY	0.00	- 1,574,784.25	1,475,587.20	0.00	0.00	- 99,187.05	- 99,187.05	0.00
28 Mar 02	Foreign exchange	JPY	0.00	- 18,822.84	18,822.84	0.00	0.00	0.00	0.00	0.00
4 Feb 02	Foreign exchange	JPY	0.00	- 497.88	497.88	0.00	0.00	0.00	0.00	0.00
5 Feb 02	Foreign exchange	JPY	0.00	- 18,822.84	18,822.84	0.00	0.00	0.00	0.00	0.00
28 Feb 02	Foreign exchange	JPY	0.00	- 18,822.84	18,822.84	0.00	0.00	0.00	0.00	0.00

414

◆ Realized Gain/Loss Detail - Taxable

Trade Date Settle Date	Security Description Acquisition Date	Shares/Par	Proceeds	Cost	Realized gain/loss			Total	
					Short Term	Market Long Term	Translation	Short Term	Long Term
Foreign Exchange									
Foreign exchange									
Total Japanese yen sales			- 20,684,283.59	20,707,712.68	0.00	0.00	23,429.09	23,429.09	0.00
Mexican peso sales									
31 May 02 4 Dec 02	Foreign exchange MXN	0.00	- 407,627.21	411,930.95	0.00	0.00	4,303.74	4,303.74	0.00
Total Mexican peso sales			- 407,627.21	411,930.95	0.00	0.00	4,303.74	4,303.74	0.00
Norwegian krone sales									
8 Feb 02 13 Feb 02	Foreign exchange NOK	0.00	- 248,074.07	246,830.75	0.00	0.00	- 1,243.32	- 1,243.32	0.00
Total Norwegian krone sales			- 248,074.07	246,830.75	0.00	0.00	- 1,243.32	- 1,243.32	0.00
Singapore dollar sales									
20 Feb 02 25 Feb 02	Foreign exchange SGD	0.00	- 5,321.04	5,329.32	0.00	0.00	8.28	8.28	0.00
1 Feb 02 5 Feb 02	Foreign exchange SGD	0.00	- 7,858.11	7,958.11	0.00	0.00	0.00	0.00	0.00
1 May 02 7 May 02	Foreign exchange SGD	0.00	- 3,034.40	3,034.40	0.00	0.00	0.00	0.00	0.00
19 Apr 02 24 Apr 02	Foreign exchange SGD	0.00	- 21,875.13	21,843.90	0.00	0.00	- 31.23	- 31.23	0.00
25 Oct 02 28 Oct 02	Foreign exchange SGD	0.00	- 132.69	132.69	0.00	0.00	0.00	0.00	0.00

4/5

◆ Realized Gain/Loss Detail - Taxable

Trade Date Settle Date	Security Description Acquisition Date	Shares/Par	Proceeds	Cost	Realized gain/loss			Total	
					Short Term	Market Long Term	Translation	Short Term	Long Term
Foreign Exchange									
Foreign exchange									
1 May 02 7 May 02	Foreign exchange SGD	0 00	- 7,899 44	7,899 44	0 00	0 00	0 00	0 00	0 00
22 Apr 02 25 Apr 02	Foreign exchange SGD	0 00	- 7,210 85	7,204 41	0 00	0 00	- 6 54	- 6 54	0 00
1 May 02 7 May 02	Foreign exchange SGD	0 00	- 2,893 73	2,893 73	0 00	0 00	0 00	0 00	0 00
30 Apr 02 7 May 02	Foreign exchange SGD	0 00	- 3,235 71	3,235 71	0 00	0 00	0 00	0 00	0 00
18 Apr 02 23 Apr 02	Foreign exchange SGD	0 00	- 22,258 02	22,187 09	0 00	0 00	- 90 93	- 90 93	0 00
Total Singapore dollar sales			- 81,809 22	81,688 80	0 00	0 00	- 120 42	- 120 42	0 00
Swedish krona sales									
3 May 02 8 May 02	Foreign exchange SEK	0 00	- 6,771 53	6,771 53	0 00	0 00	0 00	0 00	0 00
20 Sep 01 25 Mar 02	Foreign exchange SEK	0 00	- 439,538 04	423,268 54	0 00	0 00	- 16,267 50	- 16,267 50	0 00
21 Nov 02 26 Nov 02	Foreign exchange SEK	0 00	- 3,851 80	3,900 11	0 00	0 00	48 31	48 31	0 00
8 Aug 02 13 Aug 02	Foreign exchange SEK	0 00	- 10,815 12	10,815 12	0 00	0 00	0 00	0 00	0 00
23 Aug 02 27 Aug 02	Foreign exchange SEK	0 00	- 585 15	585 15	0 00	0 00	0 00	0 00	0 00

416

◆ Realized Gain/Loss Detail - Taxable

Trade Date Settle Date	Security Description Acquisition Date	Shares/Par	Proceeds	Cost	Realized gain/loss			Total	
					Short Term	Market Long Term	Translation	Short Term	Long Term
Foreign Exchange									
Foreign exchange									
14 Aug 02 18 Aug 02	Foreign exchange SEK	0 00	- 3,534 81	3 534 81	0 00	0 00	0 00	0 00	0 00
1 Aug 02 5 Aug 02	Foreign exchange SEK	0 00	11,322 04	11,322 04	0 00	0 00	0 00	0 00	0 00
12 Mar 02 15 Mar 02	Foreign exchange SEK	0 00	- 37,198 57	37,057 14	0 00	0 00	- 139 43	- 139 43	0 00
2 Aug 02 8 Aug 02	Foreign exchange SEK	0 00	- 13,382 53	13,382 53	0 00	0 00	0 00	0 00	0 00
14 Mar 02 18 Mar 02	Foreign exchange SEK	0 00	- 78,225 42	78,927 38	0 00	0 00	- 288 04	- 288 04	0 00
18 Mar 02 20 Mar 02	Foreign exchange SEK	0 00	- 16,405 48	16,405 48	0 00	0 00	0 00	0 00	0 00
18 Mar 02 21 Mar 02	Foreign exchange SEK	0 00	- 153,814 69	152,322 20	0 00	0 00	- 1,282 49	- 1 282 49	0 00
9 Apr 02 11 Apr 02	Foreign exchange SEK	0 00	- 29,680 70	29,680 70	0 00	0 00	0 00	0 00	0 00
8 Oct 02 10 Oct 02	Foreign exchange SEK	0 00	- 14,815 04	14,815 04	0 00	0 00	0 00	0 00	0 00
11 Mar 02 14 Mar 02	Foreign exchange SEK	0 00	- 79 713 01	80,198 88	0 00	0 00	483 87	483 87	0 00
Total Swedish krona sales			- 900,429 83	882,964 45	0 00	0 00	- 17,485 48	- 17,485 48	0 00

417

◆ Realized Gain/Loss Detail - Taxable

Trade Date Settle Date	Security Description Acquisition Date	Shares/Par	Proceeds	Cost	Realized gain/loss			Total	
					Short Term	Market Long Term	Translation	Short Term	Long Term
Foreign Exchange									
Foreign exchange									
Swiss franc sales									
14 Feb 02 19 Feb 02	Foreign exchange CHF	0 00	- 32,164 07	32,164 07	0 00	0 00	0 00	0 00	0 00
8 Aug 02 12 Aug 02	Foreign exchange CHF	0 00	- 8,862 51	8,862 51	0 00	0 00	0 00	0 00	0 00
8 Feb 02 11 Feb 02	Foreign exchange CHF	0 00	- 43,734 18	43,569 69	0 00	0 00	- 164 49	- 164 49	0 00
5 Dec 02 10 Dec 02	Foreign exchange CHF	0 00	- 22,740 28	22,608 80	0 00	0 00	- 131 48	- 131 48	0 00
13 May 02 15 May 02	Foreign exchange CHF	0 00	- 8,523 80	8,523 80	0 00	0 00	0 00	0 00	0 00
14 Aug 02 18 Aug 02	Foreign exchange CHF	0 00	- 12,189 61	12,189 61	0 00	0 00	0 00	0 00	0 00
8 Aug 02 12 Aug 02	Foreign exchange CHF	0 00	- 1,051 78	1,051 78	0 00	0 00	0 00	0 00	0 00
15 Apr 02 17 Apr 02	Foreign exchange CHF	0 00	- 44,835 42	44,835 42	0 00	0 00	0 00	0 00	0 00
13 May 02 15 May 02	Foreign exchange CHF	0 00	- 1,231 58	1,231 58	0 00	0 00	0 00	0 00	0 00
25 Mar 02 27 Mar 02	Foreign exchange CHF	0 00	- 5,863 51	5,863 51	0 00	0 00	0 00	0 00	0 00
18 Apr 02 23 Apr 02	Foreign exchange CHF	0 00	- 119,937 15	120,231 99	0 00	0 00	294 84	294 84	0 00

217

◆ Realized Gain/Loss Detail - Taxable

Trade Date Settle Date	Security Description Acquisition Date	Shares/Par	Proceeds	Cost	Realized gain/loss			Total	
					Short Term	Market Long Term	Translation	Short Term	Long Term
Foreign Exchange									
Foreign exchange									
18 Aug 02 20 Aug 02	Foreign exchange CHF	0 00	- 8 507 88	8,507 88	0 00	0 00	0 00	0 00	0 00
11 Feb 02 14 Feb 02	Foreign exchange CHF	0 00	- 20 054 83	20,223 99	0 00	0 00	169 08	169 08	0 00
9 Aug 02 14 Aug 02	Foreign exchange CHF	0 00	- 151,217 40	150 592 67	0 00	0 00	- 824 73	- 824 73	0 00
7 Feb 02 12 Feb 02	Foreign exchange CHF	0 00	- 86,268 29	85,997 60	0 00	0 00	- 270 89	- 270 89	0 00
5 Feb 02 7 Feb 02	Foreign exchange CHF	0 00	- 11 193 31	11,183 31	0 00	0 00	0 00	0 00	0 00
14 Feb 02 19 Feb 02	Foreign exchange CHF	0 00	- 123,172 93	123 172 93	0 00	0 00	0 00	0 00	0 00
20 Apr 02 2 May 02	Foreign exchange CHF	0 00	- 12 566 67	12,566 67	0 00	0 00	0 00	0 00	0 00
8 Aug 02 12 Aug 02	Foreign exchange CHF	0 00	- 2,743 18	2,743 18	0 00	0 00	0 00	0 00	0 00
27 Feb 02 4 Mar 02	Foreign exchange CHF	0 00	- 10 212 85	10,217 85	0 00	0 00	5 10	5 10	0 00
15 Apr 02 18 Apr 02	Foreign exchange CHF	0 00	- 89,704 84	89 128 74	0 00	0 00	- 578 10	- 578 10	0 00
8 Feb 02 13 Feb 02	Foreign exchange CHF	0 00	- 127 872 28	127,344 33	0 00	0 00	- 327 93	- 327 93	0 00

4/19

◆ Realized Gain/Loss Detail - Taxable

Trade Date Settle Date	Security Description Acquisition Date	Shares/Par	Proceeds	Cost	Realized gain/loss			Total	
					Short Term	Market Long Term	Translation	Short Term	Long Term
Foreign Exchange									
Foreign exchange									
6 Jun 02 10 Jun 02	Foreign exchange CHF	0 00	- 3,032 88	3,032 88	0 00	0 00	0 00	0 00	0 00
3 Dec 02 6 Dec 02	Foreign exchange CHF	0 00	- 118,941 67	118,513 27	0 00	0 00	- 428 40	- 428 40	0 00
20 Mar 02 20 Jun 02	Foreign exchange CHF	0 00	- 187,911 79	174,938 20	0 00	0 00	- 12,975 59	- 12,975 59	0 00
18 Apr 02 22 Apr 02	Foreign exchange CHF	0 00	- 8,057 46	8,057 46	0 00	0 00	0 00	0 00	0 00
18 Apr 02 18 Apr 02	Foreign exchange CHF	0 00	- 1,862 50	1,862 50	0 00	0 00	0 00	0 00	0 00
8 Mar 02 8 Mar 02	Foreign exchange CHF	0 00	- 7 865 34	7 865 34	0 00	0 00	0 00	0 00	0 00
8 Aug 02 12 Aug 02	Foreign exchange CHF	0 00	- 6,383 12	6 383 12	0 00	0 00	0 00	0 00	0 00
6 Feb 02 8 Feb 02	Foreign exchange CHF	0 00	- 11 267 52	11,267 52	0 00	0 00	0 00	0 00	0 00
25 Oct 02 30 Oct 02	Foreign exchange CHF	0 00	- 151,214 18	148,757 18	0 00	0 00	- 1,456 87	- 1,456 87	0 00
7 May 02 10 May 02	Foreign exchange CHF	0 00	- 18,429 29	18,429 29	0 00	0 00	0 00	0 00	0 00
18 Apr 02 18 Apr 02	Foreign exchange CHF	0 00	- 311 67	311 67	0 00	0 00	0 00	0 00	0 00

429

◆ Realized Gain/Loss Detail - Taxable

Trade Date Settle Date	Security Description Acquisition Date	Shares/Par	Proceeds	Cost	Realized gain/loss			Total	
					Short Term	Market Long Term	Translation	Short Term	Long Term
Foreign Exchange									
Foreign exchange									
8 Aug 02 12 Aug 02	Foreign exchange CHF	0 00	- 4,357 93	4,357 93	0 00	0 00	0 00	0 00	0 00
18 Apr 02 19 Apr 02	Foreign exchange CHF	0 00	- 138,075 90	134,731 08	0 00	0 00	- 1,344 82	- 1,344 82	0 00
25 Mar 02 27 Mar 02	Foreign exchange CHF	0 00	- 215,428 89	215,428 89	0 00	0 00	0 00	0 00	0 00
8 Aug 02 12 Aug 02	Foreign exchange CHF	0 00	- 844 97	844 97	0 00	0 00	0 00	0 00	0 00
18 Sep 02 19 Dec 02	Foreign exchange CHF	0 00	- 318,412 61	301 858 04	0 00	0 00	- 18,558 57	- 18,558 57	0 00
31 Jul 02 5 Aug 02	Foreign exchange CHF	0 00	- 18,131 84	17,942 00	0 00	0 00	- 189 84	- 189 84	0 00
21 Mar 02 25 Mar 02	Foreign exchange CHF	0 00	- 440 528 84	440,528 84	0 00	0 00	0 00	0 00	0 00
27 Mar 02 2 Apr 02	Foreign exchange CHF	0 00	- 11,258 31	11 258 31	0 00	0 00	0 00	0 00	0 00
4 Dec 02 8 Dec 02	Foreign exchange CHF	0 00	- 22,581 80	22,377 71	0 00	0 00	- 183 89	- 183 89	0 00
Total Swiss franc sales			- 2,825,328 58	2,590,564 08	0 00	0 00	- 34,782 50	- 34,782 50	0 00
United States dollar sales									
22 May 02 24 May 02	Foreign exchange USD	0 00	- 19,171 18	19 171 18	0 00	0 00	0 00	0 00	0 00

125

◆ Realized Gain/Loss Detail - Taxable

Trade Date Settle Date	Security Description Acquisition Date	Shares/Par	Proceeds	Cost	Realized gain/loss			Total	
					Short Term	Market Long Term	Translation	Short Term	Long Term
Foreign Exchange									
Foreign exchange									
8 Nov 02 13 Nov 02	Foreign exchange USD	0 00	- 188,374 65	188,374 65	0 00	0 00	0 00	0 00	0 00
21 Mar 02 25 Mar 02	Foreign exchange USD	0 00	- 38,781 71	38,781 71	0 00	0 00	0 00	0 00	0 00
13 Dec 02 17 Dec 02	Foreign exchange USD	0 00	- 84,682 78	84,682 78	0 00	0 00	0 00	0 00	0 00
1 Aug 02 8 Aug 02	Foreign exchange USD	0 00	- 312,213 28	312,213 28	0 00	0 00	0 00	0 00	0 00
30 Apr 02 3 May 02	Foreign exchange USD	0 00	- 8,108 82	8,108 82	0 00	0 00	0 00	0 00	0 00
22 Feb 02 27 Feb 02	Foreign exchange USD	0 00	- 10,903 35	10,903 35	0 00	0 00	0 00	0 00	0 00
8 Aug 02 13 Aug 02	Foreign exchange USD	0 00	- 5,279 34	5,279 34	0 00	0 00	0 00	0 00	0 00
8 Mar 02 13 Mar 02	Foreign exchange USD	0 00	- 27,209 57	27,209 57	0 00	0 00	0 00	0 00	0 00
20 Jun 02 25 Jun 02	Foreign exchange USD	0 00	- 54,555 55	54,555 55	0 00	0 00	0 00	0 00	0 00
29 Jul 02 1 Aug 02	Foreign exchange USD	0 00	- 10,818 32	10,818 32	0 00	0 00	0 00	0 00	0 00
18 Jul 02 19 Jul 02	Foreign exchange USD	0 00	- 10,416 48	10,416 48	0 00	0 00	0 00	0 00	0 00

422

◆ Realized Gain/Loss Detail - Taxable

Trade Date Settle Date	Security Description Acquisition Date	Shares/Par	Proceeds	Cost	Realized gain/loss			Total	
					Short Term	Market Long Term	Translation	Short Term	Long Term
<i>Foreign Exchange</i>									
Foreign exchange									
12 Feb 02 15 Feb 02	Foreign exchange USD	0 00	- 54,255 81	54,255 81	0 00	0 00	0 00	0 00	0 00
7 Feb 02 12 Feb 02	Foreign exchange USD	0 00	- 31,358 78	31,358 78	0 00	0 00	0 00	0 00	0 00
4 Jun 02 7 Jun 02	Foreign exchange USD	0 00	- 24,057 84	24,057 84	0 00	0 00	0 00	0 00	0 00
28 Jul 02 30 Jul 02	Foreign exchange USD	0 00	- 133,971 75	133,971 75	0 00	0 00	0 00	0 00	0 00
29 Jul 02 31 Jul 02	Foreign exchange USD	0 00	- 37,778 80	37,778 80	0 00	0 00	0 00	0 00	0 00
18 Sep 02 19 Sep 02	Foreign exchange USD	0 00	- 12,315 05	12,315 05	0 00	0 00	0 00	0 00	0 00
19 Apr 02 23 Apr 02	Foreign exchange USD	0 00	- 7,769 37	7,769 37	0 00	0 00	0 00	0 00	0 00
8 Aug 02 8 Aug 02	Foreign exchange USD	0 00	- 20,308 72	20,308 72	0 00	0 00	0 00	0 00	0 00
1 Jul 02 3 Jul 02	Foreign exchange USD	0 00	- 15,569 81	15,569 81	0 00	0 00	0 00	0 00	0 00
5 Mar 02 7 Mar 02	Foreign exchange USD	0 00	- 8,155 01	8,155 01	0 00	0 00	0 00	0 00	0 00
20 Mar 02 20 Jun 02	Foreign exchange USD	0 00	- 2,317 09	2,317 09	0 00	0 00	0 00	0 00	0 00

423

◆ Realized Gain/Loss Detail - Taxable

Trade Date Settle Date	Security Description Acquisition Date	Shares/Par	Proceeds	Cost	Realized gain/loss			Total	
					Short Term	Market Long Term	Translation	Short Term	Long Term
Foreign Exchange									
Foreign exchange									
18 Jun 02 20 Jun 02	Foreign exchange USD	0 00	- 21,814 30	21,814 30	0 00	0 00	0 00	0 00	0 00
24 Jan 02 28 Jan 02	Foreign exchange USD	0 00	- 21,111 32	21,111 32	0 00	0 00	0 00	0 00	0 00
22 Mar 02 27 Mar 02	Foreign exchange USD	0 00	- 79,475 80	79,475 80	0 00	0 00	0 00	0 00	0 00
31 Jul 02 2 Aug 02	Foreign exchange USD	0 00	- 18,388 57	18,388 57	0 00	0 00	0 00	0 00	0 00
15 Jan 02 18 Jan 02	Foreign exchange USD	0 00	- 18,256 59	18,256 59	0 00	0 00	0 00	0 00	0 00
15 Feb 02 20 Feb 02	Foreign exchange USD	0 00	- 5,880 01	5,880 01	0 00	0 00	0 00	0 00	0 00
9 Jan 02 14 Jan 02	Foreign exchange USD	0 00	- 77,382 89	77,382 89	0 00	0 00	0 00	0 00	0 00
9 Aug 02 13 Aug 02	Foreign exchange USD	0 00	- 18,528 28	18,528 28	0 00	0 00	0 00	0 00	0 00
18 Nov 02 21 Nov 02	Foreign exchange USD	0 00	- 66,252 13	66,252 13	0 00	0 00	0 00	0 00	0 00
7 Mar 02 11 Mar 02	Foreign exchange USD	0 00	- 21,581 20	21,581 20	0 00	0 00	0 00	0 00	0 00
7 Aug 02 9 Aug 02	Foreign exchange USD	0 00	- 47,874 27	47,874 27	0 00	0 00	0 00	0 00	0 00

427

JAN 02 31 DEC 02

◆ Realized Gain/Loss Detail - Taxable

Trade Date Settle Date	Security Description Acquisition Date	Shares/Par	Proceeds	Cost	Realized gain/loss			Total	
					Short Term	Market Long Term	Translation	Short Term	Long Term
Foreign Exchange									
12 Aug 02 12 Aug 02	Foreign exchange USD	0 00	- 158 890 09	158,890 09	0 00	0 00	0 00	0 00	0 00
5 Aug 02 7 Aug 02	Foreign exchange USD	0 00	- 14 372 95	14,372 95	0 00	0 00	0 00	0 00	0 00
18 Mar 02 20 Mar 02	Foreign exchange USD	0 00	- 8 292 48	8 292 48	0 00	0 00	0 00	0 00	0 00
22 Feb 02 28 Feb 02	Foreign exchange USD	0 00	- 21 144 84	21,144 84	0 00	0 00	0 00	0 00	0 00
12 Aug 02 14 Aug 02	Foreign exchange USD	0 00	- 1 054 63	1,054 63	0 00	0 00	0 00	0 00	0 00
7 Feb 02 15 Feb 02	Foreign exchange USD	0 00	- 42,481 67	42 481 67	0 00	0 00	0 00	0 00	0 00
14 Jun 02 18 Jun 02	Foreign exchange USD	0 00	- 40,152 70	40,152 70	0 00	0 00	0 00	0 00	0 00
12 Nov 02 15 Nov 02	Foreign exchange USD	0 00	- 23,093 00	23,093 00	0 00	0 00	0 00	0 00	0 00
19 Jun 02 21 Jun 02	Foreign exchange USD	0 00	- 21,400 49	21,400 49	0 00	0 00	0 00	0 00	0 00
8 Sep 02 11 Sep 02	Foreign exchange USD	0 00	- 87,518 33	87 518 33	0 00	0 00	0 00	0 00	0 00
28 Nov 02 29 Nov 02	Foreign exchange USD	0 00	- 58 392 47	58,392 47	0 00	0 00	0 00	0 00	0 00

435

◆ Realized Gain/Loss Detail - Taxable

Realized gain/loss _____
 Market _____
 Short Term _____
 Long Term _____
 Total _____

Foreign Exchange

Foreign exchange

Trade Date	Security Description	Shares/Par	Proceeds	Cost	Short Term	Market	Short Term	Long Term	Settle Date	Acquisition Date
28 Feb 02	Foreign exchange	USD	0 00	- 5,887 92	5,887 92	0 00	0 00	0 00	1 Mar 02	28 Feb 02
14 Nov 02	Foreign exchange	USD	0 00	- 10 644 17	10,644 17	0 00	0 00	0 00	18 Nov 02	14 Nov 02
24 Jan 02	Foreign exchange	USD	0 00	- 29,438 60	29,438 60	0 00	0 00	0 00	24 Jan 02	24 Jan 02
18 Sep 02	Foreign exchange	USD	0 00	- 12,524 20	12,524 20	0 00	0 00	0 00	18 Sep 02	24 Sep 02
25 Mar 02	Foreign exchange	USD	0 00	- 63,882 34	63,882 34	0 00	0 00	0 00	27 Mar 02	25 Mar 02
18 Oct 02	Foreign exchange	USD	0 00	- 11,551 07	11,551 07	0 00	0 00	0 00	23 Oct 02	18 Oct 02
1 May 02	Foreign exchange	USD	0 00	- 8,191 83	8,191 83	0 00	0 00	0 00	3 May 02	1 May 02
8 Jan 02	Foreign exchange	USD	0 00	- 45,251 00	45,251 00	0 00	0 00	0 00	10 Jan 02	8 Jan 02
11 Oct 01	Foreign exchange	USD	0 00	- 300,000 00	300,000 00	0 00	0 00	0 00	15 Jan 02	11 Oct 01
10 Sep 02	Foreign exchange	USD	0 00	- 30,311 88	30,311 88	0 00	0 00	0 00	12 Sep 02	10 Sep 02
23 Jul 02	Foreign exchange	USD	0 00	- 7,280 33	7,280 33	0 00	0 00	0 00	26 Jul 02	23 Jul 02

924



Realized Gain/Loss Detail - Taxable

Realized gain/loss _____
 Market _____
 Short Term _____
 Translation _____
 Short Term _____
 Long Term _____
 Total _____

Trade Date Security Description Shares/Par Proceeds Cost Short Term Long Term

Foreign Exchange

Trade Date	Security Description	Shares/Par	Proceeds	Cost	Short Term	Long Term	Realized gain/loss
11 Feb 02	Foreign exchange USD	0 00	- 21,892 57	21,892 57	0 00	0 00	0 00
14 Feb 02	Foreign exchange USD	0 00	0 00	0 00	0 00	0 00	0 00
17 Jan 02	Foreign exchange USD	0 00	- 23,422 88	23,422 88	0 00	0 00	0 00
22 Apr 02	Foreign exchange USD	0 00	- 21,987 86	21,987 86	0 00	0 00	0 00
25 Apr 02	Foreign exchange USD	0 00	0 00	0 00	0 00	0 00	0 00
14 May 02	Foreign exchange USD	0 00	- 20,991 67	20,991 67	0 00	0 00	0 00
17 May 02	Foreign exchange USD	0 00	0 00	0 00	0 00	0 00	0 00
27 Feb 02	Foreign exchange USD	0 00	- 10,798 27	10,798 27	0 00	0 00	0 00
1 Mar 02	Foreign exchange USD	0 00	0 00	0 00	0 00	0 00	0 00
23 Sep 02	Foreign exchange USD	0 00	- 5,115 48	5,115 48	0 00	0 00	0 00
14 Mar 02	Foreign exchange USD	0 00	- 41,984 69	41,984 69	0 00	0 00	0 00
5 Aug 02	Foreign exchange USD	0 00	- 26,043 85	26,043 85	0 00	0 00	0 00
7 Aug 02	Foreign exchange USD	0 00	0 00	0 00	0 00	0 00	0 00
2 Dec 02	Foreign exchange USD	0 00	- 80,895 32	80,895 32	0 00	0 00	0 00
5 Dec 02	Foreign exchange USD	0 00	0 00	0 00	0 00	0 00	0 00
7 Feb 02	Foreign exchange USD	0 00	- 201,764 78	201,764 78	0 00	0 00	0 00
13 Feb 02	Foreign exchange USD	0 00	0 00	0 00	0 00	0 00	0 00
18 Aug 02	Foreign exchange USD	0 00	- 188,000 00	188,000 00	0 00	0 00	0 00
19 Dec 02	Foreign exchange USD	0 00	0 00	0 00	0 00	0 00	0 00

427

Realized Gain/Loss Detail - Taxable

Realized gain/loss _____
 Market _____
 Short Term _____ Translation _____ Long Term _____ Total _____
 Trade Date Security Description Shares/Par Proceeds Cost Short Term Long Term

Foreign Exchange

Foreign exchange

15 May 02	Foreign exchange	USD	0.00	- 13,207.97	13,207.97	0.00	0.00	0.00	0.00
13 Dec 02	Foreign exchange	USD	0.00	- 8,004.80	8,004.80	0.00	0.00	0.00	0.00
18 Jul 02	Foreign exchange	USD	0.00	- 25,123.21	25,123.21	0.00	0.00	0.00	0.00
28 Feb 02	Foreign exchange	USD	0.00	- 7,578.71	7,578.71	0.00	0.00	0.00	0.00
8 Aug 02	Foreign exchange	USD	0.00	- 11,151.04	11,151.04	0.00	0.00	0.00	0.00
28 Aug 02	Foreign exchange	USD	0.00	- 228,801.58	228,801.58	0.00	0.00	0.00	0.00
17 Sep 02	Foreign exchange	USD	0.00	- 37,438.24	37,438.24	0.00	0.00	0.00	0.00
12 Mar 02	Foreign exchange	USD	0.00	- 115,984.81	115,984.81	0.00	0.00	0.00	0.00
16 Apr 02	Foreign exchange	USD	0.00	- 13,454.80	13,454.80	0.00	0.00	0.00	0.00
15 May 02	Foreign exchange	USD	0.00	- 28,022.27	28,022.27	0.00	0.00	0.00	0.00
7 Aug 02	Foreign exchange	USD	0.00	- 5,182.37	5,182.37	0.00	0.00	0.00	0.00

824

◆ Realized Gain/Loss Detail - Taxable

Trade Date Settle Date	Security Description Acquisition Date	Shares/Par	Proceeds	Cost	Realized gain/loss			Total	
					Short Term	Market Long Term	Translation	Short Term	Long Term
<i>Foreign Exchange</i>									
Foreign exchange									
5 Sep 02 10 Sep 02	Foreign exchange USD	0 00	- 31,338 69	31,338 69	0 00	0 00	0 00	0 00	0 00
13 May 02 15 May 02	Foreign exchange USD	0 00	- 8,133 34	8,133 34	0 00	0 00	0 00	0 00	0 00
18 Apr 02 23 Apr 02	Foreign exchange USD	0 00	- 7,164 18	7,164 18	0 00	0 00	0 00	0 00	0 00
30 Jul 02 2 Aug 02	Foreign exchange USD	0 00	- 61,783 75	61,783 75	0 00	0 00	0 00	0 00	0 00
15 Jan 02 18 Jan 02	Foreign exchange USD	0 00	- 37,526 38	37,526 38	0 00	0 00	0 00	0 00	0 00
15 Oct 02 17 Oct 02	Foreign exchange USD	0 00	- 786 03	786 03	0 00	0 00	0 00	0 00	0 00
10 Jul 02 15 Jul 02	Foreign exchange USD	0 00	- 6,210 36	6,210 36	0 00	0 00	0 00	0 00	0 00
10 Sep 02 13 Sep 02	Foreign exchange USD	0 00	- 26,406 38	26,406 38	0 00	0 00	0 00	0 00	0 00
14 Feb 02 15 Feb 02	Foreign exchange USD	0 00	- 19,719 60	19,719 60	0 00	0 00	0 00	0 00	0 00
27 Feb 02 4 Mar 02	Foreign exchange USD	0 00	- 1,490 82	1,490 82	0 00	0 00	0 00	0 00	0 00
11 Apr 02 15 Apr 02	Foreign exchange USD	0 00	- 8,120 81	8,120 81	0 00	0 00	0 00	0 00	0 00

429

◆ Realized Gain/Loss Detail - Taxable

Trade Date Settle Date	Security Description Acquisition Date	Shares/Par	Proceeds	Cost	Realized gain/loss			Total	
					Short Term	Market Long Term	Translation	Short Term	Long Term
Foreign Exchange									
Foreign exchange									
20 May 02 22 May 02	Foreign exchange USD	0 00	- 46,523 64	46,523 64	0 00	0 00	0 00	0 00	0 00
26 Jun 02 1 Jul 02	Foreign exchange USD	0 00	- 11,478 35	11,478 35	0 00	0 00	0 00	0 00	0 00
31 Jul 02 2 Aug 02	Foreign exchange USD	0 00	- 8 811 19	8 811 19	0 00	0 00	0 00	0 00	0 00
20 Feb 02 22 Feb 02	Foreign exchange USD	0 00	- 5,778 84	5,778 84	0 00	0 00	0 00	0 00	0 00
8 Mar 02 13 Mar 02	Foreign exchange USD	0 00	- 98,488 44	98 488 44	0 00	0 00	0 00	0 00	0 00
18 Apr 02 23 Apr 02	Foreign exchange USD	0 00	- 1 888 49	1 888 49	0 00	0 00	0 00	0 00	0 00
16 Jul 02 18 Jul 02	Foreign exchange USD	0 00	- 15,523 47	15,523 47	0 00	0 00	0 00	0 00	0 00
26 Jul 02 28 Jul 02	Foreign exchange USD	0 00	- 681 21	681 21	0 00	0 00	0 00	0 00	0 00
9 Apr 02 12 Apr 02	Foreign exchange USD	0 00	- 21,148 21	21,148 21	0 00	0 00	0 00	0 00	0 00
2 Aug 02 7 Aug 02	Foreign exchange USD	0 00	- 17,181 78	17,181 78	0 00	0 00	0 00	0 00	0 00
9 Dec 02 12 Dec 02	Foreign exchange USD	0 00	- 73,149 21	73,149 21	0 00	0 00	0 00	0 00	0 00

430

TAN 02 31 DEC 02

◆ Realized Gain/Loss Detail - Taxable

Trade Date Settle Date	Security Description Acquisition Date	Shares/Par	Proceeds	Cost	Realized gain/loss			Total	
					Short Term	Market Long Term	Translation	Short Term	Long Term
Foreign Exchange									
Foreign exchange									
31 Jul 02 5 Aug 02	Foreign exchange USD	0 00	- 18,377 93	18,377 93	0 00	0 00	0 00	0 00	0 00
18 Sep 02 23 Sep 02	Foreign exchange USD	0 00	- 16,555 81	16,555 81	0 00	0 00	0 00	0 00	0 00
28 May 02 30 May 02	Foreign exchange USD	0 00	- 5,093 25	5,093 25	0 00	0 00	0 00	0 00	0 00
5 Jun 02 7 Jun 02	Foreign exchange USD	0 00	- 7,851 23	7,851 23	0 00	0 00	0 00	0 00	0 00
18 Sep 02 19 Sep 02	Foreign exchange USD	0 00	- 13,921 27	13,921 27	0 00	0 00	0 00	0 00	0 00
18 Sep 02 23 Sep 02	Foreign exchange USD	0 00	- 14,459 05	14,459 05	0 00	0 00	0 00	0 00	0 00
9 Jan 02 11 Jan 02	Foreign exchange USD	0 00	- 21,114 83	21,114 83	0 00	0 00	0 00	0 00	0 00
18 Jul 02 19 Jul 02	Foreign exchange USD	0 00	- 11,248 58	11,248 58	0 00	0 00	0 00	0 00	0 00
28 Feb 02 5 Mar 02	Foreign exchange USD	0 00	- 34,816 17	34,816 17	0 00	0 00	0 00	0 00	0 00
22 Mar 02 27 Mar 02	Foreign exchange USD	0 00	- 14,877 51	14,877 51	0 00	0 00	0 00	0 00	0 00
30 Jan 02 4 Feb 02	Foreign exchange USD	0 00	- 23,383 46	23,383 46	0 00	0 00	0 00	0 00	0 00

431

◆ Realized Gain/Loss Detail - Taxable

Trade Date Settle Date	Security Description Acquisition Date	Shares/Par	Proceeds	Cost	Realized gain/loss			Total	
					Short Term	Market Long Term	Translation	Short Term	Long Term
Foreign Exchange									
Foreign exchange									
20 Feb 02 22 Feb 02	Foreign exchange USD	0 00	- 52,588 28	52 588 28	0 00	0 00	0 00	0 00	0 00
18 Sep 02 24 Sep 02	Foreign exchange USD	0 00	- 8,418 72	8,418 72	0 00	0 00	0 00	0 00	0 00
30 Jan 02 4 Apr 02	Foreign exchange USD	0 00	- 348,484 47	348,484 47	0 00	0 00	0 00	0 00	0 00
15 Apr 02 18 Apr 02	Foreign exchange USD	0 00	- 7,035 17	7,035 17	0 00	0 00	0 00	0 00	0 00
5 Aug 02 8 Aug 02	Foreign exchange USD	0 00	- 54,305 82	54 305 82	0 00	0 00	0 00	0 00	0 00
8 Sep 02 9 Sep 02	Foreign exchange USD	0 00	- 1,489 21	1,489 21	0 00	0 00	0 00	0 00	0 00
1 Aug 02 5 Aug 02	Foreign exchange USD	0 00	- 12,692 23	12,692 23	0 00	0 00	0 00	0 00	0 00
28 Jan 02 30 Jan 02	Foreign exchange USD	0 00	- 28,479 88	28,479 88	0 00	0 00	0 00	0 00	0 00
8 Nov 02 13 Nov 02	Foreign exchange USD	0 00	- 18,755 88	18,755 88	0 00	0 00	0 00	0 00	0 00
25 Oct 02 30 Oct 02	Foreign exchange USD	0 00	- 18,291 02	18,291 02	0 00	0 00	0 00	0 00	0 00
13 Nov 02 18 Nov 02	Foreign exchange USD	0 00	- 5,335 04	5,335 04	0 00	0 00	0 00	0 00	0 00

432

◆ **Realized Gain/Loss Detail - Taxable**

Realized gain/loss _____
 Market _____
 Short Term _____
 Long Term _____
 Total _____

Foreign Exchange

Foreign exchange

Trade Date	Security Description	Shares/Par	Proceeds	Cost	Short Term	Long Term	Translation	Short Term	Long Term
7 Oct 02	Foreign exchange USD	0 00	- 5,355 43	5 355 43	0 00	0 00	0 00	0 00	0 00
20 Feb 02	Foreign exchange USD	0 00	- 30,219 93	30 219 93	0 00	0 00	0 00	0 00	0 00
21 Jun 02	Foreign exchange USD	0 00	21,384 17	21,384 17	0 00	0 00	0 00	0 00	0 00
7 Nov 02	Foreign exchange USD	0 00	- 42,388 16	42,388 16	0 00	0 00	0 00	0 00	0 00
8 Aug 02	Foreign exchange USD	0 00	- 32,613 18	32,613 16	0 00	0 00	0 00	0 00	0 00
12 Aug 02	Foreign exchange USD	0 00	- 18,053 81	18,053 81	0 00	0 00	0 00	0 00	0 00
3 Jul 02	Foreign exchange USD	0 00	- 121,956 34	121,956 34	0 00	0 00	0 00	0 00	0 00
4 Mar 02	Foreign exchange USD	0 00	- 82,807 55	82,807 55	0 00	0 00	0 00	0 00	0 00
29 Jul 02	Foreign exchange USD	0 00	- 5,787 08	5,787 08	0 00	0 00	0 00	0 00	0 00
31 Jul 02	Foreign exchange USD	0 00	- 5,787 08	5,787 08	0 00	0 00	0 00	0 00	0 00
11 Mar 02	Foreign exchange USD	0 00	- 13,412 85	13,412 85	0 00	0 00	0 00	0 00	0 00
15 Aug 02	Foreign exchange USD	0 00	- 85,513 34	85 513 34	0 00	0 00	0 00	0 00	0 00

334

◆ Realized Gain/Loss Detail - Taxable

Trade Date Settle Date	Security Description Acquisition Date	Shares/Par	Proceeds	Cost	Realized gain/loss			Total	
					Short Term	Market Long Term	Translation	Short Term	Long Term
Foreign Exchange									
Foreign exchange									
5 Sep 02 8 Sep 02	Foreign exchange USD	0 00	- 58,150 88	58,150 88	0 00	0 00	0 00	0 00	0 00
28 Mar 02 28 Mar 02	Foreign exchange USD	0 00	- 1,580 58	1,580 58	0 00	0 00	0 00	0 00	0 00
15 Feb 02 20 Feb 02	Foreign exchange USD	0 00	- 10 083 01	10 083 01	0 00	0 00	0 00	0 00	0 00
23 Aug 02 27 Aug 02	Foreign exchange USD	0 00	- 89,281 87	89,281 87	0 00	0 00	0 00	0 00	0 00
21 May 02 24 May 02	Foreign exchange USD	0 00	- 82 018 50	82,018 50	0 00	0 00	0 00	0 00	0 00
28 Jul 02 30 Jul 02	Foreign exchange USD	0 00	- 24,370 87	24,370 87	0 00	0 00	0 00	0 00	0 00
5 Mar 02 8 Mar 02	Foreign exchange USD	0 00	- 27,257 84	27,257 84	0 00	0 00	0 00	0 00	0 00
20 Dec 02 27 Dec 02	Foreign exchange USD	0 00	- 7,838 88	7 838 88	0 00	0 00	0 00	0 00	0 00
18 Sep 02 20 Sep 02	Foreign exchange USD	0 00	- 21,589 84	21,589 84	0 00	0 00	0 00	0 00	0 00
17 Apr 02 22 Apr 02	Foreign exchange USD	0 00	- 290,742 80	290,742 80	0 00	0 00	0 00	0 00	0 00
25 Mar 02 28 Mar 02	Foreign exchange USD	0 00	- 14,748 63	14,748 63	0 00	0 00	0 00	0 00	0 00

434

◆ Realized Gain/Loss Detail - Taxable

Trade Date Settle Date	Security Description Acquisition Date	Shares/Par	Proceeds	Cost	Realized gain/loss			Total	
					Short Term	Market Long Term	Translation	Short Term	Long Term
<i>Foreign Exchange</i>									
Foreign exchange									
8 Jan 02 11 Jan 02	Foreign exchange USD	0 00	- 10 273 16	10,273 16	0 00	0 00	0 00	0 00	0 00
18 May 02 21 May 02	Foreign exchange USD	0 00	- 32,851 17	32,851 17	0 00	0 00	0 00	0 00	0 00
8 May 02 8 May 02	Foreign exchange USD	0 00	- 7 927 52	7 927 52	0 00	0 00	0 00	0 00	0 00
14 May 02 17 May 02	Foreign exchange USD	0 00	- 5,578 88	5,578 88	0 00	0 00	0 00	0 00	0 00
31 May 02 5 Jun 02	Foreign exchange USD	0 00	- 12,127 06	12 127 06	0 00	0 00	0 00	0 00	0 00
11 Apr 02 16 Apr 02	Foreign exchange USD	0 00	- 64,197 53	64,197 53	0 00	0 00	0 00	0 00	0 00
18 Oct 02 22 Oct 02	Foreign exchange USD	0 00	- 34 766 35	34 766 35	0 00	0 00	0 00	0 00	0 00
13 Nov 02 18 Nov 02	Foreign exchange USD	0 00	- 53,760 07	53,760 07	0 00	0 00	0 00	0 00	0 00
10 Oct 02 15 Oct 02	Foreign exchange USD	0 00	- 12,002 52	12 002 52	0 00	0 00	0 00	0 00	0 00
18 Apr 02 19 Apr 02	Foreign exchange USD	0 00	- 131,616 88	131 616 88	0 00	0 00	0 00	0 00	0 00
9 Jan 02 14 Jan 02	Foreign exchange USD	0 00	- 11,104 48	11,104 48	0 00	0 00	0 00	0 00	0 00

435

◆ Realized Gain/Loss Detail - Taxable

Trade Date Settle Date	Security Description Acquisition Date	Shares/Par	Proceeds	Cost	Realized gain/loss			Total	
					Short Term	Market Long Term	Translation	Short Term	Long Term
Foreign Exchange									
Foreign exchange									
18 Sep 02 23 Sep 02	Foreign exchange USD	0 00	- 11,907 07	11,907 07	0 00	0 00	0 00	0 00	0 00
18 Sep 02 23 Sep 02	Foreign exchange USD	0 00	- 8,163 22	8,163 22	0 00	0 00	0 00	0 00	0 00
23 Sep 02 25 Sep 02	Foreign exchange USD	0 00	- 4,138 37	4,138 37	0 00	0 00	0 00	0 00	0 00
23 Dec 02 30 Dec 02	Foreign exchange USD	0 00	- 5,220 28	5,220 28	0 00	0 00	0 00	0 00	0 00
29 Jan 02 31 Jan 02	Foreign exchange USD	0 00	- 247,809 15	247,809 15	0 00	0 00	0 00	0 00	0 00
20 Nov 02 25 Nov 02	Foreign exchange USD	0 00	- 47,988 23	47,988 23	0 00	0 00	0 00	0 00	0 00
27 Dec 02 31 Dec 02	Foreign exchange USD	0 00	- 13,749 72	13,749 72	0 00	0 00	0 00	0 00	0 00
11 Feb 02 13 Feb 02	Foreign exchange USD	0 00	- 19,851 88	19,851 88	0 00	0 00	0 00	0 00	0 00
12 Nov 02 14 Nov 02	Foreign exchange USD	0 00	- 22,467 44	22,467 44	0 00	0 00	0 00	0 00	0 00
29 Jan 02 1 Feb 02	Foreign exchange USD	0 00	- 88,588 75	88,588 75	0 00	0 00	0 00	0 00	0 00
1 Oct 02 4 Oct 02	Foreign exchange USD	0 00	- 5,191 91	5,191 91	0 00	0 00	0 00	0 00	0 00

436

◆ Realized Gain/Loss Detail - Taxable

Trade Date Settle Date	Security Description Acquisition Date	Shares/Par	Proceeds	Cost	Realized gain/loss			Total	
					Short Term	Market Long Term	Translation	Short Term	Long Term
<i>Foreign Exchange</i>									
Foreign exchange									
29 May 02 31 May 02	Foreign exchange USD	0 00	- 5 087 45	5,087 45	0 00	0 00	0 00	0 00	0 00
12 Apr 02 17 Apr 02	Foreign exchange USD	0 00	- 18,394 42	18 394 42	0 00	0 00	0 00	0 00	0 00
27 Mar 02 1 Apr 02	Foreign exchange USD	0 00	- 85,125 20	85,125 20	0 00	0 00	0 00	0 00	0 00
14 Jan 02 17 Jan 02	Foreign exchange USD	0 00	- 15,844 58	15 844 58	0 00	0 00	0 00	0 00	0 00
7 Mar 02 11 Mar 02	Foreign exchange USD	0 00	- 2 891 81	2,891 81	0 00	0 00	0 00	0 00	0 00
26 Sep 01 28 Mar 02	Foreign exchange USD	0 00	- 280 000 00	280,000 00	0 00	0 00	0 00	0 00	0 00
8 Feb 02 11 Feb 02	Foreign exchange USD	0 00	- 10 289 46	10 289 48	0 00	0 00	0 00	0 00	0 00
14 Nov 02 18 Nov 02	Foreign exchange USD	0 00	- 8,118 90	8,118 90	0 00	0 00	0 00	0 00	0 00
12 Dec 02 17 Dec 02	Foreign exchange USD	0 00	- 7 154 08	7,154 08	0 00	0 00	0 00	0 00	0 00
30 May 02 8 Jun 02	Foreign exchange USD	0 00	- 33,125 52	33,125 52	0 00	0 00	0 00	0 00	0 00
8 Aug 02 9 Aug 02	Foreign exchange USD	0 00	- 43 075 94	43,075 94	0 00	0 00	0 00	0 00	0 00

437

◆ Realized Gain/Loss Detail - Taxable

Trade Date Settle Date	Security Description Acquisition Date	Shares/Par	Proceeds	Cost	Realized gain/loss			Total	
					Short Term	Market Long Term	Translation	Short Term	Long Term
Foreign Exchange									
13 Mar 02 18 Mar 02	Foreign exchange USD	0 00	- 85,280 12	85,280 12	0 00	0 00	0 00	0 00	0 00
24 Sep 02 26 Sep 02	Foreign exchange USD	0 00	- 14,078 82	14,078 82	0 00	0 00	0 00	0 00	0 00
6 Aug 02 12 Aug 02	Foreign exchange USD	0 00	- 245,978 89	245,978 89	0 00	0 00	0 00	0 00	0 00
5 Feb 02 8 Feb 02	Foreign exchange USD	0 00	- 10,023 75	10,023 75	0 00	0 00	0 00	0 00	0 00
21 Jun 02 25 Jun 02	Foreign exchange USD	0 00	- 7,873 58	7,873 58	0 00	0 00	0 00	0 00	0 00
2 Aug 02 8 Aug 02	Foreign exchange USD	0 00	- 35,791 81	35,791 81	0 00	0 00	0 00	0 00	0 00
26 Jun 02 28 Jun 02	Foreign exchange USD	0 00	- 22,487 83	22,487 83	0 00	0 00	0 00	0 00	0 00
28 Nov 02 29 Nov 02	Foreign exchange USD	0 00	- 8,681 95	8,681 95	0 00	0 00	0 00	0 00	0 00
24 May 02 28 May 02	Foreign exchange USD	0 00	- 28,431 98	28,431 98	0 00	0 00	0 00	0 00	0 00
15 May 02 21 May 02	Foreign exchange USD	0 00	- 42,189 57	42,189 57	0 00	0 00	0 00	0 00	0 00
2 Oct 02 4 Oct 02	Foreign exchange USD	0 00	- 659 31	659 31	0 00	0 00	0 00	0 00	0 00

438

◆ Realized Gain/Loss Detail - Taxable

Trade Date Security Description
 Settle Date Acquisition Date
 Shares/Par Proceeds Cost Short Term Long Term Market Translation Short Term Long Term Total

Foreign Exchange

Foreign exchange

30 Jul 02	Foreign exchange	USD	0.00	- 16,267.13	16,267.13	0.00	0.00	0.00	0.00	0.00
18 Dec 02	Foreign exchange	USD	0.00	- 8,929.72	8,929.72	0.00	0.00	0.00	0.00	0.00
8 May 02	Foreign exchange	USD	0.00	- 14,854.85	14,854.85	0.00	0.00	0.00	0.00	0.00
16 May 02	Foreign exchange	USD	0.00	- 42,195.60	42,195.60	0.00	0.00	0.00	0.00	0.00
22 Jan 02	Foreign exchange	USD	0.00	- 38,083.81	38,083.81	0.00	0.00	0.00	0.00	0.00
28 Jan 02	Foreign exchange	USD	0.00	- 21,145.57	21,145.57	0.00	0.00	0.00	0.00	0.00
19 Dec 02	Foreign exchange	USD	0.00	- 20,233.08	20,233.08	0.00	0.00	0.00	0.00	0.00
12 Apr 02	Foreign exchange	USD	0.00	- 215,126.84	215,126.84	0.00	0.00	0.00	0.00	0.00
12 Nov 02	Foreign exchange	USD	0.00	- 48,602.59	48,602.59	0.00	0.00	0.00	0.00	0.00
7 Jun 02	Foreign exchange	USD	0.00	- 12,823.28	12,823.28	0.00	0.00	0.00	0.00	0.00
15 Feb 02	Foreign exchange	USD	0.00	- 14,197.84	14,197.84	0.00	0.00	0.00	0.00	0.00

6374

◆ Realized Gain/Loss Detail - Taxable

Trade Date Settle Date	Security Description Acquisition Date	Shares/Par	Proceeds	Cost	Realized gain/loss			Total	
					Short Term	Market Long Term	Translation	Short Term	Long Term
Foreign Exchange									
Foreign exchange									
28 Nov 02 29 Nov 02	Foreign exchange USD	0 00	- 17,189 85	17,189 85	0 00	0 00	0 00	0 00	0 00
7 Aug 02 12 Aug 02	Foreign exchange USD	0 00	- 7,328 00	7,328 00	0 00	0 00	0 00	0 00	0 00
25 Jul 02 30 Jul 02	Foreign exchange USD	0 00	- 11,874 72	11,874 72	0 00	0 00	0 00	0 00	0 00
11 Oct 02 15 Oct 02	Foreign exchange USD	0 00	- 24,721 32	24,721 32	0 00	0 00	0 00	0 00	0 00
12 Nov 02 14 Nov 02	Foreign exchange USD	0 00	- 27,132 71	27,132 71	0 00	0 00	0 00	0 00	0 00
18 Oct 02 21 Oct 02	Foreign exchange USD	0 00	- 61,444 25	61,444 25	0 00	0 00	0 00	0 00	0 00
14 May 02 17 May 02	Foreign exchange USD	0 00	- 218,178 75	218,178 75	0 00	0 00	0 00	0 00	0 00
14 Jun 02 18 Jun 02	Foreign exchange USD	0 00	- 55,871 87	55,871 87	0 00	0 00	0 00	0 00	0 00
31 Jul 02 6 Aug 02	Foreign exchange USD	0 00	- 64,180 38	64,180 38	0 00	0 00	0 00	0 00	0 00
31 May 02 5 Jun 02	Foreign exchange USD	0 00	- 6,830 25	6,830 25	0 00	0 00	0 00	0 00	0 00
3 Apr 02 8 Apr 02	Foreign exchange USD	0 00	- 21,487 28	21,487 28	0 00	0 00	0 00	0 00	0 00

447

◆ Realized Gain/Loss Detail - Taxable

Trade Date Settle Date	Security Description Acquisition Date	Shares/Par	Proceeds	Cost	Realized gain/loss			Total	
					Short Term	Market Long Term	Translation	Short Term	Long Term
<i>Foreign Exchange</i>									
Foreign exchange									
28 Apr 02 2 May 02	Foreign exchange USD	0 00	20 214 18	20,214 18	0 00	0 00	0 00	0 00	0 00
27 Mar 02 3 Apr 02	Foreign exchange USD	0 00	- 28 881 48	28 881 48	0 00	0 00	0 00	0 00	0 00
8 Aug 02 8 Aug 02	Foreign exchange USD	0 00	- 35,002 78	35,002 79	0 00	0 00	0 00	0 00	0 00
2 May 02 7 May 02	Foreign exchange USD	0 00	- 6,104 32	6 104 32	0 00	0 00	0 00	0 00	0 00
7 Mar 02 11 Mar 02	Foreign exchange USD	0 00	- 5 992 08	5,992 08	0 00	0 00	0 00	0 00	0 00
4 Mar 02 7 Mar 02	Foreign exchange USD	0 00	- 40,693 58	40,693 58	0 00	0 00	0 00	0 00	0 00
10 May 02 14 May 02	Foreign exchange USD	0 00	- 2,504 82	2,504 82	0 00	0 00	0 00	0 00	0 00
14 May 02 16 May 02	Foreign exchange USD	0 00	- 15 363 24	15 363 24	0 00	0 00	0 00	0 00	0 00
27 Nov 02 28 Nov 02	Foreign exchange USD	0 00	- 21 577 58	21 577 58	0 00	0 00	0 00	0 00	0 00
3 Apr 02 8 Apr 02	Foreign exchange USD	0 00	- 49 589 28	49 589 28	0 00	0 00	0 00	0 00	0 00
28 Apr 02 1 May 02	Foreign exchange USD	0 00	- 39,517 14	39,517 14	0 00	0 00	0 00	0 00	0 00

177

◆ Realized Gain/Loss Detail - Taxable

Trade Date Settle Date	Security Description Acquisition Date	Shares/Par	Proceeds	Cost	Realized gain/loss			Total	
					Short Term	Market Long Term	Translation	Short Term	Long Term
Foreign Exchange									
Foreign exchange									
12 Jul 02 18 Jul 02	Foreign exchange USD	0 00	- 118,009 86	118,009 86	0 00	0 00	0 00	0 00	0 00
8 Aug 02 8 Aug 02	Foreign exchange USD	0 00	- 5,189 86	5,189 86	0 00	0 00	0 00	0 00	0 00
31 Jul 02 1 Aug 02	Foreign exchange USD	0 00	- 5 02	5 02	0 00	0 00	0 00	0 00	0 00
2 May 02 7 May 02	Foreign exchange USD	0 00	- 7 883 37	7,883 37	0 00	0 00	0 00	0 00	0 00
19 Feb 02 22 Feb 02	Foreign exchange USD	0 00	- 25 121 32	25 121 32	0 00	0 00	0 00	0 00	0 00
24 Apr 02 29 Apr 02	Foreign exchange USD	0 00	- 20,864 79	20 864 79	0 00	0 00	0 00	0 00	0 00
15 Jan 02 17 Jan 02	Foreign exchange USD	0 00	- 9,077 05	9,077 05	0 00	0 00	0 00	0 00	0 00
28 Sep 02 1 Oct 02	Foreign exchange USD	0 00	- 5 188 80	5,188 80	0 00	0 00	0 00	0 00	0 00
8 Jan 02 15 Jan 02	Foreign exchange USD	0 00	- 28,912 68	28,912 68	0 00	0 00	0 00	0 00	0 00
11 Jan 02 18 Jan 02	Foreign exchange USD	0 00	- 12,209 28	12,209 28	0 00	0 00	0 00	0 00	0 00
31 Oct 02 6 Nov 02	Foreign exchange USD	0 00	- 183,853 29	183 853 29	0 00	0 00	0 00	0 00	0 00

442

Realized Gain/Loss Detail - Taxable

Trade Date Security Description Settle Date Acquisition Date Shares/Par Proceeds Cost Short Term Long Term Market Realized gain/loss Total

Foreign Exchange

18 Jun 02	Foreign exchange	USD	0 00	- 21,178 83	21,178 83	0 00	0 00	0 00	0 00	0 00
14 Mar 02	Foreign exchange	USD	0 00	- 187,293 57	187,293 57	0 00	0 00	0 00	0 00	0 00
10 Jun 02	Foreign exchange	USD	0 00	- 11,535 18	11,535 18	0 00	0 00	0 00	0 00	0 00
8 Aug 02	Foreign exchange	USD	0 00	- 7,282 52	7,282 52	0 00	0 00	0 00	0 00	0 00
13 Jun 02	Foreign exchange	USD	0 00	- 20,524 28	20,524 28	0 00	0 00	0 00	0 00	0 00
27 Mar 02	Foreign exchange	USD	0 00	- 21,487 81	21,487 81	0 00	0 00	0 00	0 00	0 00
25 Nov 02	Foreign exchange	USD	0 00	- 87,555 78	87,555 78	0 00	0 00	0 00	0 00	0 00
28 Jun 02	Foreign exchange	USD	0 00	- 8,578 08	8,578 08	0 00	0 00	0 00	0 00	0 00
5 Apr 02	Foreign exchange	USD	0 00	- 21,411 12	21,411 12	0 00	0 00	0 00	0 00	0 00
15 Jan 02	Foreign exchange	USD	0 00	- 10,142 98	10,142 98	0 00	0 00	0 00	0 00	0 00
15 Aug 02	Foreign exchange	USD	0 00	- 12,382 42	12,382 42	0 00	0 00	0 00	0 00	0 00

C7H

Realized Gain/Loss Detail - Taxable

Trade Date Security Description Shares/Par Proceeds Short Term Long Term Market Realized gain/loss
 Settlement Date Acquisition Date Short Term Long Term Total

Foreign Exchange

Foreign exchange

1 May 02	Foreign exchange	USD	0 00	- 6,072 68	6,072 68	0 00	0 00	0 00	0 00
8 May 02	Foreign exchange	USD	0 00	- 20,377 77	20,377 77	0 00	0 00	0 00	0 00
12 Nov 02	Foreign exchange	USD	0 00	- 23,885 83	23,885 83	0 00	0 00	0 00	0 00
13 Feb 02	Foreign exchange	USD	0 00	- 1,888 84	1,888 84	0 00	0 00	0 00	0 00
3 Sep 02	Foreign exchange	USD	0 00	- 21,455 27	21,455 27	0 00	0 00	0 00	0 00
12 Jul 02	Foreign exchange	USD	0 00	- 17,453 20	17,453 20	0 00	0 00	0 00	0 00
22 Jan 02	Foreign exchange	USD	0 00	- 14,814 83	14,814 83	0 00	0 00	0 00	0 00
13 Feb 02	Foreign exchange	USD	0 00	- 88,641 29	88,641 29	0 00	0 00	0 00	0 00
8 Nov 02	Foreign exchange	USD	0 00	- 80,397 53	80,397 53	0 00	0 00	0 00	0 00
12 Mar 02	Foreign exchange	USD	0 00	- 105,488 80	105,488 80	0 00	0 00	0 00	0 00
14 Nov 02	Foreign exchange	USD	0 00	- 69,378 65	69,378 65	0 00	0 00	0 00	0 00
11 Mar 02	Foreign exchange	USD	0 00	- 69,378 65	69,378 65	0 00	0 00	0 00	0 00

7777

◆ Realized Gain/Loss Detail - Taxable

Trade Date Security Description
 Realized gain/loss
 Market Short Term Long Term
 Shares/Par Proceeds Cost Short Term Translation Short Term Total Long Term

Foreign Exchange

Trade Date	Security Description	Realized gain/loss	Market	Short Term	Long Term	Translation	Short Term	Total	Long Term
17 May 02	Foreign exchange USD	0 00	- 8,305 18	8 305 18	0 00	0 00	0 00	0 00	0 00
7 Aug 02	Foreign exchange USD	0 00	- 24,882 08	24 882 08	0 00	0 00	0 00	0 00	0 00
10 Sep 02	Foreign exchange USD	0 00	- 20,390 42	20,390 42	0 00	0 00	0 00	0 00	0 00
8 Jan 02	Foreign exchange USD	0 00	- 328,224 92	328,224 92	0 00	0 00	0 00	0 00	0 00
17 Apr 02	Foreign exchange USD	0 00	- 32,213 68	32,213 68	0 00	0 00	0 00	0 00	0 00
15 Jul 02	Foreign exchange USD	0 00	179 504 57	179 504 57	0 00	0 00	0 00	0 00	0 00
8 Jun 02	Foreign exchange USD	0 00	- 35 865 04	35,865 04	0 00	0 00	0 00	0 00	0 00
20 Sep 02	Foreign exchange USD	0 00	- 17,142 59	17,142 59	0 00	0 00	0 00	0 00	0 00
3 Oct 02	Foreign exchange USD	0 00	- 4,597 88	4,597 88	0 00	0 00	0 00	0 00	0 00
28 Mar 02	Foreign exchange USD	0 00	- 41,828 41	41 828 41	0 00	0 00	0 00	0 00	0 00
31 Jul 02	Foreign exchange USD	0 00	- 232,388 88	232,388 88	0 00	0 00	0 00	0 00	0 00

545

◆ Realized Gain/Loss Detail - Taxable

Trade Date Settle Date	Security Description Acquisition Date	Shares/Par	Proceeds	Cost	Realized gain/loss			Total	
					Short Term	Market Long Term	Translation	Short Term	Long Term
Foreign Exchange									
25 Jan 02 30 Jan 02	Foreign exchange USD	0 00	- 11,781 85	11,781 85	0 00	0 00	0 00	0 00	0 00
24 Jun 02 27 Jun 02	Foreign exchange USD	0 00	- 13,309 81	13,309 81	0 00	0 00	0 00	0 00	0 00
21 Nov 02 28 Nov 02	Foreign exchange USD	0 00	- 20,022 83	20,022 83	0 00	0 00	0 00	0 00	0 00
14 Nov 02 18 Nov 02	Foreign exchange USD	0 00	- 5,335 05	5,335 05	0 00	0 00	0 00	0 00	0 00
13 Sep 02 18 Sep 02	Foreign exchange USD	0 00	- 15,786 79	15,786 79	0 00	0 00	0 00	0 00	0 00
23 May 02 28 May 02	Foreign exchange USD	0 00	- 2,085 19	2,085 19	0 00	0 00	0 00	0 00	0 00
15 May 02 17 May 02	Foreign exchange USD	0 00	- 8,152 73	8,152 73	0 00	0 00	0 00	0 00	0 00
7 Oct 02 10 Oct 02	Foreign exchange USD	0 00	- 4,487 59	4,487 59	0 00	0 00	0 00	0 00	0 00
18 Jan 02 18 Jan 02	Foreign exchange USD	0 00	- 23,633 19	23,633 19	0 00	0 00	0 00	0 00	0 00
8 Aug 02 13 Aug 02	Foreign exchange USD	0 00	- 18,180 44	18,180 44	0 00	0 00	0 00	0 00	0 00
10 Apr 02 12 Apr 02	Foreign exchange USD	0 00	- 82,493 41	82,493 41	0 00	0 00	0 00	0 00	0 00

9777

Realized Gain/Loss Detail - Taxable

Trade Date Security Description
 Settle Date Acquisition Date
 Shares/Par Proceeds Cost Short Term Long Term Market Short Term Total Long Term
 Realized gain/loss

Foreign Exchange

Foreign exchange

14 Jan 02	Foreign exchange	USD	0 00	- 101,118 15	101,118 15	0 00	0 00	0 00	0 00	0 00
20 Sep 02	Foreign exchange	USD	0 00	- 8,847 55	8,847 55	0 00	0 00	0 00	0 00	0 00
8 Aug 02	Foreign exchange	USD	0 00	- 7,331 77	7,331 77	0 00	0 00	0 00	0 00	0 00
2 May 02	Foreign exchange	USD	0 00	- 8,618 91	8,618 91	0 00	0 00	0 00	0 00	0 00
8 Nov 02	Foreign exchange	USD	0 00	- 18,709 32	18,709 32	0 00	0 00	0 00	0 00	0 00
18 Aug 02	Foreign exchange	USD	0 00	- 7,482 04	7,482 04	0 00	0 00	0 00	0 00	0 00
22 Apr 02	Foreign exchange	USD	0 00	- 8,178 27	8,178 27	0 00	0 00	0 00	0 00	0 00
18 Dec 02	Foreign exchange	USD	0 00	- 22,203 19	22,203 19	0 00	0 00	0 00	0 00	0 00
10 Jan 02	Foreign exchange	USD	0 00	- 53,488 52	53,488 52	0 00	0 00	0 00	0 00	0 00
8 May 02	Foreign exchange	USD	0 00	- 8,098 83	8,098 83	0 00	0 00	0 00	0 00	0 00
13 May 02	Foreign exchange	USD	0 00	- 9,139 54	9,139 54	0 00	0 00	0 00	0 00	0 00
11 Jan 02	Foreign exchange	USD	0 00	- 9,139 54	9,139 54	0 00	0 00	0 00	0 00	0 00

447

◆ Realized Gain/Loss Detail - Taxable

Trade Date Settle Date	Security Description Acquisition Date	Shares/Par	Proceeds	Cost	Realized gain/loss			Total	
					Short Term	Market Long Term	Translation	Short Term	Long Term
Foreign Exchange									
Foreign exchange									
25 Jan 02 30 Jan 02	Foreign exchange USD	0 00	- 37,380 88	37,390 88	0 00	0 00	0 00	0 00	0 00
22 Feb 02 25 Feb 02	Foreign exchange USD	0 00	- 11,017 39	11,017 39	0 00	0 00	0 00	0 00	0 00
8 Oct 02 11 Oct 02	Foreign exchange USD	0 00	- 272,850 38	272,850 38	0 00	0 00	0 00	0 00	0 00
30 Sep 02 2 Oct 02	Foreign exchange USD	0 00	- 3,438 10	3,438 10	0 00	0 00	0 00	0 00	0 00
8 Aug 02 8 Aug 02	Foreign exchange USD	0 00	- 34,120 11	34,120 11	0 00	0 00	0 00	0 00	0 00
11 Oct 02 15 Oct 02	Foreign exchange USD	0 00	- 27,452 27	27,452 27	0 00	0 00	0 00	0 00	0 00
8 Apr 02 10 Apr 02	Foreign exchange USD	0 00	- 33,441 17	33,441 17	0 00	0 00	0 00	0 00	0 00
12 Sep 02 17 Sep 02	Foreign exchange USD	0 00	- 18,905 74	18,905 74	0 00	0 00	0 00	0 00	0 00
11 Nov 02 14 Nov 02	Foreign exchange USD	0 00	- 52,327 82	52,327 82	0 00	0 00	0 00	0 00	0 00
8 Aug 02 14 Aug 02	Foreign exchange USD	0 00	- 8,054 44	8,054 44	0 00	0 00	0 00	0 00	0 00
8 Dec 02 11 Dec 02	Foreign exchange USD	0 00	- 73,228 64	73,228 64	0 00	0 00	0 00	0 00	0 00

8777

◆ Realized Gain/Loss Detail - Taxable

Trade Date Settle Date	Security Description Acquisition Date	Shares/Par	Proceeds	Cost	Realized gain/loss			Total	
					Short Term	Market Long Term	Translation	Short Term	Long Term
<i>Foreign Exchange</i>									
Foreign exchange									
11 Dec 02 16 Dec 02	Foreign exchange USD	0 00	- 5,628 98	5,628 98	0 00	0 00	0 00	0 00	0 00
6 Aug 02 9 Aug 02	Foreign exchange USD	0 00	- 7,390 54	7,390 54	0 00	0 00	0 00	0 00	0 00
18 Aug 02 22 Aug 02	Foreign exchange USD	0 00	- 24,688 83	24,688 83	0 00	0 00	0 00	0 00	0 00
3 May 02 7 May 02	Foreign exchange USD	0 00	- 8,249 99	8,249 99	0 00	0 00	0 00	0 00	0 00
18 Jun 02 19 Jun 02	Foreign exchange USD	0 00	- 28,934 53	28,934 53	0 00	0 00	0 00	0 00	0 00
13 Jun 02 14 Jun 02	Foreign exchange USD	0 00	- 84,344 80	84,344 80	0 00	0 00	0 00	0 00	0 00
11 Jun 02 14 Jun 02	Foreign exchange USD	0 00	- 7,860 72	7,860 72	0 00	0 00	0 00	0 00	0 00
23 Apr 02 28 Apr 02	Foreign exchange USD	0 00	- 10,828 82	10,828 82	0 00	0 00	0 00	0 00	0 00
8 May 02 13 May 02	Foreign exchange USD	0 00	- 7,844 80	7,844 80	0 00	0 00	0 00	0 00	0 00
30 Jul 02 31 Jul 02	Foreign exchange USD	0 00	- 22,831 86	22,831 86	0 00	0 00	0 00	0 00	0 00
25 Jul 02 30 Jul 02	Foreign exchange USD	0 00	- 132,221 88	132,221 88	0 00	0 00	0 00	0 00	0 00

b7c 11

Realized Gain/Loss Detail - Taxable

Realized gain/loss _____
 Market _____
 Long Term _____
 Short Term _____
 Translation _____
 Total _____

Foreign Exchange

Foreign exchange

Trade Date	Security Description	Settle Date	Acquisition Date	Shares/Par	Proceeds	Cost	Short Term	Long Term	Translation	Short Term	Long Term	Total
18 May 02	Foreign exchange	USD		0 00	- 55,088 85	55,088 85	0 00	0 00	0 00	0 00	0 00	0 00
22 May 02	Foreign exchange	USD		0 00	0 00	0 00	0 00	0 00	0 00	0 00	0 00	0 00
28 Jul 02	Foreign exchange	USD		0 00	- 78,278 31	78,278 31	0 00	0 00	0 00	0 00	0 00	0 00
25 Sep 02	Foreign exchange	USD		0 00	- 21,615 29	21,615 29	0 00	0 00	0 00	0 00	0 00	0 00
27 Sep 02	Foreign exchange	USD		0 00	0 00	0 00	0 00	0 00	0 00	0 00	0 00	0 00
7 Aug 02	Foreign exchange	USD		0 00	- 41,078 18	41,078 18	0 00	0 00	0 00	0 00	0 00	0 00
22 Oct 02	Foreign exchange	USD		0 00	- 20,388 98	20,388 98	0 00	0 00	0 00	0 00	0 00	0 00
12 Nov 02	Foreign exchange	USD		0 00	- 8,031 80	8,031 80	0 00	0 00	0 00	0 00	0 00	0 00
18 Apr 02	Foreign exchange	USD		0 00	- 10,713 02	10,713 02	0 00	0 00	0 00	0 00	0 00	0 00
3 May 02	Foreign exchange	USD		0 00	- 20,211 59	20,211 59	0 00	0 00	0 00	0 00	0 00	0 00
7 May 02	Foreign exchange	USD		0 00	0 00	0 00	0 00	0 00	0 00	0 00	0 00	0 00
14 Aug 02	Foreign exchange	USD		0 00	- 5,324 12	5,324 12	0 00	0 00	0 00	0 00	0 00	0 00
28 Apr 02	Foreign exchange	USD		0 00	- 7,658 88	7,658 88	0 00	0 00	0 00	0 00	0 00	0 00
30 Apr 02	Foreign exchange	USD		0 00	0 00	0 00	0 00	0 00	0 00	0 00	0 00	0 00
18 Sep 02	Foreign exchange	USD		0 00	- 288,879 80	288,879 80	0 00	0 00	0 00	0 00	0 00	0 00

057

◆ Realized Gain/Loss Detail - Taxable

Trade Date Settle Date	Security Description Acquisition Date	Shares/Par	Proceeds	Cost	Realized gain/loss			Total	
					Short Term	Market Long Term	Translation	Short Term	Long Term
Foreign Exchange									
24 Apr 02 28 Apr 02	Foreign exchange USD	0 00	- 6,148 58	6,148 58	0 00	0 00	0 00	0 00	0 00
20 Nov 02 25 Nov 02	Foreign exchange USD	0 00	- 43,896 12	43,896 12	0 00	0 00	0 00	0 00	0 00
22 Nov 02 27 Nov 02	Foreign exchange USD	0 00	- 36,219 20	36,219 20	0 00	0 00	0 00	0 00	0 00
21 May 02 23 May 02	Foreign exchange USD	0 00	- 9,055 81	9,055 81	0 00	0 00	0 00	0 00	0 00
15 Oct 02 17 Oct 02	Foreign exchange USD	0 00	- 19,829 90	19,829 90	0 00	0 00	0 00	0 00	0 00
8 Feb 02 12 Feb 02	Foreign exchange USD	0 00	- 171,641 23	171,641 23	0 00	0 00	0 00	0 00	0 00
11 Dec 02 16 Dec 02	Foreign exchange USD	0 00	- 79,410 66	79,410 66	0 00	0 00	0 00	0 00	0 00
25 Feb 02 28 Feb 02	Foreign exchange USD	0 00	- 241,744 29	241,744 29	0 00	0 00	0 00	0 00	0 00
7 Nov 02 12 Nov 02	Foreign exchange USD	0 00	- 24,424 04	24,424 04	0 00	0 00	0 00	0 00	0 00
7 Nov 02 12 Nov 02	Foreign exchange USD	0 00	- 8,534 51	8,534 51	0 00	0 00	0 00	0 00	0 00
30 Jan 02 4 Feb 02	Foreign exchange USD	0 00	- 10,537 54	10,537 54	0 00	0 00	0 00	0 00	0 00

154

◆ Realized Gain/Loss Detail - Taxable

Trade Date Settle Date	Security Description Acquisition Date	Shares/Par	Proceeds	Cost	Realized gain/loss			Total	
					Short Term	Market Long Term	Translation	Short Term	Long Term
Foreign Exchange									
Foreign exchange									
27 Aug 02 5 Sep 02	Foreign exchange USD	0 00	- 20,840 28	20,840 28	0 00	0 00	0 00	0 00	0 00
10 Jan 02 15 Jan 02	Foreign exchange USD	0 00	- 32,188 50	32,188 50	0 00	0 00	0 00	0 00	0 00
7 Mar 02 12 Mar 02	Foreign exchange USD	0 00	- 60,788 50	60,788 50	0 00	0 00	0 00	0 00	0 00
2 Aug 02 6 Aug 02	Foreign exchange USD	0 00	- 28,458 78	28,458 78	0 00	0 00	0 00	0 00	0 00
25 Oct 02 30 Oct 02	Foreign exchange USD	0 00	- 71,088 35	71,088 35	0 00	0 00	0 00	0 00	0 00
24 Oct 02 28 Oct 02	Foreign exchange USD	0 00	- 82,715 58	82,715 58	0 00	0 00	0 00	0 00	0 00
18 Feb 02 21 Feb 02	Foreign exchange USD	0 00	- 32,748 81	32,748 81	0 00	0 00	0 00	0 00	0 00
8 Feb 02 13 Feb 02	Foreign exchange USD	0 00	- 12,743 18	12,743 18	0 00	0 00	0 00	0 00	0 00
10 Oct 02 15 Oct 02	Foreign exchange USD	0 00	- 53,277 00	53,277 00	0 00	0 00	0 00	0 00	0 00
8 Aug 02 12 Aug 02	Foreign exchange USD	0 00	- 11,148 57	11,148 57	0 00	0 00	0 00	0 00	0 00
30 May 02 4 Jun 02	Foreign exchange USD	0 00	- 23,311 75	23,311 75	0 00	0 00	0 00	0 00	0 00

457

◆ Realized Gain/Loss Detail - Taxable

Trade Date Settle Date	Security Description Acquisition Date	Shares/Par	Proceeds	Cost	Realized gain/loss			Total	
					Short Term	Market Long Term	Translation	Short Term	Long Term
<i>Foreign Exchange</i>									
Foreign exchange									
29 Aug 02 3 Sep 02	Foreign exchange USD	0 00	- 7,083 89	7,083 89	0 00	0 00	0 00	0 00	0 00
15 Aug 02 19 Aug 02	Foreign exchange USD	0 00	- 24,826 19	24,826 19	0 00	0 00	0 00	0 00	0 00
8 Aug 02 8 Aug 02	Foreign exchange USD	0 00	- 248 313 47	248,313 47	0 00	0 00	0 00	0 00	0 00
18 Apr 02 23 Apr 02	Foreign exchange USD	0 00	- 10,710 45	10,710 45	0 00	0 00	0 00	0 00	0 00
18 Sep 02 19 Sep 02	Foreign exchange USD	0 00	- 11,218 17	11 218 17	0 00	0 00	0 00	0 00	0 00
29 Jul 02 31 Jul 02	Foreign exchange USD	0 00	- 9,856 57	9,858 57	0 00	0 00	0 00	0 00	0 00
28 May 02 31 May 02	Foreign exchange USD	0 00	- 8 029 37	8,029 37	0 00	0 00	0 00	0 00	0 00
22 Nov 02 27 Nov 02	Foreign exchange USD	0 00	- 5,818 03	5,818 03	0 00	0 00	0 00	0 00	0 00
13 Sep 02 18 Sep 02	Foreign exchange USD	0 00	- 10,801 43	10,801 43	0 00	0 00	0 00	0 00	0 00
13 May 02 15 May 02	Foreign exchange USD	0 00	- 29,672 59	29 672 59	0 00	0 00	0 00	0 00	0 00
11 Sep 02 18 Sep 02	Foreign exchange USD	0 00	- 22,357 20	22,357 20	0 00	0 00	0 00	0 00	0 00

453

Realized Gain/Loss Detail - Taxable

Trade Date Security Description Shares/Par Proceeds Cost Short Term Long Term Market Translation Short Term Total Long Term
 Realized gain/loss

Foreign Exchange

Foreign exchange

22 Apr 02	Foreign exchange	USD	0.00	- 17,457.79	17,457.79	0.00	0.00	0.00	0.00	0.00
27 Sep 02	Foreign exchange	USD	0.00	- 11,894.12	11,894.12	0.00	0.00	0.00	0.00	0.00
2 Oct 02	Foreign exchange	USD	0.00	- 1,371.25	1,371.25	0.00	0.00	0.00	0.00	0.00
1 Oct 02	Foreign exchange	USD	0.00	- 58,833.77	58,833.77	0.00	0.00	0.00	0.00	0.00
2 Aug 02	Foreign exchange	USD	0.00	- 78,982.83	78,982.83	0.00	0.00	0.00	0.00	0.00
15 Aug 02	Foreign exchange	USD	0.00	- 5,374.35	5,374.35	0.00	0.00	0.00	0.00	0.00
19 Aug 02	Foreign exchange	USD	0.00	- 18,143.08	18,143.08	0.00	0.00	0.00	0.00	0.00
12 Mar 02	Foreign exchange	USD	0.00	- 15,923.29	15,923.29	0.00	0.00	0.00	0.00	0.00
23 May 02	Foreign exchange	USD	0.00	- 16,716.17	16,716.17	0.00	0.00	0.00	0.00	0.00
24 Jan 02	Foreign exchange	USD	0.00	- 161,627.44	161,627.44	0.00	0.00	0.00	0.00	0.00
20 Mar 02	Foreign exchange	USD	0.00	- 9,320.84	9,320.84	0.00	0.00	0.00	0.00	0.00
7 Feb 02	Foreign exchange	USD	0.00	- 9,320.84	9,320.84	0.00	0.00	0.00	0.00	0.00

454

Realized Gain/Loss Detail - Taxable

Trade Date Settle Date	Security Description Acquisition Date	Shares/Par	Proceeds	Cost	Realized gain/loss			Total	
					Short Term	Market Long Term	Translation	Short Term	Long Term
Foreign Exchange									
Foreign exchange									
5 Dec 02 10 Dec 02	Foreign exchange USD	0 00	- 78,333 72	78,333 72	0 00	0 00	0 00	0 00	0 00
13 Sep 02 17 Sep 02	Foreign exchange USD	0 00	- 6,500 24	6 500 24	0 00	0 00	0 00	0 00	0 00
27 Jun 02 2 Jul 02	Foreign exchange USD	0 00	- 23,119 51	23,119 51	0 00	0 00	0 00	0 00	0 00
28 Sep 02 30 Sep 02	Foreign exchange USD	0 00	- 4,194 60	4,194 60	0 00	0 00	0 00	0 00	0 00
8 Mar 02 8 Mar 02	Foreign exchange USD	0 00	- 8 160 20	8,160 20	0 00	0 00	0 00	0 00	0 00
3 May 02 8 May 02	Foreign exchange USD	0 00	- 8,980 28	8,980 28	0 00	0 00	0 00	0 00	0 00
8 Nov 02 13 Nov 02	Foreign exchange USD	0 00	- 23 455 84	23,455 84	0 00	0 00	0 00	0 00	0 00
10 Jan 02 16 Jan 02	Foreign exchange USD	0 00	- 5,581 18	5 581 18	0 00	0 00	0 00	0 00	0 00
28 Jul 02 28 Jul 02	Foreign exchange USD	0 00	- 881 21	881 21	0 00	0 00	0 00	0 00	0 00
15 Aug 02 20 Aug 02	Foreign exchange USD	0 00	- 88,078 68	88 078 68	0 00	0 00	0 00	0 00	0 00
8 Dec 02 11 Dec 02	Foreign exchange USD	0 00	- 10,782 45	10,782 45	0 00	0 00	0 00	0 00	0 00

555

◆ Realized Gain/Loss Detail - Taxable

Trade Date Settle Date	Security Description Acquisition Date	Shares/Par	Proceeds	Cost	Realized gain/loss			Total	
					Short Term	Market Long Term	Translation	Short Term	Long Term
Foreign Exchange									
Foreign exchange									
24 May 02 28 May 02	Foreign exchange USD	0 00	- 8,088 03	8,088 03	0 00	0 00	0 00	0 00	0 00
12 Aug 02 14 Aug 02	Foreign exchange USD	0 00	- 17,901 54	17,901 54	0 00	0 00	0 00	0 00	0 00
14 Nov 02 18 Nov 02	Foreign exchange USD	0 00	- 5,320 38	5,320 38	0 00	0 00	0 00	0 00	0 00
28 Jul 02 30 Jul 02	Foreign exchange USD	0 00	- 28,980 87	28,980 87	0 00	0 00	0 00	0 00	0 00
19 Feb 02 21 Feb 02	Foreign exchange USD	0 00	- 6,484 37	6,484 37	0 00	0 00	0 00	0 00	0 00
7 Jun 02 12 Jun 02	Foreign exchange USD	0 00	- 23,119 34	23,119 34	0 00	0 00	0 00	0 00	0 00
14 Mar 02 19 Mar 02	Foreign exchange USD	0 00	- 18,521 14	18,521 14	0 00	0 00	0 00	0 00	0 00
18 Dec 02 19 Dec 02	Foreign exchange USD	0 00	- 8,588 58	8,588 58	0 00	0 00	0 00	0 00	0 00
7 Oct 02 9 Oct 02	Foreign exchange USD	0 00	- 11,162 43	11,162 43	0 00	0 00	0 00	0 00	0 00
18 Jul 02 23 Jul 02	Foreign exchange USD	0 00	- 10,321 38	10,321 38	0 00	0 00	0 00	0 00	0 00
31 May 02 5 Jun 02	Foreign exchange USD	0 00	- 47,928 31	47,928 31	0 00	0 00	0 00	0 00	0 00

456

◆ Realized Gain/Loss Detail - Taxable

Trade Date Settle Date	Security Description Acquisition Date	Shares/Par	Proceeds	Cost	Realized gain/loss			Total	
					Short Term	Market Long Term	Translation	Short Term	Long Term
<i>Foreign Exchange</i>									
Foreign exchange									
17 Jan 02 22 Jan 02	Foreign exchange USD	0 00	- 32,530 02	32 530 02	0 00	0 00	0 00	0 00	0 00
7 Mar 02 12 Mar 02	Foreign exchange USD	0 00	- 42,521 69	42,521 69	0 00	0 00	0 00	0 00	0 00
11 Apr 02 16 Apr 02	Foreign exchange USD	0 00	- 21,340 18	21,340 18	0 00	0 00	0 00	0 00	0 00
9 Apr 02 11 Apr 02	Foreign exchange USD	0 00	- 17,030 84	17 030 84	0 00	0 00	0 00	0 00	0 00
2 Aug 02 7 Aug 02	Foreign exchange USD	0 00	- 140 783 80	140,783 80	0 00	0 00	0 00	0 00	0 00
14 Aug 02 18 Aug 02	Foreign exchange USD	0 00	- 28,820 85	28 820 85	0 00	0 00	0 00	0 00	0 00
25 Apr 02 30 Apr 02	Foreign exchange USD	0 00	- 12 233 53	12,233 53	0 00	0 00	0 00	0 00	0 00
26 Feb 02 27 Feb 02	Foreign exchange USD	0 00	- 1,434 58	1 434 58	0 00	0 00	0 00	0 00	0 00
21 Nov 02 26 Nov 02	Foreign exchange USD	0 00	- 50 047 38	50,047 38	0 00	0 00	0 00	0 00	0 00
11 Jan 02 15 Jan 02	Foreign exchange USD	0 00	- 8,095 81	8,095 81	0 00	0 00	0 00	0 00	0 00
20 Nov 02 25 Nov 02	Foreign exchange USD	0 00	- 184,238 21	184,238 21	0 00	0 00	0 00	0 00	0 00

457

◆ Realized Gain/Loss Detail - Taxable

Trade Date Settle Date	Security Description Acquisition Date	Shares/Par	Proceeds	Cost	Realized gain/loss			Total	
					Short Term	Market Long Term	Translation	Short Term	Long Term
<i>Foreign Exchange</i>									
Foreign exchange									
14 Nov 02 19 Nov 02	Foreign exchange USD	0 00	- 21,850 84	21,850 84	0 00	0 00	0 00	0 00	0 00
25 Sep 02 27 Sep 02	Foreign exchange USD	0 00	- 21,800 81	21,800 81	0 00	0 00	0 00	0 00	0 00
14 May 02 16 May 02	Foreign exchange USD	0 00	- 8,027 33	8,027 33	0 00	0 00	0 00	0 00	0 00
22 May 02 24 May 02	Foreign exchange USD	0 00	- 38,600 84	38,600 84	0 00	0 00	0 00	0 00	0 00
18 Dec 02 18 Dec 02	Foreign exchange USD	0 00	- 9,842 58	9,842 58	0 00	0 00	0 00	0 00	0 00
21 May 02 24 May 02	Foreign exchange USD	0 00	- 28,001 17	28,001 17	0 00	0 00	0 00	0 00	0 00
25 Apr 02 30 Apr 02	Foreign exchange USD	0 00	- 28,807 81	28,807 81	0 00	0 00	0 00	0 00	0 00
7 May 02 16 Jul 02	Foreign exchange USD	0 00	- 11,822 28	11,822 28	0 00	0 00	0 00	0 00	0 00
12 Feb 02 15 Feb 02	Foreign exchange USD	0 00	- 38,287 41	38,287 41	0 00	0 00	0 00	0 00	0 00
14 Feb 02 18 Feb 02	Foreign exchange USD	0 00	- 258,071 42	258,071 42	0 00	0 00	0 00	0 00	0 00
13 May 02 16 May 02	Foreign exchange USD	0 00	- 35,819 81	35,819 81	0 00	0 00	0 00	0 00	0 00

458

◆ Realized Gain/Loss Detail - Taxable

Trade Date Settle Date	Security Description Acquisition Date	Shares/Par	Proceeds	Cost	Realized gain/loss			Total	
					Short Term	Market Long Term	Translation	Short Term	Long Term
<i>Foreign Exchange</i>									
Foreign exchange									
31 Jul 02 5 Aug 02	Foreign exchange USD	0 00	- 60,390 08	60,390 08	0 00	0 00	0 00	0 00	0 00
23 Sep 02 28 Sep 02	Foreign exchange USD	0 00	- 8,501 62	8,501 62	0 00	0 00	0 00	0 00	0 00
28 Jul 02 30 Jul 02	Foreign exchange USD	0 00	- 5,077 42	5,077 42	0 00	0 00	0 00	0 00	0 00
15 Feb 02 18 Feb 02	Foreign exchange USD	0 00	- 64,803 25	64,803 25	0 00	0 00	0 00	0 00	0 00
8 Feb 02 12 Feb 02	Foreign exchange USD	0 00	- 12,588 98	12,588 98	0 00	0 00	0 00	0 00	0 00
8 Aug 02 14 Aug 02	Foreign exchange USD	0 00	- 7,285 71	7,285 71	0 00	0 00	0 00	0 00	0 00
4 Jan 02 9 Jan 02	Foreign exchange USD	0 00	- 22,604 18	22,604 18	0 00	0 00	0 00	0 00	0 00
18 Jan 02 18 Jan 02	Foreign exchange USD	0 00	- 73,373 08	73,373 08	0 00	0 00	0 00	0 00	0 00
28 Mar 02 2 Apr 02	Foreign exchange USD	0 00	- 14,759 72	14,759 72	0 00	0 00	0 00	0 00	0 00
24 Sep 02 27 Sep 02	Foreign exchange USD	0 00	- 12,318 32	12,318 32	0 00	0 00	0 00	0 00	0 00
28 Feb 02 4 Mar 02	Foreign exchange USD	0 00	- 8,021 50	8,021 50	0 00	0 00	0 00	0 00	0 00

459

◆ Realized Gain/Loss Detail - Taxable

Trade Date Settle Date	Security Description Acquisition Date	Shares/Par	Proceeds	Cost	Realized gain/loss			Total	
					Short Term	Market Long Term	Translation	Short Term	Long Term
Foreign Exchange									
Foreign exchange									
8 Dec 02 11 Dec 02	Foreign exchange USD	0 00	- 14,118 12	14,118 12	0 00	0 00	0 00	0 00	0 00
24 May 02 29 May 02	Foreign exchange USD	0 00	- 7,578 88	7,578 88	0 00	0 00	0 00	0 00	0 00
4 Mar 02 7 Mar 02	Foreign exchange USD	0 00	- 82,118 29	82,118 29	0 00	0 00	0 00	0 00	0 00
22 Nov 02 27 Nov 02	Foreign exchange USD	0 00	- 49,278 80	49,278 80	0 00	0 00	0 00	0 00	0 00
5 Jul 02 8 Jul 02	Foreign exchange USD	0 00	- 15,686 23	15,686 23	0 00	0 00	0 00	0 00	0 00
11 Mar 02 14 Mar 02	Foreign exchange USD	0 00	- 98,892 10	98,892 10	0 00	0 00	0 00	0 00	0 00
20 Feb 02 22 Feb 02	Foreign exchange USD	0 00	- 5,313 34	5,313 34	0 00	0 00	0 00	0 00	0 00
17 Oct 02 22 Oct 02	Foreign exchange USD	0 00	- 20,189 24	20,189 24	0 00	0 00	0 00	0 00	0 00
30 Jul 02 2 Aug 02	Foreign exchange USD	0 00	- 53,915 35	53,915 35	0 00	0 00	0 00	0 00	0 00
13 Jun 02 17 Jun 02	Foreign exchange USD	0 00	- 138,410 17	138,410 17	0 00	0 00	0 00	0 00	0 00
4 Apr 02 8 Apr 02	Foreign exchange USD	0 00	- 7,890 39	7,890 39	0 00	0 00	0 00	0 00	0 00

460

◆ Realized Gain/Loss Detail - Taxable

Trade Date Settle Date	Security Description Acquisition Date	Shares/Par	Proceeds	Cost	Realized gain/loss			Total	
					Short Term	Market Long Term	Translation	Short Term	Long Term
<i>Foreign Exchange</i>									
Foreign exchange									
11 Feb 02 14 Feb 02	Foreign exchange USD	0 00	- 53 345 87	53 345 87	0 00	0 00	0 00	0 00	0 00
8 Feb 02 13 Feb 02	Foreign exchange USD	0 00	- 24,531 53	24,531 53	0 00	0 00	0 00	0 00	0 00
5 Nov 02 8 Nov 02	Foreign exchange USD	0 00	- 82 378 30	82,378 30	0 00	0 00	0 00	0 00	0 00
12 Jun 02 14 Jun 02	Foreign exchange USD	0 00	- 8,437 41	8 437 41	0 00	0 00	0 00	0 00	0 00
29 Apr 02 30 Apr 02	Foreign exchange USD	0 00	- 54 87	54 87	0 00	0 00	0 00	0 00	0 00
5 Aug 02 7 Aug 02	Foreign exchange USD	0 00	- 58 075 45	58,075 45	0 00	0 00	0 00	0 00	0 00
15 May 02 20 May 02	Foreign exchange USD	0 00	- 51,414 81	51,414 81	0 00	0 00	0 00	0 00	0 00
20 Feb 02 21 Feb 02	Foreign exchange USD	0 00	- 74,862 52	74,862 52	0 00	0 00	0 00	0 00	0 00
18 Jan 02 23 Jan 02	Foreign exchange USD	0 00	- 23,858 53	23,858 53	0 00	0 00	0 00	0 00	0 00
18 Jan 02 23 Jan 02	Foreign exchange USD	0 00	29,405 84	29,405 84	0 00	0 00	0 00	0 00	0 00
2 Aug 02 7 Aug 02	Foreign exchange USD	0 00	- 58,340 83	58,340 83	0 00	0 00	0 00	0 00	0 00

197

Realized Gain/Loss Detail - Taxable

Trade Date	Security Description	Shares/Par	Proceeds	Cost	Short Term	Long Term	Market	Realized gain/loss
Settle Date	Acquisition Date				Short Term	Long Term	Translation	Total

Foreign Exchange

Foreign exchange

12 Aug 02	Foreign exchange	USD	0.00	- 70,188.48	70,188.48	0.00	0.00	0.00
15 Aug 02	Foreign exchange	USD	0.00	0.00	0.00	0.00	0.00	0.00
14 Jan 02	Foreign exchange	USD	0.00	- 53,750.15	53,750.15	0.00	0.00	0.00
28 Mar 02	Foreign exchange	USD	0.00	- 28,788.92	28,788.92	0.00	0.00	0.00
4 Apr 02	Foreign exchange	USD	0.00	0.00	0.00	0.00	0.00	0.00
5 Mar 02	Foreign exchange	USD	0.00	- 27,157.42	27,157.42	0.00	0.00	0.00
8 Mar 02	Foreign exchange	USD	0.00	- 214,500.84	214,500.84	0.00	0.00	0.00
18 Nov 02	Foreign exchange	USD	0.00	- 65,755.98	65,755.98	0.00	0.00	0.00
4 Dec 02	Foreign exchange	USD	0.00	- 304,000.00	304,000.00	0.00	0.00	0.00
19 Aug 02	Foreign exchange	USD	0.00	0.00	0.00	0.00	0.00	0.00
19 Dec 02	Foreign exchange	USD	0.00	- 18,243.18	18,243.18	0.00	0.00	0.00
4 Apr 02	Foreign exchange	USD	0.00	0.00	0.00	0.00	0.00	0.00
8 Apr 02	Foreign exchange	USD	0.00	- 65,758.87	65,758.87	0.00	0.00	0.00
22 Mar 02	Foreign exchange	USD	0.00	0.00	0.00	0.00	0.00	0.00
26 Mar 02	Foreign exchange	USD	0.00	- 0.165.88	0.165.88	0.00	0.00	0.00
30 Apr 02	Foreign exchange	USD	0.00	- 28,054.81	28,054.81	0.00	0.00	0.00
2 May 02	Foreign exchange	USD	0.00	0.00	0.00	0.00	0.00	0.00
10 Dec 02	Foreign exchange	USD	0.00	0.00	0.00	0.00	0.00	0.00
13 Dec 02	Foreign exchange	USD	0.00	0.00	0.00	0.00	0.00	0.00

297

◆ Realized Gain/Loss Detail - Taxable

Trade Date Settle Date	Security Description Acquisition Date	Shares/Par	Proceeds	Cost	Realized gain/loss			Total	
					Short Term	Market Long Term	Translation	Short Term	Long Term
<i>Foreign Exchange</i>									
Foreign exchange									
3 Apr 02 5 Apr 02	Foreign exchange USD	0 00	- 82,183 08	82,183 08	0 00	0 00	0 00	0 00	0 00
10 Dec 02 13 Dec 02	Foreign exchange USD	0 00	- 43,728 85	43,728 85	0 00	0 00	0 00	0 00	0 00
7 Feb 02 12 Feb 02	Foreign exchange USD	0 00	- 59,764 23	59,764 23	0 00	0 00	0 00	0 00	0 00
14 Feb 02 15 Feb 02	Foreign exchange USD	0 00	- 5,094 35	5,094 35	0 00	0 00	0 00	0 00	0 00
8 Mar 02 11 Mar 02	Foreign exchange USD	0 00	- 47,785 29	47,785 29	0 00	0 00	0 00	0 00	0 00
18 Jan 02 18 Jan 02	Foreign exchange USD	0 00	- 23,031 21	23,031 21	0 00	0 00	0 00	0 00	0 00
10 Jan 02 16 Jan 02	Foreign exchange USD	0 00	- 32,547 45	32,547 45	0 00	0 00	0 00	0 00	0 00
13 Nov 02 18 Nov 02	Foreign exchange USD	0 00	- 50,394 48	50,394 48	0 00	0 00	0 00	0 00	0 00
3 Jun 02 8 Jun 02	Foreign exchange USD	0 00	- 24,108 88	24,108 88	0 00	0 00	0 00	0 00	0 00
24 Oct 02 28 Oct 02	Foreign exchange USD	0 00	- 33,127 13	33,127 13	0 00	0 00	0 00	0 00	0 00
15 Jul 02 18 Jul 02	Foreign exchange USD	0 00	- 7,581 76	7,581 76	0 00	0 00	0 00	0 00	0 00

463

Realized Gain/Loss Detail - Taxable

Realized gain/loss _____
 Market _____
 Total _____
 Trade Date Security Description _____
 Settle Date Acquisition Date _____
 Shares/Par _____
 Proceeds _____
 Cost _____
 Short Term _____
 Long Term _____
 Translation _____
 Short Term _____
 Long Term _____

Foreign Exchange

Foreign exchange

Trade Date	Security Description	Settle Date	Acquisition Date	Shares/Par	Proceeds	Cost	Short Term	Long Term	Translation	Short Term	Long Term	Total
17 Sep 02	Foreign exchange	USD		0 00	- 31,888 87	31,888 87	0 00	0 00	0 00	0 00	0 00	0 00
23 Dec 02	Foreign exchange	USD		0 00	- 39,858 40	39,858 40	0 00	0 00	0 00	0 00	0 00	0 00
20 May 02	Foreign exchange	USD		0 00	- 13,374 39	13,374 39	0 00	0 00	0 00	0 00	0 00	0 00
20 Feb 02	Foreign exchange	USD		0 00	- 9,981 43	9,981 43	0 00	0 00	0 00	0 00	0 00	0 00
8 Nov 02	Foreign exchange	USD		0 00	- 187,681 42	187,681 42	0 00	0 00	0 00	0 00	0 00	0 00
25 Mar 02	Foreign exchange	USD		0 00	- 21,143 08	21,143 08	0 00	0 00	0 00	0 00	0 00	0 00
12 Nov 02	Foreign exchange	USD		0 00	- 7,008 78	7,008 78	0 00	0 00	0 00	0 00	0 00	0 00
8 Aug 02	Foreign exchange	USD		0 00	- 44,208 39	44,208 39	0 00	0 00	0 00	0 00	0 00	0 00
7 Jan 02	Foreign exchange	USD		0 00	- 12,437 58	12,437 58	0 00	0 00	0 00	0 00	0 00	0 00
19 Feb 02	Foreign exchange	USD		0 00	- 33,452 44	33,452 44	0 00	0 00	0 00	0 00	0 00	0 00
18 Sep 02	Foreign exchange	USD		0 00	- 14,852 41	14,852 41	0 00	0 00	0 00	0 00	0 00	0 00

494

◆ Realized Gain/Loss Detail - Taxable

Trade Date Settle Date	Security Description Acquisition Date	Shares/Par	Proceeds	Cost	Realized gain/loss			Total	
					Short Term	Market Long Term	Translation	Short Term	Long Term
<i>Foreign Exchange</i>									
Foreign exchange									
7 Nov 02 12 Nov 02	Foreign exchange USD	0 00	- 8,588 73	8,588 73	0 00	0 00	0 00	0 00	0 00
6 Jan 02 10 Jan 02	Foreign exchange USD	0 00	- 20,183 06	20,183 06	0 00	0 00	0 00	0 00	0 00
13 Aug 02 16 Aug 02	Foreign exchange USD	0 00	- 22,564 13	22,564 13	0 00	0 00	0 00	0 00	0 00
1 Aug 02 6 Aug 02	Foreign exchange USD	0 00	- 92,554 84	92,554 84	0 00	0 00	0 00	0 00	0 00
14 Aug 02 19 Aug 02	Foreign exchange USD	0 00	- 7,464 83	7,464 83	0 00	0 00	0 00	0 00	0 00
5 Feb 02 7 Feb 02	Foreign exchange USD	0 00	- 20,691 92	20,691 92	0 00	0 00	0 00	0 00	0 00
12 Nov 02 14 Nov 02	Foreign exchange USD	0 00	- 18,997 51	18,997 51	0 00	0 00	0 00	0 00	0 00
23 Apr 02 28 Apr 02	Foreign exchange USD	0 00	- 13,809 77	13,809 77	0 00	0 00	0 00	0 00	0 00
22 Nov 02 27 Nov 02	Foreign exchange USD	0 00	- 10,047 40	10,047 40	0 00	0 00	0 00	0 00	0 00
23 Jan 02 28 Jan 02	Foreign exchange USD	0 00	- 17,310 69	17,310 69	0 00	0 00	0 00	0 00	0 00
23 Aug 02 27 Aug 02	Foreign exchange USD	0 00	- 8,004 35	8,004 35	0 00	0 00	0 00	0 00	0 00

465

Trade Date Security Description Shares/Par Proceeds Cost Short Term Market Long Term Total
 Realized gain/loss Short Term Translation Short Term Long Term

Trade Date	Security Description	Shares/Par	Proceeds	Cost	Short Term	Market	Long Term	Total
6 Mar 02	Foreign exchange USD	0 00	- 139,751 78	139,751 78	0 00	0 00	0 00	0 00
30 Sep 02	Foreign exchange USD	0 00	- 7,130 18	7,130 18	0 00	0 00	0 00	0 00
18 Apr 02	Foreign exchange USD	0 00	- 39,828 55	39,828 55	0 00	0 00	0 00	0 00
18 Apr 02	Foreign exchange USD	0 00	- 7,242 13	7,242 13	0 00	0 00	0 00	0 00
24 Apr 02	Foreign exchange USD	0 00	- 20,848 33	20,848 33	0 00	0 00	0 00	0 00
1 Feb 02	Foreign exchange USD	0 00	- 8,205 85	8,205 85	0 00	0 00	0 00	0 00
8 May 02	Foreign exchange USD	0 00	- 13,189 52	13,189 52	0 00	0 00	0 00	0 00
17 Dec 02	Foreign exchange USD	0 00	- 27,278 84	27,278 84	0 00	0 00	0 00	0 00
18 Jan 02	Foreign exchange USD	0 00	- 32,541 84	32,541 84	0 00	0 00	0 00	0 00
1 Aug 02	Foreign exchange USD	0 00	- 73,513 85	73,513 85	0 00	0 00	0 00	0 00
1 Aug 02	Foreign exchange USD	0 00	- 27,278 84	27,278 84	0 00	0 00	0 00	0 00
13 Mar 02	Foreign exchange USD	0 00	- 32,541 84	32,541 84	0 00	0 00	0 00	0 00
15 Mar 02	Foreign exchange USD	0 00	- 73,513 85	73,513 85	0 00	0 00	0 00	0 00

Foreign exchange

Foreign Exchange

Realized Gain/Loss Detail - Taxable



466



◆ Realized Gain/Loss Detail - Taxable

Trade Date Security Description
 Market Short Term Long Term Translation Short Term Total Long Term
 Realized gain/loss

Foreign Exchange

Foreign exchange

Trade Date	Security Description	Market	Short Term	Long Term	Translation	Short Term	Total	Long Term
23 Jan 02	Foreign exchange	USD	0 00	- 20,488 16	20,488 16	0 00	0 00	0 00
17 Apr 02	Foreign exchange	USD	0 00	- 52,564 53	52,564 53	0 00	0 00	0 00
2 Aug 02	Foreign exchange	USD	0 00	- 59,663 29	59,663 29	0 00	0 00	0 00
24 May 02	Foreign exchange	USD	0 00	- 6,348 28	6,348 28	0 00	0 00	0 00
11 Mar 02	Foreign exchange	USD	0 00	- 20,591 49	20,591 49	0 00	0 00	0 00
14 Mar 02	Foreign exchange	USD	0 00	- 243,873 17	243,873 17	0 00	0 00	0 00
6 Aug 02	Foreign exchange	USD	0 00	- 7,938 81	7,938 81	0 00	0 00	0 00
8 Nov 02	Foreign exchange	USD	0 00	- 5,629 81	5,629 81	0 00	0 00	0 00
25 Feb 02	Foreign exchange	USD	0 00	- 10,844 13	10,844 13	0 00	0 00	0 00
27 Feb 02	Foreign exchange	USD	0 00	- 17,031 10	17,031 10	0 00	0 00	0 00
2 May 02	Foreign exchange	USD	0 00	- 8,129 95	8,129 95	0 00	0 00	0 00

467

Realized Gain/Loss Detail - Taxable

Realized gain/loss _____
Market _____
Short Term _____
Long Term _____
Total _____

Trade Date Security Description Shares/Par Proceeds Cost Short Term Market Short Term Translation Short Term Long Term

Foreign Exchange

Foreign exchange

18 Jul 02 Foreign exchange USD 0.00 - 20,830.25 20,830.25 0.00 0.00 0.00 0.00 0.00 0.00

18 Jul 02 Foreign exchange USD 0.00 - 5,528.87 5,528.87 0.00 0.00 0.00 0.00 0.00 0.00

15 Feb 02 Foreign exchange USD 0.00 - 1,652.84 1,652.84 0.00 0.00 0.00 0.00 0.00 0.00

18 Dec 02 Foreign exchange USD 0.00 - 18,031.44 18,031.44 0.00 0.00 0.00 0.00 0.00 0.00

16 Feb 02 Foreign exchange USD 0.00 - 58,145.13 58,145.13 0.00 0.00 0.00 0.00 0.00 0.00

14 Feb 02 Foreign exchange USD 0.00 - 5,721.57 5,721.57 0.00 0.00 0.00 0.00 0.00 0.00

14 Feb 02 Foreign exchange USD 0.00 - 3,178.38 3,178.38 0.00 0.00 0.00 0.00 0.00 0.00

14 Feb 02 Foreign exchange USD 0.00 - 11,327.82 11,327.82 0.00 0.00 0.00 0.00 0.00 0.00

1 Feb 02 Foreign exchange USD 0.00 - 10,583.83 10,583.83 0.00 0.00 0.00 0.00 0.00 0.00

17 Apr 02 Foreign exchange USD 0.00 - 40,515.11 40,515.11 0.00 0.00 0.00 0.00 0.00 0.00

13 Nov 02 Foreign exchange USD 0.00 - 28,181.88 28,181.88 0.00 0.00 0.00 0.00 0.00 0.00

15 Nov 02 Foreign exchange USD 0.00 - 28,181.88 28,181.88 0.00 0.00 0.00 0.00 0.00 0.00

17 Apr 02 Foreign exchange USD 0.00 - 40,515.11 40,515.11 0.00 0.00 0.00 0.00 0.00 0.00

18 Jul 02 Foreign exchange USD 0.00 - 20,830.25 20,830.25 0.00 0.00 0.00 0.00 0.00 0.00

468

◆ Realized Gain/Loss Detail - Taxable

Trade Date Settle Date	Security Description Acquisition Date	Shares/Par	Proceeds	Cost	Realized gain/loss			Total	
					Short Term	Market Long Term	Translation	Short Term	Long Term
<i>Foreign Exchange</i>									
Foreign exchange									
24 May 02 29 May 02	Foreign exchange USD	0 00	- 11,408 84	11,408 84	0 00	0 00	0 00	0 00	0 00
25 Nov 02 27 Nov 02	Foreign exchange USD	0 00	- 85,272 07	85,272 07	0 00	0 00	0 00	0 00	0 00
8 Aug 02 9 Aug 02	Foreign exchange USD	0 00	- 59,473 09	59,473 09	0 00	0 00	0 00	0 00	0 00
22 Jan 02 24 Jan 02	Foreign exchange USD	0 00	- 10,178 58	10,178 58	0 00	0 00	0 00	0 00	0 00
24 Jul 02 29 Jul 02	Foreign exchange USD	0 00	- 18,874 28	18,874 28	0 00	0 00	0 00	0 00	0 00
8 Aug 02 14 Aug 02	Foreign exchange USD	0 00	- 7,508 83	7,508 83	0 00	0 00	0 00	0 00	0 00
10 Jan 02 14 Jan 02	Foreign exchange USD	0 00	- 21,003 83	21,003 83	0 00	0 00	0 00	0 00	0 00
25 Sep 02 30 Sep 02	Foreign exchange USD	0 00	- 20,669 71	20,669 71	0 00	0 00	0 00	0 00	0 00
23 Jan 02 28 Jan 02	Foreign exchange USD	0 00	- 68,893 59	68,893 59	0 00	0 00	0 00	0 00	0 00
29 Apr 02 30 Apr 02	Foreign exchange USD	0 00	- 8,158 92	8,158 92	0 00	0 00	0 00	0 00	0 00
8 Aug 02 13 Aug 02	Foreign exchange USD	0 00	- 5,589 81	5,589 81	0 00	0 00	0 00	0 00	0 00

469

◆ Realized Gain/Loss Detail - Taxable

Trade Date Settle Date	Security Description Acquisition Date	Shares/Par	Proceeds	Cost	Realized gain/loss			Total	
					Short Term	Market Long Term	Translation	Short Term	Long Term
Foreign Exchange									
Foreign exchange									
14 Oct 02 17 Oct 02	Foreign exchange USD	0 00	- 125,835 81	125,835 81	0 00	0 00	0 00	0 00	0 00
26 Jul 02 31 Jul 02	Foreign exchange USD	0 00	- 14,353 68	14,353 68	0 00	0 00	0 00	0 00	0 00
31 May 02 7 Jun 02	Foreign exchange USD	0 00	- 20,335 81	20,335 81	0 00	0 00	0 00	0 00	0 00
5 Jun 02 10 Jun 02	Foreign exchange USD	0 00	- 19,247 23	19,247 23	0 00	0 00	0 00	0 00	0 00
5 Mar 02 8 Mar 02	Foreign exchange USD	0 00	- 88,281 59	88,281 59	0 00	0 00	0 00	0 00	0 00
3 May 02 8 May 02	Foreign exchange USD	0 00	- 7,428 78	7,428 78	0 00	0 00	0 00	0 00	0 00
8 Nov 02 13 Nov 02	Foreign exchange USD	0 00	- 47,476 50	47,476 50	0 00	0 00	0 00	0 00	0 00
25 Jan 02 28 Jan 02	Foreign exchange USD	0 00	- 323 65	323 65	0 00	0 00	0 00	0 00	0 00
28 May 02 29 May 02	Foreign exchange USD	0 00	- 18,849 01	18,849 01	0 00	0 00	0 00	0 00	0 00
21 Mar 02 25 Mar 02	Foreign exchange USD	0 00	- 48,978 88	48,978 88	0 00	0 00	0 00	0 00	0 00
7 Nov 02 12 Nov 02	Foreign exchange USD	0 00	- 20,843 68	20,843 68	0 00	0 00	0 00	0 00	0 00

470

◆ Realized Gain/Loss Detail - Taxable

Trade Date Settle Date	Security Description Acquisition Date	Shares/Par	Proceeds	Cost	Realized gain/loss			Total	
					Short Term	Market Long Term	Translation	Short Term	Long Term
Foreign Exchange									
Foreign exchange									
8 Feb 02 13 Feb 02	Foreign exchange USD	0 00	- 45,724 85	45,724 85	0 00	0 00	0 00	0 00	0 00
8 Jan 02 11 Jan 02	Foreign exchange USD	0 00	- 77,728 51	77,728 51	0 00	0 00	0 00	0 00	0 00
2 Apr 02 5 Apr 02	Foreign exchange USD	0 00	- 9,821 08	9,821 08	0 00	0 00	0 00	0 00	0 00
7 May 02 10 May 02	Foreign exchange USD	0 00	- 39,798 85	39,798 85	0 00	0 00	0 00	0 00	0 00
1 Mar 02 5 Mar 02	Foreign exchange USD	0 00	- 20,884 58	20,884 58	0 00	0 00	0 00	0 00	0 00
Total United States dollar sales			- 21,555,616 32	21,555,616 32	0 00	0 00	0 00	0 00	0 00
Australian dollar purchases									
1 Jul 02 3 Jul 02	Foreign exchange AUD	0 00	15,569 81	- 15,569 81	0 00	0 00	0 00	0 00	0 00
5 Sep 02 9 Dec 02	Foreign exchange AUD	0 00	449,853 92	- 430,889 34	0 00	0 00	18,164 58	18,164 58	0 00
5 Aug 02 7 Aug 02	Foreign exchange AUD	0 00	28,043 95	- 28,043 95	0 00	0 00	0 00	0 00	0 00
14 Jan 02 18 Apr 02	Foreign exchange AUD	0 00	594,868 55	- 576,899 19	0 00	0 00	17,867 38	17,867 38	0 00
27 Aug 02 5 Sep 02	Foreign exchange AUD	0 00	20,482 95	20,840 28	0 00	0 00	- 357 31	- 357 31	0 00

141

◆ Realized Gain/Loss Detail - Taxable

Trade Date Settle Date	Security Description Acquisition Date	Shares/Par	Proceeds	Cost	Realized gain/loss			Total	
					Short Term	Market Long Term	Translation	Short Term	Long Term
Foreign Exchange									
Foreign exchange									
5 Aug 02 8 Sep 02	Foreign exchange AUD	0 00	443,938 49	- 430,998 11	0 00	0 00	12,940 38	12,940 38	0 00
7 May 02 18 Jul 02	Foreign exchange AUD	0 00	12,332 04	- 11,822 28	0 00	0 00	509 78	509 78	0 00
3 Apr 02 3 Jul 02	Foreign exchange AUD	0 00	414,800 09	- 388,889 24	0 00	0 00	28,210 85	28,210 85	0 00
29 Apr 02 30 Apr 02	Foreign exchange AUD	0 00	54 87	- 54 87	0 00	0 00	0 00	0 00	0 00
1 Jul 02 7 Aug 02	Foreign exchange AUD	0 00	410,034 01	- 435,329 87	0 00	0 00	- 25,295 88	- 25,295 88	0 00
12 Apr 02 18 Jul 02	Foreign exchange AUD	0 00	810,882 40	- 579,388 77	0 00	0 00	31,493 83	31,493 83	0 00
Total Australian dollar purchases			2,988,959 18	- 2,916,426 57	0 00	0 00	82,533 81	82,533 81	0 00
British pound sterling purchases									
13 Dec 02 17 Dec 02	Foreign exchange GBP	0 00	84,682 78	- 84,682 78	0 00	0 00	0 00	0 00	0 00
16 Jul 02 18 Jul 02	Foreign exchange GBP	0 00	10,413 78	- 10,416 48	0 00	0 00	- 2 72	- 2 72	0 00
18 Sep 02 18 Sep 02	Foreign exchange GBP	0 00	12,389 75	- 12,315 05	0 00	0 00	54 70	54 70	0 00
31 Jul 02 2 Aug 02	Foreign exchange GBP	0 00	16,389 57	- 16,389 57	0 00	0 00	0 00	0 00	0 00

478

◆ **Realized Gain/Loss Detail - Taxable**

Trade Date Security Description
 Settle Date Acquisition Date
 Shares/Par
 Proceeds
 Cost
 Short Term
 Long Term
 Market
 Realized gain/loss
 Short Term
 Long Term
 Total

Foreign Exchange

Foreign exchange

15 Jan 02	Foreign exchange	GBP	0 00	18 217 27	- 18,258 59	0 00	0 00	- 39 32	0 00
7 Aug 02	Foreign exchange	GBP	0 00	47,874 27	- 47,874 27	0 00	0 00	0 00	0 00
8 Aug 02	Foreign exchange	GBP	0 00	14,372 85	- 14,372 85	0 00	0 00	0 00	0 00
5 Aug 02	Foreign exchange	GBP	0 00	40 399 93	- 40 152 70	0 00	0 00	247 23	0 00
14 Jun 02	Foreign exchange	GBP	0 00	58,392 47	- 58,392 47	0 00	0 00	0 00	0 00
28 Nov 02	Foreign exchange	GBP	0 00	6,191 83	- 6,191 83	0 00	0 00	0 00	0 00
1 May 02	Foreign exchange	GBP	0 00	30,311 86	- 30,311 86	0 00	0 00	0 00	0 00
10 Sep 02	Foreign exchange	GBP	0 00	7,329 99	- 7,260 33	0 00	0 00	69 66	0 00
23 Jul 02	Foreign exchange	GBP	0 00	674,789 84	- 674,789 84	0 00	0 00	0 00	0 00
10 Dec 02	Foreign exchange	GBP	0 00	5 115 49	- 5,115 49	0 00	0 00	0 00	0 00
23 Sep 02	Foreign exchange	GBP	0 00	13 212 10	- 13,207 97	0 00	0 00	4 13	0 00
15 May 02	Foreign exchange	GBP	0 00	4 13	- 4 13	0 00	0 00	0 00	0 00

473

AS OF 01 DEC 03

◆ Realized Gain/Loss Detail - Taxable

Trade Date Settle Date	Security Description Acquisition Date	Shares/Par	Proceeds	Cost	Realized gain/loss			Total	
					Short Term	Market Long Term	Translation	Short Term	Long Term
Foreign Exchange									
Foreign exchange									
18 Jul 02 24 Jul 02	Foreign exchange GBP	0 00	24,837 87	- 25,123 21	0 00	0 00	- 285 54	- 285 54	0 00
7 Aug 02 9 Aug 02	Foreign exchange GBP	0 00	5,182 37	- 5,182 37	0 00	0 00	0 00	0 00	0 00
18 Apr 02 23 Apr 02	Foreign exchange GBP	0 00	7,168 80	- 7,184 18	0 00	0 00	2 74	2 74	0 00
30 Jul 02 2 Aug 02	Foreign exchange GBP	0 00	81,045 73	- 81,783 75	0 00	0 00	- 738 02	- 738 02	0 00
10 Sep 02 13 Sep 02	Foreign exchange GBP	0 00	26,384 59	- 26,408 38	0 00	0 00	- 11 79	- 11 79	0 00
26 Jul 02 26 Jul 02	Foreign exchange GBP	0 00	881 21	- 881 21	0 00	0 00	0 00	0 00	0 00
28 May 02 30 May 02	Foreign exchange GBP	0 00	5,083 25	- 5,083 25	0 00	0 00	0 00	0 00	0 00
19 Sep 02 23 Sep 02	Foreign exchange GBP	0 00	14,458 05	- 14,458 05	0 00	0 00	0 00	0 00	0 00
16 Jul 02 18 Jul 02	Foreign exchange GBP	0 00	11,214 22	- 11,248 58	0 00	0 00	- 34 38	- 34 38	0 00
18 Sep 02 24 Sep 02	Foreign exchange GBP	0 00	9 438 87	- 9,418 72	0 00	0 00	19 95	19 95	0 00
1 Aug 02 5 Aug 02	Foreign exchange GBP	0 00	12,892 23	- 12,892 23	0 00	0 00	0 00	0 00	0 00

HL7

◆ Realized Gain/Loss Detail - Taxable

Trade Date Settle Date	Security Description Acquisition Date	Shares/Par	Proceeds	Cost	Realized gain/loss			Total	
					Short Term	Market Long Term	Translation	Short Term	Long Term
Foreign Exchange									
Foreign exchange									
3 Jul 02 8 Jul 02	Foreign exchange GBP	0 00	121,856 34	- 121,856 34	0 00	0 00	0 00	0 00	0 00
29 Jul 02 31 Jul 02	Foreign exchange GBP	0 00	5,797 06	- 5,797 06	0 00	0 00	0 00	0 00	0 00
15 Aug 02 20 Aug 02	Foreign exchange GBP	0 00	95,111 00	- 85,513 34	0 00	0 00	- 402 34	- 402 34	0 00
28 Jul 02 30 Jul 02	Foreign exchange GBP	0 00	24,370 87	- 24,370 87	0 00	0 00	0 00	0 00	0 00
20 Dec 02 27 Dec 02	Foreign exchange GBP	0 00	7,902 03	- 7,939 66	0 00	0 00	- 37 63	- 37 63	0 00
17 Apr 02 22 Apr 02	Foreign exchange GBP	0 00	291,063 56	- 290,742 90	0 00	0 00	320 66	320 66	0 00
16 May 02 21 May 02	Foreign exchange GBP	0 00	32,704 89	- 32,651 17	0 00	0 00	53 82	53 82	0 00
14 May 02 17 May 02	Foreign exchange GBP	0 00	5,602 84	- 5,578 88	0 00	0 00	24 08	24 08	0 00
16 Apr 02 19 Apr 02	Foreign exchange GBP	0 00	132,272 87	- 131,816 86	0 00	0 00	658 01	658 01	0 00
23 Dec 02 30 Dec 02	Foreign exchange GBP	0 00	5,235 09	- 5,220 26	0 00	0 00	14 83	14 83	0 00
29 May 02 31 May 02	Foreign exchange GBP	0 00	5,097 45	- 5,097 45	0 00	0 00	0 00	0 00	0 00

475

◆ Realized Gain/Loss Detail - Taxable

Trade Date Settle Date	Security Description Acquisition Date	Shares/Par	Proceeds	Cost	Realized gain/loss			Total	
					Short Term	Market Long Term	Translation	Short Term	Long Term
Foreign Exchange									
Foreign exchange									
30 May 02 8 Jun 02	Foreign exchange GBP	0 00	32,888 81	- 33,125 52	0 00	0 00	- 238 81	- 238 81	0 00
30 Jul 02 1 Aug 02	Foreign exchange GBP	0 00	18,267 13	- 18,267 13	0 00	0 00	0 00	0 00	0 00
18 Dec 02 23 Dec 02	Foreign exchange GBP	0 00	9,939 59	- 9,929 72	0 00	0 00	9 87	9 87	0 00
8 May 02 9 May 02	Foreign exchange GBP	0 00	14,761 88	- 14,854 85	0 00	0 00	- 93 19	- 93 19	0 00
10 Sep 02 12 Sep 02	Foreign exchange GBP	0 00	847,314 59	- 847,314 59	0 00	0 00	0 00	0 00	0 00
19 Dec 02 24 Dec 02	Foreign exchange GBP	0 00	20,074 34	- 20,233 08	0 00	0 00	- 158 72	- 158 72	0 00
12 Apr 02 17 Apr 02	Foreign exchange GBP	0 00	215,498 93	- 215,128 84	0 00	0 00	369 89	369 89	0 00
7 Jun 02 12 Jun 02	Foreign exchange GBP	0 00	12,873 83	- 12,823 28	0 00	0 00	50 64	50 64	0 00
25 Jul 02 30 Jul 02	Foreign exchange GBP	0 00	11,878 17	- 11,874 72	0 00	0 00	- 188 55	- 188 55	0 00
14 May 02 17 May 02	Foreign exchange GBP	0 00	219,008 42	- 218,178 75	0 00	0 00	830 67	830 67	0 00
2 May 02 7 May 02	Foreign exchange GBP	0 00	6,104 32	- 6,104 32	0 00	0 00	0 00	0 00	0 00

476

◆ Realized Gain/Loss Detail - Taxable

Trade Date Settle Date	Security Description Acquisition Date	Shares/Par	Proceeds	Cost	Realized gain/loss			Total	
					Short Term	Market Long Term	Translation	Short Term	Long Term
Foreign Exchange									
10 May 02 14 May 02	Foreign exchange GBP	0 00	2,504 82	- 2,504 82	0 00	0 00	0 00	0 00	0 00
28 Apr 02 1 May 02	Foreign exchange GBP	0 00	39 517 14	- 39,517 14	0 00	0 00	0 00	0 00	0 00
12 Jul 02 16 Jul 02	Foreign exchange GBP	0 00	118,008 88	- 118 009 98	0 00	0 00	0 00	0 00	0 00
15 Jan 02 17 Jan 02	Foreign exchange GBP	0 00	8,077 05	- 8,077 05	0 00	0 00	0 00	0 00	0 00
18 Jun 02 20 Jun 02	Foreign exchange GBP	0 00	21 178 63	- 21,178 63	0 00	0 00	0 00	0 00	0 00
11 Mar 02 14 Mar 02	Foreign exchange GBP	0 00	198,253 03	- 187,293 57	0 00	0 00	- 1 040 54	- 1,040 54	0 00
10 Jun 02 13 Jun 02	Foreign exchange GBP	0 00	11,617 45	- 11,535 18	0 00	0 00	82 27	82 27	0 00
13 Jun 02 18 Jun 02	Foreign exchange GBP	0 00	20,808 79	- 20,524 28	0 00	0 00	82 51	82 51	0 00
3 Sep 02 5 Sep 02	Foreign exchange GBP	0 00	1,888 84	- 1,888 84	0 00	0 00	0 00	0 00	0 00
22 Jan 02 25 Jan 02	Foreign exchange GBP	0 00	17,373 83	- 17,453 20	0 00	0 00	- 78 57	- 78 57	0 00
15 Jul 02 17 Jul 02	Foreign exchange GBP	0 00	178,504 57	- 179,504 57	0 00	0 00	0 00	0 00	0 00

477

◆ Realized Gain/Loss Detail - Taxable

Trade Date Settle Date	Security Description Acquisition Date	Shares/Par	Proceeds	Cost	Realized gain/loss			Total	
					Short Term	Market Long Term	Translation	Short Term	Long Term
Foreign Exchange									
8 Jun 02 11 Jun 02	Foreign exchange GBP	0 00	35,978 00	- 35,965 04	0 00	0 00	12 98	12 98	0 00
31 Jul 02 2 Aug 02	Foreign exchange GBP	0 00	232,388 88	- 232,388 88	0 00	0 00	0 00	0 00	0 00
2 May 02 7 May 02	Foreign exchange GBP	0 00	6,818 81	- 6 818 81	0 00	0 00	0 00	0 00	0 00
11 Jan 02 18 Jan 02	Foreign exchange GBP	0 00	9,153 81	- 9,139 54	0 00	0 00	14 27	14 27	0 00
22 Apr 02 26 Apr 02	Foreign exchange GBP	0 00	1,374,008 53	- 1,388 945 88	0 00	0 00	5,082 85	5 082 85	0 00
11 Oct 02 15 Oct 02	Foreign exchange GBP	0 00	27,452 27	- 27,452 27	0 00	0 00	0 00	0 00	0 00
12 Sep 02 17 Sep 02	Foreign exchange GBP	0 00	18,704 83	- 18,905 74	0 00	0 00	- 201 11	- 201 11	0 00
23 Apr 02 28 Apr 02	Foreign exchange GBP	0 00	10,884 08	- 10,828 92	0 00	0 00	57 17	57 17	0 00
28 Jul 02 30 Jul 02	Foreign exchange GBP	0 00	451,032 50	- 451,032 50	0 00	0 00	0 00	0 00	0 00
30 Jul 02 31 Jul 02	Foreign exchange GBP	0 00	22,831 88	- 22,831 88	0 00	0 00	0 00	0 00	0 00
14 Aug 02 18 Aug 02	Foreign exchange GBP	0 00	5,324 12	- 5,324 12	0 00	0 00	0 00	0 00	0 00

178

◆ Realized Gain/Loss Detail - Taxable

Trade Date Settle Date	Security Description Acquisition Date	Shares/Par	Proceeds	Cost	Realized gain/loss			Total	
					Short Term	Market Long Term	Translation	Short Term	Long Term
<i>Foreign Exchange</i>									
Foreign exchange									
25 Feb 02 28 Feb 02	Foreign exchange GBP	0 00	240,402 11	- 241,744 28	0 00	0 00	- 1,342 18	- 1 342 18	0 00
2 Aug 02 6 Aug 02	Foreign exchange GBP	0 00	28,458 78	- 28 458 78	0 00	0 00	0 00	0 00	0 00
8 Aug 02 12 Aug 02	Foreign exchange GBP	0 00	11 149 57	- 11 149 57	0 00	0 00	0 00	0 00	0 00
29 Aug 02 3 Sep 02	Foreign exchange GBP	0 00	7 083 89	- 7 083 89	0 00	0 00	0 00	0 00	0 00
29 Jul 02 31 Jul 02	Foreign exchange GBP	0 00	8 858 57	- 8,858 57	0 00	0 00	0 00	0 00	0 00
13 Sep 02 18 Sep 02	Foreign exchange GBP	0 00	10,680 89	- 10,801 43	0 00	0 00	- 120 74	- 120 74	0 00
13 May 02 15 May 02	Foreign exchange GBP	0 00	28,672 59	- 29,672 59	0 00	0 00	0 00	0 00	0 00
11 Sep 02 18 Sep 02	Foreign exchange GBP	0 00	22 458 08	- 22,357 20	0 00	0 00	100 88	100 88	0 00
14 Aug 02 18 Aug 02	Foreign exchange GBP	0 00	5,368 24	- 5 374 35	0 00	0 00	- 6 11	- 6 11	0 00
3 May 02 8 May 02	Foreign exchange GBP	0 00	9 980 28	- 9,980 28	0 00	0 00	0 00	0 00	0 00
28 Jul 02 28 Jul 02	Foreign exchange GBP	0 00	661 21	- 661 21	0 00	0 00	0 00	0 00	0 00

479

◆ Realized Gain/Loss Detail - Taxable

Trade Date Settle Date	Security Description Acquisition Date	Shares/Par	Proceeds	Cost	Realized gain/loss			Total	
					Short Term	Market Long Term	Translation	Short Term	Long Term
Foreign Exchange									
Foreign exchange									
24 May 02 28 May 02	Foreign exchange GBP	0 00	8,088 03	- 8,088 03	0 00	0 00	0 00	0 00	0 00
24 Sep 02 28 Sep 02	Foreign exchange GBP	0 00	214,931 88	- 214,931 88	0 00	0 00	0 00	0 00	0 00
18 Dec 02 19 Dec 02	Foreign exchange GBP	0 00	8,830 88	- 8,588 58	0 00	0 00	42 30	42 30	0 00
18 Jul 02 23 Jul 02	Foreign exchange GBP	0 00	10,337 84	- 10,321 38	0 00	0 00	18 28	18 28	0 00
17 Jan 02 22 Jan 02	Foreign exchange GBP	0 00	32,532 44	- 32,530 02	0 00	0 00	2 42	2 42	0 00
25 Apr 02 30 Apr 02	Foreign exchange GBP	0 00	12,248 78	- 12,233 53	0 00	0 00	13 23	13 23	0 00
11 Jan 02 15 Jan 02	Foreign exchange GBP	0 00	8,085 81	- 8,085 81	0 00	0 00	0 00	0 00	0 00
22 May 02 24 May 02	Foreign exchange GBP	0 00	38,800 84	- 38,800 84	0 00	0 00	0 00	0 00	0 00
21 May 02 24 May 02	Foreign exchange GBP	0 00	25,876 04	- 28,001 17	0 00	0 00	- 125 13	- 125 13	0 00
13 May 02 18 May 02	Foreign exchange GBP	0 00	35,780 78	- 35,819 81	0 00	0 00	- 38 83	- 38 83	0 00
23 Sep 02 28 Sep 02	Foreign exchange GBP	0 00	9,520 58	- 8,501 62	0 00	0 00	18 96	18 96	0 00

480

◆ Realized Gain/Loss Detail - Taxable

Trade Date Settle Date	Security Description Acquisition Date	Shares/Par	Proceeds	Cost	Realized gain/loss			Total	
					Short Term	Market Long Term	Translation	Short Term	Long Term
<i>Foreign Exchange</i>									
Foreign exchange									
28 Jul 02 30 Jul 02	Foreign exchange GBP	0 00	5 077 42	- 5 077 42	0 00	0 00	0 00	0 00	0 00
18 Jan 02 18 Jan 02	Foreign exchange GBP	0 00	73,373 08	- 73,373 08	0 00	0 00	0 00	0 00	0 00
22 Mar 02 28 Mar 02	Foreign exchange GBP	0 00	184,988 73	- 184,988 73	0 00	0 00	0 00	0 00	0 00
24 Sep 02 27 Sep 02	Foreign exchange GBP	0 00	12 320 52	- 12 319 32	0 00	0 00	1 20	1 20	0 00
24 May 02 28 May 02	Foreign exchange GBP	0 00	7 578 68	- 7,578 68	0 00	0 00	0 00	0 00	0 00
4 Mar 02 7 Mar 02	Foreign exchange GBP	0 00	82,030 28	- 82,118 28	0 00	0 00	- 88 03	- 88 03	0 00
22 Nov 02 27 Nov 02	Foreign exchange GBP	0 00	48 685 63	- 48,278 80	0 00	0 00	- 612 87	- 612 87	0 00
24 Oct 02 28 Oct 02	Foreign exchange GBP	0 00	1,410 299 80	- 1,410,299 80	0 00	0 00	0 00	0 00	0 00
13 Jun 02 17 Jun 02	Foreign exchange GBP	0 00	138,410 17	- 138,410 17	0 00	0 00	0 00	0 00	0 00
12 Jun 02 14 Jun 02	Foreign exchange GBP	0 00	8,437 41	- 8,437 41	0 00	0 00	0 00	0 00	0 00
18 Jan 02 23 Jan 02	Foreign exchange GBP	0 00	29 217 52	- 29 405 84	0 00	0 00	- 188 32	- 188 32	0 00

184

Realized Gain/Loss Detail - Taxable

Trade Date Security Description Shares/Par Proceeds Cost Short Term Long Term Market Realized gain/loss Total

Foreign Exchange

Foreign exchange

12 Aug 02	Foreign exchange	GBP	0.00	70,801.52	- 70,188.48	0.00	0.00	603.04	0.00
30 Apr 02	Foreign exchange	GBP	0.00	8,185.88	- 8,185.88	0.00	0.00	0.00	0.00
10 Dec 02	Foreign exchange	GBP	0.00	43,728.18	- 43,728.65	0.00	0.00	- 2.48	0.00
17 Sep 02	Foreign exchange	GBP	0.00	32,182.89	- 31,888.87	0.00	0.00	294.02	0.00
20 May 02	Foreign exchange	GBP	0.00	13,377.15	- 13,374.39	0.00	0.00	2.78	0.00
18 Apr 02	Foreign exchange	GBP	0.00	39,828.55	- 38,828.55	0.00	0.00	0.00	0.00
18 Apr 02	Foreign exchange	GBP	0.00	7,247.18	- 7,242.13	0.00	0.00	5.05	0.00
17 Dec 02	Foreign exchange	GBP	0.00	13,188.52	- 13,188.52	0.00	0.00	0.00	0.00
14 Mar 02	Foreign exchange	GBP	0.00	244,507.20	- 243,873.17	0.00	0.00	634.03	0.00
8 Aug 02	Foreign exchange	GBP	0.00	7,938.81	- 7,938.81	0.00	0.00	0.00	0.00
2 May 02	Foreign exchange	GBP	0.00	8,132.81	- 8,128.85	0.00	0.00	2.88	0.00

487



◆ Realized Gain/Loss Detail - Taxable

Trade Date Settle Date	Security Description Acquisition Date	Shares/Par	Proceeds	Cost	Realized gain/loss			Total	
					Short Term	Market Long Term	Translation	Short Term	Long Term
Foreign Exchange									
18 Jul 02 22 Jul 02	Foreign exchange GBP	0 00	20 930 25	- 20,930 25	0 00	0 00	0 00	0 00	0 00
19 Jul 02 23 Jul 02	Foreign exchange GBP	0 00	5 529 67	- 5 529 67	0 00	0 00	0 00	0 00	0 00
18 Dec 02 20 Dec 02	Foreign exchange GBP	0 00	18,031 44	- 18,031 44	0 00	0 00	0 00	0 00	0 00
24 May 02 28 May 02	Foreign exchange GBP	0 00	11 408 84	- 11,408 84	0 00	0 00	0 00	0 00	0 00
25 Nov 02 27 Nov 02	Foreign exchange GBP	0 00	85,272 07	- 85,272 07	0 00	0 00	0 00	0 00	0 00
24 Jul 02 29 Jul 02	Foreign exchange GBP	0 00	18 620 71	- 18 674 28	0 00	0 00	- 53 57	- 53 57	0 00
9 Aug 02 14 Aug 02	Foreign exchange GBP	0 00	7,559 22	- 7,508 93	0 00	0 00	52 29	52 29	0 00
8 Aug 02 13 Aug 02	Foreign exchange GBP	0 00	5 589 81	- 5 589 81	0 00	0 00	0 00	0 00	0 00
31 May 02 7 Jun 02	Foreign exchange GBP	0 00	20,369 38	- 20 335 81	0 00	0 00	33 75	33 75	0 00
5 Jun 02 10 Jun 02	Foreign exchange GBP	0 00	19,284 95	- 19,247 23	0 00	0 00	17 72	17 72	0 00
3 May 02 8 May 02	Foreign exchange GBP	0 00	7 429 78	- 7 429 78	0 00	0 00	0 00	0 00	0 00

483

Realized Gain/Loss Detail - Taxable

Realized gain/loss _____
 Market _____
 Short Term _____
 Long Term _____
 Total _____

Trade Date	Security Description	Shares/Par	Proceeds	Cost	Short Term	Long Term	Market	Realized gain/loss
28 May 02	Foreign exchange GBP	18,848 01	18,848 01	- 18,848 01	0 00	0 00	0 00	0 00
7 May 02	Foreign exchange GBP	38 525 28	38 525 28	- 38 799 65	0 00	0 00	- 273 37	- 273 37

Foreign Exchange

Total British pound sterling purchases								
			9,461,544.27	- 9,448,072.33	0 00	0 00	3,471.94	3,471.94
Canadian dollar purchases								

8 Nov 02	Foreign exchange CAD	188,374 65	188,374 65	- 188,374 65	0 00	0 00	0 00	0 00
12 Aug 02	Foreign exchange CAD	158,880 09	158,880 09	- 158,880 09	0 00	0 00	0 00	0 00
25 Mar 02	Foreign exchange CAD	83,982 34	83,982 34	- 83,982 34	0 00	0 00	0 00	0 00
17 Sep 02	Foreign exchange CAD	37,438 24	37,438 24	- 37,438 24	0 00	0 00	0 00	0 00
12 Mar 02	Foreign exchange CAD	115,894 81	115,894 81	- 115,894 81	0 00	0 00	0 00	0 00
17 May 02	Foreign exchange CAD	254,880 28	254,880 28	- 254,880 28	0 00	0 00	0 00	0 00
21 May 02	Foreign exchange CAD	249,241 38	249,241 38	- 249,832 50	0 00	0 00	408 88	408 88
15 Feb 02	Foreign exchange CAD	13,821 27	13,821 27	- 13,821 27	0 00	0 00	0 00	0 00
18 Sep 02	Foreign exchange CAD	0 00	0 00	0 00	0 00	0 00	0 00	0 00

484

◆ Realized Gain/Loss Detail - Taxable

Trade Date Settle Date	Security Description Acquisition Date	Shares/Par	Proceeds	Cost	Realized gain/loss			Total	
					Short Term	Market Long Term	Translation	Short Term	Long Term
<i>Foreign Exchange</i>									
Foreign exchange									
19 Nov 02 21 Nov 02	Foreign exchange CAD	0 00	239,877 23	- 239,877 23	0 00	0 00	0 00	0 00	0 00
8 Aug 02 12 Aug 02	Foreign exchange CAD	0 00	32 613 16	- 32 613 16	0 00	0 00	0 00	0 00	0 00
18 Sep 02 20 Sep 02	Foreign exchange CAD	0 00	21,589 84	- 21,589 84	0 00	0 00	0 00	0 00	0 00
18 Sep 02 23 Sep 02	Foreign exchange CAD	0 00	8,163 22	- 8,163 22	0 00	0 00	0 00	0 00	0 00
23 Sep 02 25 Sep 02	Foreign exchange CAD	0 00	4,138 37	- 4,138 37	0 00	0 00	0 00	0 00	0 00
27 Mar 02 1 Apr 02	Foreign exchange CAD	0 00	85,125 20	- 85,125 20	0 00	0 00	0 00	0 00	0 00
8 Aug 02 12 Aug 02	Foreign exchange CAD	0 00	245 978 99	- 245 978 99	0 00	0 00	0 00	0 00	0 00
2 Oct 02 4 Oct 02	Foreign exchange CAD	0 00	659 31	659 31	0 00	0 00	0 00	0 00	0 00
8 Aug 02 8 Aug 02	Foreign exchange CAD	0 00	5,189 88	- 5,189 88	0 00	0 00	0 00	0 00	0 00
25 Nov 02 27 Nov 02	Foreign exchange CAD	0 00	87,555 78	- 87,555 78	0 00	0 00	0 00	0 00	0 00
11 Mar 02 14 Mar 02	Foreign exchange CAD	0 00	69,031 13	- 69,378 85	0 00	0 00	- 345 52	- 345 52	0 00

485

◆ Realized Gain/Loss Detail - Taxable

Trade Date Settle Date	Security Description Acquisition Date	Shares/Par	Proceeds	Cost	Realized gain/loss			Total	
					Short Term	Market Long Term	Translation	Short Term	Long Term
Foreign Exchange									
Foreign exchange									
3 Oct 02 7 Oct 02	Foreign exchange CAD	0 00	4,597 88	- 4,597 88	0 00	0 00	0 00	0 00	0 00
28 Mar 02 28 Mar 02	Foreign exchange CAD	0 00	41,928 41	- 41,928 41	0 00	0 00	0 00	0 00	0 00
10 Apr 02 12 Apr 02	Foreign exchange CAD	0 00	82,493 41	- 82,493 41	0 00	0 00	0 00	0 00	0 00
20 Sep 02 24 Sep 02	Foreign exchange CAD	0 00	8,847 55	- 8,847 55	0 00	0 00	0 00	0 00	0 00
30 Sep 02 2 Oct 02	Foreign exchange CAD	0 00	3,438 10	- 3,438 10	0 00	0 00	0 00	0 00	0 00
8 Apr 02 10 Apr 02	Foreign exchange CAD	0 00	33,441 17	- 33,441 17	0 00	0 00	0 00	0 00	0 00
13 Jun 02 14 Jun 02	Foreign exchange CAD	0 00	84,344 80	- 84,344 80	0 00	0 00	0 00	0 00	0 00
25 Sep 02 27 Sep 02	Foreign exchange CAD	0 00	21,815 28	- 21,815 28	0 00	0 00	0 00	0 00	0 00
1 Oct 02 3 Oct 02	Foreign exchange CAD	0 00	1,371 25	- 1,371 25	0 00	0 00	0 00	0 00	0 00
28 Sep 02 30 Sep 02	Foreign exchange CAD	0 00	4,184 60	- 4,184 60	0 00	0 00	0 00	0 00	0 00
28 Jul 02 30 Jul 02	Foreign exchange CAD	0 00	28,980 87	- 28,980 87	0 00	0 00	0 00	0 00	0 00

486

◆ Realized Gain/Loss Detail - Taxable

Trade Date Settle Date	Security Description Acquisition Date	Shares/Par	Proceeds	Cost	Realized gain/loss			Total	
					Short Term	Market Long Term	Transiation	Short Term	Long Term
Foreign Exchange									
Foreign exchange									
7 Oct 02 9 Oct 02	Foreign exchange CAD	0 00	11,182 43	- 11,182 43	0 00	0 00	0 00	0 00	0 00
9 Apr 02 11 Apr 02	Foreign exchange CAD	0 00	17,030 84	- 17,030 84	0 00	0 00	0 00	0 00	0 00
22 Mar 02 28 Mar 02	Foreign exchange CAD	0 00	85,758 87	- 85,758 87	0 00	0 00	0 00	0 00	0 00
8 Aug 02 9 Aug 02	Foreign exchange CAD	0 00	44,208 39	- 44,208 39	0 00	0 00	0 00	0 00	0 00
13 Mar 02 15 Mar 02	Foreign exchange CAD	0 00	32,541 84	- 32,541 84	0 00	0 00	0 00	0 00	0 00
18 Aug 02 21 Aug 02	Foreign exchange CAD	0 00	251,675 19	- 251,675 19	0 00	0 00	0 00	0 00	0 00
18 Jan 02 23 Jan 02	Foreign exchange CAD	0 00	250,262 86	- 248,278 00	0 00	0 00	988 86	988 86	0 00
21 Mar 02 25 Mar 02	Foreign exchange CAD	0 00	48,878 88	- 48,978 88	0 00	0 00	0 00	0 00	0 00
Total Canadian dollar purchases			2,945,455 44	- 2,944,405 22	0 00	0 00	1,050 22	1,050 22	0 00
Danish krone purchases									
22 May 02 24 May 02	Foreign exchange DKK	0 00	19,171 16	- 19,171 16	0 00	0 00	0 00	0 00	0 00
21 May 02 24 May 02	Foreign exchange DKK	0 00	82,132 11	- 82,018 50	0 00	0 00	115 81	115 81	0 00

487

Realized Gain/Loss Detail - Taxable

Realized gain/loss _____
 Market _____
 Long Term _____
 Short Term _____
 Translation _____
 Total _____

Foreign Exchange

Foreign exchange

24 May 02 Foreign exchange DKK 0.00 28,431.88 -28,431.88 0.00 0.00 0.00

15 May 02 Foreign exchange DKK 0.00 42,589.52 -42,188.57 0.00 408.95 0.00

18 May 02 Foreign exchange DKK 0.00 55,472.00 -55,088.85 0.00 373.35 0.00

23 May 02 Foreign exchange DKK 0.00 15,823.28 -15,923.28 0.00 0.00 0.00

Total Danish krona purchases 223,730.04 -222,831.13 0.00 898.91 0.00

Euro purchases

1 Aug 02 Foreign exchange EUR 0.00 312,713.87 -312,213.28 0.00 500.58 0.00

30 Apr 02 Foreign exchange EUR 0.00 8,117.44 -8,108.82 0.00 10.52 0.00

22 Feb 02 Foreign exchange EUR 0.00 10,815.85 -10,803.35 0.00 -87.40 0.00

28 Jul 02 Foreign exchange EUR 0.00 10,819.80 -10,818.32 0.00 1.58 0.00

26 Jul 02 Foreign exchange EUR 0.00 133,871.75 -133,871.75 0.00 0.00 0.00

18 Apr 02 Foreign exchange EUR 0.00 7,788.37 -7,788.37 0.00 0.00 0.00

887

◆ Realized Gain/Loss Detail - Taxable

Trade Date Settle Date	Security Description Acquisition Date	Shares/Par	Proceeds	Cost	Realized gain/loss			Total	
					Short Term	Market Long Term	Translation	Short Term	Long Term
<i>Foreign Exchange</i>									
Foreign exchange									
8 Aug 02 8 Aug 02	Foreign exchange EUR	0 00	20,308 72	- 20,308 72	0 00	0 00	0 00	0 00	0 00
14 Mar 02 18 Sep 02	Foreign exchange EUR	0 00	790,562 26	- 715,298 02	0 00	0 00	75,264 24	75,264 24	0 00
5 Mar 02 7 Mar 02	Foreign exchange EUR	0 00	8,155 01	- 8,155 01	0 00	0 00	0 00	0 00	0 00
15 Feb 02 20 Feb 02	Foreign exchange EUR	0 00	5,860 01	- 5,860 01	0 00	0 00	0 00	0 00	0 00
9 Jan 02 14 Jan 02	Foreign exchange EUR	0 00	77,302 30	- 77,362 89	0 00	0 00	- 60 59	- 60 59	0 00
8 Aug 02 13 Aug 02	Foreign exchange EUR	0 00	18,528 26	- 18,528 26	0 00	0 00	0 00	0 00	0 00
22 Apr 02 28 Oct 02	Foreign exchange EUR	0 00	1 446,607 50	- 1,308 450 63	0 00	0 00	140 156 87	140,156 87	0 00
18 Mar 02 20 Mar 02	Foreign exchange EUR	0 00	8,292 46	- 8,292 46	0 00	0 00	0 00	0 00	0 00
26 Feb 02 1 Mar 02	Foreign exchange EUR	0 00	5 888 60	- 5,887 92	0 00	0 00	0 68	0 68	0 00
24 Jan 02 29 Jan 02	Foreign exchange EUR	0 00	28 907 61	- 29,439 80	0 00	0 00	- 531 89	- 531 89	0 00
18 Oct 02 23 Oct 02	Foreign exchange EUR	0 00	11,802 71	- 11 551 07	0 00	0 00	51 64	51 64	0 00

687

◆ Realized Gain/Loss Detail - Taxable

Trade Date Settle Date	Security Description Acquisition Date	Shares/Par	Proceeds	Cost	Realized gain/loss			Total	
					Short Term	Market Long Term	Translation	Short Term	Long Term
Foreign Exchange									
Foreign exchange									
11 Oct 01 15 Jan 02	Foreign exchange EUR	0 00	298,081 28	- 300,000 00	0 00	0 00	- 1,808 72	- 1,808 72	0 00
22 Apr 02 25 Apr 02	Foreign exchange EUR	0 00	22,045 37	- 21,987 88	0 00	0 00	57 51	57 51	0 00
27 Feb 02 1 Mar 02	Foreign exchange EUR	0 00	10,788 27	- 10,788 27	0 00	0 00	0 00	0 00	0 00
18 Nov 01 20 Feb 02	Foreign exchange EUR	0 00	247,258 93	- 248,661 40	0 00	0 00	- 2,404 47	- 2,404 47	0 00
15 Oct 01 18 Jan 02	Foreign exchange EUR	0 00	344,582 88	- 353,830 30	0 00	0 00	- 8,337 41	- 8,337 41	0 00
18 Aug 02 18 Dec 02	Foreign exchange EUR	0 00	177,778 58	- 188 000 00	0 00	0 00	9 778 58	9 778 58	0 00
13 Dec 02 17 Dec 02	Foreign exchange EUR	0 00	8 004 80	- 8,004 80	0 00	0 00	0 00	0 00	0 00
8 Aug 02 8 Aug 02	Foreign exchange EUR	0 00	11,151 04	- 11,151 04	0 00	0 00	0 00	0 00	0 00
18 Apr 02 18 Apr 02	Foreign exchange EUR	0 00	13,454 80	- 13,454 80	0 00	0 00	0 00	0 00	0 00
15 May 02 17 May 02	Foreign exchange EUR	0 00	28,022 27	- 28,022 27	0 00	0 00	0 00	0 00	0 00
25 Jun 01 26 Mar 02	Foreign exchange EUR	0 00	185,120 87	- 180,977 41	0 00	0 00	4,143 46	4,143 46	0 00

490

◆ Realized Gain/Loss Detail - Taxable

Trade Date Settle Date	Security Description Acquisition Date	Shares/Par	Proceeds	Cost	Realized gain/loss			Total	
					Short Term	Market Long Term	Translation	Short Term	Long Term
Foreign Exchange									
13 May 02 15 May 02	Foreign exchange EUR	0 00	6,133 34	- 6,133 34	0 00	0 00	0 00	0 00	0 00
15 Oct 02 17 Oct 02	Foreign exchange EUR	0 00	786 03	- 786 03	0 00	0 00	0 00	0 00	0 00
10 Jun 02 12 Sep 02	Foreign exchange EUR	0 00	625 550 85	- 605 424 38	0 00	0 00	20,128 49	20,128 49	0 00
25 Mar 02 27 Jun 02	Foreign exchange EUR	0 00	249,183 92	- 219,832 95	0 00	0 00	29,350 97	29 350 97	0 00
14 Feb 02 15 Feb 02	Foreign exchange EUR	0 00	19,719 80	- 19 719 80	0 00	0 00	0 00	0 00	0 00
27 Feb 02 4 Mar 02	Foreign exchange EUR	0 00	1,489 71	- 1,480 82	0 00	0 00	- 1 11	- 1 11	0 00
11 Apr 02 15 Apr 02	Foreign exchange EUR	0 00	6,120 81	- 6,120 81	0 00	0 00	0 00	0 00	0 00
20 May 02 22 May 02	Foreign exchange EUR	0 00	48,523 64	- 48,523 64	0 00	0 00	0 00	0 00	0 00
25 Jun 02 27 Sep 02	Foreign exchange EUR	0 00	239,592 88	- 237 097 15	0 00	0 00	2 485 71	2,485 71	0 00
31 Jul 02 2 Aug 02	Foreign exchange EUR	0 00	8 811 19	- 8,811 19	0 00	0 00	0 00	0 00	0 00
20 Feb 02 22 Feb 02	Foreign exchange EUR	0 00	5 776 64	- 5,776 64	0 00	0 00	0 00	0 00	0 00

491

◆ Realized Gain/Loss Detail - Taxable

Trade Date Settle Date	Security Description Acquisition Date	Shares/Par	Proceeds	Cost	Realized gain/loss			Total	
					Short Term	Market Long Term	Transiation	Short Term	Long Term
Foreign Exchange									
Foreign exchange									
8 Mar 02 13 Mar 02	Foreign exchange EUR	0 00	86,374 62	- 86,488 44	0 00	0 00	- 123 82	- 123 82	0 00
18 Apr 02 23 Apr 02	Foreign exchange EUR	0 00	1,888 81	- 1,889 48	0 00	0 00	- 2 68	- 2 68	0 00
2 Aug 02 7 Aug 02	Foreign exchange EUR	0 00	16,774 73	- 17,181 78	0 00	0 00	- 407 03	- 407 03	0 00
31 Jul 02 5 Aug 02	Foreign exchange EUR	0 00	18,507 48	- 18 377 83	0 00	0 00	129 55	129 55	0 00
18 Sep 02 23 Sep 02	Foreign exchange EUR	0 00	18,883 38	- 18,555 81	0 00	0 00	107 57	107 57	0 00
5 Jun 02 7 Jun 02	Foreign exchange EUR	0 00	7,851 23	- 7,851 23	0 00	0 00	0 00	0 00	0 00
28 Feb 02 5 Mar 02	Foreign exchange EUR	0 00	34,835 04	- 34,818 17	0 00	0 00	18 87	18 87	0 00
22 Mar 02 27 Mar 02	Foreign exchange EUR	0 00	14,870 68	- 14,877 51	0 00	0 00	- 6 83	- 6 83	0 00
18 Aug 01 21 May 02	Foreign exchange EUR	0 00	456,374 05	- 450,527 25	0 00	0 00	5,848 80	5 848 80	0 00
5 Aug 02 8 Aug 02	Foreign exchange EUR	0 00	53,705 04	- 54,305 82	0 00	0 00	- 600 88	- 600 88	0 00
28 Jan 02 30 Jan 02	Foreign exchange EUR	0 00	29,479 98	- 29 479 98	0 00	0 00	0 00	0 00	0 00

ebh

◆ Realized Gain/Loss Detail - Taxable

Trade Date Settle Date	Security Description Acquisition Date	Shares/Par	Proceeds	Cost	Realized gain/loss			Total	
					Short Term	Market Long Term	Translation	Short Term	Long Term
Foreign Exchange									
Foreign exchange									
25 Oct 02 30 Oct 02	Foreign exchange EUR	0 00	18,456 75	- 18 291 02	0 00	0 00	165 73	165 73	0 00
20 Feb 02 25 Feb 02	Foreign exchange EUR	0 00	30,451 85	- 30,219 83	0 00	0 00	231 82	231 82	0 00
18 Apr 02 22 Jul 02	Foreign exchange EUR	0 00	374 136 24	- 327,211 84	0 00	0 00	46 924 30	46 924 30	0 00
4 Mar 02 6 Jun 02	Foreign exchange EUR	0 00	67,219 48	- 62,093 09	0 00	0 00	5,126 39	5,126 39	0 00
7 Nov 02 8 Nov 02	Foreign exchange EUR	0 00	42,388 16	- 42 388 16	0 00	0 00	0 00	0 00	0 00
12 Aug 02 15 Aug 02	Foreign exchange EUR	0 00	18 196 63	- 18,053 81	0 00	0 00	142 82	142 82	0 00
4 Mar 02 7 Mar 02	Foreign exchange EUR	0 00	63,174 47	- 62 807 55	0 00	0 00	366 92	366 92	0 00
11 Mar 02 13 Mar 02	Foreign exchange EUR	0 00	13 412 95	- 13 412 95	0 00	0 00	0 00	0 00	0 00
28 Mar 02 28 Mar 02	Foreign exchange EUR	0 00	1,580 58	- 1,580 58	0 00	0 00	0 00	0 00	0 00
15 Feb 02 20 Feb 02	Foreign exchange EUR	0 00	10 063 01	- 10 063 01	0 00	0 00	0 00	0 00	0 00
23 Aug 02 27 Aug 02	Foreign exchange EUR	0 00	69,281 87	- 69,281 87	0 00	0 00	0 00	0 00	0 00

493

Realized Gain/Loss Detail - Taxable

Trade Date Security Description Shares/Par Proceeds Short Term Long Term Market Translation Short Term Total Long Term
 Realized gain/loss

Foreign Exchange

Foreign exchange

25 Mar 02	Foreign exchange	EUR	0.00	14,662.68	- 14,748.63	0.00	0.00	- 85.97	- 85.97	0.00
8 May 02	Foreign exchange	EUR	0.00	7,827.52	- 7,827.52	0.00	0.00	0.00	0.00	0.00
31 May 02	Foreign exchange	EUR	0.00	12,285.25	- 12,127.08	0.00	0.00	138.19	138.19	0.00
11 Apr 02	Foreign exchange	EUR	0.00	84,032.67	- 84,197.53	0.00	0.00	- 164.86	- 164.86	0.00
18 Oct 02	Foreign exchange	EUR	0.00	34,788.35	- 34,788.35	0.00	0.00	0.00	0.00	0.00
10 Oct 02	Foreign exchange	EUR	0.00	12,002.52	- 12,002.52	0.00	0.00	0.00	0.00	0.00
20 Nov 02	Foreign exchange	EUR	0.00	47,843.76	- 47,868.23	0.00	0.00	- 124.47	- 124.47	0.00
27 Dec 02	Foreign exchange	EUR	0.00	13,749.72	- 13,749.72	0.00	0.00	0.00	0.00	0.00
12 Apr 02	Foreign exchange	EUR	0.00	18,458.02	- 18,384.42	0.00	0.00	84.60	84.60	0.00
7 Mar 02	Foreign exchange	EUR	0.00	2,891.61	- 2,891.61	0.00	0.00	0.00	0.00	0.00
28 Sep 01	Foreign exchange	EUR	0.00	275,288.35	- 280,000.00	0.00	0.00	- 14,713.65	- 14,713.65	0.00

hhh

◆ Realized Gain/Loss Detail - Taxable

Trade Date Settle Date	Security Description Acquisition Date	Shares/Par	Proceeds	Cost	Realized gain/loss			Total	
					Short Term	Market Long Term	Translation	Short Term	Long Term
Foreign Exchange									
14 Nov 02 18 Nov 02	Foreign exchange EUR	0 00	8,118 80	- 8,118 80	0 00	0 00	0 00	0 00	0 00
15 Feb 02 21 May 02	Foreign exchange EUR	0 00	261,487 77	- 246,961 09	0 00	0 00	14,526 68	14,526 68	0 00
8 Aug 02 9 Aug 02	Foreign exchange EUR	0 00	43,254 60	- 43,075 94	0 00	0 00	178 66	178 66	0 00
28 Oct 01 30 Jul 02	Foreign exchange EUR	0 00	447,668 87	- 405,309 51	0 00	0 00	42,357 36	42,357 36	0 00
14 Jun 01 18 Mar 02	Foreign exchange EUR	0 00	892,329 48	- 884,204 11	0 00	0 00	28,125 37	28,125 37	0 00
21 Jun 02 25 Jun 02	Foreign exchange EUR	0 00	7,973 59	- 7,973 59	0 00	0 00	0 00	0 00	0 00
2 Aug 02 8 Aug 02	Foreign exchange EUR	0 00	35,791 81	- 35,791 81	0 00	0 00	0 00	0 00	0 00
23 May 02 28 Aug 02	Foreign exchange EUR	0 00	501,951 49	- 469,965 87	0 00	0 00	31,985 82	31,985 82	0 00
16 May 02 21 May 02	Foreign exchange EUR	0 00	42,630 18	- 42,195 80	0 00	0 00	434 58	434 58	0 00
22 Jan 02 25 Jan 02	Foreign exchange EUR	0 00	37,708 63	- 38,083 91	0 00	0 00	- 357 28	- 357 28	0 00
28 Nov 02 28 Nov 02	Foreign exchange EUR	0 00	17,188 85	- 17,188 95	0 00	0 00	0 00	0 00	0 00

495

◆ Realized Gain/Loss Detail - Taxable

Trade Date Settle Date	Security Description Acquisition Date	Shares/Par	Proceeds	Cost	Realized gain/loss			Total	
					Short Term	Market Long Term	Translation	Short Term	Long Term
Foreign Exchange									
Foreign exchange									
7 Aug 02 12 Aug 02	Foreign exchange EUR	0 00	7,288 75	- 7,328 00	0 00	0 00	- 29 25	- 29 25	0 00
10 Sep 02 12 Dec 02	Foreign exchange EUR	0 00	689,400 98	- 683,088 27	0 00	0 00	26,312 71	26,312 71	0 00
11 Oct 02 15 Oct 02	Foreign exchange EUR	0 00	24,721 32	- 24,721 32	0 00	0 00	0 00	0 00	0 00
18 Oct 02 21 Oct 02	Foreign exchange EUR	0 00	60,818 60	- 61,444 25	0 00	0 00	- 625 65	- 625 65	0 00
31 May 02 5 Jun 02	Foreign exchange EUR	0 00	6,709 18	- 6,830 25	0 00	0 00	78 83	78 83	0 00
26 Apr 02 2 May 02	Foreign exchange EUR	0 00	20,312 10	- 20,214 16	0 00	0 00	97 94	97 94	0 00
27 Mar 02 3 Apr 02	Foreign exchange EUR	0 00	28,165 16	- 28,881 49	0 00	0 00	283 67	283 67	0 00
8 Aug 02 8 Aug 02	Foreign exchange EUR	0 00	35,002 79	- 35,002 79	0 00	0 00	0 00	0 00	0 00
7 Mar 02 11 Mar 02	Foreign exchange EUR	0 00	5,992 09	- 5,992 09	0 00	0 00	0 00	0 00	0 00
27 Nov 02 28 Nov 02	Foreign exchange EUR	0 00	21,577 58	- 21,577 58	0 00	0 00	0 00	0 00	0 00
3 Apr 02 8 Apr 02	Foreign exchange EUR	0 00	48,481 30	- 49,588 28	0 00	0 00	- 107 98	- 107 98	0 00

496

◆ Realized Gain/Loss Detail - Taxable

Trade Date Settle Date	Security Description Acquisition Date	Shares/Par	Proceeds	Cost	Realized gain/loss			Total	
					Short Term	Market Long Term	Translation	Short Term	Long Term
<i>Foreign Exchange</i>									
Foreign exchange									
2 May 02 7 May 02	Foreign exchange EUR	0 00	7,894 68	- 7,883 37	0 00	0 00	111 31	111 31	0 00
24 Apr 02 28 Apr 02	Foreign exchange EUR	0 00	20 809 52	- 20 664 79	0 00	0 00	144 73	144 73	0 00
18 Apr 02 18 Jul 02	Foreign exchange EUR	0 00	381 848 43	- 316,034 81	0 00	0 00	45,811 52	45 811 52	0 00
8 Aug 02 13 Aug 02	Foreign exchange EUR	0 00	7,343 27	- 7,282 52	0 00	0 00	80 75	80 75	0 00
15 Aug 02 19 Aug 02	Foreign exchange EUR	0 00	12,382 42	- 12,382 42	0 00	0 00	0 00	0 00	0 00
1 May 02 8 May 02	Foreign exchange EUR	0 00	6,118 83	- 6,072 68	0 00	0 00	48 25	48 25	0 00
29 Aug 01 28 Feb 02	Foreign exchange EUR	0 00	485,546 37	- 509,785 28	0 00	0 00	24,248 81	- 24 248 81	0 00
13 Feb 02 15 Feb 02	Foreign exchange EUR	0 00	14 614 93	- 14,614 93	0 00	0 00	0 00	0 00	0 00
14 Nov 02 18 Nov 02	Foreign exchange EUR	0 00	105 812 97	- 105 489 80	0 00	0 00	413 17	413 17	0 00
17 May 02 21 May 02	Foreign exchange EUR	0 00	8,305 18	- 8 305 18	0 00	0 00	0 00	0 00	0 00
10 Sep 02 12 Sep 02	Foreign exchange EUR	0 00	20,390 42	- 20 390 42	0 00	0 00	0 00	0 00	0 00

1497

Realized Gain/Loss Detail - Taxable

Trade Date Security Description Shares/Par Proceeds Cost Short Term Long Term Market Translation Short Term Total Long Term
 Realized gain/loss

Foreign Exchange

Foreign exchange

8 Jan 02	Foreign exchange	EUR	0 00	328,438 13	- 328,224 82	0 00	0 00	211 21	211 21	0 00
17 Apr 02	Foreign exchange	EUR	0 00	32,183 08	- 32,213 66	0 00	0 00	- 20 57	- 20 57	0 00
18 Oct 01	Foreign exchange	EUR	0 00	251,348 22	- 254,754 28	0 00	0 00	- 3,406 04	- 3,406 04	0 00
21 Nov 02	Foreign exchange	EUR	0 00	18,835 03	- 20,022 83	0 00	0 00	- 187 80	- 187 80	0 00
23 May 02	Foreign exchange	EUR	0 00	2,085 19	- 2,085 18	0 00	0 00	0 00	0 00	0 00
15 May 02	Foreign exchange	EUR	0 00	6,152 73	- 6,152 73	0 00	0 00	0 00	0 00	0 00
18 Jan 02	Foreign exchange	EUR	0 00	23,633 19	- 23,633 18	0 00	0 00	0 00	0 00	0 00
8 Aug 02	Foreign exchange	EUR	0 00	18,180 44	- 18,180 44	0 00	0 00	0 00	0 00	0 00
14 Jan 02	Foreign exchange	EUR	0 00	89,878 48	- 101,118 15	0 00	0 00	- 1,238 68	- 1,239 88	0 00
8 Aug 02	Foreign exchange	EUR	0 00	7,247 24	- 7,331 77	0 00	0 00	- 84 53	- 84 53	0 00
8 Nov 02	Foreign exchange	EUR	0 00	18,709 32	- 18,709 32	0 00	0 00	0 00	0 00	0 00

8667

◆ Realized Gain/Loss Detail - Taxable

Trade Date Settle Date	Security Description Acquisition Date	Shares/Par	Proceeds	Cost	Realized gain/loss			Total	
					Short Term	Market Long Term	Translation	Short Term	Long Term
<i>Foreign Exchange</i>									
Foreign exchange									
16 Aug 02 20 Aug 02	Foreign exchange EUR	0 00	7,482 04	- 7,482 04	0 00	0 00	0 00	0 00	0 00
22 Apr 02 24 Apr 02	Foreign exchange EUR	0 00	6,178 27	- 6,178 27	0 00	0 00	0 00	0 00	0 00
18 Dec 02 18 Dec 02	Foreign exchange EUR	0 00	22,203 19	- 22,203 19	0 00	0 00	0 00	0 00	0 00
10 Jan 02 15 Jan 02	Foreign exchange EUR	0 00	53,654 62	- 53,486 52	0 00	0 00	168 10	168 10	0 00
8 May 02 13 May 02	Foreign exchange EUR	0 00	6 098 83	- 6,098 83	0 00	0 00	0 00	0 00	0 00
8 Oct 02 11 Oct 02	Foreign exchange EUR	0 00	272,850 39	- 272,950 39	0 00	0 00	0 00	0 00	0 00
9 Aug 02 14 Aug 02	Foreign exchange EUR	0 00	6,099 08	- 6 054 44	0 00	0 00	44 62	44 62	0 00
6 Aug 02 9 Aug 02	Foreign exchange EUR	0 00	7,421 19	- 7,390 54	0 00	0 00	30 65	30 65	0 00
3 May 02 7 May 02	Foreign exchange EUR	0 00	8 249 89	- 8,249 89	0 00	0 00	0 00	0 00	0 00
11 Jun 02 14 Jun 02	Foreign exchange EUR	0 00	7 836 29	- 7 860 72	0 00	0 00	- 24 43	- 24 43	0 00
8 May 02 13 May 02	Foreign exchange EUR	0 00	7,918 11	- 7 844 80	0 00	0 00	73 31	73 31	0 00

449
667

◆ Realized Gain/Loss Detail - Taxable

Trade Date Settle Date	Security Description Acquisition Date	Shares/Par	Proceeds	Cost	Realized gain/loss			Total	
					Short Term	Market Long Term	Translation	Short Term	Long Term
Foreign Exchange									
Foreign exchange									
25 Jul 02 30 Jul 02	Foreign exchange EUR	0 00	128,803 19	- 132,221 88	0 00	0 00	- 3,318 67	- 3,318 67	0 00
28 Jul 02 31 Jul 02	Foreign exchange EUR	0 00	78,239 35	- 78,278 31	0 00	0 00	- 38 98	- 38 98	0 00
8 Nov 02 12 Nov 02	Foreign exchange EUR	0 00	8,031 60	- 8,031 60	0 00	0 00	0 00	0 00	0 00
18 Jan 02 23 Apr 02	Foreign exchange EUR	0 00	328,193 17	- 324,854 88	0 00	0 00	3 238 31	3 238 31	0 00
18 Apr 02 23 Apr 02	Foreign exchange EUR	0 00	10,880 88	- 10,713 02	0 00	0 00	- 32 08	- 32 08	0 00
28 Apr 02 30 Apr 02	Foreign exchange EUR	0 00	7 659 89	- 7 659 89	0 00	0 00	0 00	0 00	0 00
18 Sep 02 23 Sep 02	Foreign exchange EUR	0 00	271,431 80	- 269,878 60	0 00	0 00	1,752 20	1,752 20	0 00
24 Apr 02 28 Apr 02	Foreign exchange EUR	0 00	8,148 58	- 8,148 58	0 00	0 00	0 00	0 00	0 00
4 Dec 01 6 Mar 02	Foreign exchange EUR	0 00	55,808 51	- 57,035 05	0 00	0 00	- 1,228 54	- 1,228 54	0 00
21 May 02 23 May 02	Foreign exchange EUR	0 00	8,055 81	- 8,055 81	0 00	0 00	0 00	0 00	0 00
15 Oct 02 17 Oct 02	Foreign exchange EUR	0 00	18,829 80	- 18,829 80	0 00	0 00	0 00	0 00	0 00

500

◆ Realized Gain/Loss Detail - Taxable

Trade Date Settle Date	Security Description Acquisition Date	Shares/Par	Proceeds	Cost	Realized gain/loss			Total	
					Short Term	Market Long Term	Translation	Short Term	Long Term
Foreign Exchange									
Foreign exchange									
7 Nov 02 12 Nov 02	Foreign exchange EUR	0 00	8,534 51	- 8,534 51	0 00	0 00	0 00	0 00	0 00
25 Oct 02 30 Oct 02	Foreign exchange EUR	0 00	71,704 01	- 71,088 35	0 00	0 00	617 66	617 66	0 00
19 Oct 01 23 Jan 02	Foreign exchange EUR	0 00	342,217 18	- 346 854 61	0 00	0 00	- 4,637 43	- 4,637 43	0 00
24 Oct 02 29 Oct 02	Foreign exchange EUR	0 00	83,218 44	- 82,715 58	0 00	0 00	502 86	502 86	0 00
8 Feb 02 13 Feb 02	Foreign exchange EUR	0 00	12,785 92	- 12,743 18	0 00	0 00	42 78	42 78	0 00
10 Oct 02 15 Oct 02	Foreign exchange EUR	0 00	53,277 00	- 53,277 00	0 00	0 00	0 00	0 00	0 00
15 Aug 02 19 Aug 02	Foreign exchange EUR	0 00	24,826 19	- 24,826 19	0 00	0 00	0 00	0 00	0 00
8 Aug 02 8 Aug 02	Foreign exchange EUR	0 00	248,313 47	- 248,313 47	0 00	0 00	0 00	0 00	0 00
18 Apr 02 23 Apr 02	Foreign exchange EUR	0 00	10,684 39	- 10,710 45	0 00	0 00	- 28 06	- 28 06	0 00
28 May 02 31 May 02	Foreign exchange EUR	0 00	8,104 55	- 8,029 37	0 00	0 00	75 18	75 18	0 00
22 Apr 02 28 Apr 02	Foreign exchange EUR	0 00	17,658 28	- 17,457 79	0 00	0 00	200 47	200 47	0 00

◆ **Realized Gain/Loss Detail - Taxable**

Realized gain/loss _____
 Market _____
 Short Term _____
 Long Term _____
 Translation _____
 Short Term _____
 Long Term _____
 Total _____

Foreign Exchange

Foreign exchange

Trade Date	Security Description	Shares/Par	Proceeds	Cost	Short Term	Long Term	Translation	Short Term	Long Term
18 Aug 02	Foreign exchange	EUR	248,818 15	- 241,020 82	0 00	0 00	7,785 23	7,785 23	0 00
2 Aug 02	Foreign exchange	EUR	58 833 77	- 58,833 77	0 00	0 00	0 00	0 00	0 00
12 Aug 02	Foreign exchange	EUR	80,878 52	- 78,882 83	0 00	0 00	683 68	683 68	0 00
12 Mar 02	Foreign exchange	EUR	18,278 31	- 18 143 08	0 00	0 00	133 23	133 23	0 00
7 Feb 02	Foreign exchange	EUR	8,487 55	- 8,320 84	0 00	0 00	178 91	178 91	0 00
8 Mar 02	Foreign exchange	EUR	8,160 20	- 8,160 20	0 00	0 00	0 00	0 00	0 00
15 Aug 02	Foreign exchange	EUR	85,809 14	- 88,078 88	0 00	0 00	- 489 52	- 489 52	0 00
8 Dec 02	Foreign exchange	EUR	10,781 88	- 10,782 45	0 00	0 00	- 0 57	- 0 57	0 00
14 Aug 02	Foreign exchange	EUR	17,801 54	- 17,801 54	0 00	0 00	0 00	0 00	0 00
14 Mar 02	Foreign exchange	EUR	18,488 07	- 18 521 14	0 00	0 00	- 35 07	- 35 07	0 00
7 Mar 02	Foreign exchange	EUR	42,232 59	- 42,521 89	0 00	0 00	- 289 10	- 289 10	0 00

205

◆ Realized Gain/Loss Detail - Taxable

Trade Date Settle Date	Security Description Acquisition Date	Shares/Par	Proceeds	Cost	Realized gain/loss			Total	
					Short Term	Market Long Term	Translation	Short Term	Long Term
<i>Foreign Exchange</i>									
Foreign exchange									
14 Aug 02 19 Aug 02	Foreign exchange EUR	0 00	26 897 49	- 26 820 85	0 00	0 00	76 64	76 64	0 00
28 Feb 02 27 Feb 02	Foreign exchange EUR	0 00	1,434 58	- 1,434 58	0 00	0 00	0 00	0 00	0 00
21 Nov 02 26 Nov 02	Foreign exchange EUR	0 00	49,565 33	- 50,047 38	0 00	0 00	- 482 03	- 482 03	0 00
20 Nov 02 25 Nov 02	Foreign exchange EUR	0 00	193,724 48	- 194,238 21	0 00	0 00	- 511 73	- 511 73	0 00
14 May 02 18 May 02	Foreign exchange EUR	0 00	6,027 33	- 6,027 33	0 00	0 00	0 00	0 00	0 00
25 Apr 02 30 Apr 02	Foreign exchange EUR	0 00	26 814 80	- 26,807 81	0 00	0 00	106 99	106 99	0 00
12 Feb 02 15 Feb 02	Foreign exchange EUR	0 00	36,015 53	- 36,287 41	0 00	0 00	- 271 88	- 271 88	0 00
15 Feb 02 19 Feb 02	Foreign exchange EUR	0 00	64 803 25	- 64,803 25	0 00	0 00	0 00	0 00	0 00
25 Feb 02 28 May 02	Foreign exchange EUR	0 00	471,317 32	- 444,912 58	0 00	0 00	26,404 76	26,404 76	0 00
8 Feb 02 12 Feb 02	Foreign exchange EUR	0 00	12,588 88	- 12,588 88	0 00	0 00	0 00	0 00	0 00
8 Aug 02 14 Aug 02	Foreign exchange EUR	0 00	7,339 39	- 7 285 71	0 00	0 00	53 68	53 68	0 00

503

◆ Realized Gain/Loss Detail - Taxable

Trade Date Settle Date	Security Description Acquisition Date	Shares/Par	Proceeds	Cost	Realized gain/loss			Total	
					Short Term	Market Long Term	Translation	Short Term	Long Term
Foreign Exchange									
Foreign exchange									
28 Mar 02 2 Apr 02	Foreign exchange EUR	0 00	14,800 88	- 14,759 72	0 00	0 00	41 16	41 16	0 00
28 Feb 02 4 Mar 02	Foreign exchange EUR	0 00	6,021 50	- 6,021 50	0 00	0 00	0 00	0 00	0 00
11 Mar 02 14 Mar 02	Foreign exchange EUR	0 00	88,018 38	- 88,982 10	0 00	0 00	28 28	28 28	0 00
30 Jul 02 2 Aug 02	Foreign exchange EUR	0 00	53,835 28	- 53,815 35	0 00	0 00	- 80 07	- 80 07	0 00
4 Apr 02 8 Apr 02	Foreign exchange EUR	0 00	7,890 38	- 7,890 38	0 00	0 00	0 00	0 00	0 00
5 Nov 02 8 Nov 02	Foreign exchange EUR	0 00	83,105 28	- 82,378 30	0 00	0 00	728 99	728 89	0 00
5 Aug 02 7 Aug 02	Foreign exchange EUR	0 00	58,075 45	- 58,075 45	0 00	0 00	0 00	0 00	0 00
15 May 02 20 May 02	Foreign exchange EUR	0 00	51,891 37	- 51,414 81	0 00	0 00	478 46	478 48	0 00
17 May 02 21 Aug 02	Foreign exchange EUR	0 00	271,240 70	- 254,877 05	0 00	0 00	16,263 65	16,263 65	0 00
18 Jan 02 23 Jan 02	Foreign exchange EUR	0 00	23,603 83	- 23,656 53	0 00	0 00	- 52 60	- 52 60	0 00
2 Aug 02 7 Aug 02	Foreign exchange EUR	0 00	54,881 09	- 56,340 83	0 00	0 00	- 1,349 74	- 1,349 74	0 00

504

◆ Realized Gain/Loss Detail - Taxable

Trade Date Settle Date	Security Description Acquisition Date	Shares/Par	Proceeds	Cost	Realized gain/loss			Total	
					Short Term	Market Long Term	Translation	Short Term	Long Term
<i>Foreign Exchange</i>									
Foreign exchange									
14 Jan 02 16 Jan 02	Foreign exchange EUR	0 00	53,750 15	- 53,750 15	0 00	0 00	0 00	0 00	0 00
28 Mar 02 4 Apr 02	Foreign exchange EUR	0 00	29,111 87	- 28,786 92	0 00	0 00	324 95	324 95	0 00
5 Mar 02 8 Mar 02	Foreign exchange EUR	0 00	27,433 22	- 27,157 42	0 00	0 00	275 80	275 80	0 00
18 Nov 02 22 Nov 02	Foreign exchange EUR	0 00	213,752 88	- 214,500 64	0 00	0 00	- 747 66	- 747 66	0 00
4 Apr 02 9 Apr 02	Foreign exchange EUR	0 00	16,187 32	- 16,243 16	0 00	0 00	- 55 84	- 55 84	0 00
3 Apr 02 5 Apr 02	Foreign exchange EUR	0 00	82,163 09	- 82,163 09	0 00	0 00	0 00	0 00	0 00
17 May 02 21 Nov 02	Foreign exchange EUR	0 00	435,108 52	- 395,878 34	0 00	0 00	39,132 18	38,132 18	0 00
22 Mar 02 26 Sep 02	Foreign exchange EUR	0 00	218,434 17	- 194,888 88	0 00	0 00	23,545 28	23,545 28	0 00
7 Feb 02 12 Feb 02	Foreign exchange EUR	0 00	60,278 86	- 59,784 23	0 00	0 00	515 63	515 63	0 00
27 Jun 01 28 Mar 02	Foreign exchange EUR	0 00	1,783,214 19	- 1,730,869 04	0 00	0 00	32,245 15	32,245 15	0 00
6 Mar 02 11 Mar 02	Foreign exchange EUR	0 00	47,773 58	- 47,785 29	0 00	0 00	- 21 73	- 21 73	0 00

505

◆ Realized Gain/Loss Detail - Taxable

Realized gain/loss _____
 Market _____
 Short Term _____
 Long Term _____
 Total _____

Trade Date Security Description
 Settle Date Acquisition Date

Shares/Par Proceeds Cost Short Term Long Term

Foreign Exchange

Foreign exchange

24 Jul 01 Foreign exchange EUR 0 00 1,385,888 14 - 1,323,888 48 0 00 42,029 88 42,029 88 0 00

24 Oct 02 Foreign exchange EUR 0 00 33,303 30 - 33,127 13 0 00 178 17 178 17 0 00

23 Dec 02 Foreign exchange EUR 0 00 40,227 88 - 39,858 40 0 00 371 28 371 28 0 00

12 Nov 02 Foreign exchange EUR 0 00 7,008 78 - 7,008 78 0 00 0 00 0 00 0 00

7 Nov 02 Foreign exchange EUR 0 00 8,588 73 - 8,588 73 0 00 0 00 0 00 0 00

13 Aug 02 Foreign exchange EUR 0 00 22,479 18 - 22,584 13 0 00 - 84 84 - 84 84 0 00

14 Aug 02 Foreign exchange EUR 0 00 7,488 18 - 7,484 83 0 00 21 33 21 33 0 00

12 Nov 02 Foreign exchange EUR 0 00 18,897 51 - 18,887 51 0 00 0 00 0 00 0 00

23 Apr 02 Foreign exchange EUR 0 00 13,884 11 - 13,809 77 0 00 154 34 154 34 0 00

22 Nov 02 Foreign exchange EUR 0 00 10,000 08 - 10,047 40 0 00 - 47 32 - 47 32 0 00

15 Jan 02 Foreign exchange EUR 0 00 320,280 88 - 320,258 47 0 00 24 42 24 42 0 00

905

Account Number: 8071
 Account Name: BUNDESEN/CAPITAL GUARBIAN
 1 JAN 02 3 11 DEC 02

◆ Realized Gain/Loss Detail - Taxable

Trade Date Security Description
 Settle Date Acquisition Date
 Shares/Par Proceeds Cost Short Term Long Term Translation Short Term Total Long Term

Foreign Exchange

Foreign exchange

8 May 02	Foreign exchange	EUR	0 00	8,205 95	- 8,205 95	0 00	0 00	0 00	0 00	0 00
1 Aug 02	Foreign exchange	EUR	0 00	27,279 84	- 27,279 84	0 00	0 00	0 00	0 00	0 00
18 Jul 02	Foreign exchange	EUR	0 00	339,678 49	- 350,280 73	0 00	0 00	- 10,582 24	- 10,582 24	0 00
2 Aug 02	Foreign exchange	EUR	0 00	58,291 15	- 59,883 29	0 00	0 00	- 1,382 14	- 1,382 14	0 00
24 May 02	Foreign exchange	EUR	0 00	6,348 29	- 8,348 28	0 00	0 00	0 00	0 00	0 00
25 Feb 02	Foreign exchange	EUR	0 00	10,777 78	10,844 13	0 00	0 00	- 66 35	- 66 35	0 00
27 Feb 02	Foreign exchange	EUR	0 00	17,034 07	- 17,031 10	0 00	0 00	2 97	2 97	0 00
15 Feb 02	Foreign exchange	EUR	0 00	1,652 84	- 1,652 84	0 00	0 00	0 00	0 00	0 00
14 Feb 02	Foreign exchange	EUR	0 00	5,721 57	- 5,721 57	0 00	0 00	0 00	0 00	0 00
23 Jan 02	Foreign exchange	EUR	0 00	65,887 91	- 68,893 59	0 00	0 00	- 1,005 68	- 1,005 68	0 00
29 Apr 02	Foreign exchange	EUR	0 00	8,158 92	- 8,158 92	0 00	0 00	0 00	0 00	0 00

LOS

◆ Realized Gain/Loss Detail - Taxable

Trade Date Settle Date	Security Description Acquisition Date	Shares/Par	Proceeds	Cost	Realized gain/loss			Total	
					Short Term	Market Long Term	Translation	Short Term	Long Term
Foreign Exchange									
Foreign exchange									
14 Oct 02 17 Oct 02	Foreign exchange EUR	0 00	125,365 20	- 125,935 81	0 00	0 00	- 570 81	- 570 81	0 00
28 Jul 02 31 Jul 02	Foreign exchange EUR	0 00	14,348 38	- 14,353 68	0 00	0 00	- 5 32	- 5 32	0 00
28 Mar 02 30 Sep 02	Foreign exchange EUR	0 00	1,852,810 50	- 1,475,587 20	0 00	0 00	177,043 30	177,043 30	0 00
5 Mar 02 8 Mar 02	Foreign exchange EUR	0 00	88,140 32	- 88,281 59	0 00	0 00	858 73	858 73	0 00
8 Feb 02 13 Feb 02	Foreign exchange EUR	0 00	45,882 54	- 45,724 85	0 00	0 00	137 88	137 88	0 00
2 Apr 02 5 Apr 02	Foreign exchange EUR	0 00	8 842 95	- 8,621 08	0 00	0 00	21 88	21 88	0 00
31 May 02 4 Dec 02	Foreign exchange EUR	0 00	443,185 88	- 411 930 95	0 00	0 00	31,255 01	31,255 01	0 00
Total Euro purchases			24,685,019 13	- 23,832,842 31	0.00	0 00	852,076.82	852,076 82	0 00
Hong Kong dollar purchases									
18 Jun 02 20 Jun 02	Foreign exchange HKD	0 00	21,814 30	- 21,814 30	0 00	0 00	0 00	0 00	0 00
24 Jan 02 28 Jan 02	Foreign exchange HKD	0 00	21,111 32	- 21,111 32	0 00	0 00	0 00	0 00	0 00
7 Mar 02 11 Mar 02	Foreign exchange HKD	0 00	21,581 20	- 21,581 20	0 00	0 00	0 00	0 00	0 00

◆ Realized Gain/Loss Detail - Taxable

Trade Date Settle Date	Security Description Acquisition Date	Shares/Par	Proceeds	Cost	Realized gain/loss			Total	
					Short Term	Market Long Term	Translation	Short Term	Long Term
Foreign Exchange									
22 Feb 02 26 Feb 02	Foreign exchange HKD	0 00	21,144 84	- 21,144 84	0 00	0 00	0 00	0 00	0 00
7 Feb 02 15 Feb 02	Foreign exchange HKD	0 00	42,461 18	- 42,461 87	0 00	0 00	- 0 49	- 0 49	0 00
19 Jun 02 21 Jun 02	Foreign exchange HKD	0 00	21,400 49	- 21,400 49	0 00	0 00	0 00	0 00	0 00
18 Jul 02 18 Jul 02	Foreign exchange HKD	0 00	15,523 47	- 15,523 47	0 00	0 00	0 00	0 00	0 00
9 Jan 02 11 Jan 02	Foreign exchange HKD	0 00	21,114 83	- 21,114 83	0 00	0 00	0 00	0 00	0 00
20 Feb 02 22 Feb 02	Foreign exchange HKD	0 00	52 588 29	- 52 588 29	0 00	0 00	0 00	0 00	0 00
21 Jun 02 25 Jun 02	Foreign exchange HKD	0 00	21,384 17	- 21,384 17	0 00	0 00	0 00	0 00	0 00
5 Sep 02 8 Sep 02	Foreign exchange HKD	0 00	58,150 88	- 58 150 88	0 00	0 00	0 00	0 00	0 00
29 Jan 02 31 Jan 02	Foreign exchange HKD	0 00	247 809 15	- 247,809 15	0 00	0 00	0 00	0 00	0 00
28 Jun 02 28 Jun 02	Foreign exchange HKD	0 00	22,487 63	- 22,487 63	0 00	0 00	0 00	0 00	0 00
28 Jan 02 30 Jan 02	Foreign exchange HKD	0 00	21 145 57	- 21 145 57	0 00	0 00	0 00	0 00	0 00

509

◆ Realized Gain/Loss Detail - Taxable

Trade Date Settle Date	Security Description Acquisition Date	Shares/Par	Proceeds	Cost	Realized gain/loss			Total	
					Short Term	Market Long Term	Translation	Short Term	Long Term
Foreign Exchange									
Foreign exchange									
14 Jun 02 18 Jun 02	Foreign exchange HKD	0 00	55,871 87	- 55,871 87	0 00	0 00	0 00	0 00	0 00
14 May 02 18 May 02	Foreign exchange HKD	0 00	15,383 24	- 15,383 24	0 00	0 00	0 00	0 00	0 00
10 Jul 02 12 Jul 02	Foreign exchange HKD	0 00	21,455 27	- 21,455 27	0 00	0 00	0 00	0 00	0 00
22 Feb 02 25 Feb 02	Foreign exchange HKD	0 00	11,017 39	- 11,017 39	0 00	0 00	0 00	0 00	0 00
18 Jun 02 18 Jun 02	Foreign exchange HKD	0 00	28,934 53	- 28,934 53	0 00	0 00	0 00	0 00	0 00
3 May 02 7 May 02	Foreign exchange HKD	0 00	20,211 59	- 20,211 59	0 00	0 00	0 00	0 00	0 00
19 Feb 02 21 Feb 02	Foreign exchange HKD	0 00	32,748 91	- 32,748 91	0 00	0 00	0 00	0 00	0 00
20 Mar 02 20 Jun 02	Foreign exchange HKD	0 00	175,050 48	- 174,838 20	0 00	0 00	114 28	114 28	0 00
27 Jun 02 2 Jul 02	Foreign exchange HKD	0 00	23,120 10	- 23,119 51	0 00	0 00	0 59	0 59	0 00
19 Feb 02 20 Feb 02	Foreign exchange HKD	0 00	33,452 44	- 33,452 44	0 00	0 00	0 00	0 00	0 00
8 Jan 02 10 Jan 02	Foreign exchange HKD	0 00	20,183 08	- 20,183 08	0 00	0 00	0 00	0 00	0 00

510

◆ Realized Gain/Loss Detail - Taxable

Trade Date Security Description
 Acquire Date Acquisition Date
 Shares/Par Proceeds Cost Short Term Long Term Market Translation Short Term Long Term Total

Foreign Exchange
 Foreign Exchange

5 Feb 02	Foreign exchange	HKD	20 691 92	- 20 691 92	0 00	0 00	0 00	0 00	0 00	0 00
7 Feb 02	Foreign exchange	HKD	20 691 92	- 20 691 92	0 00	0 00	0 00	0 00	0 00	0 00
30 Jan 02	Foreign exchange	HKD	20 849 33	- 20 849 33	0 00	0 00	0 00	0 00	0 00	0 00
17 Apr 02	Foreign exchange	HKD	52 584 53	- 52 584 53	0 00	0 00	0 00	0 00	0 00	0 00
11 Mar 02	Foreign exchange	HKD	20 591 49	- 20 591 49	0 00	0 00	0 00	0 00	0 00	0 00
13 Mar 02	Foreign exchange	HKD	58 145 13	- 58 145 13	0 00	0 00	0 00	0 00	0 00	0 00
15 Feb 02	Foreign exchange	HKD	21 003 83	- 21 003 83	0 00	0 00	0 00	0 00	0 00	0 00
10 Jan 02	Foreign exchange	HKD	20 884 58	- 20 884 58	0 00	0 00	0 00	0 00	0 00	0 00
1 Mar 02	Foreign exchange	HKD	1 259 554 79	- 1 259 440 41	0 00	0 00	114 38	114 38	0 00	0 00
Total Hong Kong dollar purchases										
Japanese yen purchases										
5 Aug 02	Foreign exchange	JPY	438 599 49	- 438 599 49	0 00	0 00	0 00	0 00	0 00	0 00
7 Aug 02	Foreign exchange	JPY	27 178 93	- 27 209 57	0 00	0 00	- 30 64	- 30 64	0 00	0 00
8 Mar 02	Foreign exchange	JPY	1 581 010 51	- 1 581 010 51	0 00	0 00	0 00	0 00	0 00	0 00
28 Mar 02	Foreign exchange	JPY			0 00	0 00	0 00	0 00	0 00	0 00

◆ Realized Gain/Loss Detail - Taxable

Realized gain/loss _____
 Market _____
 Long Term _____ Short Term _____ Translation _____
 Total _____ Long Term _____

Foreign Exchange

Foreign exchange

Trade Date	Security Description	Acquisition Date	Shares/Par	Proceeds	Cost	Short Term	Long Term	Translation	Short Term	Long Term	Total
4 Jun 02	Foreign exchange	JPY	0 00	23,973 27	- 24,057 84	0 00	0 00	- 84 57	- 84 57	0 00	0 00
18 Jul 02	Foreign exchange	JPY	0 00	358,139 32	- 358,139 32	0 00	0 00	0 00	0 00	0 00	0 00
22 Mar 02	Foreign exchange	JPY	0 00	79,463 33	- 79,475 90	0 00	0 00	- 12 57	- 12 57	0 00	0 00
12 Nov 02	Foreign exchange	JPY	0 00	22,918 47	- 23,093 00	0 00	0 00	- 174 53	- 174 53	0 00	0 00
23 Aug 02	Foreign exchange	JPY	0 00	485,234 47	- 488,389 85	0 00	0 00	5,834 82	5,834 82	0 00	0 00
6 Sep 02	Foreign exchange	JPY	0 00	88,508 37	- 87,518 33	0 00	0 00	- 1,011 88	- 1,011 88	0 00	0 00
8 Jan 02	Foreign exchange	JPY	0 00	45,251 00	- 45,251 00	0 00	0 00	0 00	0 00	0 00	0 00
17 Jan 02	Foreign exchange	JPY	0 00	23,405 02	- 23,422 88	0 00	0 00	- 17 88	- 17 88	0 00	0 00
14 May 02	Foreign exchange	JPY	0 00	21,070 17	- 20,991 87	0 00	0 00	78 50	78 50	0 00	0 00
14 Mar 02	Foreign exchange	JPY	0 00	41,310 27	- 41,884 88	0 00	0 00	- 874 42	- 874 42	0 00	0 00
7 Feb 02	Foreign exchange	JPY	0 00	202,827 70	- 201,784 78	0 00	0 00	1,082 82	1,082 82	0 00	0 00

215

◆ Realized Gain/Loss Detail - Taxable

Trade Date Security Description
 Realized gain/loss
 Market Short Term Long Term Translation Short Term Total Long Term

Foreign Exchange

Foreign exchange

Trade Date	Security Description	Shares/Par	Proceeds	Cost	Short Term	Long Term	Translation	Short Term	Total	Long Term
4 Jun 02	Foreign exchange JPY	0 00	65,769 67	- 65,769 67	0 00	0 00	0 00	0 00	0 00	0 00
28 Aug 02	Foreign exchange JPY	0 00	229 601 58	- 229 601 58	0 00	0 00	0 00	0 00	0 00	0 00
5 Sep 02	Foreign exchange JPY	0 00	31,208 51	- 31,338 69	0 00	0 00	- 129 18	- 129 18	0 00	0 00
15 Jan 02	Foreign exchange JPY	0 00	37,290 57	- 37,526 38	0 00	0 00	- 235 81	- 235 81	0 00	0 00
18 Jan 02	Foreign exchange JPY	0 00	311,559 12	- 314,882 59	0 00	0 00	- 3,323 47	- 3,323 47	0 00	0 00
9 Apr 02	Foreign exchange JPY	0 00	21 070 23	- 21,148 21	0 00	0 00	- 77 98	- 77 98	0 00	0 00
30 Jan 02	Foreign exchange JPY	0 00	23,202 16	- 23,383 46	0 00	0 00	- 181 30	- 181 30	0 00	0 00
1 Jul 02	Foreign exchange JPY	0 00	429 131 58	- 429 131 58	0 00	0 00	0 00	0 00	0 00	0 00
30 Jan 02	Foreign exchange JPY	0 00	345 412 94	- 348 494 47	0 00	0 00	- 1,081 53	- 1,081 53	0 00	0 00
4 Apr 02	Foreign exchange JPY	0 00	7 101 35	- 7 035 17	0 00	0 00	66 18	66 18	0 00	0 00
15 Apr 02	Foreign exchange JPY	0 00	28,288 82	- 27,257 84	0 00	0 00	1,028 08	1,028 08	0 00	0 00
5 Mar 02	Foreign exchange JPY	0 00	28,288 82	- 27,257 84	0 00	0 00	1,028 08	1,028 08	0 00	0 00

515

◆ Realized Gain/Loss Detail - Taxable

Trade Date Settle Date	Security Description Acquisition Date	Shares/Par	Proceeds	Cost	Realized gain/loss			Total	
					Short Term	Market Long Term	Translation	Short Term	Long Term
Foreign Exchange									
Foreign exchange									
1 Nov 02 21 Nov 02	Foreign exchange JPY	0 00	403,158 87	- 404,242 78	0 00	0 00	- 1,083 91	- 1 083 91	0 00
13 Nov 02 18 Nov 02	Foreign exchange JPY	0 00	53 841 83	- 53,780 07	0 00	0 00	- 118 24	- 118 24	0 00
12 Nov 02 14 Nov 02	Foreign exchange JPY	0 00	22,467 44	- 22,467 44	0 00	0 00	0 00	0 00	0 00
13 Mar 02 18 Mar 02	Foreign exchange JPY	0 00	85,534 29	- 85,260 12	0 00	0 00	274 17	274 17	0 00
17 May 02 21 May 02	Foreign exchange JPY	0 00	411,478 75	- 411,478 75	0 00	0 00	0 00	0 00	0 00
12 Nov 02 14 Nov 02	Foreign exchange JPY	0 00	48,802 59	- 48,802 59	0 00	0 00	0 00	0 00	0 00
23 May 02 28 May 02	Foreign exchange JPY	0 00	474,980 19	- 474,168 77	0 00	0 00	811 42	811 42	0 00
3 Apr 02 8 Apr 02	Foreign exchange JPY	0 00	21,828 88	- 21,487 28	0 00	0 00	159 70	159 70	0 00
4 Mar 02 7 Mar 02	Foreign exchange JPY	0 00	41,095 89	- 40,693 58	0 00	0 00	402 43	402 43	0 00
31 Jul 02 1 Aug 02	Foreign exchange JPY	0 00	5 02	- 5 02	0 00	0 00	0 00	0 00	0 00
19 Feb 02 22 Feb 02	Foreign exchange JPY	0 00	24,988 74	- 25,121 32	0 00	0 00	- 154 58	- 154 58	0 00

514

◆ Realized Gain/Loss Detail - Taxable

Trade Date Settle Date	Security Description Acquisition Date	Shares/Par	Proceeds	Cost	Realized gain/loss			Total	
					Short Term	Market Long Term	Translation	Short Term	Long Term
<i>Foreign Exchange</i>									
Foreign exchange									
8 Jan 02 15 Jan 02	Foreign exchange JPY	0 00	29,137 83	- 28,812 68	0 00	0 00	225 15	225 15	0 00
25 Jun 02 27 Jun 02	Foreign exchange JPY	0 00	239 713 62	- 239,713 62	0 00	0 00	0 00	0 00	0 00
31 Oct 02 8 Nov 02	Foreign exchange JPY	0 00	185,168 38	- 183,953 29	0 00	0 00	1 215 09	1,215 09	0 00
27 Mar 02 1 Apr 02	Foreign exchange JPY	0 00	21 508 28	- 21 487 61	0 00	0 00	18 65	18 65	0 00
5 Apr 02 10 Apr 02	Foreign exchange JPY	0 00	21 508 30	- 21 411 12	0 00	0 00	97 18	97 18	0 00
12 Mar 02 15 Mar 02	Foreign exchange JPY	0 00	80 413 84	- 80,397 53	0 00	0 00	18 41	18 41	0 00
25 Jan 02 30 Jan 02	Foreign exchange JPY	0 00	37,823 40	- 37 390 98	0 00	0 00	232 44	232 44	0 00
8 Aug 02 8 Aug 02	Foreign exchange JPY	0 00	34,190 82	- 34,120 11	0 00	0 00	70 71	70 71	0 00
7 May 02 18 Jul 02	Foreign exchange JPY	0 00	656,547 89	- 596,860 00	0 00	0 00	59,687 89	59,687 89	0 00
18 Sep 02 18 Sep 02	Foreign exchange JPY	0 00	746 079 32	- 746 079 32	0 00	0 00	0 00	0 00	0 00
18 Aug 02 22 Aug 02	Foreign exchange JPY	0 00	24,884 03	- 24,888 93	0 00	0 00	- 22 80	- 22 80	0 00

515

Realized Gain/Loss Detail - Taxable

Trade Date	Security Description	Shares/Par	Proceeds	Cost	Short Term	Long Term	Translation	Short Term	Long Term	Realized gain/loss
Market										
Total										

Foreign Exchange

Foreign exchange

7 Aug 02	Foreign exchange	JPY	0 00	41,153 09	- 41,076 18	0 00	0 00	78 93	78 93	0 00
12 Aug 02	Foreign exchange	JPY	0 00	20,485 15	- 20,388 98	0 00	0 00	108 17	108 17	0 00
25 Oct 02	Foreign exchange	JPY	0 00	43,858 75	- 43,888 12	0 00	0 00	- 38 37	- 38 37	0 00
20 Nov 02	Foreign exchange	JPY	0 00	38,547 83	- 38,218 20	0 00	0 00	328 63	328 63	0 00
22 Nov 02	Foreign exchange	JPY	0 00	171,551 32	- 171,841 23	0 00	0 00	- 88 91	- 88 91	0 00
12 Feb 02	Foreign exchange	JPY	0 00	24,424 04	- 24,424 04	0 00	0 00	0 00	0 00	0 00
7 Nov 02	Foreign exchange	JPY	0 00	60,385 57	- 60,788 50	0 00	0 00	- 403 93	- 403 93	0 00
12 Mar 02	Foreign exchange	JPY	0 00	23,188 88	- 23,311 75	0 00	0 00	- 122 77	- 122 77	0 00
4 Jun 02	Foreign exchange	JPY	0 00	318,287 82	- 318,287 82	0 00	0 00	0 00	0 00	0 00
18 Apr 02	Foreign exchange	JPY	0 00	322,373 71	- 324,427 87	0 00	0 00	- 2,054 18	- 2,054 18	0 00
15 Jan 02	Foreign exchange	JPY	0 00	18,716 17	- 18,716 17	0 00	0 00	0 00	0 00	0 00
22 Jan 02	Foreign exchange	JPY	0 00	0 00	0 00	0 00	0 00	0 00	0 00	0 00

915

◆ Realized Gain/Loss Detail - Taxable

Trade Date Settle Date	Security Description Acquisition Date	Shares/Par	Proceeds	Cost	Realized gain/loss			Total	
					Short Term	Market Long Term	Translation	Short Term	Long Term
Foreign Exchange									
Foreign exchange									
20 Mar 02 28 Mar 02	Foreign exchange JPY	0 00	159,474.35	- 181,627.44	0 00	0 00	- 2,153.09	- 2,153.09	0 00
18 Oct 02 22 Oct 02	Foreign exchange JPY	0 00	324,968.50	- 324,968.50	0 00	0 00	0 00	0 00	0 00
8 Nov 02 13 Nov 02	Foreign exchange JPY	0 00	23,455.84	- 23,455.84	0 00	0 00	0 00	0 00	0 00
10 Jan 02 18 Jan 02	Foreign exchange JPY	0 00	5,614.15	- 5,561.18	0 00	0 00	52.97	52.97	0 00
12 Apr 02 18 Apr 02	Foreign exchange JPY	0 00	575,732.80	- 575,732.80	0 00	0 00	0 00	0 00	0 00
7 Jun 02 12 Jun 02	Foreign exchange JPY	0 00	22,907.48	- 23,119.34	0 00	0 00	- 211.86	- 211.86	0 00
31 May 02 5 Jun 02	Foreign exchange JPY	0 00	48,078.73	- 47,928.31	0 00	0 00	150.42	150.42	0 00
11 Apr 02 18 Apr 02	Foreign exchange JPY	0 00	21,330.42	- 21,340.18	0 00	0 00	- 9.74	- 9.74	0 00
18 Jul 02 22 Jul 02	Foreign exchange JPY	0 00	381,844.74	- 381,844.74	0 00	0 00	0 00	0 00	0 00
14 Nov 02 19 Nov 02	Foreign exchange JPY	0 00	21,721.94	- 21,850.84	0 00	0 00	- 129.00	- 129.00	0 00
14 Feb 02 19 Feb 02	Foreign exchange JPY	0 00	258,071.42	- 258,071.42	0 00	0 00	0 00	0 00	0 00

517

◆ Realized Gain/Loss Detail - Taxable

Trade Date Settle Date	Security Description Acquisition Date	Shares/Par	Proceeds	Cost	Realized gain/loss			Total	
					Short Term	Market Long Term	Translation	Short Term	Long Term
Foreign Exchange									
Foreign exchange									
31 Jul 02 5 Aug 02	Foreign exchange JPY	0 00	60,681 10	- 60,380 08	0 00	0 00	291 02	291 02	0 00
5 Sep 02 8 Sep 02	Foreign exchange JPY	0 00	432,582 45	- 432,582 45	0 00	0 00	0 00	0 00	0 00
4 Jan 02 8 Jan 02	Foreign exchange JPY	0 00	22,324 48	- 22,804 18	0 00	0 00	- 278 70	- 279 70	0 00
17 Oct 02 22 Oct 02	Foreign exchange JPY	0 00	20,213 51	- 20,189 24	0 00	0 00	24 27	24 27	0 00
25 Sep 02 27 Sep 02	Foreign exchange JPY	0 00	234,181 78	- 234,181 78	0 00	0 00	0 00	0 00	0 00
25 Feb 02 28 Feb 02	Foreign exchange JPY	0 00	447,580 88	- 449,954 21	0 00	0 00	- 2,363 35	- 2,363 35	0 00
20 Feb 02 21 Feb 02	Foreign exchange JPY	0 00	74,882 52	- 74,882 52	0 00	0 00	0 00	0 00	0 00
14 Mar 02 18 Mar 02	Foreign exchange JPY	0 00	798,403 42	- 798,403 42	0 00	0 00	0 00	0 00	0 00
16 Jan 02 18 Jan 02	Foreign exchange JPY	0 00	23,031 21	- 23,031 21	0 00	0 00	0 00	0 00	0 00
10 Jan 02 16 Jan 02	Foreign exchange JPY	0 00	32,855 60	- 32,547 45	0 00	0 00	308 24	308 24	0 00
3 Jun 02 6 Jun 02	Foreign exchange JPY	0 00	23,833 85	- 24,108 88	0 00	0 00	- 175 03	- 175 03	0 00

◆ Realized Gain/Loss Detail - Taxable

Trade Date Settle Date	Security Description Acquisition Date	Shares/Par	Proceeds	Cost	Realized gain/loss			Total	
					Short Term	Market Long Term	Translation	Short Term	Long Term
Foreign Exchange									
Foreign exchange									
15 Jul 02 18 Jul 02	Foreign exchange JPY	0 00	7 548 25	- 7,581 78	0 00	0 00	- 35 51	- 35 51	0 00
25 Mar 02 28 Mar 02	Foreign exchange JPY	0 00	21,243 93	- 21,143 08	0 00	0 00	100 87	100 87	0 00
23 Aug 02 27 Aug 02	Foreign exchange JPY	0 00	8 004 35	- 8 004 35	0 00	0 00	0 00	0 00	0 00
6 Mar 02 11 Mar 02	Foreign exchange JPY	0 00	142 789 50	- 139 751 79	0 00	0 00	3 017 71	3,017 71	0 00
4 Mar 02 8 Mar 02	Foreign exchange JPY	0 00	53,382 48	- 53 382 48	0 00	0 00	0 00	0 00	0 00
23 Jan 02 28 Jan 02	Foreign exchange JPY	0 00	20 470 82	- 20,488 18	0 00	0 00	- 17 54	- 17 54	0 00
25 Mar 02 27 Mar 02	Foreign exchange JPY	0 00	215 428 89	- 215,428 89	0 00	0 00	0 00	0 00	0 00
26 Sep 02 30 Sep 02	Foreign exchange JPY	0 00	1,581,128 80	- 1 581,128 80	0 00	0 00	0 00	0 00	0 00
4 Dec 02 9 Dec 02	Foreign exchange JPY	0 00	410,283 87	- 407,148 21	0 00	0 00	3,137 68	3,137 68	0 00
17 Apr 02 22 Apr 02	Foreign exchange JPY	0 00	40 566 33	- 40 515 11	0 00	0 00	51 22	51 22	0 00
6 Aug 02 8 Aug 02	Foreign exchange JPY	0 00	58 603 23	- 58,473 09	0 00	0 00	130 14	130 14	0 00

59

◆ Realized Gain/Loss Detail - Taxable

Trade Date Settle Date	Security Description Acquisition Date	Shares/Par	Proceeds	Cost	Realized gain/loss			Total	
					Short Term	Market Long Term	Translation	Short Term	Long Term
Foreign Exchange									
Foreign exchange									
18 Apr 02 23 Apr 02	Foreign exchange JPY	0 00	330,584 85	- 330,721 44	0 00	0 00	- 158 59	- 158 59	0 00
8 Nov 02 13 Nov 02	Foreign exchange JPY	0 00	47,478 50	- 47,478 50	0 00	0 00	0 00	0 00	0 00
7 Nov 02 12 Nov 02	Foreign exchange JPY	0 00	20,843 88	- 20,843 88	0 00	0 00	0 00	0 00	0 00
8 Jan 02 11 Jan 02	Foreign exchange JPY	0 00	77,783 38	- 77,728 51	0 00	0 00	56 85	56 85	0 00
Total Japanese yen purchases			18,720,750 70	- 18,858,289 78	0 00	0 00	62,480 94	62,480 94	0 00
Mexican peso purchases									
2 Dec 02 4 Dec 02	Foreign exchange MXN	0 00	408,432 88	- 408,432 88	0 00	0 00	0 00	0 00	0 00
Total Mexican peso purchases			408,432 88	- 408,432 88	0 00	0 00	0 00	0 00	0 00
Norwegian krone purchases									
14 Nov 02 19 Nov 02	Foreign exchange NOK	0 00	10,702 18	- 10,844 17	0 00	0 00	58 01	58 01	0 00
2 Dec 02 5 Dec 02	Foreign exchange NOK	0 00	81,028 31	- 80 695 32	0 00	0 00	332 89	332 89	0 00
9 Dec 02 12 Dec 02	Foreign exchange NOK	0 00	72,823 21	- 73,148 21	0 00	0 00	- 528 00	- 528 00	0 00

520



◆ Realized Gain/Loss Detail - Taxable

Trade Date Security Description Shares/Par Proceeds Cost Short Term Long Term Market Realized gain/loss Total

Foreign Exchange

13 Nov 02	Foreign exchange	NOK	0.00	18,755.88	- 18,755.88	0.00	0.00	0.00	0.00
13 Nov 02	Foreign exchange	NOK	0.00	5,348.93	- 5,335.04	0.00	13.89	0.00	0.00
12 Dec 02	Foreign exchange	NOK	0.00	7,201.00	- 7,154.08	0.00	46.94	0.00	0.00
28 Nov 02	Foreign exchange	NOK	0.00	8,681.95	- 8,681.95	0.00	0.00	0.00	0.00
12 Nov 02	Foreign exchange	NOK	0.00	27,132.71	- 27,132.71	0.00	0.00	0.00	0.00
12 Nov 02	Foreign exchange	NOK	0.00	20,377.77	- 20,377.77	0.00	0.00	0.00	0.00
14 Nov 02	Foreign exchange	NOK	0.00	5,384.13	- 5,335.05	0.00	29.08	0.00	0.00
8 Dec 02	Foreign exchange	NOK	0.00	72,778.56	- 73,228.64	0.00	- 453.08	0.00	0.00
11 Dec 02	Foreign exchange	NOK	0.00	9,698.18	- 5,628.98	0.00	89.20	0.00	0.00
11 Dec 02	Foreign exchange	NOK	0.00	80,788.55	- 79,410.66	0.00	1,355.89	0.00	0.00
22 Nov 02	Foreign exchange	NOK	0.00	5,807.99	- 5,818.03	0.00	- 10.04	0.00	0.00

195

Realized Gain/Loss Detail - Taxable

Realized gain/loss _____
 Market _____
 Short Term _____ Long Term _____ Total _____
 Trade Date Security Description Shares/Par Proceeds Cost Short Term Long Term Short Term Total

Foreign Exchange

Foreign exchange

6 Dec 02	Foreign exchange	NOK	78,484 24	- 78,333 72	0 00	0 00	150 52	150 52	0 00
18 Nov 02	Foreign exchange	NOK	6,320 38	- 5,320 38	0 00	0 00	0 00	0 00	0 00
18 Dec 02	Foreign exchange	NOK	8,642 58	- 8,642 58	0 00	0 00	0 00	0 00	0 00
8 Dec 02	Foreign exchange	NOK	14,018 83	- 14,118 12	0 00	0 00	- 99 19	- 99 19	0 00
4 Dec 02	Foreign exchange	NOK	68,186 00	- 65,755 86	0 00	0 00	440 04	440 04	0 00
10 Dec 02	Foreign exchange	NOK	28 088 28	- 28 054 61	0 00	0 00	31 65	31 65	0 00
8 Nov 02	Foreign exchange	NOK	5,628 91	- 5,628 81	0 00	0 00	0 00	0 00	0 00
13 Nov 02	Foreign exchange	NOK	28,181 88	- 28,181 88	0 00	0 00	0 00	0 00	0 00

Total Norwegian krone purchases

			658,803 81	- 657,363 71	0 00	0 00	1,438 80	1,438 80	0 00
--	--	--	------------	--------------	------	------	----------	----------	------

Swedish krona purchases

8 Aug 02	Foreign exchange	SEK	5,278 34	- 5,278 34	0 00	0 00	0 00	0 00	0 00
18 Nov 02	Foreign exchange	SEK	65,852 28	- 68,252 13	0 00	0 00	- 288 85	- 288 85	0 00

995

◆ Realized Gain/Loss Detail - Taxable

Trade Date Settle Date	Security Description Acquisition Date	Shares/Par	Proceeds	Cost	Realized gain/loss			Total	
					Short Term	Market Long Term	Translation	Short Term	Long Term
Foreign Exchange									
Foreign exchange									
12 Aug 02 14 Aug 02	Foreign exchange SEK	0 00	1 054 83	- 1,054 83	0 00	0 00	0 00	0 00	0 00
6 Sep 02 9 Sep 02	Foreign exchange SEK	0 00	1,489 21	- 1,489 21	0 00	0 00	0 00	0 00	0 00
8 Nov 02 13 Nov 02	Foreign exchange SEK	0 00	88 841 29	- 88,841 29	0 00	0 00	0 00	0 00	0 00
7 Aug 02 8 Aug 02	Foreign exchange SEK	0 00	24,982 08	- 24,982 08	0 00	0 00	0 00	0 00	0 00
11 Nov 02 14 Nov 02	Foreign exchange SEK	0 00	52,372 79	- 52 327 82	0 00	0 00	44 87	44 87	0 00
13 Nov 02 18 Nov 02	Foreign exchange SEK	0 00	50 241 85	- 50,394 49	0 00	0 00	- 152 84	- 152 84	0 00
8 Nov 02 12 Nov 02	Foreign exchange SEK	0 00	187,881 42	- 187,881 42	0 00	0 00	0 00	0 00	0 00
1 Aug 02 6 Aug 02	Foreign exchange SEK	0 00	92,880 55	- 92,554 84	0 00	0 00	425 71	425 71	0 00
1 Aug 02 5 Aug 02	Foreign exchange SEK	0 00	73,513 85	- 73,513 85	0 00	0 00	0 00	0 00	0 00
21 Mar 02 25 Mar 02	Foreign exchange SEK	0 00	440,528 84	- 440,528 84	0 00	0 00	0 00	0 00	0 00
Total Swedish krona purchases			1,082,718 13	- 1,082,700 04	0 00	0 00	18 09	18 09	0 00

523

◆ Realized Gain/Loss Detail - Taxable

Trade Date Settle Date	Security Description Acquisition Date	Shares/Par	Proceeds	Cost	Realized gain/loss			Total	
					Short Term	Market Long Term	Translation	Short Term	Long Term
Foreign Exchange									
Foreign exchange									
28 Jun 02 1 Jul 02	Foreign exchange CHF	0 00	11 519 92	- 11,478 35	0 00	0 00	43 57	43 57	0 00
2 Oct 02 7 Oct 02	Foreign exchange CHF	0 00	5,317 88	- 5,355 43	0 00	0 00	- 37 77	- 37 77	0 00
8 Jan 02 11 Jan 02	Foreign exchange CHF	0 00	10 248 41	- 10,273 16	0 00	0 00	- 24 75	- 24 75	0 00
8 Jan 02 14 Jan 02	Foreign exchange CHF	0 00	11,100 47	- 11,104 48	0 00	0 00	- 4 01	- 4 01	0 00
19 Sep 02 23 Sep 02	Foreign exchange CHF	0 00	11,807 07	- 11,807 07	0 00	0 00	0 00	0 00	0 00
11 Feb 02 13 Feb 02	Foreign exchange CHF	0 00	19,851 88	- 19,851 98	0 00	0 00	0 00	0 00	0 00
29 Jan 02 1 Feb 02	Foreign exchange CHF	0 00	97,942 58	- 98,588 75	0 00	0 00	- 646 17	- 646 17	0 00
1 Oct 02 4 Oct 02	Foreign exchange CHF	0 00	5 213 50	- 5 191 91	0 00	0 00	21 59	21 59	0 00
14 Jan 02 17 Jan 02	Foreign exchange CHF	0 00	15,781 75	- 15,844 58	0 00	0 00	- 82 83	- 82 83	0 00
8 Feb 02 11 Feb 02	Foreign exchange CHF	0 00	10,328 30	- 10,289 46	0 00	0 00	38 84	38 84	0 00
24 Sep 02 28 Sep 02	Foreign exchange CHF	0 00	14,076 82	- 14,076 82	0 00	0 00	0 00	0 00	0 00

◆ Realized Gain/Loss Detail - Taxable

Trade Date Settle Date	Security Description Acquisition Date	Shares/Par	Proceeds	Cost	Realized gain/loss			Total	
					Short Term	Market Long Term	Translation	Short Term	Long Term
Foreign Exchange									
Foreign exchange									
5 Feb 02 8 Feb 02	Foreign exchange CHF	0 00	10,045 24	- 10,023 75	0 00	0 00	21 48	21 48	0 00
15 Feb 02 20 Feb 02	Foreign exchange CHF	0 00	14,187 64	- 14,187 64	0 00	0 00	0 00	0 00	0 00
31 Jul 02 6 Aug 02	Foreign exchange CHF	0 00	84,740 04	- 84,180 38	0 00	0 00	558 88	558 88	0 00
28 Sep 02 1 Oct 02	Foreign exchange CHF	0 00	5,285 73	- 5,186 80	0 00	0 00	98 93	98 93	0 00
11 Jan 02 18 Jan 02	Foreign exchange CHF	0 00	12,182 95	- 12,209 28	0 00	0 00	- 18 33	- 18 33	0 00
18 Dec 01 20 Jun 02	Foreign exchange CHF	0 00	185,423 03	- 174,862 29	0 00	0 00	10,580 74	10 580 74	0 00
28 Jun 02 2 Jul 02	Foreign exchange CHF	0 00	8,578 08	- 8 578 08	0 00	0 00	0 00	0 00	0 00
15 Jan 02 18 Jan 02	Foreign exchange CHF	0 00	10,148 73	- 10 142 98	0 00	0 00	8 75	8 75	0 00
13 Feb 02 15 Feb 02	Foreign exchange CHF	0 00	23,985 83	- 23,985 83	0 00	0 00	0 00	0 00	0 00
20 Sep 02 25 Sep 02	Foreign exchange CHF	0 00	17,148 34	- 17,142 59	0 00	0 00	5 75	5 75	0 00
25 Jan 02 30 Jan 02	Foreign exchange CHF	0 00	11,788 85	- 11 781 85	0 00	0 00	- 25 00	- 25 00	0 00

526

◆ Realized Gain/Loss Detail - Taxable

Trade Date Settle Date	Security Description Acquisition Date	Shares/Par	Proceeds	Cost	Realized gain/loss			Total	
					Short Term	Market Long Term	Translation	Short Term	Long Term
Foreign Exchange									
Foreign exchange									
24 Jun 02 27 Jun 02	Foreign exchange CHF	0 00	13,573 81	- 13,309 91	0 00	0 00	284 00	284 00	0 00
13 Sep 02 18 Sep 02	Foreign exchange CHF	0 00	15,881 86	- 15,788 79	0 00	0 00	- 104 93	- 104 93	0 00
7 Oct 02 10 Oct 02	Foreign exchange CHF	0 00	4 485 45	- 4,487 59	0 00	0 00	7 88	7 88	0 00
30 Jan 02 4 Feb 02	Foreign exchange CHF	0 00	10 482 85	- 10,537 54	0 00	0 00	- 54 89	- 54 89	0 00
10 Jan 02 15 Jan 02	Foreign exchange CHF	0 00	32,308 88	- 32,188 50	0 00	0 00	108 38	108 38	0 00
18 Sep 02 19 Sep 02	Foreign exchange CHF	0 00	11,311 80	- 11,216 17	0 00	0 00	95 63	95 63	0 00
27 Sep 02 2 Oct 02	Foreign exchange CHF	0 00	12,102 20	- 11,984 12	0 00	0 00	108 08	108 08	0 00
18 Dec 01 27 Mar 02	Foreign exchange CHF	0 00	220,867 87	- 224 732 57	0 00	0 00	- 4,064 70	- 4,064 70	0 00
13 Sep 02 17 Sep 02	Foreign exchange CHF	0 00	8 500 24	- 8 500 24	0 00	0 00	0 00	0 00	0 00
19 Feb 02 21 Feb 02	Foreign exchange CHF	0 00	6,484 37	- 6 484 37	0 00	0 00	0 00	0 00	0 00
2 Aug 02 7 Aug 02	Foreign exchange CHF	0 00	137,080 80	- 140,783 80	0 00	0 00	- 3,703 00	- 3,703 00	0 00

527

◆ Realized Gain/Loss Detail - Taxable

Trade Date Settle Date	Security Description Acquisition Date	Shares/Par	Proceeds	Cost	Realized gain/loss			Total		
					Short Term	Market Long Term	Translation	Short Term	Long Term	
Foreign Exchange										
Foreign exchange										
25 Sep 02 27 Sep 02	Foreign exchange	CHF	0 00	21,600 81	- 21,600 81	0 00	0 00	0 00	0 00	0 00
5 Jul 02 8 Jul 02	Foreign exchange	CHF	0 00	15,688 23	- 15,688 23	0 00	0 00	0 00	0 00	0 00
20 Feb 02 22 Feb 02	Foreign exchange	CHF	0 00	5,313 34	- 5,313 34	0 00	0 00	0 00	0 00	0 00
11 Feb 02 14 Feb 02	Foreign exchange	CHF	0 00	52,848 69	- 53,345 87	0 00	0 00	- 496 18	- 496 18	0 00
8 Feb 02 13 Feb 02	Foreign exchange	CHF	0 00	24,580 15	- 24,531 53	0 00	0 00	48 62	48 62	0 00
19 Aug 02 18 Dec 02	Foreign exchange	CHF	0 00	318,412 81	- 304,000 00	0 00	0 00	14,412 81	14,412 81	0 00
14 Feb 02 15 Feb 02	Foreign exchange	CHF	0 00	5 084 35	- 5 084 35	0 00	0 00	0 00	0 00	0 00
20 Feb 02 25 Feb 02	Foreign exchange	CHF	0 00	10 027 85	- 9,861 43	0 00	0 00	66 42	66 42	0 00
7 Jan 02 10 Jan 02	Foreign exchange	CHF	0 00	12,345 81	- 12,437 58	0 00	0 00	- 81 75	- 81 75	0 00
18 Sep 02 20 Sep 02	Foreign exchange	CHF	0 00	14,852 41	- 14,852 41	0 00	0 00	0 00	0 00	0 00
23 Jan 02 28 Jan 02	Foreign exchange	CHF	0 00	17,004 57	- 17,310 89	0 00	0 00	- 306 12	- 306 12	0 00

825

◆ Realized Gain/Loss Detail - Taxable

Trade Date Settle Date	Security Description Acquisition Date	Shares/Par	Proceeds	Cost	Realized gain/loss			Total	
					Short Term	Market Long Term	Translation	Short Term	Long Term
Foreign Exchange									
Foreign exchange									
30 Sep 02 3 Oct 02	Foreign exchange CHF	0 00	7,097 49	- 7,130 18	0 00	0 00	- 32 69	- 32 69	0 00
18 Jan 02 18 Jan 02	Foreign exchange CHF	0 00	17 813 07	- 17 813 07	0 00	0 00	0 00	0 00	0 00
14 Feb 02 15 Feb 02	Foreign exchange CHF	0 00	3,176 36	- 3,176 36	0 00	0 00	0 00	0 00	0 00
14 Feb 02 19 Feb 02	Foreign exchange CHF	0 00	11,327 62	- 11,327 62	0 00	0 00	0 00	0 00	0 00
1 Feb 02 8 Feb 02	Foreign exchange CHF	0 00	10 707 01	- 10,583 83	0 00	0 00	123 18	123 18	0 00
22 Jan 02 24 Jan 02	Foreign exchange CHF	0 00	10,176 58	- 10,176 58	0 00	0 00	0 00	0 00	0 00
25 Sep 02 30 Sep 02	Foreign exchange CHF	0 00	20,516 46	- 20,669 71	0 00	0 00	- 153 25	- 153 25	0 00
25 Jan 02 28 Jan 02	Foreign exchange CHF	0 00	323 65	- 323 65	0 00	0 00	0 00	0 00	0 00
Total Swiss franc purchases			2,295,332 40	- 2,296,148 38	0 00	0 00	- 815 66	- 815 66	0 00
United States dollar purchases									
7 Aug 02 12 Aug 02	Foreign exchange USD	0 00	63,332 41	- 63 332 41	0 00	0 00	0 00	0 00	0 00
12 Mar 02 14 Mar 02	Foreign exchange USD	0 00	30,353 82	- 30,353 82	0 00	0 00	0 00	0 00	0 00

Realized Gain/Loss Detail - Taxable

Realized gain/loss _____
Market _____
Short Term _____
Long Term _____
Translation _____
Short Term _____
Long Term _____
Total _____

Trade Date Security Description
Settle Date Acquisition Date

Foreign Exchange

Foreign exchange

Trade Date	Security Description	Settle Date	Acquisition Date	Shares/Par	Proceeds	Cost	Short Term	Long Term	Translation	Short Term	Long Term	Total
4 Mar 02	Foreign exchange	USD		0 00	2,388 89	- 2,388 89	0 00	0 00	0 00	0 00	0 00	0 00
8 Aug 02	Foreign exchange	USD		0 00	20,487 39	- 20,487 39	0 00	0 00	0 00	0 00	0 00	0 00
14 Feb 02	Foreign exchange	USD		0 00	32,164 07	- 32,164 07	0 00	0 00	0 00	0 00	0 00	0 00
25 Sep 02	Foreign exchange	USD		0 00	100,141 08	- 100,141 08	0 00	0 00	0 00	0 00	0 00	0 00
27 Feb 02	Foreign exchange	USD		0 00	34,587 78	- 34,587 78	0 00	0 00	0 00	0 00	0 00	0 00
1 Aug 02	Foreign exchange	USD		0 00	8,335 41	- 8,335 41	0 00	0 00	0 00	0 00	0 00	0 00
4 Jun 02	Foreign exchange	USD		0 00	21,840 89	- 21,840 89	0 00	0 00	0 00	0 00	0 00	0 00
21 May 02	Foreign exchange	USD		0 00	18,818 43	- 18,818 43	0 00	0 00	0 00	0 00	0 00	0 00
4 Apr 02	Foreign exchange	USD		0 00	328 95	- 328 95	0 00	0 00	0 00	0 00	0 00	0 00
18 Aug 02	Foreign exchange	USD		0 00	20,550 89	- 20,550 89	0 00	0 00	0 00	0 00	0 00	0 00
4 Mar 02	Foreign exchange	USD		0 00	1,308 11	- 1,308 11	0 00	0 00	0 00	0 00	0 00	0 00

035

◆ Realized Gain/Loss Detail - Taxable

Trade Date Settle Date	Security Description Acquisition Date	Shares/Par	Proceeds	Cost	Realized gain/loss			Total	
					Short Term	Market Long Term	Translation	Short Term	Long Term
<i>Foreign Exchange</i>									
Foreign exchange									
13 Nov 02 15 Nov 02	Foreign exchange USD	0 00	7,845 73	- 7,845 73	0 00	0 00	0 00	0 00	0 00
8 Aug 02 12 Aug 02	Foreign exchange USD	0 00	8,882 51	- 8,882 51	0 00	0 00	0 00	0 00	0 00
14 Feb 02 19 Feb 02	Foreign exchange USD	0 00	22,877 92	- 22,877 92	0 00	0 00	0 00	0 00	0 00
8 Feb 02 11 Feb 02	Foreign exchange USD	0 00	43,589 69	- 43,589 69	0 00	0 00	0 00	0 00	0 00
28 Sep 02 30 Sep 02	Foreign exchange USD	0 00	74,897 20	- 74,897 20	0 00	0 00	0 00	0 00	0 00
15 May 02 20 May 02	Foreign exchange USD	0 00	21,714 08	- 21,714 09	0 00	0 00	0 00	0 00	0 00
4 Dec 02 8 Dec 02	Foreign exchange USD	0 00	41,250 12	- 41,250 12	0 00	0 00	0 00	0 00	0 00
18 Jan 02 23 Jan 02	Foreign exchange USD	0 00	1,869 18	- 1,869 18	0 00	0 00	0 00	0 00	0 00
8 May 02 13 May 02	Foreign exchange USD	0 00	72,838 01	- 72,838 01	0 00	0 00	0 00	0 00	0 00
3 May 02 7 May 02	Foreign exchange USD	0 00	283,054 83	- 283,054 83	0 00	0 00	0 00	0 00	0 00
18 Jul 02 18 Jul 02	Foreign exchange USD	0 00	8,472 78	- 8,472 78	0 00	0 00	0 00	0 00	0 00

531

Realized gain/loss _____
 Market _____
 Long Term _____
 Short Term _____
 Translation _____
 Total _____
 Trade Date Security Description Shares/Par Proceeds Cost Short Term Long Term

Foreign Exchange

Foreign exchange

30 May 02	Foreign exchange	USD	0.00	6,382.13	- 6,382.13	0.00	0.00	0.00	0.00
5 Dec 02	Foreign exchange	USD	0.00	22,808.80	- 22,808.80	0.00	0.00	0.00	0.00
18 Jul 02	Foreign exchange	USD	0.00	51,908.50	- 51,908.50	0.00	0.00	0.00	0.00
18 Jan 02	Foreign exchange	USD	0.00	8,801.87	- 8,801.87	0.00	0.00	0.00	0.00
4 Jan 02	Foreign exchange	USD	0.00	1,380.24	- 1,380.24	0.00	0.00	0.00	0.00
12 Apr 02	Foreign exchange	USD	0.00	38,041.41	- 38,041.41	0.00	0.00	0.00	0.00
8 May 02	Foreign exchange	USD	0.00	764.68	- 764.68	0.00	0.00	0.00	0.00
14 Mar 02	Foreign exchange	USD	0.00	48,278.12	- 48,278.12	0.00	0.00	0.00	0.00
18 Mar 02	Foreign exchange	USD	0.00	1,288.23	- 1,288.23	0.00	0.00	0.00	0.00
3 May 02	Foreign exchange	USD	0.00	8,771.53	- 8,771.53	0.00	0.00	0.00	0.00
8 Aug 02	Foreign exchange	USD	0.00	375,248.78	- 375,248.78	0.00	0.00	0.00	0.00

932

◆ Realized Gain/Loss Detail - Taxable

Trade Date Settle Date	Security Description Acquisition Date	Shares/Par	Proceeds	Cost	Realized gain/loss			Total	
					Short Term	Market Long Term	Translation	Short Term	Long Term
<i>Foreign Exchange</i>									
Foreign exchange									
20 Feb 02 25 Feb 02	Foreign exchange USD	0 00	5,329 32	- 5,329 32	0 00	0 00	0 00	0 00	0 00
12 Sep 02 17 Sep 02	Foreign exchange USD	0 00	23,540 99	- 23,540 99	0 00	0 00	0 00	0 00	0 00
20 Nov 02 25 Nov 02	Foreign exchange USD	0 00	15,960 12	- 15,960 12	0 00	0 00	0 00	0 00	0 00
7 May 02 10 May 02	Foreign exchange USD	0 00	189,044 88	- 189,044 88	0 00	0 00	0 00	0 00	0 00
8 May 02 13 May 02	Foreign exchange USD	0 00	114,644 88	- 114,644 88	0 00	0 00	0 00	0 00	0 00
27 Dec 01 2 Jan 02	Foreign exchange USD	0 00	180 83	- 180 83	0 00	0 00	0 00	0 00	0 00
25 Feb 02 28 Feb 02	Foreign exchange USD	0 00	31,036 91	- 31,036 91	0 00	0 00	0 00	0 00	0 00
11 Mar 02 14 Mar 02	Foreign exchange USD	0 00	117,406 70	- 117,406 70	0 00	0 00	0 00	0 00	0 00
13 May 02 15 May 02	Foreign exchange USD	0 00	9,523 60	- 9,523 60	0 00	0 00	0 00	0 00	0 00
17 Sep 02 19 Sep 02	Foreign exchange USD	0 00	12,714 27	- 12,714 27	0 00	0 00	0 00	0 00	0 00
28 Jun 02 1 Jul 02	Foreign exchange USD	0 00	24,701 13	- 24,701 13	0 00	0 00	0 00	0 00	0 00

533

◆ Realized Gain/Loss Detail - Taxable

Trade Date Settle Date	Security Description Acquisition Date	Shares/Par	Proceeds	Cost	Realized gain/loss			Total	
					Short Term	Market Long Term	Translation	Short Term	Long Term
Foreign Exchange									
Foreign exchange									
5 Aug 02 8 Aug 02	Foreign exchange USD	0 00	22,987 91	- 22,987 91	0 00	0 00	0 00	0 00	0 00
12 Mar 02 15 Mar 02	Foreign exchange USD	0 00	20,421 77	- 20,421 77	0 00	0 00	0 00	0 00	0 00
11 Mar 02 13 Mar 02	Foreign exchange USD	0 00	221,945 01	- 221,945 01	0 00	0 00	0 00	0 00	0 00
8 Feb 02 13 Feb 02	Foreign exchange USD	0 00	699,107 81	- 699,107 81	0 00	0 00	0 00	0 00	0 00
10 Apr 02 12 Apr 02	Foreign exchange USD	0 00	6,710 58	- 6,710 58	0 00	0 00	0 00	0 00	0 00
30 Apr 02 3 May 02	Foreign exchange USD	0 00	53,775 01	- 53,775 01	0 00	0 00	0 00	0 00	0 00
14 Aug 02 18 Aug 02	Foreign exchange USD	0 00	12,189 81	- 12,189 81	0 00	0 00	0 00	0 00	0 00
12 Dec 02 13 Dec 02	Foreign exchange USD	0 00	46,785 93	- 46,785 93	0 00	0 00	0 00	0 00	0 00
27 Dec 01 4 Apr 02	Foreign exchange USD	0 00	350,000 00	- 350,000 00	0 00	0 00	0 00	0 00	0 00
13 Feb 02 19 Feb 02	Foreign exchange USD	0 00	88,252 32	- 88,252 32	0 00	0 00	0 00	0 00	0 00
20 May 02 22 May 02	Foreign exchange USD	0 00	3,226 67	- 3,226 67	0 00	0 00	0 00	0 00	0 00

534

◆ Realized Gain/Loss Detail - Taxable

Trade Date Security Description Settle Date Acquisition Date Shares/Par Proceeds Cost Short Term Long Term Market Transition Short Term Long Term Total

Foreign Exchange

Foreign exchange

17 May 02	Foreign exchange	USD	0 00	69 08	- 69 08	0 00	0 00	0 00	0 00	0 00	0 00	0 00	0 00
18 Nov 02	Foreign exchange	USD	0 00	4 812 58	- 4 912 58	0 00	0 00	0 00	0 00	0 00	0 00	0 00	0 00
21 Nov 02	Foreign exchange	USD	0 00	3 800 11	- 3 800 11	0 00	0 00	0 00	0 00	0 00	0 00	0 00	0 00
19 Mar 02	Foreign exchange	USD	0 00	34,874 21	- 34 874 21	0 00	0 00	0 00	0 00	0 00	0 00	0 00	0 00
8 Aug 02	Foreign exchange	USD	0 00	1 051 79	- 1,051 79	0 00	0 00	0 00	0 00	0 00	0 00	0 00	0 00
10 Dec 02	Foreign exchange	USD	0 00	27,688 38	- 27,688 38	0 00	0 00	0 00	0 00	0 00	0 00	0 00	0 00
30 Apr 02	Foreign exchange	USD	0 00	72 097 58	- 72 097 58	0 00	0 00	0 00	0 00	0 00	0 00	0 00	0 00
8 Mar 02	Foreign exchange	USD	0 00	17 715 98	- 17,715 98	0 00	0 00	0 00	0 00	0 00	0 00	0 00	0 00
15 Apr 02	Foreign exchange	USD	0 00	44 835 42	- 44 835 42	0 00	0 00	0 00	0 00	0 00	0 00	0 00	0 00
17 Apr 02	Foreign exchange	USD	0 00	0 00	0 00	0 00	0 00	0 00	0 00	0 00	0 00	0 00	0 00
18 Apr 02	Foreign exchange	USD	0 00	103,088 11	- 103,088 11	0 00	0 00	0 00	0 00	0 00	0 00	0 00	0 00
23 Jan 02	Foreign exchange	USD	0 00	22,844 15	- 22,844 15	0 00	0 00	0 00	0 00	0 00	0 00	0 00	0 00

535

◆ Realized Gain/Loss Detail - Taxable

Realized gain/loss _____
 Market _____
 Short Term _____
 Long Term _____
 Total _____

Foreign Exchange

Foreign exchange

Trade Date	Security Description	Shares/Par	Proceeds	Cost	Short Term	Long Term	Market	Short Term	Long Term	Total
31 May 02	Foreign exchange	USD	23,631.42	- 23,631.42	0.00	0.00	0.00	0.00	0.00	0.00
5 Jun 02	Foreign exchange	USD	0.00	0.00	0.00	0.00	0.00	0.00	0.00	0.00
23 Aug 02	Foreign exchange	USD	8,359.10	- 8,359.10	0.00	0.00	0.00	0.00	0.00	0.00
5 Mar 02	Foreign exchange	USD	35,088.87	- 35,088.87	0.00	0.00	0.00	0.00	0.00	0.00
7 Mar 02	Foreign exchange	USD	0.00	0.00	0.00	0.00	0.00	0.00	0.00	0.00
2 Aug 02	Foreign exchange	USD	19,838.87	- 19,838.87	0.00	0.00	0.00	0.00	0.00	0.00
7 Aug 02	Foreign exchange	USD	0.00	0.00	0.00	0.00	0.00	0.00	0.00	0.00
11 Oct 02	Foreign exchange	USD	46,128.95	- 46,128.95	0.00	0.00	0.00	0.00	0.00	0.00
1 Aug 02	Foreign exchange	USD	84,178.83	- 84,178.83	0.00	0.00	0.00	0.00	0.00	0.00
7 Aug 02	Foreign exchange	USD	0.00	0.00	0.00	0.00	0.00	0.00	0.00	0.00
1 Aug 02	Foreign exchange	USD	20,383.28	- 20,383.28	0.00	0.00	0.00	0.00	0.00	0.00
8 Aug 02	Foreign exchange	USD	0.00	0.00	0.00	0.00	0.00	0.00	0.00	0.00
3 Oct 02	Foreign exchange	USD	28,319.33	- 28,319.33	0.00	0.00	0.00	0.00	0.00	0.00
8 Oct 02	Foreign exchange	USD	0.00	0.00	0.00	0.00	0.00	0.00	0.00	0.00
14 Nov 02	Foreign exchange	USD	45,619.86	- 45,619.86	0.00	0.00	0.00	0.00	0.00	0.00
18 Nov 02	Foreign exchange	USD	0.00	0.00	0.00	0.00	0.00	0.00	0.00	0.00
28 Feb 02	Foreign exchange	USD	43,184.33	- 43,184.33	0.00	0.00	0.00	0.00	0.00	0.00
28 Feb 02	Foreign exchange	USD	0.00	0.00	0.00	0.00	0.00	0.00	0.00	0.00
28 May 02	Foreign exchange	USD	43,641.33	- 43,641.33	0.00	0.00	0.00	0.00	0.00	0.00
28 May 02	Foreign exchange	USD	0.00	0.00	0.00	0.00	0.00	0.00	0.00	0.00

536

◆ Realized Gain/Loss Detail - Taxable

Trade Date Settle Date	Security Description Acquisition Date	Shares/Par	Proceeds	Cost	Realized gain/loss			Total	
					Short Term	Market Long Term	Translation	Short Term	Long Term
<i>Foreign Exchange</i>									
Foreign exchange									
18 Feb 02 21 Feb 02	Foreign exchange USD	0 00	57,181 45	- 57,181 45	0 00	0 00	0 00	0 00	0 00
31 Oct 02 5 Nov 02	Foreign exchange USD	0 00	183,318 75	- 183,318 75	0 00	0 00	0 00	0 00	0 00
18 May 02 21 May 02	Foreign exchange USD	0 00	5,882 81	- 5,882 81	0 00	0 00	0 00	0 00	0 00
10 Dec 02 12 Dec 02	Foreign exchange USD	0 00	13,967 08	- 13,967 08	0 00	0 00	0 00	0 00	0 00
13 May 02 15 May 02	Foreign exchange USD	0 00	1,231 58	- 1,231 58	0 00	0 00	0 00	0 00	0 00
25 Jun 02 28 Jun 02	Foreign exchange USD	0 00	20,563 95	- 20,563 95	0 00	0 00	0 00	0 00	0 00
3 Jun 02 5 Jun 02	Foreign exchange USD	0 00	7,890 57	- 7,890 57	0 00	0 00	0 00	0 00	0 00
28 Jun 02 3 Jul 02	Foreign exchange USD	0 00	68,282 84	- 68,282 84	0 00	0 00	0 00	0 00	0 00
21 Feb 02 21 Feb 02	Foreign exchange USD	0 00	74,982 52	- 74,982 52	0 00	0 00	0 00	0 00	0 00
1 May 02 8 May 02	Foreign exchange USD	0 00	127,570 60	- 127,570 60	0 00	0 00	0 00	0 00	0 00
1 Mar 02 6 Mar 02	Foreign exchange USD	0 00	18,378 54	- 18,378 54	0 00	0 00	0 00	0 00	0 00

537

◆ **Realized Gain/Loss Detail - Taxable**

Trade Date Security Description
 Settle Date Acquisition Date Shares/Par Proceeds Cost Short Term Long Term Market Short Term Translation Short Term Total Long Term

Foreign Exchange

Foreign exchange

29 Jul 02	Foreign exchange	USD	0.00	23,853.41	- 23,853.41	0.00	0.00	0.00	0.00	0.00	0.00	0.00	0.00
1 Aug 02	Foreign exchange	USD	0.00	3,917.74	- 3,917.74	0.00	0.00	0.00	0.00	0.00	0.00	0.00	0.00
19 Apr 02	Foreign exchange	USD	0.00	3,917.74	- 3,917.74	0.00	0.00	0.00	0.00	0.00	0.00	0.00	0.00
24 Apr 02	Foreign exchange	USD	0.00	39,431.50	- 39,431.50	0.00	0.00	0.00	0.00	0.00	0.00	0.00	0.00
22 Jan 02	Foreign exchange	USD	0.00	28,781.10	- 28,781.10	0.00	0.00	0.00	0.00	0.00	0.00	0.00	0.00
18 Apr 02	Foreign exchange	USD	0.00	8,800.83	- 8,800.83	0.00	0.00	0.00	0.00	0.00	0.00	0.00	0.00
5 Sep 02	Foreign exchange	USD	0.00	5,883.51	- 5,883.51	0.00	0.00	0.00	0.00	0.00	0.00	0.00	0.00
25 Mar 02	Foreign exchange	USD	0.00	3,840.22	- 3,840.22	0.00	0.00	0.00	0.00	0.00	0.00	0.00	0.00
22 May 02	Foreign exchange	USD	0.00	1,838.08	- 1,838.08	0.00	0.00	0.00	0.00	0.00	0.00	0.00	0.00
4 Jun 02	Foreign exchange	USD	0.00	5,128.14	- 5,128.14	0.00	0.00	0.00	0.00	0.00	0.00	0.00	0.00
12 Aug 02	Foreign exchange	USD	0.00	88,508.18	- 88,508.18	0.00	0.00	0.00	0.00	0.00	0.00	0.00	0.00
15 Feb 02	Foreign exchange	USD	0.00	28,848.53	- 28,848.53	0.00	0.00	0.00	0.00	0.00	0.00	0.00	0.00
8 Oct 02	Foreign exchange	USD	0.00	23,853.41	- 23,853.41	0.00	0.00	0.00	0.00	0.00	0.00	0.00	0.00

825

◆ **Realized Gain/Loss Detail - Taxable**

Realized gain/loss _____
 Market _____
 Short Term _____
 Long Term _____
 Translation _____
 Short Term _____
 Long Term _____
 Total _____

Foreign Exchange

Foreign exchange

Trade Date	Security Description	Settle Date	Acquisition Date	Shares/Par	Proceeds	Cost	Short Term	Long Term	Market	Translation	Short Term	Long Term	Total
23 Sep 02	Foreign exchange	USD		0 00	18,815 51	- 18,815 51	0 00	0 00	0 00	0 00	0 00	0 00	0 00
23 Apr 02	Foreign exchange	USD		0 00	891 20	- 891 20	0 00	0 00	0 00	0 00	0 00	0 00	0 00
5 Aug 02	Foreign exchange	USD		0 00	4,784 75	- 4,784 75	0 00	0 00	0 00	0 00	0 00	0 00	0 00
8 Aug 02	Foreign exchange	USD		0 00	10,815 12	- 10,815 12	0 00	0 00	0 00	0 00	0 00	0 00	0 00
17 May 02	Foreign exchange	USD		0 00	6,491 73	- 6,491 73	0 00	0 00	0 00	0 00	0 00	0 00	0 00
18 May 02	Foreign exchange	USD		0 00	109,533 14	- 109,533 14	0 00	0 00	0 00	0 00	0 00	0 00	0 00
29 Apr 02	Foreign exchange	USD		0 00	29,827 18	- 29,827 18	0 00	0 00	0 00	0 00	0 00	0 00	0 00
18 Jan 02	Foreign exchange	USD		0 00	27,840 48	- 27,840 48	0 00	0 00	0 00	0 00	0 00	0 00	0 00
18 Apr 02	Foreign exchange	USD		0 00	120,231 89	- 120,231 89	0 00	0 00	0 00	0 00	0 00	0 00	0 00
23 Aug 02	Foreign exchange	USD		0 00	585 15	- 585 15	0 00	0 00	0 00	0 00	0 00	0 00	0 00
9 Aug 02	Foreign exchange	USD		0 00	23,918 32	- 23,918 32	0 00	0 00	0 00	0 00	0 00	0 00	0 00

539

◆ Realized Gain/Loss Detail - Taxable

Realized gain/loss _____
 Market _____
 Short Term _____
 Long Term _____
 Total _____

Trade Date Security Description
 Settle Date Acquisition Date

Shares/Par Proceeds Cost Short Term Market Translation Short Term Total Long Term

Foreign Exchange

Foreign exchange

5 Aug 02	Foreign exchange	USD	0 00	21,820 20	- 21,820 20	0 00	0 00	0 00	0 00	0 00
18 Aug 02	Foreign exchange	USD	0 00	9,507 88	- 9,507 88	0 00	0 00	0 00	0 00	0 00
8 Aug 02	Foreign exchange	USD	0 00	43,448 41	- 43,448 41	0 00	0 00	0 00	0 00	0 00
11 Feb 02	Foreign exchange	USD	0 00	20,223 89	- 20,223 89	0 00	0 00	0 00	0 00	0 00
12 Jul 02	Foreign exchange	USD	0 00	8,358 43	- 8,358 43	0 00	0 00	0 00	0 00	0 00
4 Mar 02	Foreign exchange	USD	0 00	42,481 78	- 42,481 78	0 00	0 00	0 00	0 00	0 00
29 Apr 02	Foreign exchange	USD	0 00	5,028 80	- 5,028 80	0 00	0 00	0 00	0 00	0 00
2 May 02	Foreign exchange	USD	0 00	3,534 81	- 3,534 81	0 00	0 00	0 00	0 00	0 00
14 Aug 02	Foreign exchange	USD	0 00	150,582 87	- 150,582 87	0 00	0 00	0 00	0 00	0 00
8 Aug 02	Foreign exchange	USD	0 00	28,058 88	- 28,058 88	0 00	0 00	0 00	0 00	0 00
15 Feb 02	Foreign exchange	USD	0 00	8,245 42	- 8,245 42	0 00	0 00	0 00	0 00	0 00
18 Nov 02	Foreign exchange	USD	0 00	8,245 42	- 8,245 42	0 00	0 00	0 00	0 00	0 00

045

◆ Realized Gain/Loss Detail - Taxable

Trade Date Settle Date	Security Description Acquisition Date	Shares/Par	Proceeds	Cost	Realized gain/loss			Total	
					Short Term	Market Long Term	Translation	Short Term	Long Term
<i>Foreign Exchange</i>									
Foreign exchange									
18 May 02 21 May 02	Foreign exchange USD	0 00	1,250 00	- 1,250 00	0 00	0 00	0 00	0 00	0 00
1 Feb 02 5 Feb 02	Foreign exchange USD	0 00	7,958 11	- 7,958 11	0 00	0 00	0 00	0 00	0 00
31 Jan 02 4 Feb 02	Foreign exchange USD	0 00	34 23	- 34 23	0 00	0 00	0 00	0 00	0 00
22 Jan 02 25 Jan 02	Foreign exchange USD	0 00	48,977 82	- 48,977 82	0 00	0 00	0 00	0 00	0 00
7 Feb 02 12 Feb 02	Foreign exchange USD	0 00	85,997 60	- 85,997 60	0 00	0 00	0 00	0 00	0 00
14 Jan 02 17 Jan 02	Foreign exchange USD	0 00	121,921 81	- 121,921 81	0 00	0 00	0 00	0 00	0 00
11 Mar 02 14 Mar 02	Foreign exchange USD	0 00	24,627 38	- 24,627 38	0 00	0 00	0 00	0 00	0 00
3 May 02 8 May 02	Foreign exchange USD	0 00	148,944 37	- 148,944 37	0 00	0 00	0 00	0 00	0 00
1 Aug 02 5 Aug 02	Foreign exchange USD	0 00	2,712 38	- 2,712 38	0 00	0 00	0 00	0 00	0 00
3 Jul 02 8 Jul 02	Foreign exchange USD	0 00	35,023 31	- 35,023 31	0 00	0 00	0 00	0 00	0 00
1 Aug 02 5 Aug 02	Foreign exchange USD	0 00	555 32	- 555 32	0 00	0 00	0 00	0 00	0 00

◆ Realized Gain/Loss Detail - Taxable

Trade Date Settle Date	Security Description Acquisition Date	Shares/Par	Proceeds	Cost	Realized gain/loss			Total	
					Short Term	Market Long Term	Translation	Short Term	Long Term
Foreign Exchange									
Foreign exchange									
14 Mar 02 18 Mar 02	Foreign exchange USD	0 00	94,888 23	- 94,888 23	0 00	0 00	0 00	0 00	0 00
12 Nov 02 14 Nov 02	Foreign exchange USD	0 00	13,482 70	- 13,482 70	0 00	0 00	0 00	0 00	0 00
18 May 02 21 May 02	Foreign exchange USD	0 00	21,948 37	- 21,948 37	0 00	0 00	0 00	0 00	0 00
28 Apr 02 30 Apr 02	Foreign exchange USD	0 00	60,839 11	- 60,839 11	0 00	0 00	0 00	0 00	0 00
22 Nov 02 28 Nov 02	Foreign exchange USD	0 00	3,782 88	- 3,782 88	0 00	0 00	0 00	0 00	0 00
18 Feb 02 21 Feb 02	Foreign exchange USD	0 00	27,110 63	- 27,110 63	0 00	0 00	0 00	0 00	0 00
28 Feb 02 4 Mar 02	Foreign exchange USD	0 00	18,824 35	- 18,824 35	0 00	0 00	0 00	0 00	0 00
1 Jul 02 5 Jul 02	Foreign exchange USD	0 00	20,838 68	- 20,838 68	0 00	0 00	0 00	0 00	0 00
24 Apr 02 26 Apr 02	Foreign exchange USD	0 00	50,059 78	- 50,059 78	0 00	0 00	0 00	0 00	0 00
5 Feb 02 7 Feb 02	Foreign exchange USD	0 00	11,183 31	- 11,183 31	0 00	0 00	0 00	0 00	0 00
28 Feb 02 4 Mar 02	Foreign exchange USD	0 00	33,361 13	- 33,361 13	0 00	0 00	0 00	0 00	0 00

542

◆ Realized Gain/Loss Detail - Taxable

Trade Date Security Description
 Market Short Term Long Term Translation Short Term Total
 Realized gain/loss

Foreign Exchange
 Shares/Par Proceeds Cost Short Term Long Term Translation Short Term Total
 Foreign Exchange

Trade Date	Security Description	Shares/Par	Proceeds	Cost	Short Term	Long Term	Translation	Short Term	Total
23 Jan 02	Foreign exchange USD	0 00	13 211 07	- 13,211 07	0 00	0 00	0 00	0 00	0 00
10 Oct 02	Foreign exchange USD	0 00	49,780 87	- 49,780 87	0 00	0 00	0 00	0 00	0 00
18 Oct 02	Foreign exchange USD	0 00	29,344 88	- 29,344 88	0 00	0 00	0 00	0 00	0 00
12 Jul 02	Foreign exchange USD	0 00	55 378 85	- 55,378 85	0 00	0 00	0 00	0 00	0 00
21 Feb 02	Foreign exchange USD	0 00	24,915 87	- 24,915 87	0 00	0 00	0 00	0 00	0 00
10 Jul 02	Foreign exchange USD	0 00	25,178 84	- 25,178 84	0 00	0 00	0 00	0 00	0 00
8 Aug 02	Foreign exchange USD	0 00	553 835 72	- 553,835 72	0 00	0 00	0 00	0 00	0 00
28 May 02	Foreign exchange USD	0 00	80 789 78	- 80,789 78	0 00	0 00	0 00	0 00	0 00
14 Feb 02	Foreign exchange USD	0 00	123,172 93	- 123,172 93	0 00	0 00	0 00	0 00	0 00
28 Apr 02	Foreign exchange USD	0 00	25 007 84	- 25,007 84	0 00	0 00	0 00	0 00	0 00
24 Dec 02	Foreign exchange USD	0 00	54,508 73	- 54,508 73	0 00	0 00	0 00	0 00	0 00

CH5

◆ Realized Gain/Loss Detail - Taxable

Trade Date Settle Date	Security Description Acquisition Date	Shares/Par	Proceeds	Cost	Realized gain/loss			Total	
					Short Term	Market Long Term	Translation	Short Term	Long Term
Foreign Exchange									
Foreign exchange									
1 Aug 02 5 Aug 02	Foreign exchange USD	0 00	11,322 04	- 11,322 04	0 00	0 00	0 00	0 00	0 00
11 Mar 02 14 Mar 02	Foreign exchange USD	0 00	738,858 15	- 738,858 15	0 00	0 00	0 00	0 00	0 00
31 Oct 02 8 Nov 02	Foreign exchange USD	0 00	557,458 94	- 557,458 94	0 00	0 00	0 00	0 00	0 00
1 Jul 02 5 Jul 02	Foreign exchange USD	0 00	47,584 73	- 47,584 73	0 00	0 00	0 00	0 00	0 00
2 Apr 02 4 Apr 02	Foreign exchange USD	0 00	2,211 18	- 2,211 18	0 00	0 00	0 00	0 00	0 00
29 Apr 02 2 May 02	Foreign exchange USD	0 00	12,588 87	- 12,588 87	0 00	0 00	0 00	0 00	0 00
13 Mar 02 18 Mar 02	Foreign exchange USD	0 00	130,542 29	- 130,542 29	0 00	0 00	0 00	0 00	0 00
14 Feb 02 19 Feb 02	Foreign exchange USD	0 00	23,860 22	- 23,860 22	0 00	0 00	0 00	0 00	0 00
17 Apr 02 22 Apr 02	Foreign exchange USD	0 00	90,744 88	- 90,744 88	0 00	0 00	0 00	0 00	0 00
2 Apr 02 4 Apr 02	Foreign exchange USD	0 00	3,873 24	- 3,873 24	0 00	0 00	0 00	0 00	0 00
8 Sep 02 10 Sep 02	Foreign exchange USD	0 00	2,908 84	- 2,908 84	0 00	0 00	0 00	0 00	0 00

hhs

Realized Gain/Loss Detail - Taxable

Realized gain/loss _____
 Market _____
 Short Term _____
 Long Term _____
 Total _____

Trade Date Security Description
 Settle Date Acquisition Date

Shares/Par Proceeds Cost Short Term Long Term Short Term Long Term

Foreign Exchange

Foreign exchange

28 Jul 02	Foreign exchange	USD	0 00	681 21	- 681 21	0 00	0 00	0 00	0 00
17 Jan 02	Foreign exchange	USD	0 00	35 608 28	- 35 608 28	0 00	0 00	0 00	0 00
8 Apr 02	Foreign exchange	USD	0 00	1 942 58	- 1,842 58	0 00	0 00	0 00	0 00
18 Apr 02	Foreign exchange	USD	0 00	18 702 84	- 18,702 84	0 00	0 00	0 00	0 00
14 May 02	Foreign exchange	USD	0 00	9,319 84	- 9,319 84	0 00	0 00	0 00	0 00
14 Jan 02	Foreign exchange	USD	0 00	4,349 81	- 4,349 81	0 00	0 00	0 00	0 00
22 Apr 02	Foreign exchange	USD	0 00	104 523 22	- 104,523 22	0 00	0 00	0 00	0 00
8 Aug 02	Foreign exchange	USD	0 00	8 084 48	- 8,084 48	0 00	0 00	0 00	0 00
1 Nov 02	Foreign exchange	USD	0 00	28,472 43	- 28,472 43	0 00	0 00	0 00	0 00
28 Jun 02	Foreign exchange	USD	0 00	9,744 38	- 9,744 38	0 00	0 00	0 00	0 00
23 Jul 02	Foreign exchange	USD	0 00	34,551 53	- 34,551 53	0 00	0 00	0 00	0 00

545

◆ Realized Gain/Loss Detail - Taxable

Trade Date Settle Date	Security Description Acquisition Date	Shares/Par	Proceeds	Cost	Realized gain/loss			Total	
					Short Term	Market Long Term	Translation	Short Term	Long Term
Foreign Exchange									
Foreign exchange									
20 Nov 02 22 Nov 02	Foreign exchange USD	0 00	1,880 03	- 1,880 03	0 00	0 00	0 00	0 00	0 00
8 Jan 02 11 Jan 02	Foreign exchange USD	0 00	188,247 07	- 188,247 07	0 00	0 00	0 00	0 00	0 00
8 Jan 02 15 Jan 02	Foreign exchange USD	0 00	24,203 38	- 24,203 38	0 00	0 00	0 00	0 00	0 00
8 Aug 02 12 Aug 02	Foreign exchange USD	0 00	2,743 18	- 2,743 18	0 00	0 00	0 00	0 00	0 00
30 Jul 02 2 Aug 02	Foreign exchange USD	0 00	38 153 12	- 38 153 12	0 00	0 00	0 00	0 00	0 00
21 Nov 02 25 Nov 02	Foreign exchange USD	0 00	3 791 55	- 3 791 55	0 00	0 00	0 00	0 00	0 00
27 Feb 02 4 Mar 02	Foreign exchange USD	0 00	10,217 95	- 10 217 95	0 00	0 00	0 00	0 00	0 00
5 Aug 02 8 Aug 02	Foreign exchange USD	0 00	20 028 32	- 20,028 32	0 00	0 00	0 00	0 00	0 00
31 Jul 02 5 Aug 02	Foreign exchange USD	0 00	34,458 78	- 34,458 78	0 00	0 00	0 00	0 00	0 00
11 Dec 02 18 Dec 02	Foreign exchange USD	0 00	42,848 82	- 42,848 82	0 00	0 00	0 00	0 00	0 00
19 Feb 02 22 Feb 02	Foreign exchange USD	0 00	58,131 11	- 58,131 11	0 00	0 00	0 00	0 00	0 00

546

◆ Realized Gain/Loss Detail - Taxable

Trade Date Settle Date	Security Description Acquisition Date	Shares/Par	Proceeds	Cost	Realized gain/loss			Total	
					Short Term	Market Long Term	Translation	Short Term	Long Term
<i>Foreign Exchange</i>									
Foreign exchange									
16 Jul 02 17 Jul 02	Foreign exchange USD	0 00	82 807 38	- 82 807 38	0 00	0 00	0 00	0 00	0 00
9 May 02 14 May 02	Foreign exchange USD	0 00	9,225 28	- 9,225 28	0 00	0 00	0 00	0 00	0 00
11 Feb 02 14 Feb 02	Foreign exchange USD	0 00	91,747 85	91,747 85	0 00	0 00	0 00	0 00	0 00
11 Mar 02 14 Mar 02	Foreign exchange USD	0 00	302,288 89	- 302,288 89	0 00	0 00	0 00	0 00	0 00
5 Mar 02 7 Mar 02	Foreign exchange USD	0 00	1,367 68	- 1,367 68	0 00	0 00	0 00	0 00	0 00
10 Dec 02 13 Dec 02	Foreign exchange USD	0 00	27 768 45	- 27,768 45	0 00	0 00	0 00	0 00	0 00
15 Nov 02 19 Nov 02	Foreign exchange USD	0 00	60 597 32	- 60 597 32	0 00	0 00	0 00	0 00	0 00
11 Mar 02 14 Mar 02	Foreign exchange USD	0 00	258,637 02	258,637 02	0 00	0 00	0 00	0 00	0 00
23 May 02 24 May 02	Foreign exchange USD	0 00	1 865 82	- 1,865 82	0 00	0 00	0 00	0 00	0 00
5 Jul 02 10 Jul 02	Foreign exchange USD	0 00	6,918 38	- 6,918 38	0 00	0 00	0 00	0 00	0 00
4 Jun 02 8 Jun 02	Foreign exchange USD	0 00	11 869 20	- 11 869 20	0 00	0 00	0 00	0 00	0 00

547

◆ Realized Gain/Loss Detail - Taxable

Trade Date Settle Date	Security Description Acquisition Date	Shares/Par	Proceeds	Cost	Realized gain/loss			Total	
					Short Term	Market Long Term	Translation	Short Term	Long Term
Foreign Exchange									
Foreign exchange									
15 Apr 02 18 Apr 02	Foreign exchange USD	0 00	88,128 74	- 88,128 74	0 00	0 00	0 00	0 00	0 00
8 Feb 02 13 Feb 02	Foreign exchange USD	0 00	127,344 33	- 127,344 33	0 00	0 00	0 00	0 00	0 00
17 May 02 21 May 02	Foreign exchange USD	0 00	38,048 14	- 38,048 14	0 00	0 00	0 00	0 00	0 00
12 Apr 02 16 Apr 02	Foreign exchange USD	0 00	72 24	- 72 24	0 00	0 00	0 00	0 00	0 00
14 May 02 18 May 02	Foreign exchange USD	0 00	238 87	- 238 87	0 00	0 00	0 00	0 00	0 00
18 Nov 02 20 Nov 02	Foreign exchange USD	0 00	79,058 45	- 79,058 45	0 00	0 00	0 00	0 00	0 00
11 Oct 02 15 Oct 02	Foreign exchange USD	0 00	41,185 28	- 41,185 28	0 00	0 00	0 00	0 00	0 00
26 Mar 02 28 Mar 02	Foreign exchange USD	0 00	189,199 12	- 189,199 12	0 00	0 00	0 00	0 00	0 00
26 Mar 02 2 Apr 02	Foreign exchange USD	0 00	181 78	- 181 78	0 00	0 00	0 00	0 00	0 00
8 Jun 02 10 Jun 02	Foreign exchange USD	0 00	3,032 88	- 3,032 88	0 00	0 00	0 00	0 00	0 00
9 Oct 02 15 Oct 02	Foreign exchange USD	0 00	197,278 85	- 197,278 85	0 00	0 00	0 00	0 00	0 00

548

◆ Realized Gain/Loss Detail - Taxable

Trade Date Settle Date	Security Description Acquisition Date	Shares/Par	Proceeds	Cost	Realized gain/loss			Total	
					Short Term	Market Long Term	Translation	Short Term	Long Term
<i>Foreign Exchange</i>									
Foreign exchange									
10 Jun 02 13 Jun 02	Foreign exchange USD	0 00	7 284 23	- 7 284 23	0 00	0 00	0 00	0 00	0 00
1 Nov 02 7 Nov 02	Foreign exchange USD	0 00	29,541 87	- 29,541 87	0 00	0 00	0 00	0 00	0 00
1 May 02 7 May 02	Foreign exchange USD	0 00	3 034 40	- 3,034 40	0 00	0 00	0 00	0 00	0 00
25 Nov 02 27 Nov 02	Foreign exchange USD	0 00	7,810 08	- 7,810 08	0 00	0 00	0 00	0 00	0 00
14 Aug 02 18 Aug 02	Foreign exchange USD	0 00	13 857 09	- 13,857 09	0 00	0 00	0 00	0 00	0 00
21 Feb 02 25 Feb 02	Foreign exchange USD	0 00	32,579 59	- 32,579 59	0 00	0 00	0 00	0 00	0 00
8 Nov 02 13 Nov 02	Foreign exchange USD	0 00	18 297 43	- 18 297 43	0 00	0 00	0 00	0 00	0 00
23 May 02 28 May 02	Foreign exchange USD	0 00	5 891 08	- 5,691 08	0 00	0 00	0 00	0 00	0 00
4 Apr 02 8 Apr 02	Foreign exchange USD	0 00	548 25	- 548 25	0 00	0 00	0 00	0 00	0 00
19 Nov 02 22 Nov 02	Foreign exchange USD	0 00	125 742 11	- 125 742 11	0 00	0 00	0 00	0 00	0 00
18 Jul 02 22 Jul 02	Foreign exchange USD	0 00	9,838 27	9 838 27	0 00	0 00	0 00	0 00	0 00

bhs

Realized Gain/Loss Detail - Taxable

Realized gain/loss _____
 Market _____
 Short Term _____
 Long Term _____
 Total _____

Trade Date Security Description Shares/Par Proceeds Cost Short Term Translation Short Term Long Term

Foreign Exchange

Foreign exchange

3 Dec 02	Foreign exchange	USD	0 00	118 513 27	- 118 513 27	0 00	0 00	0 00	0 00
7 Aug 02	Foreign exchange	USD	0 00	5,028 28	- 5,028 28	0 00	0 00	0 00	0 00
1 Aug 02	Foreign exchange	USD	0 00	5,483 03	- 5,483 03	0 00	0 00	0 00	0 00
8 Aug 02	Foreign exchange	USD	0 00	5,053 37	- 5,053 37	0 00	0 00	0 00	0 00
8 Aug 02	Foreign exchange	USD	0 00	25,888 58	- 25,888 58	0 00	0 00	0 00	0 00
5 Aug 02	Foreign exchange	USD	0 00	38,531 48	- 38,531 48	0 00	0 00	0 00	0 00
13 Feb 02	Foreign exchange	USD	0 00	137,804 73	- 137,804 73	0 00	0 00	0 00	0 00
11 Jan 02	Foreign exchange	USD	0 00	1,834 30	- 1,834 30	0 00	0 00	0 00	0 00
25 Jun 02	Foreign exchange	USD	0 00	4,388 81	- 4,388 81	0 00	0 00	0 00	0 00
3 Jun 02	Foreign exchange	USD	0 00	21,882 70	- 21,882 70	0 00	0 00	0 00	0 00
5 Aug 02	Foreign exchange	USD	0 00	11,848 40	- 11,848 40	0 00	0 00	0 00	0 00

055

◆ **Realized Gain/Loss Detail - Taxable**

Realized gain/loss _____
 Market _____
 Short Term _____
 Long Term _____
 Total _____
 Transaction _____
 Short Term _____
 Long Term _____

Foreign Exchange

Foreign exchange

Trade Date	Security Description	Shares/Par	Proceeds	Cost	Short Term	Long Term	Transaction	Short Term	Long Term
2 Aug 02	Foreign exchange USD	0 00	128,458 18	- 128,458 18	0 00	0 00	0 00	0 00	0 00
7 Aug 02	Foreign exchange USD	0 00	8,388 52	- 8,388 52	0 00	0 00	0 00	0 00	0 00
14 Aug 02	Foreign exchange USD	0 00	27,382 82	- 27,382 82	0 00	0 00	0 00	0 00	0 00
25 Oct 02	Foreign exchange USD	0 00	14,251 81	- 14,251 81	0 00	0 00	0 00	0 00	0 00
18 Oct 02	Foreign exchange USD	0 00	58,532 50	- 58,532 50	0 00	0 00	0 00	0 00	0 00
28 Jun 02	Foreign exchange USD	0 00	37,057 14	- 37,057 14	0 00	0 00	0 00	0 00	0 00
12 Mar 02	Foreign exchange USD	0 00	404,872 81	- 404,872 81	0 00	0 00	0 00	0 00	0 00
9 Aug 02	Foreign exchange USD	0 00	3,452 82	- 3,452 82	0 00	0 00	0 00	0 00	0 00
11 Apr 02	Foreign exchange USD	0 00	38,208 44	- 38,208 44	0 00	0 00	0 00	0 00	0 00
18 Jan 02	Foreign exchange USD	0 00	115,175 54	- 115,175 54	0 00	0 00	0 00	0 00	0 00
31 Jul 02	Foreign exchange USD	0 00	264,534 09	- 264,534 09	0 00	0 00	0 00	0 00	0 00
5 Aug 02	Foreign exchange USD	0 00			0 00	0 00	0 00	0 00	0 00
7 Mar 02	Foreign exchange USD	0 00			0 00	0 00	0 00	0 00	0 00

◆ Realized Gain/Loss Detail - Taxable

Trade Date Settle Date	Security Description Acquisition Date	Shares/Par	Proceeds	Cost	Realized gain/loss			Total	
					Short Term	Market Long Term	Translation	Short Term	Long Term
<i>Foreign Exchange</i>									
Foreign exchange									
27 Feb 02 4 Mar 02	Foreign exchange USD	0 00	38,383 07	- 38,383 07	0 00	0 00	0 00	0 00	0 00
19 Apr 02 23 Apr 02	Foreign exchange USD	0 00	811 68	- 811 68	0 00	0 00	0 00	0 00	0 00
28 Apr 02 2 May 02	Foreign exchange USD	0 00	285,733 81	- 285,733 81	0 00	0 00	0 00	0 00	0 00
1 Nov 02 7 Nov 02	Foreign exchange USD	0 00	45,445 28	- 45,445 28	0 00	0 00	0 00	0 00	0 00
7 Nov 02 12 Nov 02	Foreign exchange USD	0 00	245,733 88	- 245,733 88	0 00	0 00	0 00	0 00	0 00
18 May 02 21 May 02	Foreign exchange USD	0 00	2,734 20	- 2,734 20	0 00	0 00	0 00	0 00	0 00
2 Aug 02 8 Aug 02	Foreign exchange USD	0 00	13,382 53	- 13,382 53	0 00	0 00	0 00	0 00	0 00
28 Mar 02 3 Apr 02	Foreign exchange USD	0 00	8,753 38	- 8,753 38	0 00	0 00	0 00	0 00	0 00
8 Apr 02 10 Apr 02	Foreign exchange USD	0 00	20,235 97	- 20,235 97	0 00	0 00	0 00	0 00	0 00
1 May 02 7 May 02	Foreign exchange USD	0 00	8,231 18	- 8,231 18	0 00	0 00	0 00	0 00	0 00
1 Apr 02 3 Apr 02	Foreign exchange USD	0 00	51,893 87	- 51,893 87	0 00	0 00	0 00	0 00	0 00

552

Portfolio Statement

1. JAN 02 - 31. DEC 02

Account Number: BDF01
 Account Name: BDF01 BDF01/CAPITAL GUARDIAN

◆ **Realized Gain/Loss Detail - Taxable**

Trade Date Settle Date	Security Description Acquisition Date	Shares/Par	Proceeds	Cost	Realized gain/loss			Total	
					Short Term	Market Long Term	Translation	Short Term	Long Term
<i>Foreign Exchange</i>									
Foreign exchange									
4 Apr 02 8 Apr 02	Foreign exchange USD	0 00	1 884 05	- 1 884 05	0 00	0 00	0 00	0 00	0 00
12 Mar 02 14 Mar 02	Foreign exchange USD	0 00	505 402 33	- 505 402 33	0 00	0 00	0 00	0 00	0 00
24 Apr 02 29 Apr 02	Foreign exchange USD	0 00	750 48	- 750 48	0 00	0 00	0 00	0 00	0 00
17 Oct 02 22 Oct 02	Foreign exchange USD	0 00	29 080 17	- 29,080 17	0 00	0 00	0 00	0 00	0 00
31 Jul 02 2 Aug 02	Foreign exchange USD	0 00	5 370 83	- 5,370 83	0 00	0 00	0 00	0 00	0 00
23 May 02 28 May 02	Foreign exchange USD	0 00	39,882 83	- 39,882 83	0 00	0 00	0 00	0 00	0 00
19 Apr 02 24 Apr 02	Foreign exchange USD	0 00	21,843 90	- 21,843 90	0 00	0 00	0 00	0 00	0 00
25 Mar 02 27 Mar 02	Foreign exchange USD	0 00	605 78	- 605 78	0 00	0 00	0 00	0 00	0 00
2 Dec 02 4 Dec 02	Foreign exchange USD	0 00	9 05	- 9 05	0 00	0 00	0 00	0 00	0 00
9 Jan 02 14 Jan 02	Foreign exchange USD	0 00	91,021 53	- 91,021 53	0 00	0 00	0 00	0 00	0 00
4 Oct 02 9 Oct 02	Foreign exchange USD	0 00	86,235 11	- 86,235 11	0 00	0 00	0 00	0 00	0 00

553

◆ Realized Gain/Loss Detail - Taxable

Trade Date Settle Date	Security Description Acquisition Date	Shares/Par	Proceeds	Cost	Realized gain/loss			Total	
					Short Term	Market Long Term	Translation	Short Term	Long Term
Foreign Exchange									
Foreign exchange									
18 Aug 02 20 Aug 02	Foreign exchange USD	0 00	5 500 19	- 5,500 19	0 00	0 00	0 00	0 00	0 00
8 May 02 8 May 02	Foreign exchange USD	0 00	3,808 89	- 3,808 89	0 00	0 00	0 00	0 00	0 00
8 Aug 02 8 Aug 02	Foreign exchange USD	0 00	15,728 08	- 15,728 08	0 00	0 00	0 00	0 00	0 00
5 Jul 02 9 Jul 02	Foreign exchange USD	0 00	47,903 81	- 47,903 81	0 00	0 00	0 00	0 00	0 00
18 Apr 02 22 Apr 02	Foreign exchange USD	0 00	8,057 48	- 8,057 48	0 00	0 00	0 00	0 00	0 00
15 Oct 02 18 Oct 02	Foreign exchange USD	0 00	17,587 87	- 17 587 87	0 00	0 00	0 00	0 00	0 00
30 May 02 4 Jun 02	Foreign exchange USD	0 00	44,587 82	- 44,587 82	0 00	0 00	0 00	0 00	0 00
23 Apr 02 25 Apr 02	Foreign exchange USD	0 00	50,182 81	- 50,182 81	0 00	0 00	0 00	0 00	0 00
14 Mar 02 19 Mar 02	Foreign exchange USD	0 00	78,927 38	- 78,927 38	0 00	0 00	0 00	0 00	0 00
18 Nov 02 21 Nov 02	Foreign exchange USD	0 00	5,885 45	- 5,885 45	0 00	0 00	0 00	0 00	0 00
28 Jul 02 30 Jul 02	Foreign exchange USD	0 00	4,803 10	- 4,803 10	0 00	0 00	0 00	0 00	0 00

554

◆ Realized Gain/Loss Detail - Taxable

Trade Date Settle Date	Security Description Acquisition Date	Shares/Par	Proceeds	Cost	Realized gain/loss			Total	
					Short Term	Market Long Term	Translation	Short Term	Long Term
<i>Foreign Exchange</i>									
Foreign exchange									
18 Mar 02 20 Mar 02	Foreign exchange USD	0 00	16 405 48	- 16,405 48	0 00	0 00	0 00	0 00	0 00
8 Apr 02 11 Apr 02	Foreign exchange USD	0 00	10,205 02	- 10,205 02	0 00	0 00	0 00	0 00	0 00
22 Feb 02 28 Feb 02	Foreign exchange USD	0 00	16 388 54	- 16,388 54	0 00	0 00	0 00	0 00	0 00
7 Aug 02 12 Aug 02	Foreign exchange USD	0 00	23 860 40	- 23 860 40	0 00	0 00	0 00	0 00	0 00
8 Jul 02 10 Jul 02	Foreign exchange USD	0 00	5 044 29	- 5,044 29	0 00	0 00	0 00	0 00	0 00
25 Oct 02 28 Oct 02	Foreign exchange USD	0 00	132 69	- 132 69	0 00	0 00	0 00	0 00	0 00
18 Mar 02 21 Mar 02	Foreign exchange USD	0 00	152,322 20	- 152,322 20	0 00	0 00	0 00	0 00	0 00
8 Feb 02 13 Feb 02	Foreign exchange USD	0 00	246,830 75	- 246,830 75	0 00	0 00	0 00	0 00	0 00
29 May 02 3 Jun 02	Foreign exchange USD	0 00	21,662 17	- 21,662 17	0 00	0 00	0 00	0 00	0 00
2 Aug 02 6 Aug 02	Foreign exchange USD	0 00	18 921 78	- 18 821 78	0 00	0 00	0 00	0 00	0 00
14 Aug 02 15 Aug 02	Foreign exchange USD	0 00	25 981 69	- 25 981 69	0 00	0 00	0 00	0 00	0 00

555

◆ Realized Gain/Loss Detail - Taxable

Trade Date Settle Date	Security Description Acquisition Date	Shares/Par	Proceeds	Cost	Realized gain/loss			Total	
					Short Term	Market Long Term	Translation	Short Term	Long Term
Foreign Exchange									
11 Jan 02 18 Jan 02	Foreign exchange USD	0 00	83,885 84	- 83,885 84	0 00	0 00	0 00	0 00	0 00
31 May 02 5 Jun 02	Foreign exchange USD	0 00	48,881 73	- 48,881 73	0 00	0 00	0 00	0 00	0 00
28 Mar 02 28 Mar 02	Foreign exchange USD	0 00	278,373 72	- 278,373 72	0 00	0 00	0 00	0 00	0 00
4 Jun 02 8 Jun 02	Foreign exchange USD	0 00	22,810 08	- 22,810 08	0 00	0 00	0 00	0 00	0 00
12 Mar 02 15 Mar 02	Foreign exchange USD	0 00	48,085 87	- 48,085 87	0 00	0 00	0 00	0 00	0 00
18 Apr 02 18 Apr 02	Foreign exchange USD	0 00	1,882 50	- 1,882 50	0 00	0 00	0 00	0 00	0 00
10 Apr 02 15 Apr 02	Foreign exchange USD	0 00	23,805 34	- 23,805 34	0 00	0 00	0 00	0 00	0 00
11 Jul 02 18 Jul 02	Foreign exchange USD	0 00	189,301 61	- 189,301 61	0 00	0 00	0 00	0 00	0 00
25 Jun 02 28 Jun 02	Foreign exchange USD	0 00	53,821 58	- 53,821 58	0 00	0 00	0 00	0 00	0 00
24 Oct 02 28 Oct 02	Foreign exchange USD	0 00	28,554 98	- 28,554 98	0 00	0 00	0 00	0 00	0 00
18 Nov 02 21 Nov 02	Foreign exchange USD	0 00	23,328 67	- 23,328 67	0 00	0 00	0 00	0 00	0 00

556

◆ Realized Gain/Loss Detail - Taxable

Trade Date Settle Date	Security Description Acquisition Date	Shares/Par	Proceeds	Cost	Realized gain/loss			Total	
					Short Term	Market Long Term	Translation	Short Term	Long Term
Foreign Exchange									
5 Nov 02 8 Nov 02	Foreign exchange USD	0 00	20,744 50	- 20,744 50	0 00	0 00	0 00	0 00	0 00
14 Jan 02 18 Jan 02	Foreign exchange USD	0 00	492,081 04	- 492,081 04	0 00	0 00	0 00	0 00	0 00
7 May 02 10 May 02	Foreign exchange USD	0 00	6,710 14	- 6,710 14	0 00	0 00	0 00	0 00	0 00
20 Feb 02 25 Feb 02	Foreign exchange USD	0 00	35,322 34	35,322 34	0 00	0 00	0 00	0 00	0 00
29 Jul 02 31 Jul 02	Foreign exchange USD	0 00	75 41	- 75 41	0 00	0 00	0 00	0 00	0 00
18 Feb 02 22 Feb 02	Foreign exchange USD	0 00	33,230 05	- 33,230 05	0 00	0 00	0 00	0 00	0 00
1 May 02 7 May 02	Foreign exchange USD	0 00	7,889 44	- 7,889 44	0 00	0 00	0 00	0 00	0 00
4 Apr 02 8 Apr 02	Foreign exchange USD	0 00	986 85	- 986 85	0 00	0 00	0 00	0 00	0 00
18 Mar 02 22 Mar 02	Foreign exchange USD	0 00	21,672 06	- 21,672 06	0 00	0 00	0 00	0 00	0 00
6 Mar 02 8 Mar 02	Foreign exchange USD	0 00	7,865 34	- 7,865 34	0 00	0 00	0 00	0 00	0 00
8 Aug 02 12 Aug 02	Foreign exchange USD	0 00	6,383 12	- 6,383 12	0 00	0 00	0 00	0 00	0 00

557

◆ Realized Gain/Loss Detail - Taxable

Trade Date Settle Date	Security Description Acquisition Date	Shares/Par	Proceeds	Cost	Realized gain/loss			Total	
					Short Term	Market Long Term	Translation	Short Term	Long Term
Foreign Exchange									
Foreign exchange									
8 Feb 02 8 Feb 02	Foreign exchange USD	0 00	11,267 52	- 11,267 52	0 00	0 00	0 00	0 00	0 00
18 Jan 02 23 Jan 02	Foreign exchange USD	0 00	32,411 27	- 32,411 27	0 00	0 00	0 00	0 00	0 00
31 Jul 02 6 Aug 02	Foreign exchange USD	0 00	23,245 52	- 23,245 52	0 00	0 00	0 00	0 00	0 00
28 May 02 31 May 02	Foreign exchange USD	0 00	18,844 58	- 18,844 58	0 00	0 00	0 00	0 00	0 00
14 Aug 02 15 Aug 02	Foreign exchange USD	0 00	5,258 37	- 5,258 37	0 00	0 00	0 00	0 00	0 00
15 Jan 02 18 Jan 02	Foreign exchange USD	0 00	23,124 32	- 23,124 32	0 00	0 00	0 00	0 00	0 00
31 May 02 4 Jun 02	Foreign exchange USD	0 00	11,532 15	- 11,532 15	0 00	0 00	0 00	0 00	0 00
25 Oct 02 30 Oct 02	Foreign exchange USD	0 00	148,757 19	- 148,757 19	0 00	0 00	0 00	0 00	0 00
18 Sep 02 18 Sep 02	Foreign exchange USD	0 00	48,497 11	- 48,497 11	0 00	0 00	0 00	0 00	0 00
10 Oct 02 16 Oct 02	Foreign exchange USD	0 00	41,231 58	- 41,231 58	0 00	0 00	0 00	0 00	0 00
24 May 02 28 May 02	Foreign exchange USD	0 00	6,552 00	- 6,552 00	0 00	0 00	0 00	0 00	0 00

558

◆ Realized Gain/Loss Detail - Taxable

Trade Date Settle Date	Security Description Acquisition Date	Shares/Par	Proceeds	Cost	Realized gain/loss			Total	
					Short Term	Market Long Term	Translation	Short Term	Long Term
<i>Foreign Exchange</i>									
Foreign exchange									
2 Jul 02 5 Jul 02	Foreign exchange USD	0 00	27 658 54	- 27,658 54	0 00	0 00	0 00	0 00	0 00
10 Jan 02 15 Jan 02	Foreign exchange USD	0 00	64 021 00	- 64,021 00	0 00	0 00	0 00	0 00	0 00
14 Mar 02 19 Mar 02	Foreign exchange USD	0 00	20,972 88	- 20 972 88	0 00	0 00	0 00	0 00	0 00
9 Apr 02 11 Apr 02	Foreign exchange USD	0 00	29 680 70	- 29 680 70	0 00	0 00	0 00	0 00	0 00
18 Jul 02 23 Jul 02	Foreign exchange USD	0 00	5,141 68	- 5,141 68	0 00	0 00	0 00	0 00	0 00
22 Apr 02 25 Apr 02	Foreign exchange USD	0 00	7,204 41	- 7,204 41	0 00	0 00	0 00	0 00	0 00
19 Mar 02 22 Mar 02	Foreign exchange USD	0 00	34,865 80	- 34,865 80	0 00	0 00	0 00	0 00	0 00
11 Feb 02 13 Feb 02	Foreign exchange USD	0 00	10 599 68	- 10 599 68	0 00	0 00	0 00	0 00	0 00
3 May 02 7 May 02	Foreign exchange USD	0 00	74,418 56	- 74,418 56	0 00	0 00	0 00	0 00	0 00
7 May 02 10 May 02	Foreign exchange USD	0 00	18 429 29	- 18,429 29	0 00	0 00	0 00	0 00	0 00
2 Aug 02 7 Aug 02	Foreign exchange USD	0 00	38,460 28	- 38 460 28	0 00	0 00	0 00	0 00	0 00

559

◆ Realized Gain/Loss Detail - Taxable

Trade Date Settle Date	Security Description Acquisition Date	Shares/Par	Proceeds	Cost	Realized gain/loss			Total	
					Short Term	Market Long Term	Translation	Short Term	Long Term
Foreign Exchange									
Foreign exchange									
11 Oct 02 16 Oct 02	Foreign exchange USD	0 00	32,626 13	- 32,626 13	0 00	0 00	0 00	0 00	0 00
2 May 02 8 May 02	Foreign exchange USD	0 00	22,851 88	- 22,851 88	0 00	0 00	0 00	0 00	0 00
12 Apr 02 18 Apr 02	Foreign exchange USD	0 00	22,304 25	- 22,304 25	0 00	0 00	0 00	0 00	0 00
19 Nov 02 22 Nov 02	Foreign exchange USD	0 00	83,438 48	- 83,438 48	0 00	0 00	0 00	0 00	0 00
8 Feb 02 13 Feb 02	Foreign exchange USD	0 00	255,688 88	- 255,688 88	0 00	0 00	0 00	0 00	0 00
9 Jan 02 11 Jan 02	Foreign exchange USD	0 00	77,287 10	- 77,287 10	0 00	0 00	0 00	0 00	0 00
11 Apr 02 15 Apr 02	Foreign exchange USD	0 00	2,348 81	- 2,348 81	0 00	0 00	0 00	0 00	0 00
8 Sep 02 11 Sep 02	Foreign exchange USD	0 00	1,816 72	- 1,816 72	0 00	0 00	0 00	0 00	0 00
24 Sep 02 28 Sep 02	Foreign exchange USD	0 00	4,142 78	- 4,142 78	0 00	0 00	0 00	0 00	0 00
15 Jul 02 17 Jul 02	Foreign exchange USD	0 00	56,112 75	- 56,112 75	0 00	0 00	0 00	0 00	0 00
18 Apr 02 18 Apr 02	Foreign exchange USD	0 00	311 87	- 311 87	0 00	0 00	0 00	0 00	0 00

560

◆ Realized Gain/Loss Detail - Taxable

Trade Date Settle Date	Security Description Acquisition Date	Shares/Par	Proceeds	Cost	Realized gain/loss			Total	
					Short Term	Market Long Term	Translation	Short Term	Long Term
Foreign Exchange									
28 Sep 02 1 Oct 02	Foreign exchange USD	0 00	38 865 43	- 38,865 43	0 00	0 00	0 00	0 00	0 00
18 Jun 02 20 Jun 02	Foreign exchange USD	0 00	94 25	- 94 25	0 00	0 00	0 00	0 00	0 00
15 Mar 02 20 Mar 02	Foreign exchange USD	0 00	181,738 54	- 181,738 54	0 00	0 00	0 00	0 00	0 00
5 Nov 02 8 Nov 02	Foreign exchange USD	0 00	97,578 41	- 97,578 41	0 00	0 00	0 00	0 00	0 00
8 Oct 02 10 Oct 02	Foreign exchange USD	0 00	14,815 04	- 14,815 04	0 00	0 00	0 00	0 00	0 00
15 Oct 02 18 Oct 02	Foreign exchange USD	0 00	188,708 70	- 188,708 70	0 00	0 00	0 00	0 00	0 00
1 Jul 02 3 Jul 02	Foreign exchange USD	0 00	27 490 39	- 27 490 39	0 00	0 00	0 00	0 00	0 00
8 Mar 02 13 Mar 02	Foreign exchange USD	0 00	12,765 78	- 12,765 78	0 00	0 00	0 00	0 00	0 00
1 May 02 7 May 02	Foreign exchange USD	0 00	2 893 73	- 2,893 73	0 00	0 00	0 00	0 00	0 00
24 Jan 02 29 Jan 02	Foreign exchange USD	0 00	42 771 66	- 42,771 66	0 00	0 00	0 00	0 00	0 00
4 Apr 02 8 Apr 02	Foreign exchange USD	0 00	857 90	- 857 90	0 00	0 00	0 00	0 00	0 00

561

◆ Realized Gain/Loss Detail - Taxable

Trade Date Settle Date	Security Description Acquisition Date	Shares/Par	Proceeds	Cost	Realized gain/loss			Total	
					Short Term	Market Long Term	Translation	Short Term	Long Term
Foreign Exchange									
Foreign exchange									
7 Oct 02 10 Oct 02	Foreign exchange USD	0 00	38,181 47	- 38,181 47	0 00	0 00	0 00	0 00	0 00
8 Aug 02 12 Aug 02	Foreign exchange USD	0 00	4,357 93	- 4,357 93	0 00	0 00	0 00	0 00	0 00
11 Mar 02 14 Mar 02	Foreign exchange USD	0 00	80,198 88	- 80,198 88	0 00	0 00	0 00	0 00	0 00
18 Apr 02 18 Apr 02	Foreign exchange USD	0 00	134,731 08	- 134,731 08	0 00	0 00	0 00	0 00	0 00
15 Oct 02 18 Oct 02	Foreign exchange USD	0 00	27,818 74	- 27,818 74	0 00	0 00	0 00	0 00	0 00
30 Oct 02 5 Nov 02	Foreign exchange USD	0 00	28 075 15	- 28 075 15	0 00	0 00	0 00	0 00	0 00
18 Sep 02 18 Dec 02	Foreign exchange USD	0 00	187,598 74	- 187,598 74	0 00	0 00	0 00	0 00	0 00
5 Jul 02 8 Jul 02	Foreign exchange USD	0 00	8,310 04	- 8,310 04	0 00	0 00	0 00	0 00	0 00
5 Apr 02 9 Apr 02	Foreign exchange USD	0 00	20,284 04	- 20,284 04	0 00	0 00	0 00	0 00	0 00
8 Aug 02 12 Aug 02	Foreign exchange USD	0 00	18,421 83	- 18 421 83	0 00	0 00	0 00	0 00	0 00
24 Jun 02 27 Jun 02	Foreign exchange USD	0 00	20,385 44	- 20,385 44	0 00	0 00	0 00	0 00	0 00

562

◆ Realized Gain/Loss Detail - Taxable

Trade Date Settle Date	Security Description Acquisition Date	Shares/Par	Proceeds	Cost	Realized gain/loss			Total	
					Short Term	Market Long Term	Translation	Short Term	Long Term
<i>Foreign Exchange</i>									
Foreign exchange									
11 Sep 02 18 Sep 02	Foreign exchange USD	0 00	83,893 10	- 83,893 10	0 00	0 00	0 00	0 00	0 00
6 Mar 02 11 Mar 02	Foreign exchange USD	0 00	15,788 24	- 15,788 24	0 00	0 00	0 00	0 00	0 00
22 Mar 02 26 Mar 02	Foreign exchange USD	0 00	647 92	- 647 92	0 00	0 00	0 00	0 00	0 00
28 May 02 30 May 02	Foreign exchange USD	0 00	25,084 28	- 25,084 28	0 00	0 00	0 00	0 00	0 00
2 Aug 02 8 Aug 02	Foreign exchange USD	0 00	165,920 42	- 165,920 42	0 00	0 00	0 00	0 00	0 00
18 Oct 02 21 Oct 02	Foreign exchange USD	0 00	29,102 99	- 29,102 99	0 00	0 00	0 00	0 00	0 00
17 May 02 21 May 02	Foreign exchange USD	0 00	177,507 32	- 177,507 32	0 00	0 00	0 00	0 00	0 00
9 Apr 02 11 Apr 02	Foreign exchange USD	0 00	4,853 60	- 4,853 60	0 00	0 00	0 00	0 00	0 00
14 Feb 02 19 Feb 02	Foreign exchange USD	0 00	5 88	- 5 88	0 00	0 00	0 00	0 00	0 00
31 Oct 02 8 Nov 02	Foreign exchange USD	0 00	16,434 09	- 16,434 09	0 00	0 00	0 00	0 00	0 00
7 Jan 02 8 Jan 02	Foreign exchange USD	0 00	1,114 87	- 1,114 87	0 00	0 00	0 00	0 00	0 00

563

◆ Realized Gain/Loss Detail - Taxable

Trade Date Settle Date	Security Description Acquisition Date	Shares/Par	Proceeds	Cost	Realized gain/loss			Total	
					Short Term	Market Long Term	Translation	Short Term	Long Term
Foreign Exchange									
13 Aug 02 18 Aug 02	Foreign exchange USD	0 00	281,340.59	- 281,340.59	0 00	0 00	0 00	0 00	0 00
2 Jul 02 5 Jul 02	Foreign exchange USD	0 00	32,734.08	- 32,734.08	0 00	0 00	0 00	0 00	0 00
19 Nov 02 21 Nov 02	Foreign exchange USD	0 00	51,985.43	- 51,985.43	0 00	0 00	0 00	0 00	0 00
24 Oct 02 28 Oct 02	Foreign exchange USD	0 00	29,028.54	- 29,028.54	0 00	0 00	0 00	0 00	0 00
18 Apr 02 19 Apr 02	Foreign exchange USD	0 00	17,811.18	- 17,811.18	0 00	0 00	0 00	0 00	0 00
25 Sep 02 27 Sep 02	Foreign exchange USD	0 00	5,929.80	- 5,929.80	0 00	0 00	0 00	0 00	0 00
9 Oct 02 15 Oct 02	Foreign exchange USD	0 00	318,247.34	- 318,247.34	0 00	0 00	0 00	0 00	0 00
30 Apr 02 7 May 02	Foreign exchange USD	0 00	3,235.71	- 3,235.71	0 00	0 00	0 00	0 00	0 00
11 Mar 02 14 Mar 02	Foreign exchange USD	0 00	270,524.71	- 270,524.71	0 00	0 00	0 00	0 00	0 00
22 Apr 02 24 Apr 02	Foreign exchange USD	0 00	3,228.17	- 3,228.17	0 00	0 00	0 00	0 00	0 00
25 Feb 02 28 Feb 02	Foreign exchange USD	0 00	39,877.09	- 39,877.09	0 00	0 00	0 00	0 00	0 00

564

◆ Realized Gain/Loss Detail - Taxable

Trade Date Settle Date	Security Description Acquisition Date	Shares/Par	Proceeds	Cost	Realized gain/loss			Total	
					Short Term	Market Long Term	Translation	Short Term	Long Term
Foreign Exchange									
Foreign exchange									
12 Sep 02 18 Sep 02	Foreign exchange USD	0 00	20 031 79	- 20,031 79	0 00	0 00	0 00	0 00	0 00
5 Jun 02 10 Jun 02	Foreign exchange USD	0 00	22,143 19	- 22,143 19	0 00	0 00	0 00	0 00	0 00
5 Aug 02 8 Aug 02	Foreign exchange USD	0 00	226,609 92	- 226,609 92	0 00	0 00	0 00	0 00	0 00
1 Apr 02 3 Apr 02	Foreign exchange USD	0 00	21,001 57	- 21,001 57	0 00	0 00	0 00	0 00	0 00
15 Jul 02 17 Jul 02	Foreign exchange USD	0 00	71,893 61	71 893 61	0 00	0 00	0 00	0 00	0 00
16 Oct 02 21 Oct 02	Foreign exchange USD	0 00	88,517 41	- 88 517 41	0 00	0 00	0 00	0 00	0 00
15 May 02 21 May 02	Foreign exchange USD	0 00	21 387 20	- 21,387 20	0 00	0 00	0 00	0 00	0 00
4 Apr 02 8 Apr 02	Foreign exchange USD	0 00	1 864 05	- 1 864 05	0 00	0 00	0 00	0 00	0 00
16 Apr 02 18 Apr 02	Foreign exchange USD	0 00	412 54	- 412 54	0 00	0 00	0 00	0 00	0 00
8 Aug 02 12 Aug 02	Foreign exchange USD	0 00	844 97	- 844 97	0 00	0 00	0 00	0 00	0 00
26 Feb 02 1 Mar 02	Foreign exchange USD	0 00	25,451 40	- 25 451 40	0 00	0 00	0 00	0 00	0 00

565

Pratt & Whitney

Account Number: 0101
AGRIANA HOLDING B.V.
AGRIANA HOLDING B.V.

◆ Realized Gain/Loss Detail - Taxable

Realized gain/loss: _____
Market _____
Short Term _____
Long Term _____
Total _____

Trade Date Security Description Shares/Par Proceeds Cost Short Term Long Term

Settle Date Acquisition Date

Foreign Exchange

Foreign exchange

23 Jan 02	Foreign exchange	USD	0 00	22,018 08	- 22,018 08	0 00	0 00	0 00	0 00
3 Jul 02	Foreign exchange	USD	0 00	188 58	- 188 58	0 00	0 00	0 00	0 00
8 Jul 02	Foreign exchange	USD	0 00	24,818 42	- 24,818 42	0 00	0 00	0 00	0 00
15 Feb 02	Foreign exchange	USD	0 00	301,858 04	- 301,858 04	0 00	0 00	0 00	0 00
18 Sep 02	Foreign exchange	USD	0 00	53,070 83	- 53,070 83	0 00	0 00	0 00	0 00
13 Mar 02	Foreign exchange	USD	0 00	459 14	- 459 14	0 00	0 00	0 00	0 00
3 Jul 02	Foreign exchange	USD	0 00	33,538 84	- 33,538 84	0 00	0 00	0 00	0 00
2 Dec 02	Foreign exchange	USD	0 00	8,597 34	- 8,597 34	0 00	0 00	0 00	0 00
5 Sep 02	Foreign exchange	USD	0 00	5,152 20	- 5,152 20	0 00	0 00	0 00	0 00
12 Feb 02	Foreign exchange	USD	0 00	286,480 80	- 286,480 80	0 00	0 00	0 00	0 00
11 Jan 02	Foreign exchange	USD	0 00						

995



◆ **Realized Gain/Loss Detail - Taxable**

Trade Date Security Description
 Realized gain/loss
 Market Long Term Short Term Translation Short Term Total Long Term
 Shares/Per Proceeds Cost

Foreign Exchange

Foreign exchange

Trade Date	Security Description	Shares/Per	Proceeds	Cost	Market	Long Term	Short Term	Translation	Short Term	Total	Long Term
18 Apr 02	Foreign exchange USD	48 804 15	48 804 15	- 48 804 15	0 00	0 00	0 00	0 00	0 00	0 00	0 00
1 Mar 02	Foreign exchange USD	25 017 11	25 017 11	- 25 017 11	0 00	0 00	0 00	0 00	0 00	0 00	0 00
8 May 02	Foreign exchange USD	3 568 54	3 568 54	- 3 568 54	0 00	0 00	0 00	0 00	0 00	0 00	0 00
31 Jul 02	Foreign exchange USD	17,942 00	17,942 00	- 17 842 00	0 00	0 00	0 00	0 00	0 00	0 00	0 00
21 May 02	Foreign exchange USD	28,855 27	28,855 27	- 28,855 27	0 00	0 00	0 00	0 00	0 00	0 00	0 00
18 Jan 02	Foreign exchange USD	27,289 08	27,289 08	- 27,289 08	0 00	0 00	0 00	0 00	0 00	0 00	0 00
9 May 02	Foreign exchange USD	4,619 70	4,619 70	- 4 619 70	0 00	0 00	0 00	0 00	0 00	0 00	0 00
18 Apr 02	Foreign exchange USD	22,187 09	22,187 09	- 22,187 09	0 00	0 00	0 00	0 00	0 00	0 00	0 00
22 Apr 02	Foreign exchange USD	1,818 45	1,818 45	- 1,818 45	0 00	0 00	0 00	0 00	0 00	0 00	0 00
18 Jan 02	Foreign exchange USD	40 414 28	40 414 28	- 40 414 28	0 00	0 00	0 00	0 00	0 00	0 00	0 00
2 May 02	Foreign exchange USD	55 208 76	55 208 76	- 55,208 76	0 00	0 00	0 00	0 00	0 00	0 00	0 00

795

◆ Realized Gain/Loss Detail - Taxable

Trade Date Settle Date	Security Description Acquisition Date	Shares/Par	Proceeds	Cost	Realized gain/loss			Total	
					Short Term	Market Long Term	Translation	Short Term	Long Term
Foreign Exchange									
Foreign exchange									
29 Jan 02 31 Jan 02	Foreign exchange USD	0 00	52 88	- 52 88	0 00	0 00	0 00	0 00	0 00
4 Feb 02 6 Feb 02	Foreign exchange USD	0 00	1,171 80	- 1,171 80	0 00	0 00	0 00	0 00	0 00
7 Jan 02 9 Jan 02	Foreign exchange USD	0 00	3,725 00	- 3,725 00	0 00	0 00	0 00	0 00	0 00
18 Jul 02 22 Jul 02	Foreign exchange USD	0 00	8,883 12	- 8,883 12	0 00	0 00	0 00	0 00	0 00
4 Feb 02 5 Feb 02	Foreign exchange USD	0 00	487 88	- 487 88	0 00	0 00	0 00	0 00	0 00
28 Feb 02 28 Feb 02	Foreign exchange USD	0 00	18,822 84	- 18,822 84	0 00	0 00	0 00	0 00	0 00
27 Mar 02 2 Apr 02	Foreign exchange USD	0 00	11,258 31	- 11,258 31	0 00	0 00	0 00	0 00	0 00
4 Dec 02 9 Dec 02	Foreign exchange USD	0 00	22,377 71	- 22,377 71	0 00	0 00	0 00	0 00	0 00
Total United States dollar purchases			22,873,969 12	- 22,873,969 12	0 00	0 00	0 00	0 00	0 00
Total S/T translation gain/loss for Foreign exchange							639,509 84		
Total L/T translation gain/loss for Foreign exchange							0 00		

568

◆ **Realized Gain/Loss Detail - Taxable**

Trade Date Security Description Settlement Date Shares/Par Proceeds Cost Short Term Long Term Market Translation Short Term Long Term Total

Foreign Exchange

Total realized gains for Foreign exchange	0 00	0 00	1,875,541 32	1,875,541 32	0 00	0 00	0 00	0 00	- 1,038,031 68	- 1,038,031 68	0 00	0 00
Total realized losses for Foreign exchange	0 00	0 00	0 00	0 00	0 00	0 00	0 00	0 00	639,509 64	639,509 64	0 00	0 00
Total Foreign exchange	0 00	0 00	0 00	0 00	0 00	0 00	0 00	0 00	639,509 64	639,509 64	0 00	0 00
Total Foreign Exchange	0 00	0 00	0 00	0 00	0 00	0 00	0 00	0 00	639,509 64	639,509 64	0 00	0 00

◆ Realized Gain/Loss Detail - Taxable

Trade Date	Security Description Acquisition Date	Shares/Par	Proceeds	Cost	Realized gain/loss			Total	
					Short Term	Market Long Term	Translation	Short Term	Long Term
Gain/Loss on Cash Disbursements									
Gain/Loss on Cash Disbursements									
Gain/Loss on Cash Disbursements									
Australian dollar									
31 Aug 02 31 Aug 02	Average Book Cost Adjustment AUD	0 00	277 28	0 00	0 00	0 00	277 28	277 28	0 00
31 Oct 02 31 Oct 02	Average Book Cost Adjustment AUD	0 00	- 228 54	0 00	0 00	0 00	- 228 54	- 228 54	0 00
31 May 02 31 May 02	Average Book Cost Adjustment AUD	0 00	- 323 83	0 00	0 00	0 00	- 323 83	- 323 83	0 00
30 Sep 02 30 Sep 02	Average Book Cost Adjustment AUD	0 00	- 2,869 82	0 00	0 00	0 00	- 2,869 82	- 2,869 82	0 00
30 Apr 02 30 Apr 02	Average Book Cost Adjustment AUD	0 00	3,157 15	0 00	0 00	0 00	3,157 15	3,157 15	0 00
31 Jul 02 31 Jul 02	Average Book Cost Adjustment AUD	0 00	- 1,383 83	0 00	0 00	0 00	- 1,383 83	- 1,383 83	0 00
28 Feb 02 28 Feb 02	Average Book Cost Adjustment AUD	0 00	- 175 88	0 00	0 00	0 00	- 175 88	- 175 88	0 00
30 Jun 02 30 Jun 02	Average Book Cost Adjustment AUD	0 00	137 59	0 00	0 00	0 00	137 59	137 59	0 00
31 Mar 02 31 Mar 02	Average Book Cost Adjustment AUD	0 00	1,145 88	0 00	0 00	0 00	1,145 88	1,145 88	0 00
Total Australian dollar			- 344.27	0 00	0 00	0 00	- 344.27	- 344.27	0 00

570

◆ Realized Gain/Loss Detail - Taxable

Trade Date	Security Description Acquisition Date	Shares/Par	Proceeds	Cost	Realized gain/loss			Total	
					Short Term	Market Long Term	Translation	Short Term	Long Term
Gain/Loss on Cash Disbursements									
Gain/Loss on Cash Disbursements									
British pound sterling									
31 Oct 02 31 Oct 02	Average Book Cost Adjustment GBP	0 00	7,081 91	0 00	0 00	0 00	7,081 91	7,081 91	0 00
31 Jan 02 31 Jan 02	Average Book Cost Adjustment GBP	0 00	- 103 81	0 00	0 00	0 00	- 103 81	- 103 81	0 00
28 Feb 02 28 Feb 02	Average Book Cost Adjustment GBP	0 00	11,417 38	0 00	0 00	0 00	11 417 38	11,417 38	0 00
31 Aug 02 31 Aug 02	Average Book Cost Adjustment GBP	0 00	- 8 79	0 00	0 00	0 00	- 8 79	- 8 79	0 00
31 Dec 02 31 Dec 02	Average Book Cost Adjustment GBP	0 00	945 12	0 00	0 00	0 00	945 12	945 12	0 00
30 Apr 02 30 Apr 02	Average Book Cost Adjustment GBP	0 00	- 2,388 85	0 00	0 00	0 00	- 2,388 85	- 2,388 85	0 00
31 May 02 31 May 02	Average Book Cost Adjustment GBP	0 00	222 32	0 00	0 00	0 00	222 32	222 32	0 00
30 Nov 02 30 Nov 02	Average Book Cost Adjustment GBP	0 00	5,048 28	0 00	0 00	0 00	5 048 28	5,048 28	0 00
30 Jun 02 30 Jun 02	Average Book Cost Adjustment GBP	0 00	- 1 187 51	0 00	0 00	0 00	- 1,187 51	- 1,187 51	0 00
31 Jul 02 31 Jul 02	Average Book Cost Adjustment GBP	0 00	- 7 893 28	0 00	0 00	0 00	- 7,893 28	- 7,893 28	0 00
31 Mar 02 31 Mar 02	Average Book Cost Adjustment GBP	0 00	- 1,382 51	0 00	0 00	0 00	- 1,382 51	- 1,382 51	0 00

571

◆ Realized Gain/Loss Detail - Taxable

Trade Date	Security Description Acquisition Date	Shares/Par	Proceeds	Cost	Realized gain/loss			Total	
					Short Term	Market Long Term	Translation	Short Term	Long Term
Gain/Loss on Cash Disbursements									
Gain/Loss on Cash Disbursements									
30 Sep 02	Average Book Cost Adjustment GBP	0 00	- 1,843 47	0 00	0 00	0 00	- 1,843 47	- 1 843 47	0 00
30 Sep 02									
Total British pound sterling			10,088.97	0 00	0 00	0 00	10,088.97	10,088.97	0 00
Canadian dollar									
31 Mar 02	Average Book Cost Adjustment CAD	0 00	- 352 32	0 00	0 00	0 00	- 352 32	- 352 32	0 00
31 Mar 02									
31 Jan 02	Average Book Cost Adjustment CAD	0 00	- 8 75	0 00	0 00	0 00	- 8 75	- 8 75	0 00
31 Jan 02									
30 Jun 02	Average Book Cost Adjustment CAD	0 00	- 88 58	0 00	0 00	0 00	- 88 58	- 88 58	0 00
30 Jun 02									
31 Aug 02	Average Book Cost Adjustment CAD	0 00	- 7,821 21	0 00	0 00	0 00	- 7,821 21	- 7 821 21	0 00
31 Aug 02									
30 Nov 02	Average Book Cost Adjustment CAD	0 00	- 407 55	0 00	0 00	0 00	- 407 55	- 407 55	0 00
30 Nov 02									
31 May 02	Average Book Cost Adjustment CAD	0 00	271 59	0 00	0 00	0 00	271 59	271 59	0 00
31 May 02									
31 Oct 02	Average Book Cost Adjustment CAD	0 00	35 82	0 00	0 00	0 00	35 82	35 82	0 00
31 Oct 02									
30 Sep 02	Average Book Cost Adjustment CAD	0 00	- 242 33	0 00	0 00	0 00	- 242 33	- 242 33	0 00
30 Sep 02									
30 Apr 02	Average Book Cost Adjustment CAD	0 00	541 53	0 00	0 00	0 00	541 53	541 53	0 00
30 Apr 02									

572

◆ Realized Gain/Loss Detail - Taxable

Trade Date	Security Description Acquisition Date	Shares/Par	Proceeds	Cost	Realized gain/loss			Total	
					Short Term	Market Long Term	Translation	Short Term	Long Term
Gain/Loss on Cash Disbursements									
Gain/Loss on Cash Disbursements									
28 Feb 02 28 Feb 02	Average Book Cost Adjustment CAD	0 00	2 123 24	0 00	0 00	0 00	2 123 24	2 123 24	0 00
31 Jul 02 31 Jul 02	Average Book Cost Adjustment CAD	0 00	5 47	0 00	0 00	0 00	5 47	5 47	0 00
Total Canadian dollar			- 6,023 97	0 00	0 00	0 00	- 6,023 97	- 6,023 97	0 00
Danish krone									
30 Nov 02 30 Nov 02	Average Book Cost Adjustment DKK	0 00	1 888 82	0 00	0 00	0 00	1 888 82	1 888 82	0 00
31 May 02 31 May 02	Average Book Cost Adjustment DKK	0 00	- 1,845 83	0 00	0 00	0 00	- 1,845 63	- 1,845 63	0 00
Total Danish krone			243 19	0 00	0 00	0 00	243 19	243 19	0 00
Euro									
28 Feb 02 28 Feb 02	Average Book Cost Adjustment EUR	0 00	- 1 114 52	0 00	0 00	0 00	- 1 114 52	- 1 114 52	0 00
31 Oct 02 31 Oct 02	Average Book Cost Adjustment EUR	0 00	- 12,140 88	0 00	0 00	0 00	- 12,140 88	- 12,140 88	0 00
30 Sep 02 30 Sep 02	Average Book Cost Adjustment EUR	0 00	3,499 65	0 00	0 00	0 00	3,499 65	3,499 65	0 00
30 Apr 02 30 Apr 02	Average Book Cost Adjustment EUR	0 00	- 3,382 98	0 00	0 00	0 00	- 3,382 98	- 3,382 98	0 00

573

◆ Realized Gain/Loss Detail - Taxable

Trade Date	Security Description Acquisition Date	Shares/Par	Proceeds	Cost	Realized gain/loss			Total	
					Short Term	Market Long Term	Translation	Short Term	Long Term
Gain/Loss on Cash Disbursements									
Gain/Loss on Cash Disbursements									
31 Mar 02 31 Mar 02	Average Book Cost Adjustment EUR	0 00	5,304 33	0 00	0 00	0 00	5,304 33	5 304 33	0 00
31 Jan 02 31 Jan 02	Average Book Cost Adjustment EUR	0 00	2,285 72	0 00	0 00	0 00	2,285 72	2,285 72	0 00
31 Jul 02 31 Jul 02	Average Book Cost Adjustment EUR	0 00	12 182 54	0 00	0 00	0 00	12,182 54	12,182 54	0 00
31 Aug 02 31 Aug 02	Average Book Cost Adjustment EUR	0 00	11,831 32	0 00	0 00	0 00	11,831 32	11 831 32	0 00
30 Nov 02 30 Nov 02	Average Book Cost Adjustment EUR	0 00	3 313 43	0 00	0 00	0 00	3,313 43	3,313 43	0 00
31 May 02 31 May 02	Average Book Cost Adjustment EUR	0 00	- 5,503 02	0 00	0 00	0 00	- 5,503 02	- 5 503 02	0 00
30 Jun 02 30 Jun 02	Average Book Cost Adjustment EUR	0 00	- 5,054 88	0 00	0 00	0 00	- 5 054 88	- 5,054 88	0 00
31 Dec 02 31 Dec 02	Average Book Cost Adjustment EUR	0 00	- 1,781 28	0 00	0 00	0 00	- 1,781 28	- 1,781 28	0 00
Total Euro			8,278 37	0 00	0 00	0 00	8,278 37	8,278 37	0 00
Hong Kong dollar									
28 Feb 02 28 Feb 02	Average Book Cost Adjustment HKD	0 00	- 8 48	0 00	0 00	0 00	- 8 48	- 8 48	0 00
30 Jun 02 30 Jun 02	Average Book Cost Adjustment HKD	0 00	4 28	0 00	0 00	0 00	4 28	4 28	0 00

574

◆ Realized Gain/Loss Detail - Taxable

Trade Date	Security Description Acquisition Date	Shares/Par	Proceeds	Cost	Realized gain/loss			Total	
					Short Term	Market Long Term	Translation	Short Term	Long Term
Gain/Loss on Cash Disbursements									
Gain/Loss on Cash Disbursements									
30 Sep 02 30 Sep 02	Average Book Cost Adjustment HKD	0 00	- 0 82	0 00	0 00	0 00	- 0 82	- 0 82	0 00
30 Apr 02 30 Apr 02	Average Book Cost Adjustment HKD	0 00	- 9 50	0 00	0 00	0 00	- 9 50	- 9 50	0 00
31 Mar 02 31 Mar 02	Average Book Cost Adjustment HKD	0 00	2 12	0 00	0 00	0 00	2 12	2 12	0 00
31 Jan 02 31 Jan 02	Average Book Cost Adjustment HKD	0 00	- 23 54	0 00	0 00	0 00	- 23 54	- 23 54	0 00
31 Aug 02 31 Aug 02	Average Book Cost Adjustment HKD	0 00	- 1 86	0 00	0 00	0 00	- 1 86	- 1 86	0 00
31 Jul 02 31 Jul 02	Average Book Cost Adjustment HKD	0 00	- 0 12	0 00	0 00	0 00	- 0 12	- 0 12	0 00
31 May 02 31 May 02	Average Book Cost Adjustment HKD	0 00	- 4 36	0 00	0 00	0 00	- 4 36	- 4 36	0 00
Total Hong Kong dollar			- 40 08	0 00	0 00	0 00	- 40 08	- 40 08	0 00
Japanese yen									
31 Dec 02 31 Dec 02	Average Book Cost Adjustment JPY	0 00	13 15	0 00	0 00	0 00	13 15	13 15	0 00
31 May 02 31 May 02	Average Book Cost Adjustment JPY	0 00	103 70	0 00	0 00	0 00	103 70	103 70	0 00
31 Aug 02 31 Aug 02	Average Book Cost Adjustment JPY	0 00	- 6,473 37	0 00	0 00	0 00	- 6,473 37	- 6,473 37	0 00

575

◆ Realized Gain/Loss Detail - Taxable

Trade Date	Security Description Acquisition Date	Shares/Par	Proceeds	Cost	Realized gain/loss			Total	
					Short Term	Market Long Term	Translation	Short Term	Long Term
Gain/Loss on Cash Disbursements									
Gain/Loss on Cash Disbursements									
31 Jul 02 31 Jul 02	Average Book Cost Adjustment JPY	0 00	4 417 89	0 00	0 00	0 00	4,417 89	4,417 89	0 00
31 May 02 31 May 02	Average Book Cost Adjustment JPY	0 00	10,722 12	0 00	0 00	0 00	10,722 12	10,722 12	0 00
30 Apr 02 30 Apr 02	Average Book Cost Adjustment JPY	0 00	2,548 20	0 00	0 00	0 00	2,548 20	2,548 20	0 00
28 Feb 02 28 Feb 02	Average Book Cost Adjustment JPY	0 00	- 3,836 20	0 00	0 00	0 00	- 3,836 20	- 3,836 20	0 00
31 Mar 02 31 Mar 02	Average Book Cost Adjustment JPY	0 00	9 59	0 00	0 00	0 00	9 59	9 59	0 00
31 Oct 02 31 Oct 02	Average Book Cost Adjustment JPY	0 00	- 855 44	0 00	0 00	0 00	- 855 44	- 855 44	0 00
30 Sep 02 30 Sep 02	Average Book Cost Adjustment JPY	0 00	- 8 889 81	0 00	0 00	0 00	- 8,889 81	- 8,889 81	0 00
30 Jun 02 30 Jun 02	Average Book Cost Adjustment JPY	0 00	7,180 58	0 00	0 00	0 00	7,180 58	7,180 58	0 00
31 Mar 02 31 Mar 02	Average Book Cost Adjustment JPY	0 00	- 12,841 03	0 00	0 00	0 00	- 12,841 03	- 12,841 03	0 00
31 Jan 02 31 Jan 02	Average Book Cost Adjustment JPY	0 00	- 858 89	0 00	0 00	0 00	- 858 89	- 858 89	0 00
31 May 02 31 May 02	Average Book Cost Adjustment JPY	0 00	- 413 42	0 00	0 00	0 00	- 413 42	- 413 42	0 00

576

◆ Realized Gain/Loss Detail - Taxable

Trade Date	Security Description Acquisition Date	Shares/Par	Proceeds	Cost	Realized gain/loss			Total	
					Short Term	Market Long Term	Translation	Short Term	Long Term
Gain/Loss on Cash Disbursements									
Gain/Loss on Cash Disbursements									
30 Nov 02 30 Nov 02	Average Book Cost Adjustment JPY	0 00	1,888 27	0 00	0 00	0 00	1,888 27	1,888 27	0 00
Total Japanese yen			- 4,584.28	0 00	0 00	0 00	- 4,584.28	- 4,584.28	0 00
Mexican peso									
31 Dec 02 31 Dec 02	Average Book Cost Adjustment MXN	0 00	- 805 67	0 00	0 00	0 00	- 805 67	- 805 67	0 00
Total Mexican peso			- 805 67	0 00	0 00	0 00	- 805 67	- 805 67	0 00
Norwegian krone									
30 Nov 02 30 Nov 02	Average Book Cost Adjustment NOK	0 00	168 87	0 00	0 00	0 00	168 87	168 87	0 00
31 Dec 02 31 Dec 02	Average Book Cost Adjustment NOK	0 00	- 2,210 45	0 00	0 00	0 00	- 2 210 45	- 2,210 45	0 00
28 Feb 02 28 Feb 02	Average Book Cost Adjustment NOK	0 00	1,794 65	0 00	0 00	0 00	1,784 65	1,794 65	0 00
Total Norwegian krone			- 248 83	0 00	0 00	0 00	- 248.93	- 248 83	0 00
Singapore dollar									
28 Feb 02 28 Feb 02	Average Book Cost Adjustment SGD	0 00	- 72 97	0 00	0 00	0 00	- 72 97	- 72 97	0 00
30 Apr 02 30 Apr 02	Average Book Cost Adjustment SGD	0 00	234 28	0 00	0 00	0 00	234 28	234 28	0 00

577

◆ Realized Gain/Loss Detail - Taxable

Trade Date	Security Description Acquisition Date	Shares/Par	Proceeds	Cost	Realized gain/loss			Total	
					Short Term	Market Long Term	Translation	Short Term	Long Term
Gain/Loss on Cash Disbursements									
Gain/Loss on Cash Disbursements									
31 Dec 02	Average Book Cost Adjustment SGD	0 00	425 87	0 00	0 00	0 00	425 87	425 87	0 00
31 Dec 02									
31 May 02	Average Book Cost Adjustment SGD	0 00	- 232 18	0 00	0 00	0 00	- 232 18	- 232 18	0 00
31 May 02									
31 Oct 02	Average Book Cost Adjustment SGD	0 00	0 72	0 00	0 00	0 00	0 72	0 72	0 00
31 Oct 02									
Total Singapore dollar			355 85	0 00	0 00	0 00	355.85	355 85	0 00
Swedish krona									
31 May 02	Average Book Cost Adjustment SEK	0 00	- 155 85	0 00	0 00	0 00	- 155 85	- 155 85	0 00
31 May 02									
31 Aug 02	Average Book Cost Adjustment SEK	0 00	1,188 32	0 00	0 00	0 00	1,188 32	1,188 32	0 00
31 Aug 02									
30 Nov 02	Average Book Cost Adjustment SEK	0 00	- 3,888 82	0 00	0 00	0 00	- 3,888 82	- 3,888 82	0 00
30 Nov 02									
31 Mar 02	Average Book Cost Adjustment SEK	0 00	1,450 50	0 00	0 00	0 00	1,450 50	1,450 50	0 00
31 Mar 02									
30 Sep 02	Average Book Cost Adjustment SEK	0 00	- 5 05	0 00	0 00	0 00	- 5 05	- 5 05	0 00
30 Sep 02									
31 Oct 02	Average Book Cost Adjustment SEK	0 00	- 148 88	0 00	0 00	0 00	- 148 88	- 148 88	0 00
31 Oct 02									
30 Apr 02	Average Book Cost Adjustment SEK	0 00	- 872 71	0 00	0 00	0 00	- 872 71	- 872 71	0 00
30 Apr 02									

578

◆ Realized Gain/Loss Detail - Taxable

Trade Date	Security Description Acquisition Date	Shares/Par	Proceeds	Cost	Realized gain/loss			Total	
					Short Term	Market Long Term	Translation	Short Term	Long Term
Gain/Loss on Cash Disbursements									
Gain/Loss on Cash Disbursements									
Total Swedish krona			- 2,522 19	0 00	0 00	0 00	- 2,522 19	- 2,522 19	0 00
Swiss franc									
31 Jul 02	Average Book Cost Adjustment CHF	0 00	1,034 78	0 00	0 00	0 00	1,034 78	1,034 78	0 00
31 Jul 02									
31 Mar 02	Average Book Cost Adjustment CHF	0 00	- 849 11	0 00	0 00	0 00	- 849 11	- 849 11	0 00
31 Mar 02									
31 Jan 02	Average Book Cost Adjustment CHF	0 00	725 28	0 00	0 00	0 00	725 28	725 28	0 00
31 Jan 02									
31 Aug 02	Average Book Cost Adjustment CHF	0 00	4,598 57	0 00	0 00	0 00	4,598 57	4,598 57	0 00
31 Aug 02									
30 Jun 02	Average Book Cost Adjustment CHF	0 00	- 1,607 28	0 00	0 00	0 00	- 1,607 28	- 1,607 28	0 00
30 Jun 02									
31 May 02	Average Book Cost Adjustment CHF	0 00	- 419 01	0 00	0 00	0 00	- 419 01	- 419 01	0 00
31 May 02									
31 Oct 02	Average Book Cost Adjustment CHF	0 00	1,768 98	0 00	0 00	0 00	1,768 98	1,768 98	0 00
31 Oct 02									
30 Sep 02	Average Book Cost Adjustment CHF	0 00	7 39	0 00	0 00	0 00	7 39	7 39	0 00
30 Sep 02									
31 Dec 02	Average Book Cost Adjustment CHF	0 00	1,393 05	0 00	0 00	0 00	1,393 05	1,393 05	0 00
31 Dec 02									
28 Feb 02	Average Book Cost Adjustment CHF	0 00	1,898 13	0 00	0 00	0 00	1,898 13	1,898 13	0 00
28 Feb 02									

◆ Realized Gain/Loss Detail - Taxable

Trade Date	Security Description Acquisition Date	Shares/Par	Proceeds	Cost	Realized gain/loss			Total	
					Short Term	Market Long Term	Translation	Short Term	Long Term
Gain/Loss on Cash Disbursements									
Gain/Loss on Cash Disbursements									
30 Apr 02	Average Book Cost Adjustment CHF	0 00	2,040 55	0 00	0 00	0 00	2,040 55	2,040 55	0 00
30 Apr 02									
Total Swiss franc			10,591 33	0 00	0 00	0 00	10,591 33	10,591 33	0 00
Total S/T translation gain/loss for Gain/Loss on Cash Disbursements							15,987 32		
Total L/T translation gain/loss for Gain/Loss on Cash Disbursements							0 00		
Total realized gains for Gain/Loss on Cash Disbursements					0 00	0 00	118,300 48	118,300 48	0 00
Total realized losses for Gain/Loss on Cash Disbursements					0 00	0 00	- 102,313 14	- 102,313 14	0 00
Total Gain/Loss on Cash Disbursements			15,987 32	0 00	0 00	0 00	15,987 32	15,987 32	0 00
Total Gain/Loss on Cash Disbursements			15,987 32	0 00	0 00	0 00	15,987 32	15,987 32	0 00

580

Portfolio Statement

1 JAN 02 - 31 DEC 02

Account Number: 801-0176-01
 Account Name: BOARD OF WICAPITAL GUARDIAN

◆ Realized Gain/Loss Detail - Taxable

Realized gain/loss		Market		Cost	Proceeds	Shares/Par	Total S/T transition gain/loss		Total L/T transition gain/loss		Total realized gains		Total realized losses		Total realized gain/loss		
Short Term	Long Term	Short Term	Long Term	Short Term	Long Term	Short Term	Short Term	Long Term	Short Term	Long Term	Short Term	Long Term	Short Term	Long Term	Short Term	Long Term	
727,884.94	-816,014.47	2,381,248.88	3,370,814.30	1,480,852.87	2,188,004.11	2,381,248.88	3,370,814.30	7,073,668.24	1,480,852.87	2,188,004.11	2,381,248.88	3,370,814.30	7,073,668.24	1,480,852.87	2,188,004.11	2,381,248.88	3,370,814.30
48,820,259.68	58,330,888.26	2,749,149.77	7,174,248.08	4,240,002.64	14,380,552.18	2,178,378.78	5,381,778.43	14,762,818.78	48,820,259.68	58,330,888.26	2,749,149.77	7,174,248.08	14,762,818.78	48,820,259.68	58,330,888.26	2,749,149.77	7,174,248.08
		2,128,870.17	2,021,269.13														

page 224 (9,710,628.48)

The Northern Trust Company
 50 South LaSalle Street, Chicago, Illinois 60675
 (312) 630-6000

THE LYNDE AND HARRY BRADLEY FOUNDATION
 CAPITAL GUARDIAN FIXED INCOME

FEDERAL SCHEDULE OF GAINS AND LOSSES
 ACCOUNT TRANSACTIONS TAXABLE DURING THE PERIOD
 01-01-02 THROUGH 12-31-02

PAGE 1

DESCRIPTION OF PROPERTY	DATE SOLD/ ACQUIRED	SALES PROCEEDS	COST BASIS	GAIN/LOSS
SHORT TERM CAPITAL GAINS AND LOSSES				
CF CAPITAL GUARDIAN U.S. FIXED INCOME FUND FOR TET				
UNITS: SOLD 01-16-02	33,345.78	327,455.58	325,454.81	2,000.77
UNITS: ACQUIRED 04-05-01				
UNITS: SOLD 01-16-02	20,320.32	199,545.56	203,000.00	3,454.44-
UNITS: ACQUIRED 11-01-01				
UNITS: SOLD 01-16-02	6,008.03	58,998.86	59,359.40	360.54-
UNITS: ACQUIRED 11-30-01				
CF CAP GUARDIAN NON-US FIF TXT				
UNITS: SOLD 01-16-02	77.00	671.44	690.69	19.25-
UNITS: ACQUIRED 11-30-01				
UNITS: SOLD 01-16-02	27.84	242.76	247.56	4.80-
UNITS: ACQUIRED 12-14-01				
UNITS: SOLD 01-16-02	33.32	290.55	288.29	2.26
UNITS: ACQUIRED 12-31-01				
UNITS: SOLD 01-16-02	27.65	241.11	241.17	0.06-
UNITS: ACQUIRED 01-15-02				
UNITS: SOLD 01-16-02	24.40	212.77	205.24	7.53
UNITS: ACQUIRED 01-31-02				
CF CAPITAL GUARDIAN U.S. FIXED INCOME FUND FOR TET				
CF CG EMERGING MARKETS FIXED INCOME FUND FOR TET				
CF CAPITAL GUARDIAN U.S. FIXED INCOME FUND FOR TET				
CF CAPITAL GUARDIAN U.S. FIXED INCOME FUND FOR TET				
CF CG EMERGING MARKETS FIXED INCOME FUND FOR TET				
CF CAPITAL GUARDIAN U.S. FIXED INCOME FUND FOR TET				

The Northern Trust Company
 50 South LaSalle Street, Chicago, Illinois 60675
 (312) 630-6000

THE LYNDE AND HARRY BRADLEY FOUNDATION
 CAPITAL GUARDIAN FIXED INCOME

03148 ACCOUNT NO. 26-01683
 SS870 AAB

FEDERAL SCHEDULE OF GAINS AND LOSSES
 ACCOUNT TRANSACTIONS TAXABLE DURING THE PERIOD
 01-01-02 THROUGH 12-31-02

DESCRIPTION OF PROPERTY	DATE SOLD/ ACQUIRED	SALES PROCEEDS	COST BASIS	GAIN/LOSS
UNITS: 4,590.73	SOLD 02-19-02 ACQUIRED 04-05-01	44,530.12	44,805.52	275.40-
UNITS: 4,996.89	SOLD 02-19-02 ACQUIRED 01-15-02	48,469.88	49,069.54	599.66-
CF CAP GUARDIAN NON-US FIF TXT		840.01-		840.01-
CF CG EMERGING MARKETS FIXED INCOME FD FOR TXT		2,551.13		2,551.13
CF CAPITAL GUARDIAN U.S FIXED INCOME FUND FOR TET		3,154.18		3,154.18
CF CAPITAL GUARDIAN U.S FIXED INCOME FUND FOR TET		72,000.00	73,276.32	1,276.32-
UNITS: 7,507.82	SOLD 03-18-02 ACQUIRED 04-05-01			
CF CAP GUARDIAN NON-US FIF TXT		119.33-		119.33-
CF CG EMERGING MARKETS FIXED INCOME FD FOR TXT		1,566.93		1,566.93
CF CAPITAL GUARDIAN U.S FIXED INCOME FUND FOR TET		7,964.35-		7,964.35-
CF CAPITAL GUARDIAN U.S FIXED INCOME FUND FOR TET				

The Northern Trust Company
 50 South LaSalle Street, Chicago, Illinois 60675
 (312) 630-6000

03198 ACCOUNT NO. 26-01683 THE LYNDE AND HARRY BRADLEY FOUNDATION
 SS870 AAB CAPITAL GUARDIAN FIXED INCOME

FEDERAL SCHEDULE OF GAINS AND LOSSES
 ACCOUNT TRANSACTIONS TAXABLE DURING THE PERIOD
 01-01-02 THROUGH 12-31-02

DESCRIPTION OF PROPERTY	DATE SOLD/ ACQUIRED	SALES PROCEEDS	COST BASIS	GAIN/LOSS
UNITS:	SOLD 04-01-02	500,000.00	510,994.73	10,994.73-
	ACQUIRED 04-05-01			
CF CAP GUARDIAN NON-US FIF TXT		817.03-		817 03-
FOR TXT				
CF CG EMERGING MARKETS FIXED INCOME FD		2,802.68		2,802.68
CF CAPITAL GUARDIAN U.S FIXED INCOME		5,611.00-		5,611.00-
FUND FOR TET				
CF CAPITAL GUARDIAN U.S FIXED INCOME		14,346.31-		14,346.31-
FUND FOR TET				
CF CAP GUARDIAN NON-US FIF TXT		1,225.47-		1,225 47-
CF CG EMERGING MARKETS FIXED INCOME FD		5,712.79		5,712.79
FOR TXT				
CF CG EMERGING MARKETS FIXED INCOME FD		716.23	702.48	13.75
UNITS:	SOLD 06-17-02			
	ACQUIRED 01-15-02			
UNITS:	SOLD 06-17-02	1,413.64	1,389.50	24.14
UNITS:	SOLD 06-17 02	839.92	841 74	1.82-
	ACQUIRED 02-15-02			

The Northern Trust Company
 50 South LaSalle Street, Chicago, Illinois 60675
 (312) 630-6000

THE LYNDE AND HARRY BRADLEY FOUNDATION
 CAPITAL GUARDIAN FIXED INCOME AAB

ACCOUNT NO. 26-01683
 SS870

FEDERAL SCHEDULE OF GAINS AND LOSSES
 ACCOUNT TRANSACTIONS TAXABLE DURING THE PERIOD
 01-01-02 THROUGH 12-31-02

DESCRIPTION OF PROPERTY	DATE SOLD/ ACQUIRED	SALES PROCEEDS	COST BASIS	GAIN/LOSS
UNITS: SOLD 06-17-02	06-17-02	92,801.69	93,000.00	198.31-
ACQUIRED 02-19-02	02-19-02			
UNITS: SOLD 06-17-02	06-17-02	1,629.15	1,655.42	31.27-
ACQUIRED 02-28-02	02-28-02			
UNITS: SOLD 06-17-02	06-17-02	1,743.06	1,776.61	33.55-
ACQUIRED 03-15-02	03-15-02			
UNITS: SOLD 06-17-02	06-17-02	70,641.52	72,000.00	1,358.48-
ACQUIRED 03-18-02	03-18-02			
UNITS: SOLD 06-17-02	06-17-02	3,348.68	3,384.46	35.78-
ACQUIRED 03-28-02	03-28-02			
UNITS: SOLD 06-17-02	06-17-02	882.32	9,129.26	105.90-
ACQUIRED 04-30-02	04-30-02			
UNITS: SOLD 06-17-02	06-17-02	2,157.85	2,208.61	50.76-
ACQUIRED 05-15-02	05-15-02			
UNITS: SOLD 06-17-02	06-17-02	1,775.88	1,817.61	41.73-
ACQUIRED 05-31-02	05-31-02			
UNITS: SOLD 06-17-02	06-17-02	1,808.12	1,808.13	0.01-
ACQUIRED 06-14-02	06-14-02			
CF CAP GUARDIAN NON-US FIF TXT	304 36-	304 36-		
CF CG EMERGING MARKETS FIXED INCOME FD FOR TXT	2,341 52	2,341 52		
CF CAPITAL GUARDIAN U.S FIXED INCOME FUND FOR TET	45,328.82-	45,328.82-		
CF CAPITAL GUARDIAN U S FIXED INCOME FUND FOR TET	2,341 52	2,341 52		
CF CAP GUARDIAN NON-US FIF TXT	304 36-	304 36-		

The Northern Trust Company
 50 South LaSalle Street, Chicago, Illinois 60675
 (312) 630-6000

THE LYNDE AND HARRY BRADLEY FOUNDATION
 CAPITAL GUARDIAN FIXED INCOME

FEDERAL SCHEDULE OF GAINS AND LOSSES
 ACCOUNT TRANSACTIONS TAXABLE DURING THE PERIOD
 01-01-02 THROUGH 12-31-02

DESCRIPTION OF PROPERTY	DATE SOLD/ ACQUIRED	SALES PROCEEDS	COST BASIS	GAIN/LOSS
CF CG EMERGING MARKETS FIXED INCOME FD FOR TXT		1,113.59-		18,251.95-
CF CAP GUARDIAN NON-US FIF TXT		5,279.06		5,279.06
CF CG EMERGING MARKETS FIXED INCOME FD FOR TXT		154.73	159.60	4.87-
UNITS:	08-16-02 SOLD 34 77			
ACQUIRED	01-15-02			
UNITS:	08-16-02 SOLD 3,785.46	16,845.27	17,375.27	530.00-
ACQUIRED	01-16-02			
CF CAP GUARDIAN NON-US FIF TXT		38,915.98	36,596.22	2,319.76
UNITS:	08-16-02 SOLD 3,999.59			
ACQUIRED	06-17 02			
UNITS:	08-16-02 SOLD 37.70	366.82	360.40	6.42
ACQUIRED	06-28 02			
UNITS:	08-16-02 SOLD 29 31	285.19	287.50	2.31-
ACQUIRED	07-15-02			
UNITS:	08-16-02 SOLD 44 40	432.01	424.88	7.13
ACQUIRED	07-31-02			
CF CAPITAL GUARDIAN U.S FIXED INCOME FUND FOR TET		34,062.52-		34,062.52-
CF CAP GUARDIAN NON-US FIF FOR TAX EXEMPT TRUSTS		313.05-		313.05-
CF CG EMERGING MARKETS FIXED INCOME FD FOR TXT				

The Northern Trust Company

50 South LaSalle Street, Chicago, Illinois 60675
(312) 630-6000

03148 ACCOUNT NO. 26-01683
SS870 AAB

THE LYNDE AND HARRY BRADLEY FOUNDATION
CAPITAL GUARDIAN FIXED INCOME

FEDERAL SCHEDULE OF GAINS AND LOSSES
ACCOUNT TRANSACTIONS TAXABLE DURING THE PERIOD
01-01-02 THROUGH 12-31-02

PAGE
6

<u>DESCRIPTION OF PROPERTY</u>	<u>DATE SOLD/ ACQUIRED</u>	<u>SALES PROCEEDS</u> 492.18	<u>COST BASIS</u>	<u>GAIN/LOSS</u> 492.18
CF CG EMERGING MARKETS FIXED INCOME FD FOR TXT				
UNITS: 19,474.80	SOLD 09-03-02	89,000 00	93,153.54	4,153.54-
	ACQUIRED 01-16-02			
CF CAPITAL GUARDIAN U.S FIXED INCOME FUND FOR TET				
UNITS: 5,074.56	SOLD 09-16-02	49,071.00	49,324.80	253.80-
	ACQUIRED 01-31-02			
CF CG EMERGING MARKETS FIXED INCOME FD FOR TXT		124.90		124.90
CF CAPITAL GUARDIAN U.S FIXED INCOME FUND FOR TET		10,377.00-		10,377.00-
CF CAP GUARDIAN NON-US FIF FOR TAX EXEMPT TRUSTS		679.95		679.95
CF CG EMERGING MARKETS FIXED INCOME FD FOR TXT				
UNITS: 2,004.45	SOLD 10-01-02	9,000 00	9,660 62	660 62-
	ACQUIRED 01-16-02			
CF CAP GUARDIAN NON-US FIF FOR TAX EXEMPT TRUSTS				

587

The Northern Trust Company
 50 South LaSalle Street, Chicago, Illinois 60675
 (312) 630-6000

THE LYNDE AND HARRY BRADLEY FOUNDATION
 ACCOUNT NO. 26-01683 AAB SS870

FEDERAL SCHEDULE OF GAINS AND LOSSES
 ACCOUNT TRANSACTIONS TAXABLE DURING THE PERIOD
 01-01-02 THROUGH 12-31-02

DESCRIPTION OF PROPERTY	DATE SOLD/ ACQUIRED	SALES PROCEEDS	COST BASIS	GAIN/LOSS
UNITS; SOLD 10-01-02 ACQUIRED 08-15-02	37 88	369.33	368.89	0.44
UNITS; SOLD 10-01-02 ACQUIRED 08-30-02	35 70	348.08	346.96	1 12
UNITS; SOLD 10-01-02 ACQUIRED 09-03-02	1,326.06	12,929.07	12,886.10	42.97
UNITS; SOLD 10-01-02 ACQUIRED 09-30-02	63 39	618.05	618.55	0 50-
UNITS; SOLD 10-16-02 ACQUIRED 09-03-02	6,276.15	60,000 00	60,988.99	988 99-
CF CAPITAL GUARDIAN U.S FIXED INCOME FUND FOR TET		152,375.54-		152,375.54-
CF CAP GUARDIAN NON-US FIF FOR TAX EXEMPT TRUSTS		4,232.41		4,232.41
CF CG EMERGING MARKETS FIXED INCOME FD FOR TXT		11.37		11.37

The Northern Trust Company
 50 South LaSalle Street, Chicago, Illinois 60675
 (312) 630-6000

THE LYNDE AND HARRY BRADLEY FOUNDATION
 ACCOUNT NO. 26-01683 AAB

03148
 SS870

FEDERAL SCHEDULE OF GAINS AND LOSSES
 ACCOUNT TRANSACTIONS TAXABLE DURING THE PERIOD
 01-01-02 THROUGH 12-31-02

DESCRIPTION OF PROPERTY	DATE SOLD/ ACQUIRED	SALES PROCEEDS	COST BASIS	GAIN/LOSS
CF CAP GUARDIAN NON-US FIF FOR TAX EXEMPT TRUSTS	SOLD 11-01-02 ACQUIRED 01-16-02	14,000.00	14,369.94	369.94-
UNITS: 2,978.72				
CF CAPITAL GUARDIAN U S FIXED INCOME FUND FOR TET	SOLD 11-01-02 ACQUIRED 09-03-02	11,000.00	11,139.12	139.12-
UNITS: 1,134.02				
CF CAP GUARDIAN NON-US FIF FOR TAX EXEMPT TRUSTS		2,092.34		2,092.34
CF CG EMERGING MARKETS FIXED INCOME FD FOR TET		94.41		94.41
CF CAPITAL GUARDIAN U S FIXED INCOME FUND FOR TET	SOLD 12-02-02 ACQUIRED 12-14-01	54,395.21	54,912.43	517.22-
UNITS: 5,636.81				
CF CAPITAL GUARDIAN U.S FIXED INCOME FUND FOR TET	SOLD 12-02-02 ACQUIRED 12-31-01	52,562.78	53,334.86	772.08-
UNITS: 5,446.92				
CF CAPITAL GUARDIAN U.S FIXED INCOME FUND FOR TET	SOLD 12-02-02 ACQUIRED 02-15-02	48,619.31	49,394.55	775.24-
UNITS: 5,038.27				

685

The Northern Trust Company
 50 South LaSalle Street, Chicago, Illinois 60675
 (312) 630-6000

THE LYNDE AND HARRY BRADLEY FOUNDATION
 CAPITAL GUARDIAN FIXED INCOME

03168 ACCOUNT NO. 26-01683
 AAB SS870

FEDERAL SCHEDULE OF GAINS AND LOSSES
 ACCOUNT TRANSACTIONS TAXABLE DURING THE PERIOD
 01-01-02 THROUGH 12-31-02

DESCRIPTION OF PROPERTY	DATE SOLD/ ACQUIRED	SALES PROCEEDS	COST BASIS	GAIN/LOSS
UNITS:	12-02-02 SOLD	47,840.93	48,554.11	713 18-
UNITS:	12-02-02 SOLD	49,760.04	49,986.22	226 18-
UNITS:	12-02-02 SOLD	53,753.01	53,774.50	21 49-
UNITS:	12-02-02 SOLD	50,019.23	50,350.26	331.03-
UNITS:	12-02-02 SOLD	49,424.98	50,008.13	583 15-
UNITS:	12-02-02 SOLD	91,380.39	91,701.00	320.61-
UNITS:	12-02-02 SOLD	53,913.68	54,438.02	524 34-
UNITS:	12-02-02 SOLD	45,774.58	46,124.89	350 31-
UNITS:	12-02-02 SOLD	121,377.32	122,306.26	928 94-
UNITS:	12-02-02 SOLD	50,547.18	50,200.70	346.48

The Northern Trust Company
 50 South LaSalle Street, Chicago, Illinois 60675
 (312) 630-6000

THE LYNDE AND HARRY BRADLEY FOUNDATION
 CAPITAL GUARDIAN FIXED INCOME

03148 ACCOUNT NO. 26-01683
 AAB SS870

FEDERAL SCHEDULE OF GAINS AND LOSSES
 ACCOUNT TRANSACTIONS TAXABLE DURING THE PERIOD
 01-01-02 THROUGH 12-31-02

DESCRIPTION OF PROPERTY	DATE SOLD/ ACQUIRED	SALES PROCEEDS	COST BASIS	GAIN/LOSS
UNITS:	SOLD 12-02-02	48,258.11	48,077.36	180.75
UNITS:	ACQUIRED 07-15-02			
UNITS:	SOLD 12-02-02	50,291.94	49,582.36	709.58
UNITS:	ACQUIRED 07-31-02			
UNITS:	SOLD 12-02-02	48,415.50	48,033.46	382.04
UNITS:	ACQUIRED 08-15-02			
UNITS:	SOLD 12-02-02	45,512.68	45,813.84	301.16-
UNITS:	ACQUIRED 08-30-02			
UNITS:	SOLD 12-02-02	38,929.64	39,429.25	499.61-
UNITS:	ACQUIRED 09-13-02			
UNITS:	SOLD 12-02-02	48,286.09	48,705.70	419.61-
UNITS:	ACQUIRED 09-30-02			
UNITS:	SOLD 12-02-02	40,433.12	38,959.60	1,473.52
UNITS:	ACQUIRED 10-15-02			
UNITS:	SOLD 12-02-02	43,776.45	42,725.43	1,051.02
UNITS:	ACQUIRED 10-31-02			
UNITS:	SOLD 12-02-02	37,065.84	36,960.98	104.86
UNITS:	ACQUIRED 11-15-02			
UNITS:	SOLD 12-02-02	32,554.80	32,496.26	58.54
UNITS:	ACQUIRED 11-29-02			

CF CAP GUARDIAN NON-US FIF FOR TAX
 EXEMPT TRUSTS

The Northern Trust Company
 50 South LaSalle Street, Chicago, Illinois 60675
 (312) 630-6000

THE LYNDE AND HARRY BRADLEY FOUNDATION
 CAPITAL GUARDIAN FIXED INCOME

03148 ACCOUNT NO 26-01683 AAB

SS870

FEDERAL SCHEDULE OF GAINS AND LOSSES
 ACCOUNT TRANSACTIONS TAXABLE DURING THE PERIOD
 01-01-02 THROUGH 12-31-02

DESCRIPTION OF PROPERTY	DATE SOLD/ ACQUIRED	SALES PROCEEDS	COST BASIS	GAIN/LOSS
UNITS:	12-02-02 SOLD	372.94	330.69	42.25
UNITS:	02-28-02 ACQUIRED			
UNITS:	12-02-02 SOLD	180.77	162.41	18.36
UNITS:	12-02-02 SOLD			
UNITS:	03-15-02 ACQUIRED			
UNITS:	12-02-02 SOLD	362.43	320.22	42.21
UNITS:	12-02-02 SOLD			
UNITS:	03-29-02 ACQUIRED			
UNITS:	12-02-02 SOLD	313.04	286.92	26.12
UNITS:	12-02-02 SOLD			
UNITS:	04-30-02 ACQUIRED			
UNITS:	12-02-02 SOLD	198.50	182.18	16.32
UNITS:	12-02-02 SOLD			
UNITS:	05-15-02 ACQUIRED			
UNITS:	12-02-02 SOLD	72,271.73	66,304.63	5,967.10
UNITS:	05-15-02 ACQUIRED			
UNITS:	12-02-02 SOLD	294.83	277.18	17.65
UNITS:	12-02-02 SOLD			
UNITS:	05-31-02 ACQUIRED			
UNITS:	12-02-02 SOLD	274.28	262.57	11.71
UNITS:	12-02-02 SOLD			
UNITS:	06-14-02 ACQUIRED			
UNITS:	12-02-02 SOLD	27,041.87	25,891.94	1,149.93
UNITS:	12-02-02 SOLD			
UNITS:	06-17-02 ACQUIRED			
UNITS:	12-02-02 SOLD	19,230.47	19,518.36	287.89-
UNITS:	12-02-02 SOLD			
UNITS:	09-03-02 ACQUIRED			

565

THE LYNDE AND HARRY BRADLEY FOUNDATION
 CAPITAL GUARDIAN FIXED INCOME

03148
 SSB70

ACCOUNT NO. 26-01683
 AAB

FEDERAL SCHEDULE OF GAINS AND LOSSES
 ACCOUNT TRANSACTIONS TAXABLE DURING THE PERIOD
 01-01-02 THROUGH 12-31-02

DESCRIPTION OF PROPERTY	DATE SOLD/ ACQUIRED	SALES PROCEEDS	COST BASIS	GAIN/LOSS
UNITS:	12-02-02 SOLD	336.52	337.79	1.27-
UNITS:	09-13-02 ACQUIRED			
UNITS:	12-02-02 SOLD	107,545.94	107,941.40	395.46-
UNITS:	12-02-02 SOLD			
UNITS:	09-16-02 ACQUIRED			
UNITS:	12-02-02 SOLD	570.57	569.83	0.74
UNITS:	12-02-02 SOLD			
UNITS:	10-15-02 ACQUIRED			
UNITS:	12-02-02 SOLD	508.33	514.99	6.66-
UNITS:	12-02-02 SOLD			
UNITS:	11-15-02 ACQUIRED			
UNITS:	12-02-02 SOLD	468.40	478.68	10.28-
UNITS:	12-02-02 SOLD			
UNITS:	11-29-02 ACQUIRED			
UNITS:	12-02-02 SOLD	431.20	433.95	2.75-
UNITS:	12-02-02 SOLD			
UNITS:	12-19-01 ACQUIRED			
UNITS:	12-02-02 SOLD	1,668.24	1,641.09	27.15
UNITS:	12-02-02 SOLD			
UNITS:	12-31-01 ACQUIRED			
UNITS:	12-02-02 SOLD	969.36	963.68	5.68
UNITS:	12-02-02 SOLD			
UNITS:	01-16-02 ACQUIRED			
UNITS:	12-02-02 SOLD	41,163.57	41,778.24	614.67-

CF CG EMERGING MARKETS FIXED INCOME FD
 FOR TXT

The Northern Trust Company

50 South LaSalle Street, Chicago, Illinois 60675
(312) 630-6000

03148 ACCOUNT NO 26-01683
SS870 AAB

THE LYNDE AND HARRY BRADLEY FOUNDATION
CAPITAL GUARDIAN FIXED INCOME

FEDERAL SCHEDULE OF GAINS AND LOSSES
ACCOUNT TRANSACTIONS TAXABLE DURING THE PERIOD
01-01-02 THROUGH 12-31-02

PAGE
13

<u>DESCRIPTION OF PROPERTY</u>			<u>DATE SOLD/ ACQUIRED</u>	<u>SALES PROCEEDS</u>	<u>COST BASIS</u>	<u>GAIN/LOSS</u>
UNITS:	235.51	SOLD	12-02-02	1,130 45	1,137.96	7.51-
		ACQUIRED	06-28-02			
UNITS:	486.18	SOLD	12-02-02	2,333.66	2,172.45	161.21
		ACQUIRED	07-31-02			
UNITS:	242.32	SOLD	12-02-02	1,163.14	1,099.74	63.40
		ACQUIRED	08-15-02			
UNITS:	222 03	SOLD	12-02-02	1,065 74	1,034 28	31 46
		ACQUIRED	08-30-02			
UNITS:	140.29	SOLD	12-02-02	673.39	656.34	17.05
		ACQUIRED	09-13-02			
UNITS:	9,586.06	SOLD	12-02-02	46,013.11	44,847.34	1,165.77
		ACQUIRED	09-16-02			
UNITS:	191 50	SOLD	12-02-02	919.20	875.76	43.44
		ACQUIRED	09-30-02			
UNITS:	178.26	SOLD	12-02-02	855.65	816.83	38.82
		ACQUIRED	10-15-02			
UNITS:	16,556.29	SOLD	12-02-02	79,470 22	75,862.41	3,607.81
		ACQUIRED	10-16-02			
UNITS:	233.05	SOLD	12-02-02	1,118 64	1,107.46	11.18
		ACQUIRED	10-31-02			

594

The Northern Trust Company
 50 South LaSalle Street, Chicago, Illinois 60675
 (312) 630-6000

03148 ACCOUNT NO. 26-01683

THE LYNDE AND HARRY BRADLEY FOUNDATION
 CAPITAL GUARDIAN FIXED INCOME

FEDERAL SCHEDULE OF GAINS AND LOSSES
 ACCOUNT TRANSACTIONS TAXABLE DURING THE PERIOD
 01-01-02 THROUGH 12-31-02

DESCRIPTION OF PROPERTY		DATE SOLD/ACQUIRED	SALES PROCEEDS	COST BASIS	GAIN/LOSS
UNITS	224 18	SOLD 12-02-02 ACQUIRED 11-15-02	1,076.06	1,082.22	6.16-
UNITS	219.35	SOLD 12-02-02 ACQUIRED 11-29-02	1,052.89	1,063.30	10.41-
SUB-TOTAL			3,076,917.59	3,366,337.38	289,419.79-
TOTAL SHORT TERM CAPITAL GAIN/LOSS-			3,076,917.59	3,366,337.38	289,419.79-
DESCRIPTION OF PROPERTY		DATE SOLD/ACQUIRED	SALES PROCEEDS	COST BASIS	GAIN/LOSS
UNITS	81,341.37	SOLD 01-16-02 ACQUIRED 11-16-00	81,341.37	69,591.29	11,750.08
LONG TERM CAPITAL GAINS AND LOSSES					
CF CAP GUARDIAN NON-US FIF TXT	UNITS	SOLD 01-16-02 ACQUIRED 11-16-00	81,341.37	69,591.29	11,750.08
CF CAP GUARDIAN U.S FIXED INCOME	FUND FOR TET				
CF CG EMERGING MARKETS FIXED INCOME FD	FUND FOR TET				
CF CG EMERGING MARKETS FIXED INCOME FD	FOR TXT				
CF CG EMERGING MARKETS FIXED INCOME FD	FOR TXT				
CF CAPITAL GUARDIAN U.S FIXED INCOME	FUND FOR TET				
CF CAPITAL GUARDIAN U.S FIXED INCOME	FUND FOR TET				

565

The Northern Trust Company
 50 South LaSalle Street, Chicago, Illinois 60675
 (312) 630-6000

THE LYNDE AND HARRY BRADLEY FOUNDATION
 CAPITAL GUARDIAN FIXED INCOME

FEDERAL SCHEDULE OF GAINS AND LOSSES
 ACCOUNT TRANSACTIONS TAXABLE DURING THE PERIOD
 01-01-02 THROUGH 12-31-02

PAGE 15

28% RATE
 GAIN/LOSS

DATE SOLD/ ACQUIRED	SALES PROCEEDS	COST BASIS	GAIN/LOSS	28% RATE GAIN/LOSS	DESCRIPTION OF PROPERTY
	54,172 02	54,172 02			CF CG EMERGING MARKETS FIXED INCOME FD FUND FOR TXT
	340.92-	340.92-			CF CAPITAL GUARDIAN U.S FIXED INCOME FUND FOR TET
	30,036.25	30,036.25			CF CG EMERGING MARKETS FIXED INCOME FD FOR TXT
	3,662.13	3,662.13			CF CAPITAL GUARDIAN U.S FIXED INCOME FUND FOR TET
	30,692 69	30,692 69			CF CG EMERGING MARKETS FIXED INCOME FD FOR TXT
	32,745 59	32,677.64	67.95	0.00	UNITS: SOLD 05-15-02 6,836 24 ACQUIRED 09-30-98
	38,814.80	31,598.46	7,216 34	0.00	UNITS: SOLD 05-15-02 8,103 30 ACQUIRED 10-31-98
	18,313.89	15,176 67	3,137.22	0 00	UNITS: SOLD 05-15-02 3,823 36 ACQUIRED 11-15-98

965

The Northern Trust Company
 50 South LaSalle Street, Chicago, Illinois 60675
 (312) 630-6000

03148 ACCOUNT NO. 26-01683

THE LYNDE AND HARRY BRADLEY FOUNDATION
 CAPITAL GUARDIAN FIXED INCOME

FEDERAL SCHEDULE OF GAINS AND LOSSES
 ACCOUNT TRANSACTIONS TAXABLE DURING THE PERIOD
 01-01-02 THROUGH 12-31-02

DATE SOLD/ ACQUIRED	SALES PROCEEDS	COST BASIS	GAIN/LOSS	28% RATE GAIN/LOSS
------------------------	-------------------	---------------	-----------	-----------------------

05-15-02 SOLD	15,125 72	12,629 35	2,496 37	0 00
01-31-99 ACQUIRED				

CF CAPITAL GUARDIAN U S FIXED INCOME
 FUND FOR TET

4,366 18-

CF CAP GUARDIAN NON-US FIF TXT

321.76

CF CG EMERGING MARKETS FIXED INCOME FD
 FOR TXT

194.65

CF CG EMERGING MARKETS FIXED INCOME FD
 FOR TXT

610.38

CF CAPITAL GUARDIAN U S FIXED INCOME
 FUND FOR TET

11,351.75-

CF CAPITAL GUARDIAN U.S FIXED INCOME
 FUND FOR TET

500,000.00

UNITS: 52,576 24
 SOLD 07-15-02
 ACQUIRED 04-05-01

CF CAPITAL GUARDIAN U S FIXED INCOME
 FUND FOR TET

12,376.92

CF CG EMERGING MARKETS FIXED INCOME FD
 FOR TXT

2,037.60

CF CAP GUARDIAN NON-US FIF TXT

0 00

597

The Northern Trust Company
 50 South LaSalle Street, Chicago, Illinois 60675
 (312) 630-6000

THE LYNDE AND HARRY BRADLEY FOUNDATION
 CAPITAL GUARDIAN FIXED INCOME

03148 ACCOUNT NO 26-01683
 55870 AAB

FEDERAL SCHEDULE OF GAINS AND LOSSES
 ACCOUNT TRANSACTIONS TAXABLE DURING THE PERIOD
 01-01-02 THROUGH 12-31-02

DATE SOLD/ ACQUIRED	SALES PROCEEDS	COST BASIS	GAIN/LOSS	28% RATE GAIN/LOSS	DESCRIPTION OF PROPERTY
------------------------	-------------------	---------------	-----------	-----------------------	-------------------------

	230 68	230 68			CF CAPITAL GUARDIAN U.S FIXED INCOME FUND FOR TET
--	--------	--------	--	--	--

08-16-02 SOLD	99,577 61	971,877.47	28,877.47-	0.00	CF CAPITAL GUARDIAN U.S FIXED INCOME FUND FOR TET
04-02-01 ACQUIRED					

	12,913.52-	12,913.52-			CF CG EMERGING MARKETS FIXED INCOME FD FOR TET
--	------------	------------	--	--	---

	473 92	473 92			CF CAPITAL GUARDIAN U.S FIXED INCOME FUND FOR TET
--	--------	--------	--	--	--

09-03-02 SOLD	1,560.87	15,168.36	168.36-	0.00	CF CAPITAL GUARDIAN U.S FIXED INCOME FUND FOR TET
04-02-01 ACQUIRED					

09-16-02 SOLD	62,143.64	603,904.83	2,975 83-	0 00	CF CG EMERGING MARKETS FIXED INCOME FD FOR TET
04-02-01 ACQUIRED					

	340 04-	340 04-			CF CAPITAL GUARDIAN U.S FIXED INCOME FUND FOR TET
--	---------	---------	--	--	--

	73,537.93-	73,537.93-			CF CAPITAL GUARDIAN U.S FIXED INCOME FUND FOR TET
--	------------	------------	--	--	--

865

The Northern Trust Company
 50 South LaSalle Street, Chicago, Illinois 60675
 (312) 630-6000

THE LYNDE AND HARRY BRADLEY FOUNDATION
 CAPITAL GUARDIAN FIXED INCOME

03148 ACCOUNT NO. 26-01683
 AAB SS870

FEDERAL SCHEDULE OF GAINS AND LOSSES
 ACCOUNT TRANSACTIONS TAXABLE DURING THE PERIOD
 01-01-02 THROUGH 12-31-02

DESCRIPTION OF PROPERTY
 DATE SOLD/
 SALES PROCEEDS
 COST BASIS
 GAIN/LOSS
 28% RATE
 GAIN/LOSS

UNITS: 229 92 SOLD 10-01-02 ACQUIRED 04-02-01
 UNITS: 74,744 12 SOLD 10-01-02 ACQUIRED 04-05-01
 CF CAP GUARDIAN NON-US FIF FOR TAX EXEMPT TRUSTS

UNITS: 485.69 SOLD 10-01-02 ACQUIRED 10-26-00
 CF CAPITAL GUARDIAN U.S FIXED INCOME FUND FOR TET

UNITS: 1,583.95 SOLD 10-16-02 ACQUIRED 04-05-01
 CF CAPITAL GUARDIAN U S FIXED INCOME FUND FOR TET

CF CG EMERGING MARKETS FIXED INCOME FD FOR TXT
 271.09

CF CAPITAL GUARDIAN U.S FIXED INCOME FUND FOR TET
 271.09

CF CG EMERGING MARKETS FIXED INCOME FD FOR TET
 95,257.55-

CF CAPITAL GUARDIAN U.S FIXED INCOME FUND FOR TET
 95,257.55-

CF CAPITAL GUARDIAN U.S FIXED INCOME FUND FOR TET
 271.09

CF CAPITAL GUARDIAN U.S FIXED INCOME FUND FOR TET
 271.09

CF CAPITAL GUARDIAN U.S FIXED INCOME FUND FOR TET
 271.09

CF CAPITAL GUARDIAN U.S FIXED INCOME FUND FOR TET
 271.09

CF CAPITAL GUARDIAN U.S FIXED INCOME FUND FOR TET
 271.09

CF CAPITAL GUARDIAN U.S FIXED INCOME FUND FOR TET
 271.09

CF CAPITAL GUARDIAN U.S FIXED INCOME FUND FOR TET
 271.09

CF CAPITAL GUARDIAN U.S FIXED INCOME FUND FOR TET
 271.09

CF CAPITAL GUARDIAN U.S FIXED INCOME FUND FOR TET
 271.09

bb5

The Northern Trust Company

50 South LaSalle Street, Chicago, Illinois 60675
(312) 630-6000

03148 ACCOUNT NO. 26-01683
SS870 AAB

THE LYNDE AND HARRY BRADLEY FOUNDATION
CAPITAL GUARDIAN FIXED INCOME

FEDERAL SCHEDULE OF GAINS AND LOSSES
ACCOUNT TRANSACTIONS TAXABLE DURING THE PERIOD
01-01-02 THROUGH 12-31-02

PAGE
19

<u>DESCRIPTION OF PROPERTY</u>		<u>DATE SOLD/ ACQUIRED</u>	<u>SALES PROCEEDS</u>	<u>COST BASIS</u>	<u>GAIN/LOSS</u>	<u>28% RATE GAIN/LOSS</u>
UNITS: 49,530.76	SOLD	11-01-02	475,000 00	487,136 61	12,136 61-	0 00
	ACQUIRED	04-05-01				
CF CAPITAL GUARDIAN U S FIXED INCOME FUND FOR TET						
UNITS: 186,721 99	SOLD	11-18-02	1,800,000.00	1,836,416.77	36,416.77-	0.00
	ACQUIRED	04-05 01				
CF CAPITAL GUARDIAN U.S FIXED INCOME FUND FOR TET						
			11,515.76-		11,515 76-	
CF CAP GUARDIAN NON-US FIF FOR TAX EXEMPT TRUSTS						
			384.57		384.57	
CF CG EMERGING MARKETS FIXED INCOME FD FOR TXT						
			2,694.14		2,694.14	
CF CAPITAL GUARDIAN U S FIXED INCOME FUND FOR TET						
UNITS: 832,662 45	SOLD	12-02-02	8,035,192.88	8,174,833.91	139,641 03-	0.00
	ACQUIRED	04-05-01				
UNITS: 5,375.09	SOLD	12-02-02	51,869 62	52,362 78	493.16-	0.00
	ACQUIRED	04-16-01				

009

The Northern Trust Company
 50 South LaSalle Street, Chicago, Illinois 60675
 (312) 630-6000

THE LYNDE AND HARRY BRADLEY FOUNDATION
 CAPITAL GUARDIAN FIXED INCOME

03148 ACCOUNT NO. 26-01683
 SS870 AAB

FEDERAL SCHEDULE OF GAINS AND LOSSES
 ACCOUNT TRANSACTIONS TAXABLE DURING THE PERIOD
 01-01-02 THROUGH 12-31-02

DATE SOLD/
 SALES PROCEEDS COST BASIS GAIN/LOSS 28% RATE GAIN/LOSS

DATE SOLD/ SALES PROCEEDS COST BASIS GAIN/LOSS 28% RATE GAIN/LOSS	DESCRIPTION OF PROPERTY	UNITS	CF CAP GUARDIAN NON-US FIF FOR TAX EXEMPT TRUSTS
12-02-02 SOLD 246,384.29	UNITS	246,384.29	
04-16-01 ACQUIRED			
12-02-02 SOLD 8,842.50	UNITS	8,842.50	
12-02-02 SOLD 107,812.54	UNITS	107,812.54	
05-16-01 ACQUIRED			
12-02-02 SOLD 152.68	UNITS	152.68	
12-02-02 SOLD 7,846.97	UNITS	7,846.97	
12-02-02 SOLD 75,723.26	UNITS	75,723.26	
06-18-01 ACQUIRED			
12-02-02 SOLD 7,505.37	UNITS	7,505.37	
12-02-02 SOLD 72,426.82	UNITS	72,426.82	
06-29-01 ACQUIRED			
12-02-02 SOLD 82.82	UNITS	82.82	
12-02-02 SOLD 799.21	UNITS	799.21	
07-01-01 ACQUIRED			
12-02-02 SOLD 249,919.28	UNITS	249,919.28	
07-13-01 ACQUIRED			
12-02-02 SOLD 22,603.40	UNITS	22,603.40	
04-16-01 ACQUIRED			
12-02-02 SOLD 86,141.35	UNITS	86,141.35	
04-30-01 ACQUIRED			
12-02-02 SOLD 1,040,391.04	UNITS	1,040,391.04	
05-16-01 ACQUIRED			
12-02-02 SOLD 77,246.99	UNITS	77,246.99	
05-31-01 ACQUIRED			
12-02-02 SOLD 1,485.88	UNITS	1,485.88	
12-02-02 SOLD 12.51	UNITS	12.51	
06-01-01 ACQUIRED			
12-02-02 SOLD 76,600.16	UNITS	76,600.16	
06-18-01 ACQUIRED			
12-02-02 SOLD 238.30	UNITS	238.30	
06-29-01 ACQUIRED			
12-02-02 SOLD 2,116.92	UNITS	2,116.92	
07-13-01 ACQUIRED			

FEDERAL SCHEDULE OF GAINS AND LOSSES
 ACCOUNT TRANSACTIONS TAXABLE DURING THE PERIOD
 01-01-02 THROUGH 12-31-02

DESCRIPTION OF PROPERTY	DATE SOLD/ ACQUIRED	SALES PROCEEDS	COST BASIS	GAIN/LOSS	28% RATE GAIN/LOSS
UNITS: 176 78	SOLD 12-02-02 ACQUIRED 10-31-00	1,721.84	1,334.22	387.62	0.00
UNITS: 15,396 21	SOLD 12-02-02 ACQUIRED 11-16-00	149,959.20	104,172.80	45,786.40	0.00
CF CG EMERGING MARKETS FIXED INCOME FD FOR TXT					
UNITS: 1,230 24	SOLD 12-02-02 ACQUIRED 01-31-99	5,905.15	5,243.36	661.79	0.00
UNITS: 17,991.45	SOLD 12-02-02 ACQUIRED 02-01-99	86,359.00	74,635.12	11,723.88	0.00
UNITS: 1,176.24	SOLD 12-02-02 ACQUIRED 09-28-01	5,645.95	5,138.70	507.25	0.00
UNITS: 693 80	SOLD 12-02-02 ACQUIRED 11-30-01	3,330.24	3,192.77	137.47	0.00
SUB-TOTAL		17,540,093.61	17,798,949.86	258,856.25-	0.00
TOTAL LONG TERM CAPITAL GAIN/LOSS-		17,540,093.61	17,798,949.86	258,856.25-	0.00

END OF SALES SCHEDULE

The Northern Trust Company
 50 South LaSalle Street, Chicago, Illinois 60675
 (312) 630-6000

03198 ACCOUNT NO. 26-01683
 AAB

THE LYNDE AND HARRY BRADLEY FOUNDATION
 CAPITAL GUARDIAN FIXED INCOME

FEDERAL SCHEDULE OF GAINS AND LOSSES
 ACCOUNT TRANSACTIONS TAXABLE DURING THE PERIOD
 01-01-02 THROUGH 12-31-02

*** SUMMARY REPORT ***

SHORT TERM GAINS AND LOSSES

NET SHORT TERM CAPITAL GAINS AND LOSSES 289,419.79-

TOTAL SHORT TERM CAPITAL GAINS AND LOSSES 289,419.79-

LONG TERM GAINS AND LOSSES

NET LONG TERM CAPITAL GAINS AND LOSSES - 20 % 258,856.25-

NET L/T CAPITAL GAIN-QUALIFIED 5-YEAR GAIN 0.00

SUB TOTAL LONG TERM GAINS AND LOSSES 258,856.25-

TOTAL LONG TERM CAPITAL GAINS AND LOSSES 258,856.25-

SECTION 1250 GAINS AND LOSSES - 25 % 0.00



(548,276.04) page 224

- If you are filing for an Additional (not automatic) 3-Month Extension, complete only Part II and check this box **Note Only complete Part II if you have already been granted an automatic 3-month extension on a previously filed Form 8868**
- If you are filing for an Automatic 3-Month Extension, complete only Part I (on page 1)

Part II Additional (not automatic) 3-Month Extension of Time—Must File Original and One Copy.

Type or print File by the extended due date for filing the return See instructions	Name of Exempt Organization The Lynde and Harry Bradley Foundation, Inc.	Employer identification number 39 6037928
	Number, street, and room or suite no. If a P O box, see instructions P.O. Box 510860	For IRS use only
	City, town or post office, state, and ZIP code For a foreign address, see instructions Milwaukee, WI 53203-0153	

Check type of return to be filed (File a separate application for each return)

- Form 990 Form 990-EZ Form 990-T (sec 401(a) or 408(a) trust) Form 1041-A Form 5227 Form 8870
 Form 990-BL Form 990-PF Form 990-T (trust other than above) Form 4720 Form 6069

STOP. Do not complete Part II if you were not already granted an automatic 3-month extension on a previously filed Form 8868.

- If the organization does not have an office or place of business in the United States, check this box
- If this is for a Group Return, enter the organization's four digit Group Exemption Number (GEN) _____ If this is for the whole group, check this box If it is for part of the group, check this box and attach a list with the names and EINs of all members the extension is for

- 4 I request an additional 3-month extension of time until November 17, 2003
 5 For calendar year 2002, or other tax year beginning _____, 20__ and ending _____, 20____
 6 If this tax year is for less than 12 months, check reason Initial return Final return Change in accounting period
 7 State in detail why you need the extension Not all the partnership information necessary to complete an accurate and complete return has been received in a timely manner.

- 8a If this application is for Form 990-BL, 990-PF, 990-T, 4720, or 6069, enter the tentative tax, less any nonrefundable credits See instructions \$ 165,000
 b If this application is for Form 990-PF, 990-T, 4720, or 6069, enter any refundable credits and estimated tax payments made Include any prior year overpayment allowed as a credit and any amount paid previously with Form 8868 \$ 165,000
 c Balance Due. Subtract line 8b from line 8a Include your payment with this form, or, if required, by using EFTPS (Electronic Federal Tax Payment System) See instructions \$ 0

Signature and Verification

Under penalties of perjury I declare that I have examined this form, including accompanying schedules and statements, and to the best of my knowledge and belief, it is true, correct, and complete, and that I am authorized to prepare this form

Signature [Handwritten Signature] Title Vice President for Program Date Aug 8, 2003

Notice to Applicant—To Be Completed by the IRS

- We have approved this application Please attach this form to the organization's return
- We have not approved this application However, we have granted a 10-day grace period from the later of the date shown below or the due date of the organization's return (including any prior extensions) This grace period is considered to be a valid extension of time for elections otherwise required to be made on a timely return Please attach this form to the organization's return
- We have not approved this application After considering the reasons stated in item 7, we cannot grant your request for an extension of time to file We are not granting a 10-day grace period
- We cannot consider this application because it was filed after the due date of the return for which an extension was requested
- Other _____

Director _____ By _____ Date _____

Alternate Mailing Address — Enter the address if you want the copy of this application for an additional 3-month extension returned to an address different than the one entered above

EXTENSION APPROVED

Type or print	Name	
	Number and street (include suite, room, or apt no.) Or a P O box number	AUG 28 2003
	City or town, province or state, and country (including postal or ZIP code)	LINDA WEISKOPF, FIELD DIRECTOR, SUBMISSION PROCESSING, OGDEN

Application for Extension of Time To File an Exempt Organization Return

OMB No 1545-1709

▶ File a separate application for each return

- If you are filing for an **Automatic 3-Month Extension**, complete only **Part I** and check this box
 - If you are filing for an **Additional (not automatic) 3-Month Extension**, complete only **Part II** (on page 2 of this form)
- Note Do not complete Part II unless you have already been granted an automatic 3-month extension on a previously filed Form 8868**

Part I Automatic 3-Month Extension of Time—Only submit original (no copies needed)
Note: Form 990-T corporations requesting an automatic 6-month extension—check this box and complete Part I only
 All other corporations (including Form 990-C filers) must use Form 7004 to request an extension of time to file income tax returns Partnerships, REMICs and trusts must use Form 8736 to request an extension of time to file Form 1065, 1066, or 1041

Type or print File by the due date for filing your return See instructions	Name of Exempt Organization The Lynde and Harry Bradley Foundation, Inc.	Employer identification number 39 : 6037928
	Number street, and room or suite no If a P O box, see instructions P.O. Box 510860	
	City, town or post office, state, and ZIP code For a foreign address, see instructions Milwaukee, WI 53203-0153	

- Check type of return to be filed** (file a separate application for each return)
- | | | |
|---|--|------------------------------------|
| <input type="checkbox"/> Form 990 | <input type="checkbox"/> Form 990-T (corporation) | <input type="checkbox"/> Form 4720 |
| <input type="checkbox"/> Form 990-BL | <input type="checkbox"/> Form 990-T (sec 401(a) or 408(a) trust) | <input type="checkbox"/> Form 5227 |
| <input type="checkbox"/> Form 990-EZ | <input type="checkbox"/> Form 990-T (trust other than above) | <input type="checkbox"/> Form 6069 |
| <input checked="" type="checkbox"/> Form 990-PF | <input type="checkbox"/> Form 1041-A | <input type="checkbox"/> Form 8870 |

- If the organization does **not** have an office or place of business in the United States, check this box
- If this is for a **Group Return**, enter the organization's four digit Group Exemption Number (GEN) _____ If this is for the **whole** group, check this box If it is for part of the group, check this box and attach a list with the names and EINs of all members the extension will cover

1 I request an automatic 3-month (6-month, for **990-T corporation**) extension of time until August 15, 2003 to file the exempt organization return for the organization named above The extension is for the organization's return for
 ▶ calendar year 2002 or
 ▶ tax year beginning _____, 20 , and ending _____, 20

2 If this tax year is for less than 12 months, check reason Initial return Final return Change in accounting period

3a If this application is for Form 990-BL, 990-PF, 990-T, 4720, or 6069, enter the tentative tax, less any nonrefundable credits See instructions \$ 165,000.00

b If this application is for Form 990-PF or 990-T, enter any refundable credits and estimated tax payments made Include any prior year overpayment allowed as a credit \$ 165,000.00

c Balance Due Subtract line 3b from line 3a Include your payment with this form, or, if required, deposit with FTD coupon or, if required, by using EFTPS (Electronic Federal Tax Payment System) See instructions \$ 0.00

Signature and Verification

Under penalties of perjury I declare that I have examined this form including accompanying schedules and statements, and to the best of my knowledge and belief, it is true, correct, and complete and that I am authorized to prepare this form

Signature ▶ Robert G. Bradley Title ▶ Treasurer + C.F.O. Date ▶ 5/5/03

The Northern Trust Company
 50 South LaSalle Street, Chicago, Illinois 60675
 (312) 630-6000

THE LYNDE AND HARRY BRADLEY FOUNDATION
 DAVID L. BABSON & CO

03135 ACCOUNT NO. 26-08292
 AAB

FEDERAL SCHEDULE OF GAINS AND LOSSES
 ACCOUNT TRANSACTIONS TAXABLE DURING THE PERIOD
 01-01-02 THROUGH 12-31-02

DATE SOLD/ ACQUIRED	SALES PROCEEDS	COST BASIS	GAIN/LOSS	DESCRIPTION OF PROPERTY
01-11-02 SOLD	1,049.98	3,270.68	2,220.70-	DONEGAL GROUP INC CL B SHARES: 100.00
03-26-01 ACQUIRED				TALX CORP COMMON STOCK
01-16-02 SOLD	4,021.94	3,482.00	539.94	SHARES: 200.00
10-30-01 ACQUIRED				SHARES: 200.00
01-16-02 SOLD	4,021.93	4,057.00	35.07-	SHARES: 200.00
01-16-02 SOLD	2,010.97	2,402.00	391.03-	SHARES: 100.00
01-16-02 SOLD	2,010.97	2,461.07	450.10-	SHARES: 100.00
12-27-01 ACQUIRED				SHARES: 100.00
01-16-02 SOLD	2,010.97	2,488.79	477.82-	SHARES: 100.00
01-16-02 SOLD	8,698.62	6,964.00	1,734.62	TALX CORP COMMON STOCK SHARES: 400.00
01-17-02 SOLD				SHARES: 400.00
10-30-01 ACQUIRED				TALX CORP COMMON STOCK

The Northern Trust Company
 50 South LaSalle Street, Chicago, Illinois 60675
 (312) 630-6000

THE LYNDE AND HARRY BRADLEY FOUNDATION
 DAVID L. BABSON & CO

FEDERAL SCHEDULE OF GAINS AND LOSSES
 ACCOUNT TRANSACTIONS TAXABLE DURING THE PERIOD
 01-01-02 THROUGH 12-31-02

03135 ACCOUNT NO. 26-08292
 AAB

DESCRIPTION OF PROPERTY	DATE SOLD/ ACQUIRED	SALES PROCEEDS	COST BASIS	GAIN/LOSS
SHARES	01-22-02 ACQUIRED 10-30-01	4,386.33	3,482.00	904.33
TALX CORP COMMON STOCK				
SHARES:	SOLD 01-23-02	2,162.96	1,741.00	421.96
ACQUIRED 10-30-01				
TALX CORP COMMON STOCK				
SHARES:	SOLD 01-23-02	2,198.10	1,729.75	468.35
ACQUIRED 10-02-01				
TALX CORP COMMON STOCK				
SHARES:	SOLD 01-23-02	2,198.09	1,741.00	457.09
ACQUIRED 10-30-01				
#REORG CROSSMAN COMMUNITIES INC CASH & STK MGR TO BEAZER HOMES USA 2059181				
4/24/02				
SHARES:	SOLD 01-24-02	3,099.95	3,219.43	119.48-
ACQUIRED 12-21-01				
#REORG CROSSMAN COMMUNITIES INC CASH & STK MGR TO BEAZER HOMES USA 2059181				
4/24/02				
SHARES:	SOLD 01-24-02	3,091.95	3,212.00	120.05-
ACQUIRED 12-27-01				
TALX CORP COMMON STOCK				

The Northern Trust Company
 50 South LaSalle Street, Chicago, Illinois 60675
 (312) 630-6000

THE LYNDE AND HARRY BRADLEY FOUNDATION
 DAVID L. BABSON & CO.

03135 ACCOUNT NO. 26-08292
 AAB SS870

FEDERAL SCHEDULE OF GAINS AND LOSSES
 ACCOUNT TRANSACTIONS TAXABLE DURING THE PERIOD
 01-01-02 THROUGH 12-31-02

DESCRIPTION OF PROPERTY	DATE SOLD/ ACQUIRED	SALES PROCEEDS	COST BASIS	GAIN/LOSS
SHARES:	SOLD 01-24-02	2,239.64	1,729.75	509.89
TRANSACTION SYS ARCHITECTS INC CL A	ACQUIRED 10-02-01			
SHARES:	SOLD 01-24-02	1,104.28	1,281.00	176.72-
TRANSACTION SYS ARCHITECTS INC CL A	ACQUIRED 12-27-01			
SHARES:	SOLD 01-24-02	2,164.63	2,522.00	357.37-
TRANSACTION SYS ARCHITECTS INC CL A	ACQUIRED 05-16-01			
SHARES:	SOLD 01-24-02	1,082.31	1,265.13	182.82-
TRANSACTION SYS ARCHITECTS INC CL A	ACQUIRED 05-17-01			
SHARES:	SOLD 01-24-02	1,082.31	1,264.50	182.19-
TRANSACTION SYS ARCHITECTS INC CL A	ACQUIRED 05-17-01			
SHARES:	SOLD 01-24-02	2,164.63	2,483.80	319.17-
TRANSACTION SYS ARCHITECTS INC CL A	ACQUIRED 05-30-01			
SHARES:	SOLD 01-24-02	5,411.57	6,325.70	914.13-
TRANSACTION SYS ARCHITECTS INC CL A	ACQUIRED 12-21-01			
SHARES:	SOLD 01-24-02	1,998.70	1,790.00	208.70
TRANSACTION SYS ARCHITECTS INC CL A	ACQUIRED 03-26-01			

The Northern Trust Company
 50 South LaSalle Street, Chicago, Illinois 60675
 (312) 630-6000

THE LYNDE AND HARRY BRADLEY FOUNDATION
 DAVID L. BABSON & CO

03135 ACCOUNT NO 26-08292
 AAB SS870

FEDERAL SCHEDULE OF GAINS AND LOSSES
 ACCOUNT TRANSACTIONS TAXABLE DURING THE PERIOD
 01-01-02 THROUGH 12-31-02

DESCRIPTION OF PROPERTY	DATE SOLD/ ACQUIRED	SALES PROCEEDS	COST BASIS	GAIN/LOSS
SHARES: 100.00 DONEGAL GROUP INC CL B	01-24-02 SOLD 04-03-01 ACQUIRED	1,998.71	1,805.83	192.88
SHARES: 33.00 TRANSACTION SYS ARCHITECTS INC CL A	01-25-02 SOLD 03-26-01 ACQUIRED	330.36	1,079.32	748.96-
SHARES: 400.00 TRANSACTION SYS ARCHITECTS INC CL A	01-25-02 SOLD 05-30-01 ACQUIRED	4,465.53	4,967.60	502.07-
AZZ INC COM SHARES: 100.00 TRANSACTION SYS ARCHITECTS INC CL A	01-28-02 SOLD 03-26-01 ACQUIRED	1,924.31	1,790.00	134.31
TALX CORP COMMON STOCK SHARES 100.00 TRANSACTION SYS ARCHITECTS INC CL A	01-28-02 SOLD 10-02-01 ACQUIRED	2,200.56	1,729.75	470.81
SHARES: 300.00 TRANSACTION SYS ARCHITECTS INC CL A	01-28-02 SOLD 05-30-01 ACQUIRED	3,350.70	3,725.70	375.00-

The Northern Trust Company
 50 South LaSalle Street, Chicago, Illinois 60675
 (312) 630-6000

THE LYNDE AND HARRY BRADLEY FOUNDATION
 DAVID L. BABSON & CO

FEDERAL SCHEDULE OF GAINS AND LOSSES
 ACCOUNT TRANSACTIONS TAXABLE DURING THE PERIOD
 01-01-02 THROUGH 12-31-02

03135 ACCOUNT NO. 26-08292
 AAB SS870

DATE SOLD/ ACQUIRED	SALES PROCEEDS	COST BASIS	GAIN/LOSS	DESCRIPTION OF PROPERTY
01-28-02 SOLD 05-30-01 ACQUIRED	1,097 98	1,241 90	143.92-	SHARES · #REORG CROSSMAN COMMUNITIES INC CASH & STK MGR TO BEAZER HOMES USA 2059181 4/24/02
01-29-02 SOLD 11-13-01 ACQUIRED	3,055 95	3,085 00	29.05-	SHARES · TRANSACTION SYS ARCHITECTS INC CL A
01-29-02 SOLD 05-14-01 ACQUIRED	1,106.48	1,236 50	130 02-	SHARES · #REORG CROSSMAN COMMUNITIES INC CASH & STK MGR TO BEAZER HOMES USA 2059181 4/24/02
01-30-02 SOLD 10-01-01 ACQUIRED	4,383 59	2,400 00	1,983.59	SHARES ·
01-30-02 SOLD 10-16-01 ACQUIRED	4,383 60	3,036 94	1,346 66	SHARES ·
01-30-02 SOLD 10-30-01 ACQUIRED	13,150 78	7,857 00	5,293.78	SHARES · FTI CONSULTING INC COM

The Northern Trust Company
 50 South LaSalle Street, Chicago, Illinois 60675
 (312) 630-6000

THE LYNDE AND HARRY BRADLEY FOUNDATION
 DAVID L. BABSON & CO.

03135 ACCOUNT NO. 26-08292
 AAB SS870

FEDERAL SCHEDULE OF GAINS AND LOSSES
 ACCOUNT TRANSACTIONS TAXABLE DURING THE PERIOD
 01-01-02 THROUGH 12-31-02

DESCRIPTION OF PROPERTY	DATE SOLD/ ACQUIRED	SALES PROCEEDS	COST BASIS	GAIN/LOSS
SHARES	01-30-02 ACQUIRED 12-14-01	5,743 59	6,132 28	388.69-
SHARES	01-30-02 SOLD 12-21-01	2,871.79	3,168 63	296 84-
FORWARD AIR CORP COM				
SHARES	01-30-02 SOLD 05-15-01	2,883.82	3,405.00	521 18-
TRANSACTION SYS ARCHITCTS INC CL A				
SHARES	01-30-02 SOLD 05-14-01	3,280 39	3,709 50	429 11-
ACRES GAMING INC COM				
SHARES	01-31-02 SOLD 10-22-01	1,710.49	1,824 00	113 51-
SHARES	01-31-02 SOLD 11-13-01	8,980.09	10,216 50	1,236 41-
SHARES	01-31-02 SOLD 11-15-01	1,710.50	1,884.00	173.50-
SHARES	01-31-02 SOLD 12-21-01	1,282 86	1,347 09	64.23-

The Northern Trust Company
 50 South LaSalle Street, Chicago, Illinois 60675
 (312) 630-6000

THE LYNDE AND HARRY BRADLEY FOUNDATION
 DAVID L. BARSON & CO

03135 ACCOUNT NO 26-08292
 AAB SS870

FEDERAL SCHEDULE OF GAINS AND LOSSES
 ACCOUNT TRANSACTIONS TAXABLE DURING THE PERIOD
 01-01-02 THROUGH 12-31-02

DESCRIPTION OF PROPERTY	DATE SOLD/ ACQUIRED	SALES PROCEEDS	COST BASIS	GAIN/LOSS
SHARES: SOLD 01-31-02	01-31-02	855 25	952.00	96.75-
SHARES: ACQUIRED 12-24-01	12-24-01			
SHARES: SOLD 01-31-02	01-31-02	2,138.12	2,345 00	206.88-
SHARES: ACQUIRED 12-26-01	12-26-01			
TRANSACTION SYS ARCHITECTS INC CL A				
SHARES: SOLD 01-31-02	01-31-02	1,084.65	1,202 09	117.44-
SHARES: ACQUIRED 06-01-01	06-01-01			
SHARES: SOLD 01-31-02	01-31-02	1,084 65	1,209 66	125 01-
SHARES: ACQUIRED 06-04-01	06-04-01			
AZZ INC COM				
SHARES: SOLD 01-31-02	01-31-02	1,894.09	1,950 00	55.91-
SHARES: ACQUIRED 10-30-01	10-30-01			
SHARES: SOLD 01-31-02	01-31-02	1,894 09	2,128 43	234 34-
SHARES: ACQUIRED 12-27-01	12-27-01			
ACRES GAMING INC COM				
SHARES: SOLD 02-01-02	02-01-02	441.99	456 00	14 01-
SHARES: ACQUIRED 10-22-01	10-22-01			
SHARES: SOLD 02-01-02	02-01-02	2,209 97	2,245 15	35.18-
SHARES: ACQUIRED 12-21-01	12-21-01			

The Northern Trust Company
 50 South LaSalle Street, Chicago, Illinois 60675
 (312) 630-6000

THE LYNDE AND HARRY BRADLEY FOUNDATION
 DAVID L. BABSON & CO

03135 ACCOUNT NO 26-08292
 AAB

FEDERAL SCHEDULE OF GAINS AND LOSSES
 ACCOUNT TRANSACTIONS TAXABLE DURING THE PERIOD
 01-01-02 THROUGH 12-31-02

DATE SOLD/ ACQUIRED	SALES PROCEEDS	COST BASIS	GAIN/LOSS	DESCRIPTION OF PROPERTY
02-01-02 SOLD 08-23-01 ACQUIRED	437 99	423.72	14.27	SHARES · ASTRONICS CORP COM
02-01-02 SOLD 11-14-01 ACQUIRED	1,751 97	1,744 00	7 97	SHARES · FORWARD AIR CORP COM
02-01-02 SOLD 12-21-01 ACQUIRED	875.99	898 06	22.07-	SHARES · MEDAMIGUS INC COMMON STOCK
02-01-02 SOLD 11-13-01 ACQUIRED	1,114.98	1,269 60	154 62-	SHARES · TALX CORP COMMON STOCK
02-01-02 SOLD 03-26-01 ACQUIRED	2,888 45	3,306 25	417 80-	SHARES · MEDAMIGUS INC COMMON STOCK
02-01-02 SOLD 11-29-01 ACQUIRED	1,604 48	1,667.10	62 62-	SHARES · TALX CORP COMMON STOCK
02-01-02 SOLD 12-28-01 ACQUIRED	1,604 47	1,660 00	55.53-	SHARES · TALX CORP COMMON STOCK

The Northern Trust Company
 50 South LaSalle Street, Chicago, Illinois 60675
 (312) 630-6000

THE LYNDE AND HARRY BRADLEY FOUNDATION
 DAVID L. BABSON & CO.

03135 ACCOUNT NO 26-08292
 SS870 AAB

FEDERAL SCHEDULE OF GAINS AND LOSSES
 ACCOUNT TRANSACTIONS TAXABLE DURING THE PERIOD
 01-01-02 THROUGH 12-31-02

DESCRIPTION OF PROPERTY	DATE SOLD/ ACQUIRED	SALES PROCEEDS	COST BASIS	GAIN/LOSS
SHARES; ACRES GAMING INC COM	02-01-02 SOLD 10-02-01 ACQUIRED	6,413 90	5,189.25	1,224.65
TRANSACTION SYS ARCHITECTS INC CL A	02-01-02 SOLD	1,966 87	2,404 18	437 31-
SHARES; TRANSACTION SYS ARCHITECTS INC CL A	02-01-02 SOLD 06-01-01 ACQUIRED	1,961 97	2,390 60	428 63-
SHARES; ACRES GAMING INC COM	02-01-02 SOLD 06-01-01 ACQUIRED	1,961 97	2,404.18	442 21-
SHARES; TRANSACTION SYS ARCHITECTS INC CL A	02-04-02 SOLD 08-25-01 ACQUIRED	1,729.97	1,694.88	35.09
SHARES; ACRES GAMING INC COM	02-04-02 SOLD 05-11-01 ACQUIRED	974 98	1,195 30	220.32-
SHARES; ACRES GAMING INC COM	02-04-02 SOLD 08-25-01 ACQUIRED	3,447 94	3,389 76	58.18

The Northern Trust Company
 50 South LaSalle Street, Chicago, Illinois 60675
 (312) 630-6000

THE LYNDE AND HARRY BRADLEY FOUNDATION
 DAVID L. BARSON & CO

03135 ACCOUNT NO 26-08292
 AAB

FEDERAL SCHEDULE OF GAINS AND LOSSES
 ACCOUNT TRANSACTIONS TAXABLE DURING THE PERIOD
 01-01-02 THROUGH 12-31-02

DATE SOLD/ ACQUIRED	SALES PROCEEDS	COST BASIS	GAIN/LOSS	DESCRIPTION OF PROPERTY
02-05-02 ACQUIRED 08-23-01	1,283.98	1,271.16	12.82	SHARES · ASTRONICS CORP COM
02-05-02 SOLD 11-13-01	427.99	417.00	10 99	SHARES ASTRONICS CORP COM
02-05-02 SOLD 11-13-01	2,229 96	2,539 20	309 24-	SHARES; BOSTON PRIVATE FINL HLDGS INC COM
02-05-02 SOLD 02-05-02	4,204 49	4,114 00	90 49	SHARES · SOLD 02-05-02
02-05-02 ACQUIRED 11-13-01	2,102.25	2,083 50	18 75	SHARES; SOLD 02-05-02
02-05-02 ACQUIRED 12-26-01	4,204 49	4,304.10	99 61-	SHARES; SOLD 02-05-02
02-05-02 ACQUIRED 12-27-01	2,102 25	2,155 00	52.75-	SHARES; TRANSACTION SYS ARCHITECTS INC CL A
02-05-02 SOLD 05-11-01	986 48	1,195.30	208 82-	SHARES ACRES GAMING INC COM

The Northern Trust Company
 50 South LaSalle Street, Chicago, Illinois 60675
 (312) 630-6000

THE LYNDE AND HARRY BRADLEY FOUNDATION
 DAVID L. BABSON & CO.

03135 ACCOUNT NO 26-08292
 AAB SS870

FEDERAL SCHEDULE OF GAINS AND LOSSES
 ACCOUNT TRANSACTIONS TAXABLE DURING THE PERIOD
 01-01-02 THROUGH 12-31-02

DESCRIPTION OF PROPERTY	DATE SOLD/ ACQUIRED	SALES PROCEEDS	COST BASIS	GAIN/LOSS
SHARES · AZZ INC COM	SOLD 02-06-02 ACQUIRED 11-13-01	1,289.98	1,251.00	38.98
SHARES · ASTRONICS CORP COM	SOLD 02-06-02 ACQUIRED 11-13-01	1,089.98	1,269.60	179.62-
SHARES · ACRES GAMING INC COM	SOLD 02-07-02 ACQUIRED 11-13-01	359.99	417.00	57.01-
SHARES · ASTRONICS CORP COM	SOLD 02-07-02 ACQUIRED 10-30-01	1,079.98	1,089.60	9.62-
SHARES · KNIGHT TRANSN INC COM	SOLD 02-07-02 ACQUIRED 02-16-01	3,009.45	1,622.92	1,386.53

The Northern Trust Company

50 South LaSalle Street, Chicago, Illinois 60675
(312) 630-6000

03135 ACCOUNT NO. 26-08292
SS870 AAB

THE LYNDE AND HARRY BRADLEY FOUNDATION
DAVID L BABSON & CO.

FEDERAL SCHEDULE OF GAINS AND LOSSES
ACCOUNT TRANSACTIONS TAXABLE DURING THE PERIOD
01-01-02 THROUGH 12-31-02

PAGE
12

<u>DESCRIPTION OF PROPERTY</u>			<u>DATE SOLD/ ACQUIRED</u>	<u>SALES PROCEEDS</u>	<u>COST BASIS</u>	<u>GAIN/LOSS</u>
SHARES:	300 00	SOLD	02-07-02	6,018 89	5,195.28	823.61
		ACQUIRED	11-13-01			
SHARES:	300 00	SOLD	02-07-02	6,018 90	5,661 00	357 90
		ACQUIRED	12-21-01			
SHARES:	150.00	SOLD	02-07-02	3,009 45	2,945 00	64 45
		ACQUIRED	12-27-01			
TRANSACTION SYS ARCHITECTS INC CL A						
SHARES:	100 00	SOLD	02-07-02	989 98	1,195 30	205 32-
		ACQUIRED	05-11-01			
ACRES GAMING INC COM						
SHARES:	500 00	SOLD	02-08-02	1,999 97	2,085 00	85.03-
		ACQUIRED	11-13-01			
ASTRONICS CORP COM						
SHARES:	100 00	SOLD	02-08-02	1,044 98	1,089 60	44 62-
		ACQUIRED	10-30-01			
SOUTHWEST WTR CO COM						
SHARES:	100.00	SOLD	02-08-02	1,379 98	1,400 00	20 02-
		ACQUIRED	11-01-01			

519

The Northern Trust Company
 50 South LaSalle Street, Chicago, Illinois 60675
 (312) 630-6000

THE LYNDE AND HARRY BRADLEY FOUNDATION
 DAVID L. BABSON & CO

03135 ACCOUNT NO. 26-08292
 AAB

SS870

FEDERAL SCHEDULE OF GAINS AND LOSSES
 ACCOUNT TRANSACTIONS TAXABLE DURING THE PERIOD
 01-01-02 THROUGH 12-31-02

DATE SOLD/ ACQUIRED	SALES PROCEEDS	COST BASIS	GAIN/LOSS	DESCRIPTION OF PROPERTY
02-08-02 SOLD	2,759.95	2,850.00	90.05-	SHARES: ASTRONICS CORP COM
12-27-01 ACQUIRED				SHARES: RES-CARE INC
02-11-02 SOLD	1,999.97	2,179.20	179.23-	SHARES: RES-CARE INC
10-30-01 ACQUIRED				SHARES: SOUTH WEST WTR CO COM
02-11-02 SOLD	1,790.85	1,866.08	75.23-	SHARES: SOUTH WEST WTR CO COM
08-06-01 ACQUIRED				SHARES: RES-CARE INC
02-11-02 SOLD	1,790.85	1,911.72	120.87-	SHARES: RES-CARE INC
08-28-01 ACQUIRED				SHARES: RES-CARE INC
02-11-02 SOLD	895.43	935.00	39.57-	SHARES: RES-CARE INC
08-28-01 ACQUIRED				SHARES: RES-CARE INC
02-11-02 SOLD	1,394.97	1,384.50	10.47	SHARES: RES-CARE INC
11-07-01 ACQUIRED				SHARES: RES-CARE INC
02-11-02 SOLD	2,789.96	2,770.00	19.96	SHARES: RES-CARE INC
11-08-01 ACQUIRED				SHARES: RES-CARE INC

The Northern Trust Company
 50 South LaSalle Street, Chicago, Illinois 60675
 (312) 630-6000

THE LYNDE AND HARRY BRADLEY FOUNDATION
 DAVID L. BABSON & CO

03135 ACCOUNT NO. 26-08292
 AAB

FEDERAL SCHEDULE OF GAINS AND LOSSES
 ACCOUNT TRANSACTIONS TAXABLE DURING THE PERIOD
 01-01-02 THROUGH 12-31-02

DESCRIPTION OF PROPERTY	DATE SOLD/ ACQUIRED	SALES PROCEEDS	COST BASIS	GAIN/LOSS
SHARES:	02-12-02 SOLD	4,474 93	4,665 20	190 27-
TRANSACTION SYS ARCHITECTS INC CL A	08-06-01 ACQUIRED			
SHARES:	02-13-02 SOLD	2,999 95	3,555 45	555.50-
PACIFIC CREST CAP INC COM	05-31-01 ACQUIRED			
SHARES:	02-14-02 SOLD	2,149 97	1,850 00	299 97
SHARES:	02-14-02 SOLD	2,149 96	1,880 00	269 96
SHARES:	05-18-01 ACQUIRED			
SHARES:	02-14-02 SOLD	2,149 97	1,926 00	223 97
SHARES:	05-23-01 ACQUIRED			
SHARES:	02-14-02 SOLD	2,149 97	1,930 00	219 97
SHARES:	05-30-01 ACQUIRED			
SHARES:	02-14-02 SOLD	6,449 90	5,910 00	539 90
SHARES:	07-26-01 ACQUIRED			
SHARES:	02-14-02 SOLD	4,299 94	3,740 00	559 94
SHARES:	02-14-02 SOLD	2,149 96	1,893 00	256 96
SHARES:	10-31-01 ACQUIRED			

The Northern Trust Company
 50 South LaSalle Street, Chicago, Illinois 60675
 (312) 630-6000

THE LYNDE AND HARRY BRADLEY FOUNDATION
 DAVID L. BABSON & CO

03135 ACCOUNT NO 26-08292
 AAB SS870

FEDERAL SCHEDULE OF GAINS AND LOSSES
 ACCOUNT TRANSACTIONS TAXABLE DURING THE PERIOD
 01-01-02 THROUGH 12-31-02

DESCRIPTION OF PROPERTY	DATE SOLD/ ACQUIRED	SALES PROCEEDS	COST BASIS	GAIN/LOSS
SHARES:	02-14-02 SOLD	2,149.97	2,041.00	108.97
SHARES:	02-14-02 SOLD	2,149.97	2,041.00	108.97
SHARES	02-14-02 SOLD	4,299.93	4,190.00	109.93
SHARES	02-14-02 SOLD	2,149.97	2,082.00	67.97
SHARES:	02-14-02 SOLD	2,149.97	2,095.00	54.97
SHARES:	02-14-02 SOLD	2,149.97	2,095.00	54.97
TRANSACTION SYS ARCHITECTS INC CL A	02-14-02 SOLD	3,001.45	3,555.45	554.00-
SHARES	02-14-02 SOLD	300.00	300.00	
PACIFIC CREST CAP INC COM	02-15-02 SOLD	2,149.97	1,850.00	299.97
SHARES	02-15-02 SOLD	2,149.97	1,850.00	299.97
SHARES:	02-15-02 SOLD	2,149.97	1,796.00	353.97
RES-CARE INC	02-15-02 SOLD	2,149.97	1,796.00	353.97

The Northern Trust Company
 50 South LaSalle Street, Chicago, Illinois 60675
 (312) 630-6000

THE LYNDE AND HARRY BRADLEY FOUNDATION
 DAVID L. BARSON & CO.

03135 ACCOUNT NO. 26-08292
 SS870 AAB

FEDERAL SCHEDULE OF GAINS AND LOSSES
 ACCOUNT TRANSACTIONS TAXABLE DURING THE PERIOD
 01-01-02 THROUGH 12-31-02

DESCRIPTION OF PROPERTY	DATE SOLD/ ACQUIRED	SALES PROCEEDS	COST BASIS	GAIN/LOSS
SHARES:	02-15-02	923.69	933.04	9.35-
SHARES:	02-15-02	923.68	926.00	2.32-
TRANSACTION SYS ARCHITECTS INC CL A				
SHARES:	02-15-02	1,999.97	2,370.30	370.33-
ACRES GAMING INC COM				
SHARES:	02-19-02	1,349.97	1,230.00	119.97
SOUTHWEST WTR CO COM				
SHARES:	02-19-02	2,933.66	2,778.00	155.66
SHARES:	02-19-02	4,190.93	4,153.50	37.43
SHARES:	02-19-02	1,396.98	1,380.36	16.62
SCHULMAN A INC COM				

The Northern Trust Company
 50 South LaSalle Street, Chicago, Illinois 60675
 (312) 630-6000

THE LYNDE AND HARRY BRADLEY FOUNDATION
 DAVID L BARSON & CO

03135 ACCOUNT NO 26-08292
 AAB
 SS870

FEDERAL SCHEDULE OF GAINS AND LOSSES
 ACCOUNT TRANSACTIONS TAXABLE DURING THE PERIOD
 01-01-02 THROUGH 12-31-02

DESCRIPTION OF PROPERTY	DATE SOLD/ ACQUIRED	SALES PROCEEDS	COST BASIS	GAIN/LOSS
SHARES: 200 00	SOLD 02-20-02 ACQUIRED 08-28-01	3,599 95	2,798 00	801 95
SHARES: 600 00	SOLD 02-20-02 ACQUIRED 12-13-01	10,799.83	8,520.00	2,279.83
SOUTHWEST MTR CO COM				
SHARES: 156.25	SOLD 02-21-02 ACQUIRED 05-30-01	2,184.34	1,952.38	231.96
SOUTHWEST MTR CO COM				
SHARES: 46 25	SOLD 02-22-02 ACQUIRED 05-21-01	646 10	574 82	71 28
SHARES: 53 75	SOLD 02-22-02 ACQUIRED 05-30-01	750.87	671.62	79.25
TRANSACTION SYS ARCHITECTS INC CL A				
SHARES: 700 00	SOLD 02-25-02 ACQUIRED 05-31-01	7,019 49	8,296 05	1,276.56-
TRANSACTION SYS ARCHITECTS INC CL A				
SHARES: 100 00	SOLD 02-25-02 ACQUIRED 05-31-01	1,002.28	1,185 15	182 87-
ACRES GAMING INC COM				

The Northern Trust Company
 50 South LaSalle Street, Chicago, Illinois 60675
 (312) 630-6000

THE LYNDE AND HARRY BRADLEY FOUNDATION
 DAVID L. BABSON & CO

03135 ACCOUNT NO. 26-08292
 SS870 AAB

FEDERAL SCHEDULE OF GAINS AND LOSSES
 ACCOUNT TRANSACTIONS TAXABLE DURING THE PERIOD
 01-01-02 THROUGH 12-31-02

DESCRIPTION OF PROPERTY	DATE SOLD/ ACQUIRED	SALES PROCEEDS	COST BASIS	GAIN/LOSS
SHARES: SOUTHWEST WTR CO COM	02-26-02 SOLD 08-22-01 ACQUIRED	449.99	410.00	39.99
SHARES: TRANSACTION SYS ARCHITECTS INC CL A	02-26-02 SOLD 05-25-01 ACQUIRED	820.72	730.18	90.54
SHARES: TRANSACTION SYS ARCHITECTS INC CL A	02-26-02 SOLD 05-31-01 ACQUIRED	576.25	511.54	64.71
SHARES: TRANSACTION SYS ARCHITECTS INC CL A	02-26-02 SOLD 05-31-01 ACQUIRED	2,038.96	2,370.30	331.34-
SHARES: ACREG GAMING INC COM	02-26-02 SOLD 05-11-01 ACQUIRED	1,001.98	1,174.50	172.52-
SHARES: ACREG GAMING INC COM	02-26-02 SOLD 05-31-01 ACQUIRED	1,001.98	1,185.15	183.17-
SHARES: ACREG GAMING INC COM	02-27-02 SOLD 08-22-01 ACQUIRED	4,532.53	4,100.00	432.53

The Northern Trust Company
 50 South LaSalle Street, Chicago, Illinois 60675
 (312) 630-6000

THE LYNDE AND HARRY BRADLEY FOUNDATION
 DAVID L. BABSON & CO

03135 ACCOUNT NO. 26-08292
 AAB SS870

FEDERAL SCHEDULE OF GAINS AND LOSSES
 ACCOUNT TRANSACTIONS TAXABLE DURING THE PERIOD
 01-01-02 THROUGH 12-31-02

DESCRIPTION OF PROPERTY	DATE SOLD/ ACQUIRED	SALES PROCEEDS	COST BASIS	GAIN/LOSS
SHARES;	SOLD 02-28-02 ACQUIRED 08-22-01	2,747 95	2,460 00	287 95
SOUTHWEST WTR CO COM				
SHARES	SOLD 03-01-02 ACQUIRED 05-25-01	2,793.95	2,480.21	313 74
TRANSACTION SYS ARCHITECTS INC CL A				
SHARES	SOLD 03-01-02 ACQUIRED 05-10-01	1,001 98	1,138 44	136.46-
AFTERMARKET TECHNOLOGY CORP COM				
SHARES	SOLD 03-04-02 ACQUIRED 12-27-01	1,638 77	1,758.00	99 23-
RES-CARE INC				
SHARES	SOLD 03-04-02 ACQUIRED 08-30-01	894.99	921.83	26 84-
SHARES	SOLD 03-04-02 ACQUIRED 09-04-01	2,684 95	2,778.00	93.05-
SHARES	SOLD 03-04-02 ACQUIRED 09-05-01	894.99	926.00	31.01-
SCHULMAN A INC COM				

The Northern Trust Company
 50 South LaSalle Street, Chicago, Illinois 60675
 (312) 630-6000

THE LYNDE AND HARRY BRADLEY FOUNDATION
 DAVID L. BABSON & CO.

03135 ACCOUNT NO 26-08292
 AAB

FEDERAL SCHEDULE OF GAINS AND LOSSES
 ACCOUNT TRANSACTIONS TAXABLE DURING THE PERIOD
 01-01-02 THROUGH 12-31-02

DATE SOLD/ ACQUIRED	SALES PROCEEDS	COST BASIS	GAIN/LOSS	DESCRIPTION OF PROPERTY
03-04-02 SOLD 08-27-01 ACQUIRED	1,793.97	1,394.00	399.97	SHARES; 100.00
03-04-02 SOLD 12-21-01 ACQUIRED	1,793.97	1,382.35	411.62	SHARES 100.00
TALX CORP COMMON STOCK				
03-04-02 SOLD 10-02-01 ACQUIRED	2,436.96	1,720.00	716.96	SHARES 100.00
TALX CORP COMMON STOCK				
03-04-02 SOLD 10-02-01 ACQUIRED	2,467.02	1,720.00	747.02	SHARES; 100.00
TRANSACTION SYS ARCHITECTS INC CL A				
03-04-02 SOLD 05-10-01 ACQUIRED	2,003.62	2,276.88	273.26-	SHARES; 200.00
TRANSACTION SYS ARCHITECTS INC CL A				
03-04-02 SOLD 05-10-01 ACQUIRED	2,019.96	2,276.88	256.92-	SHARES 200.00
MID-ATLANTIC RLTY TR SH BEN INT COMMON STOCK				

The Northern Trust Company
 50 South LaSalle Street, Chicago, Illinois 60675
 (312) 630-6000

THE LYNDE AND HARRY BRADLEY FOUNDATION
 DAVID L. BABSON & CO.

03135 ACCOUNT NO 26-08292
 AAB SS870

FEDERAL SCHEDULE OF GAINS AND LOSSES
 ACCOUNT TRANSACTIONS TAXABLE DURING THE PERIOD
 01-01-02 THROUGH 12-31-02

DESCRIPTION OF PROPERTY	DATE SOLD/ ACQUIRED	SALES PROCEEDS	COST BASIS	GAIN/LOSS
SHARES, 100 00	03-05-02 SOLD 10-01-01 ACQUIRED	1,534.98	1,403.52	131.46
SHARES, 700 00	03-05-02 SOLD 10-30-01 ACQUIRED	10,744.83	9,810.46	934.37
SHARES, 400.00	03-05-02 SOLD 11-13-01 ACQUIRED	6,139.91	5,607.61	532.30
SHARES, 100.00	03-05-02 SOLD 12-28-01 ACQUIRED	1,534.98	1,574.90	39.92-
RES-CARE INC SHARES, 200 00	03-05-02 SOLD 08-30-01 ACQUIRED	1,789.97	1,843.66	53.69-
SHARES, 100 00	03-05-02 SOLD 09-06-01 ACQUIRED	894.98	921.50	26.52-
SCHULMAN A INC COM SHARES, 200 00	03-05-02 SOLD 12-21-01 ACQUIRED	3,596.14	2,764.70	831.44
TALX CORP COMMON STOCK SHARES, 100.00	03-05-02 SOLD 10-02-01 ACQUIRED	2,379.96	1,716.64	663.32

The Northern Trust Company
 50 South LaSalle Street, Chicago, Illinois 60675
 (312) 630-6000

THE LYNDE AND HARRY BRADLEY FOUNDATION
 DAVID L. BABSON & CO

03155 ACCOUNT NO. 26-08292
 SS870 AAB

FEDERAL SCHEDULE OF GAINS AND LOSSES
 ACCOUNT TRANSACTIONS TAXABLE DURING THE PERIOD
 01-01-02 THROUGH 12-31-02

DESCRIPTION OF PROPERTY	DATE SOLD/ ACQUIRED	SALES PROCEEDS	COST BASIS	GAIN/LOSS
TRANSACTION SYS ARCHITECTS INC CL A	SOLD 03-05-02 ACQUIRED 10-02-01	2,379.96	1,720.00	659.96
TRANSACTION SYS ARCHITECTS INC CL A	SOLD 03-05-02 ACQUIRED 05-10-01	996.78	1,138.44	141.66-
TRANSACTION SYS ARCHITECTS INC CL A	SOLD 03-05-02 ACQUIRED 05-10-01	2,001.96	2,276.88	274.92-
AFTERMARKET TECHNOLOGY CORP COM	SOLD 03-06-02 ACQUIRED 10-30-01	1,715.57	1,580.00	135.57
SOUTHWEST WTR CO COM	SOLD 03-06-02 ACQUIRED 05-25-01	1,029.40	914.58	114.82
TALX CORP COMMON STOCK	SOLD 03-06-02 ACQUIRED 10-11-01	4,476.27	3,426.22	1,050.05

The Northern Trust Company
 50 South LaSalle Street, Chicago, Illinois 60675
 (312) 630-6000

THE LYNDE AND HARRY BRADLEY FOUNDATION
 DAVID L. BABSON & CO.

03135 ACCOUNT NO. 26-08292
 AAB SS870

FEDERAL SCHEDULE OF GAINS AND LOSSES
 ACCOUNT TRANSACTIONS TAXABLE DURING THE PERIOD
 01-01-02 THROUGH 12-31-02

DESCRIPTION OF PROPERTY	DATE SOLD/ ACQUIRED	SALES PROCEEDS	COST BASIS	GAIN/LOSS
TALX CORP COMMON STOCK				
SHARES:	03-06-02 SOLD	3,987.77	4,553.76	565.99-
	05-10-01 ACQUIRED			
TALX CORP COMMON STOCK				
SHARES:	03-07-02 SOLD	2,334.96	1,695.08	639.88
	10-04-01 ACQUIRED			
TRANSACTION SYS ARCHITECTS INC CL A				
SHARES:	03-07-02 SOLD	1,004.98	1,138.44	133.46-
	05-10-01 ACQUIRED			
TRANSACTION SYS ARCHITECTS INC CL A				
SHARES:	03-07-02 SOLD	1,009.18	1,138.44	129.26-
	05-10-01 ACQUIRED			
TRANSACTION SYS ARCHITECTS INC CL A				
SHARES:	03-07-02 SOLD	2,021.97	2,276.88	254.91-
	05-10-01 ACQUIRED			
SHARES:	03-07-02 SOLD	1,010.98	1,104.30	93.32-
	03-07-02 SOLD			
	11-13-01 ACQUIRED			
AZZ INC COM				
SHARES:	03-08-02 SOLD	1,686.40	1,805.83	119.43-
	04-03-01 ACQUIRED			

The Northern Trust Company
 50 South LaSalle Street, Chicago, Illinois 60675
 (312) 630-6000

THE LYNDE AND HARRY BRADLEY FOUNDATION
 DAVID L. BABSON & CO.

03135 ACCOUNT NO. 26-08292
 AAB

FEDERAL SCHEDULE OF GAINS AND LOSSES
 ACCOUNT TRANSACTIONS TAXABLE DURING THE PERIOD
 01-01-02 THROUGH 12-31-02

DESCRIPTION OF PROPERTY	DATE SOLD/ ACQUIRED	SALES PROCEEDS	COST BASIS	GAIN/LOSS
SHARES; TRANSACTION SYS ARCHITECTS INC CL A	SOLD 03-08-02 ACQUIRED 10-04-01	2,337.31	1,695.08	642.23
SHARES; AFTERMARKET TECHNOLOGY CORP COM	SOLD 03-08-02 ACQUIRED 10-01-01	5,080.92	3,045.00	2,035.92
SHARES; AFTERMARKET TECHNOLOGY CORP COM	SOLD 03-08-02 ACQUIRED 10-11-01	3,048.56	2,925.00	123.56
SHARES; AFTERMARKET TECHNOLOGY CORP COM	SOLD 03-08-02 ACQUIRED 11-13-01	3,048.55	3,312.90	264.35-
SHARES; AFTERMARKET TECHNOLOGY CORP COM	SOLD 03-11-02 ACQUIRED 10-30-01	7,295.89	6,320.00	975.89
SHARES; AFTERMARKET TECHNOLOGY CORP COM	SOLD 03-11-02 ACQUIRED 08-27-01	3,634.42	3,055.58	578.84
SHARES; AFTERMARKET TECHNOLOGY CORP COM	SOLD 03-11-02 ACQUIRED 10-11-01	3,634.43	3,081.58	552.85
SHARES; AFTERMARKET TECHNOLOGY CORP COM	SOLD 03-11-02 ACQUIRED 10-30-01	5,451.63	4,740.00	711.63

The Northern Trust Company
 50 South LaSalle Street, Chicago, Illinois 60675
 (312) 630-6000

THE LYNDE AND HARRY BRADLEY FOUNDATION
 DAVID L. BABSON & CO.

03135 ACCOUNT NO. 26-08292
 AAB SS870

FEDERAL SCHEDULE OF GAINS AND LOSSES
 ACCOUNT TRANSACTIONS TAXABLE DURING THE PERIOD
 01-01-02 THROUGH 12-31-02

DESCRIPTION OF PROPERTY	DATE SOLD/ ACQUIRED	SALES PROCEEDS	COST BASIS	GAIN/LOSS
MID-ATLANTIC RLY TR SH BEN INT COMMON STOCK	SOLD 03-11-02 ACQUIRED 11-13-01	3,634 43	3,152.00	482 43
MID-ATLANTIC RLY TR SH BEN INT COMMON STOCK	SOLD 03-11-02 ACQUIRED 10-30-01	6,031.90	5,605 99	425 91
STEWART INFORMATION SVCS CORP COM	SOLD 03-11-02 ACQUIRED 07-23-01	1,504.81	1,390 38	114.43
TALX CORP COMMON STOCK	SOLD 03-11-02 ACQUIRED 12-27-01	1,894 97	2,010.20	115 23-
TALX CORP COMMON STOCK	SOLD 03-11-02 ACQUIRED 11-13-01	5,684 91	6,534 39	849 48-
TALX CORP COMMON STOCK	SOLD 03-11-02 ACQUIRED 10-30-01	1,504 80	1,403.52	101 28
TALX CORP COMMON STOCK	SOLD 03-11-02 ACQUIRED 07-20-01	3,009 61	2,736 34	273 27

The Northern Trust Company
 50 South LaSalle Street, Chicago, Illinois 60675
 (312) 630-6000

THE LYNDE AND HARRY BRADLEY FOUNDATION
 DAVID L. BABSON & CO

FEDERAL SCHEDULE OF GAINS AND LOSSES
 ACCOUNT TRANSACTIONS TAXABLE DURING THE PERIOD
 01-01-02 THROUGH 12-31-02

03135 ACCOUNT NO. 26-08292
 AAB SS870

DESCRIPTION OF PROPERTY	DATE SOLD/ ACQUIRED	SALES PROCEEDS	COST BASIS	GAIN/LOSS
SHARES ·	SOLD 03-11-02 ACQUIRED 10-04-01	2,339 96	1,695 08	644 88
AZZ INC COM				
SHARES ·	SOLD 03-12-02 ACQUIRED 03-26-01	3,489 94	3,580 00	90 06-
AFTERMARKET TECHNOLOGY CORP COM				
SHARES	SOLD 03-12-02 ACQUIRED 08-27-01	7,443 48	6,111.16	1,332.32
MID-ATLANTIC RLTY TR SH BEN INT COMMON STOCK				
SHARES:	SOLD 03-12-02 ACQUIRED 04-10-01	13,499.88	11,303 22	2,196.66
SHARES:	SOLD 03-12-02 ACQUIRED 05-15-01	4,499.96	4,020.76	479.20
SHARES:	SOLD 03-12-02 ACQUIRED 05-18-01	8,999.93	7,933 95	1,065.98
SHARES:	SOLD 03-12-02 ACQUIRED 06-21-01	1,499.98	1,307.97	192 01
SHARES:	SOLD 03-12-02 ACQUIRED 06-22-01	2,999 98	2,620.17	379.81

The Northern Trust Company
 50 South LaSalle Street, Chicago, Illinois 60675
 (312) 630-6000

THE LYNDE AND HARRY BRADLEY FOUNDATION
 DAVID L. BABSON & CO.

03135 ACCOUNT NO. 26-08292
 AAB SS870

FEDERAL SCHEDULE OF GAINS AND LOSSES
 ACCOUNT TRANSACTIONS TAXABLE DURING THE PERIOD
 01-01-02 THROUGH 12-31-02

DESCRIPTION OF PROPERTY	DATE SOLD/ ACQUIRED	SALES PROCEEDS	COST BASIS	GAIN/LOSS
SHARES ·	SOLD 03-12-02 ACQUIRED 07-19-01	2,999 97	2,699 93	300 04
SHARES ·	SOLD 03-12-02 ACQUIRED 07-20-01	1,499 99	1,368 03	131 96
ASTRONICS CORP COM				
SHARES:	SOLD 03-13-02 ACQUIRED 06-22-01	2,951.95	3,139.20	187 25-
SHARES:	SOLD 03-13-02 ACQUIRED 10-30-01	3,935 94	4,358 40	422.46-
SOUTHWEST WTR CO COM				
SHARES:	SOLD 03-13-02 ACQUIRED 05-15-01	1,199 07	1,031 60	167 47
SHARES ·	SOLD 03-13-02 ACQUIRED 05-17-01	1,481 20	1,275.00	206 20
SHARES ·	SOLD 03-13-02 ACQUIRED 05-18-01	1,481.20	1,283 00	198.20
TALX CORP COMMON STOCK				
SHARES:	SOLD 03-13-02 ACQUIRED 10-05-01	3,961 94	3,370 32	591.62
AFTERMARKET TECHNOLOGY CORP COM				

The Northern Trust Company
 50 South LaSalle Street, Chicago, Illinois 60675
 (312) 630-6000

THE LYNDE AND HARRY BRADLEY FOUNDATION
 DAVID L. BABSON & CO.

03135 ACCOUNT NO 26-08292
 SS870 AAB

FEDERAL SCHEDULE OF GAINS AND LOSSES
 ACCOUNT TRANSACTIONS TAXABLE DURING THE PERIOD
 01-01-02 THROUGH 12-31-02

DATE SOLD/ ACQUIRED	SALES PROCEEDS	COST BASIS	GAIN/LOSS	DESCRIPTION OF PROPERTY
03-14-02 SOLD	3,473 74	3,055 58	418 16	SHARES · AFTERMARKET TECHNOLOGY CORP COM
08-27-01 ACQUIRED				
03-14-02 SOLD	3,553 70	3,036 00	517 70	SHARES · SCHULMAN A INC COM
08-24-01 ACQUIRED				
03-14-02 SOLD	1,843 47	1,374 60	468 87	SHARES · SCHULMAN A INC COM
08-17-01 ACQUIRED				
03-14-02 SOLD	3,686 94	2,759 00	927 94	SHARES · SCHULMAN A INC COM
12-12-01 ACQUIRED				
03-14-02 SOLD	1,843 47	1,379 00	464 47	SHARES · SCHULMAN A INC COM
12-27-01 ACQUIRED				
03-14-02 SOLD	1,884 67	1,348 00	536 67	SHARES · SCHULMAN A INC COM
07-17-01 ACQUIRED				
03-14-02 SOLD	1,884 67	1,372 34	512 33	SHARES · SOUTHWEST WTR CO COM
08-20-01 ACQUIRED				
03-14-02 SOLD	3,769 34	2,733 62	1,035 72	SHARES · SOUTHWEST WTR CO COM
08-22-01 ACQUIRED				

139

The Northern Trust Company
 50 South LaSalle Street, Chicago, Illinois 60675
 (312) 630-6000

THE LYNDE AND HARRY BRADLEY FOUNDATION
 DAVID L BABSON & CO

03135 ACCOUNT NO 26-08292
 AAB

FEDERAL SCHEDULE OF GAINS AND LOSSES
 ACCOUNT TRANSACTIONS TAXABLE DURING THE PERIOD
 01-01-02 THROUGH 12-31-02

DESCRIPTION OF PROPERTY	DATE SOLD/ ACQUIRED	SALES PROCEEDS	COST BASIS	GAIN/LOSS
SHARES:	03-14-02 SOLD	1,127.09	898.25	228.84
SHARES:	03-14-02 ACQUIRED			
SHARES:	03-14-02 SOLD	281.77	242.73	39.04
SHARES:	03-14-02 ACQUIRED			
AFTERMARKET TECHNOLOGY CORP COM	03-15-02 SOLD	3,486.94	3,036.00	450.94
SHARES:	03-15-02 ACQUIRED			
AFTERMARKET TECHNOLOGY CORP COM	03-15-02 SOLD	1,787.97	1,518.00	269.97
SHARES:	03-15-02 ACQUIRED			
SOUTHWEST WTR CO COM	03-15-02 SOLD	1,408.37	1,122.81	285.56
SHARES:	03-15-02 ACQUIRED			
SOUTHWEST WTR CO COM	03-15-02 SOLD	422.39	336.84	85.55
SHARES:	03-15-02 ACQUIRED			
AFTERMARKET TECHNOLOGY CORP COM	03-19-02 SOLD	1,720.55	1,518.00	202.55
SHARES:	03-19-02 ACQUIRED			
P A M TRANSM SVCS INC COM	08-24-01 ACQUIRED			

The Northern Trust Company
 50 South LaSalle Street, Chicago, Illinois 60675
 (312) 630-6000

THE LYNDE AND HARRY BRADLEY FOUNDATION
 DAVID L. BARSON & CO.

03135 ACCOUNT NO. 26-08292
 AAB

FEDERAL SCHEDULE OF GAINS AND LOSSES
 ACCOUNT TRANSACTIONS TAXABLE DURING THE PERIOD
 01-01-02 THROUGH 12-31-02

DATE SOLD/ ACQUIRED	SALES PROCEEDS	COST BASIS	GAIN/LOSS	DESCRIPTION OF PROPERTY
03-19-02 ACQUIRED	18,199 72	17,600 00	599 72	SHARES; AFTERMARKET TECHNOLOGY CORP COM
03-20-02 SOLD	1,719 47	1,518 00	201 47	SHARES; FLUSHING FINL CORP COM
03-21-02 SOLD	1,634,48	1,751 71	117.23-	SHARES FLUSHING FINL CORP COM
03-21-02 ACQUIRED	1,634,47	1,783 38	148 91-	SHARES; AFTERMARKET TECHNOLOGY CORP COM
03-22-02 SOLD	1,711.87	1,500 00	211.87	SHARES; FLUSHING FINL CORP COM
03-22-02 ACQUIRED	1,638 97	1,743 51	104.54-	SHARES; ALCON INC
03-25-02 SOLD	6,793 89	6,600 00	193 89	SHARES; ALCON INC

The Northern Trust Company
 50 South LaSalle Street, Chicago, Illinois 60675
 (312) 630-6000

THE LYNDE AND HARRY BRADLEY FOUNDATION
 DAVID L. BABSON & CO.

03135 ACCOUNT NO. 26-08292
 AAB

SS870

FEDERAL SCHEDULE OF GAINS AND LOSSES
 ACCOUNT TRANSACTIONS TAXABLE DURING THE PERIOD
 01-01-02 THROUGH 12-31-02

DESCRIPTION OF PROPERTY	DATE SOLD/ ACQUIRED	SALES PROCEEDS	COST BASIS	GAIN/LOSS
SHARES: AFTERMARKET TECHNOLOGY CORP COM	SOLD 03-25-02 ACQUIRED 03-20-02	10,181.84	9,900.00	281.84
SHARES: ANTEON INTL CORP COM	SOLD 03-25-02 ACQUIRED 09-27-01	1,618.97	1,500.00	118.97
SHARES: ADR DENISON INTL PLC SPONSORED ADR ISIN #US2483351019	SOLD 03-25-02 ACQUIRED 03-11-02	1,943.97	1,800.00	143.97
SHARES: FLUSHING FINL CORP COM	SOLD 03-25-02 ACQUIRED 03-13-02	2,080.96	1,786.00	294.96
SHARES:	SOLD 03-25-02 ACQUIRED 04-11-01	6,531.90	5,053.33	1,478.57
SHARES:	SOLD 03-25-02 ACQUIRED 04-19-01	7,348.39	5,880.00	1,468.39

The Northern Trust Company
 50 South LaSalle Street, Chicago, Illinois 60675
 (312) 630-6000

THE LYNDE AND HARRY BRADLEY FOUNDATION
 DAVID L. BABSON & CO.

FEDERAL SCHEDULE OF GAINS AND LOSSES
 ACCOUNT TRANSACTIONS TAXABLE DURING THE PERIOD
 01-01-02 THROUGH 12-31-02

03135 ACCOUNT NO 26-08292
 AAB

SS870

DESCRIPTION OF PROPERTY	DATE SOLD/ ACQUIRED	SALES PROCEEDS	COST BASIS	GAIN/LOSS
SHARES ·	SOLD 03-25-02 ACQUIRED 05-15-01	4,898 92	4,500.00	398 92
SHARES ·	SOLD 03-25-02 ACQUIRED 05-18-01	4,898.92	4,442.00	456.92
SHARES ·	SOLD 03-25-02 ACQUIRED 06-22-01	816.49	801 33	15.16
SHARES ·	SOLD 03-25-02 ACQUIRED 11-13-01	3,265 95	3,420 00	154.05-
SHARES ·	SOLD 03-25-02 ACQUIRED 12-21-01	1,632 98	1,711.55	78.57-
FORWARD AIR CORP COM				
SHARES ·	SOLD 03-25-02 ACQUIRED 04-03-01	3,136 89	3,175 23	38.34-
LSI INDS INC OHIO COM				
SHARES ·	SOLD 03-25-02 ACQUIRED 05-18-01	10,174 85	8,200 00	1,974 85
SHARES ·	SOLD 03-25-02 ACQUIRED 05-21-01	3,052 45	2,490.00	562.45
SHARES ·	SOLD 03-25-02 ACQUIRED 05-23-01	3,052 45	2,516.71	535 74

The Northern Trust Company
 50 South LaSalle Street, Chicago, Illinois 60675
 (312) 630-6000

THE LYNDE AND HARRY BRADLEY FOUNDATION
 DAVID L. BARBSON & CO

03135 ACCOUNT NO 26-08292
 SS870 AAB

FEDERAL SCHEDULE OF GAINS AND LOSSES
 ACCOUNT TRANSACTIONS TAXABLE DURING THE PERIOD
 01-01-02 THROUGH 12-31-02

DESCRIPTION OF PROPERTY	DATE SOLD/ ACQUIRED	SALES PROCEEDS	COST BASIS	GAIN/LOSS
SHARES	03-25-02 SOLD 12-27-01 ACQUIRED	2,034.97	1,813.00	221.97
SHARES:	03-25-02 SOLD 03-04-02 ACQUIRED	4,069.94	3,980.00	89.94
MIM CORP COM				
SHARES	03-25-02 SOLD 02-01-02 ACQUIRED	3,180.97	3,588.96	207.99-
PERFORMANCE FOOD GROUP CO COM				
SHARES	03-25-02 SOLD 12-21-01 ACQUIRED	3,189.45	3,346.51	157.06-
PERFORMANCE FOOD GROUP CO COM				
SHARES:	03-25-02 SOLD 10-30-01 ACQUIRED	9,579.87	8,580.00	999.87
SHARES	03-25-02 SOLD 03-25-02 ACQUIRED	3,193.29	3,034.00	159.29
ALCON INC				
SHARES:	03-26-02 SOLD 03-20-02 ACQUIRED	10,165.34	9,900.00	265.34
MIM CORP COM				

The Northern Trust Company
 50 South LaSalle Street, Chicago, Illinois 60675
 (312) 630-6000

THE LYNDE AND HARRY BRADLEY FOUNDATION
 DAVID L BABSON & CO

FEDERAL SCHEDULE OF GAINS AND LOSSES
 ACCOUNT TRANSACTIONS TAXABLE DURING THE PERIOD
 01-01-02 THROUGH 12-31-02

03135 ACCOUNT NO. 26-08292
 AAB

SS870

DESCRIPTION OF PROPERTY	DATE SOLD/ ACQUIRED	SALES PROCEEDS	COST BASIS	GAIN/LOSS
SHARES; AON INC COM PAR #0 004	03-26-02 SOLD 02-01-02 ACQUIRED	3,180 01	3,388 96	208 95-
SHARES; AON INC COM PAR #0 004	03-26-02 SOLD 08-02-01 ACQUIRED	4,118.94	3,053 00	1,065 94
SHARES	03-26-02 SOLD 08-03-01 ACQUIRED	6,864.89	5,053 33	1,811.56
SHARES; AON INC COM PAR #0 004	03-26-02 SOLD 11-21-01 ACQUIRED	5,491 92	4,051 34	1,440.58
SHARES	03-26-02 SOLD 11-26-01 ACQUIRED	2,745 96	2,046 60	699 36
SHARES	03-26-02 SOLD 11-28-01 ACQUIRED	2,745.95	2,070 00	675.95
SHARES; AON INC COM PAR #0 004	03-26-02 SOLD 12-27-01 ACQUIRED	5,491 92	4,398.00	1,093.92
SHARES; AON INC COM PAR #0 004	03-26-02 SOLD 12-28-01 ACQUIRED	2,713 21	2,267 00	446 21
SHARES; AON INC COM PAR #0 004	03-26-02 SOLD 12-31-01 ACQUIRED	5,426.41	5,106.00	320 41

AFTERMARKET TECHNOLOGY CORP COM

637

The Northern Trust Company
 50 South LaSalle Street, Chicago, Illinois 60675
 (312) 630-6000

THE LYNDE AND HARRY BRADLEY FOUNDATION
 DAVID L. BABSON & CO

03135 ACCOUNT NO. 26-08292
 AAB SS870

FEDERAL SCHEDULE OF GAINS AND LOSSES
 ACCOUNT TRANSACTIONS TAXABLE DURING THE PERIOD
 01-01-02 THROUGH 12-31-02

DESCRIPTION OF PROPERTY	DATE SOLD/ ACQUIRED	SALES PROCEEDS	COST BASIS	GAIN/LOSS
SHARES; MIM CORP COM	SOLD 03-26-02 ACQUIRED 09-28-01	1,676 38	1,490 00	186 38
SHARES; MIM CORP COM	SOLD 03-26-02 ACQUIRED 02-01-02	4,748.92	5,083.44	334 52-
SHARES; MIM CORP COM	SOLD 03-27-02 ACQUIRED 02-01-02	12,899.80	13,555.84	656.04-
SHARES; MIM CORP COM	SOLD 03-27-02 ACQUIRED 02-01-02	1,582.47	1,694 48	112 01-
SHARES AFTERMARKET TECHNOLOGY CORP COM	SOLD 03-28-02 ACQUIRED 08-27-01	3,727 68	2,970.58	757 10
SHARES; #REGO ALLTRISA CORP DEL N/C TO JARDEN CORP 2429951 EFF 5/30/02	SOLD 03-28-02 ACQUIRED 09-28-01	1,863 84	1,490.00	373 84

The Northern Trust Company
 50 South LaSalle Street, Chicago, Illinois 60675
 (312) 630-6000

THE LYNDE AND HARRY BRADLEY FOUNDATION
 DAVID L. BABSON & CO.

ACCOUNT NO. 26-08292
 AAB SS870

FEDERAL SCHEDULE OF GAINS AND LOSSES
 ACCOUNT TRANSACTIONS TAXABLE DURING THE PERIOD
 01-01-02 THROUGH 12-31-02

DESCRIPTION OF PROPERTY	DATE SOLD/ ACQUIRED	SALES PROCEEDS	COST BASIS	GAIN/LOSS
SHARES: SOLD 03-28-02	03-28-02	2,786 33	1,919 10	867 23
SHARES: ACQUIRED 02-07-02	02-07-02			
SHARES: SOLD 03-28-02	03-28-02	11,145 31	7,624 00	3,521 31
SHARES: ACQUIRED 02-13-02	02-13-02			
SHARES: SOLD 03-28-02	03-28-02	2,786 32	1,932 16	854 16
SHARES: ACQUIRED 03-01-02	03-01-02			
SHARES: SOLD 03-28-02	03-28-02	2,786 33	2,105 00	681 33
SHARES: ACQUIRED 03-13-02	03-13-02			
SCHULMAN A INC COM				
SHARES: SOLD 03-28-02	03-28-02	1,823 97	1,348 00	475 97
SHARES: ACQUIRED 07-17-01	07-17-01			
TALX CORP COMMON STOCK				
SHARES: SOLD 03-28-02	03-28-02	1,594 79	1,619 50	24 71-
SHARES: ACQUIRED 10-08-01	10-08-01			
SHARES: SOLD 03-28-02	03-28-02	4,784 35	5,045 28	260 93-
SHARES: ACQUIRED 10-09-01	10-09-01			
SHARES: SOLD 03-28-02	03-28-02	9,568 72	8,614 50	954 22
SHARES: ACQUIRED 10-25-01	10-25-01			
MEDICAL ACTION INDS INC COM				

The Northern Trust Company
 50 South LaSalle Street, Chicago, Illinois 60675
 (312) 630-6000

THE LYNDE AND HARRY BRADLEY FOUNDATION
 DAVID L. BABSON & CO.

03135 ACCOUNT NO 26-08292
 AAB SS870

FEDERAL SCHEDULE OF GAINS AND LOSSES
 ACCOUNT TRANSACTIONS TAXABLE DURING THE PERIOD
 01-01-02 THROUGH 12-31-02

DESCRIPTION OF PROPERTY	DATE SOLD/ ACQUIRED	SALES PROCEEDS	COST BASIS	GAIN/LOSS
TALX CORP COMMON STOCK				
SHARES:				
SOLD	04-01-02	6,419.80	5,743.00	676.80
ACQUIRED	10-25-01			
MEDAMICUS INC COMMON STOCK				
SHARES:				
SOLD	04-02-02	876.64	1,590.00	713.36-
ACQUIRED	11-15-01			
SHARES:				
SOLD	04-02-02	1,753.29	3,220.00	1,466.71-
ACQUIRED	12-26-01			
SHARES:				
SOLD	04-02-02	876.64	1,633.00	756.36-
ACQUIRED	12-27-01			
MEDICAL ACTION INDS INC COM				
SHARES:				
SOLD	04-02-02	1,124.97	1,413.37	288.40-
ACQUIRED	03-11-02			
SHARES:				
SOLD	04-02-02	1,124.96	1,424.98	300.02-
ACQUIRED	03-18-02			
SCHULMAN A INC COM				

The Northern Trust Company
 50 South LaSalle Street, Chicago, Illinois 60675
 (312) 630-6000

THE LYNDE AND HARRY BRADLEY FOUNDATION
 DAVID L. BARSON & CO.

03135 ACCOUNT NO. 26-08292
 AAB

FEDERAL SCHEDULE OF GAINS AND LOSSES
 ACCOUNT TRANSACTIONS TAXABLE DURING THE PERIOD
 01-01-02 THROUGH 12-31-02

DESCRIPTION OF PROPERTY	DATE SOLD/ ACQUIRED	SALES PROCEEDS	COST BASIS	GAIN/LOSS
SHARES: SCHULMAN A INC COM	04-02-02 SOLD	1,790 45	1,348 00	442.45
SHARES: MEDICAL ACTION INDS INC COM	04-02-02 SOLD	1,790 44	1,334 55	455 89
SHARES: SCHULMAN A INC COM	04-03-02 SOLD	5,412.33	7,066 85	1,654 52-
SHARES: AFTERMARKET TECHNOLOGY CORP COM	04-03-02 SOLD	1,741 20	1,334 55	406 65
SHARES: MEDICAL ACTION INDS INC COM	04-04-02 SOLD	4,006 27	2,970.58	1,035.69
SHARES: PENFORD CORP COM	04-04-02 SOLD	1,094.96	1,413 37	318 41-
SHARES: SCHULMAN A INC COM	04-04-02 SOLD	1,614.95	1,567 52	47.43

The Northern Trust Company
 50 South LaSalle Street, Chicago, Illinois 60675
 (312) 630-6000

THE LYNDE AND HARRY BRADLEY FOUNDATION
 DAVID L. BABSON & CO.

03135 ACCOUNT NO. 26-08292
 AAB

FEDERAL SCHEDULE OF GAINS AND LOSSES
 ACCOUNT TRANSACTIONS TAXABLE DURING THE PERIOD
 01-01-02 THROUGH 12-31-02

DATE SOLD/ ACQUIRED	SALES PROCEEDS	COST BASIS	GAIN/LOSS	DESCRIPTION OF PROPERTY
04-04-02 ACQUIRED	1,774.94	1,334.55	440.39	SHARES: 100.00 SOLD
04-05-02 ACQUIRED	3,450.88	4,166.37	715.49-	SHARES: 300.00 SOLD
04-10-02 ACQUIRED	1,292.46	1,010.67	281.79	SHARES: 50.00 SOLD
04-10-02 ACQUIRED	1,292.46	1,009.00	283.46	SHARES: 50.00 SOLD
04-11-02 ACQUIRED	2,601.92	2,018.00	583.92	SHARES: 100.00 SOLD
04-12-02 ACQUIRED	1,888.41	1,334.55	553.86	SHARES: 100.00 SOLD
04-12-02 ACQUIRED	1,888.41	1,330.00	558.41	SHARES: 100.00 SOLD
MEDICAL ACTION INDS INC COM				
SHARES: 300.00				
SOLD				
04-05-02				
ACQUIRED				
03-18-02				
AAON INC COM PAR \$0.004				
SHARES: 50.00				
SOLD				
04-10-02				
ACQUIRED				
08-03-01				
AAON INC COM PAR \$0.004				
SHARES: 50.00				
SOLD				
04-11-02				
ACQUIRED				
08-07-01				
SCHULMAN A INC COM				
SHARES: 100.00				
SOLD				
04-12-02				
ACQUIRED				
07-17-01				
TALX CORP COMMON STOCK				

The Northern Trust Company
 50 South LaSalle Street, Chicago, Illinois 60675
 (312) 630-6000

THE LYNDE AND HARRY BRADLEY FOUNDATION
 DAVID L. BABSON & CO

03135 ACCOUNT NO 26-08292
 AAB SS870

FEDERAL SCHEDULE OF GAINS AND LOSSES
 ACCOUNT TRANSACTIONS TAXABLE DURING THE PERIOD
 01-01-02 THROUGH 12-31-02

DATE SOLD/ ACQUIRED	SALES PROCEEDS	COST BASIS	GAIN/LOSS	DESCRIPTION OF PROPERTY
04-12-02 ACQUIRED 10-25-01	4,864.77	4,307.25	557.52	SHARES; SOLD 300.00 TALX CORP COMMON STOCK
04-12-02 ACQUIRED 10-25-01	3,252.48	2,871.50	380.98	SHARES; SOLD 200.00 BRIDGFORD FOODS CORP COM
04-15-02 ACQUIRED 10-30-01	3,269.90	4,084.08	814.18-	SHARES; SOLD 300.00 SHARES;
04-15-02 ACQUIRED 11-16-01	1,089.97	1,353.86	263.89-	SHARES; SOLD 100.00 SHARES;
04-15-02 ACQUIRED 11-19-01	1,089.97	1,352.00	262.03-	SHARES; SOLD 100.00 TALX CORP COMMON STOCK
04-15-02 ACQUIRED 10-25-01	3,255.60	2,871.50	384.10	SHARES SOLD 200.00 TALX CORP COMMON STOCK
04-15-02 ACQUIRED 10-25-01	1,633.76	1,435.75	198.01	SHARES; SOLD 100.00 AON INC COM PAR \$0.004

The Northern Trust Company
 50 South LaSalle Street, Chicago, Illinois 60675
 (312) 630-6000

THE LYNDE AND HARRY BRADLEY FOUNDATION
 DAVID L. BABSON & CO.

03135 ACCOUNT NO 26-08292
 AAB
 SS870

FEDERAL SCHEDULE OF GAINS AND LOSSES
 ACCOUNT TRANSACTIONS TAXABLE DURING THE PERIOD
 01-01-02 THROUGH 12-31-02

DATE SOLD/ ACQUIRED	SALES PROCEEDS	COST BASIS	GAIN/LOSS	DESCRIPTION OF PROPERTY
04-16-02 ACQUIRED	4,136 88	3,025.00	1,111.88	SHARES, 150 00 SOLD
04-16-02 ACQUIRED	4,136.87	3,022.92	1,113 95	SHARES, 150.00 SOLD
04-16-02 ACQUIRED	4,136.88	3,018 00	1,118 88	SHARES, 150 00 SOLD
04-16-02 ACQUIRED	4,136 87	3,010 00	1,126.87	SHARES, 150.00 SOLD
04-16-02 ACQUIRED	1,975.13	1,330 00	645 13	SHARES, 100.00 SOLD
04-16-02 ACQUIRED	1,997.33	1,330 00	667 33	SHARES, 100 00 SOLD
04-17-02 ACQUIRED	5,587 83	3,996.67	1,591 16	SHARES, 200.00 SOLD
04-17-02 ACQUIRED	2,793.91	2,005 00	788 91	SHARES, 100.00 SOLD
04-17-02 ACQUIRED	5,587 83	3,996.67	1,591 16	SHARES, 200.00 SOLD
04-17-02 ACQUIRED	2,793.91	2,005 00	788 91	SHARES, 100.00 SOLD
04-17-02 ACQUIRED	5,587 83	3,996.67	1,591 16	SHARES, 200.00 SOLD
04-17-02 ACQUIRED	2,793.91	2,005 00	788 91	SHARES, 100.00 SOLD
04-17-02 ACQUIRED	5,587 83	3,996.67	1,591 16	SHARES, 200.00 SOLD
04-17-02 ACQUIRED	2,793.91	2,005 00	788 91	SHARES, 100.00 SOLD

The Northern Trust Company
 50 South LaSalle Street, Chicago, Illinois 60675
 (312) 630-6000

THE LYNDE AND HARRY BRADLEY FOUNDATION
 DAVID L. BABSON & CO

FEDERAL SCHEDULE OF GAINS AND LOSSES
 ACCOUNT TRANSACTIONS TAXABLE DURING THE PERIOD
 01-01-02 THROUGH 12-31-02

03135 ACCOUNT NO. 26-08292
 AAB

DESCRIPTION OF PROPERTY	DATE SOLD/ ACQUIRED	SALES PROCEEDS	COST BASIS	GAIN/LOSS
MEDAMICUS INC COMMON STOCK	04-17-02 SOLD	1,984 41	1,328 00	656 41
SHARES:	07-18-01 ACQUIRED			
100.00				
MEDAMICUS INC COMMON STOCK	04-23-02 SOLD	921.97	1,589.21	667.24-
SHARES:	11-13-01 ACQUIRED			
100 00				
SCHULMAN A INC COM	04-25-02 SOLD	1,713 60	3,110 00	1,396 40-
SHARES:	12-21-01 ACQUIRED			
200.00				
SCHULMAN A INC COM	04-25-02 SOLD	1,994 94	1,328 00	666 94
SHARES:	07-18-01 ACQUIRED			
100.00				
SCHULMAN A INC COM	04-25-02 SOLD	5,984 81	3,981 90	2,002 91
SHARES:	08-06-01 ACQUIRED			
300.00				
MEDAMICUS INC COMMON STOCK	04-25-02 SOLD	1,870 65	1,313 75	556 90
SHARES:	07-18-01 ACQUIRED			
100.00				
MEDAMICUS INC COMMON STOCK	04-25-02 SOLD	7,482.61	5,275 60	2,207.01
SHARES:	08-14-01 ACQUIRED			
400.00				

The Northern Trust Company
 50 South LaSalle Street, Chicago, Illinois 60675
 (312) 630-6000

THE LYNDE AND HARRY BRADLEY FOUNDATION
 DAVID L. BABSON & CO.

03135 ACCOUNT NO. 26-08292
 AAB SS870

FEDERAL SCHEDULE OF GAINS AND LOSSES
 ACCOUNT TRANSACTIONS TAXABLE DURING THE PERIOD
 01-01-02 THROUGH 12-31-02

DATE SOLD/ ACQUIRED	SALES PROCEEDS	COST BASIS	GAIN/LOSS	DESCRIPTION OF PROPERTY
04-26-02 ACQUIRED 11-20-01	1,710.83	2,900.00	1,189.17-	SHARES: 200.00 SOLD 04-26-02 ACQUIRED 11-20-01
04-26-02 ACQUIRED 12-21-01	855.41	1,555.00	699.59-	SHARES: 100.00 SOLD 04-26-02 ACQUIRED 12-21-01
04-29-02 ACQUIRED 05-24-01	5,216.96	5,915.28	698.32-	SHARES: 600.00 SOLD 04-29-02 ACQUIRED 05-24-01
04-29-02 ACQUIRED 05-24-01	1,738.99	1,985.00	246.01-	SHARES: 200.00 SOLD 04-29-02 ACQUIRED 05-24-01
04-29-02 ACQUIRED 06-11-01	869.49	941.88	72.39-	SHARES: 100.00 SOLD 04-29-02 ACQUIRED 06-11-01
#REORG ELANTEC SEMICONDUCTOR CASH & STK MERGER TO INTERSIL CORP 66069S109 EFF 5/14/02				
04-30-02 SOLD 08-01-01	16,562.82	15,900.92	661.90	SHARES: 400.00 SOLD 04-30-02 ACQUIRED 08-01-01
04-30-02 SOLD 06-11-01	8,110.10	8,476.92	366.82-	SHARES: 900.00 SOLD 04-30-02 ACQUIRED 06-11-01
MEDAMICUS INC COMMON STOCK				
MEDAMICUS INC COMMON STOCK				
SCHULMAN A INC COM				

The Northern Trust Company
 50 South LaSalle Street, Chicago, Illinois 60675
 (312) 630-6000

THE LYNDE AND HARRY BRADLEY FOUNDATION
 DAVID L. BABSON & CO.

FEDERAL SCHEDULE OF GAINS AND LOSSES
 ACCOUNT TRANSACTIONS TAXABLE DURING THE PERIOD
 01-01-02 THROUGH 12-31-02

DESCRIPTION OF PROPERTY	DATE SOLD/ ACQUIRED	SALES PROCEEDS	COST BASIS	GAIN/LOSS
SHARES	SOLD 04-30-02 ACQUIRED 07-18-01	10,183.99	6,568.75	3,615.24
#REORG ELANTEC SEMICONDUCTOR CASH & STK MERGER TO INTERSIL CORP 46069S109 EFF 5/14/02				
SHARES	SOLD 05-01-02 ACQUIRED 05-15-01	8,396.34	6,206.00	2,190.34
SHARES	SOLD 05-01-02 ACQUIRED 05-18-01	4,198.18	3,290.00	908.18
SHARES	SOLD 05-01-02 ACQUIRED 11-13-01	4,198.17	3,848.83	349.34
SHARES	SOLD 05-01-02 ACQUIRED 12-21-01	4,198.17	3,820.00	378.17
MEDAMICUS INC COMMON STOCK				
SHARES	SOLD 05-01-02 ACQUIRED 05-16-01	926.61	774.00	152.61
SHARES	SOLD 05-01-02 ACQUIRED 05-23-01	1,853.22	1,800.00	53.22
SHARES	SOLD 05-01-02 ACQUIRED 05-31-01	926.61	850.00	76.61

The Northern Trust Company
 50 South LaSalle Street, Chicago, Illinois 60675
 (312) 630-6000

THE LYNDE AND HARRY BRADLEY FOUNDATION
 DAVID L. BABSON & CO.

03135 ACCOUNT NO 26-08292
 AAB SS870

FEDERAL SCHEDULE OF GAINS AND LOSSES
 ACCOUNT TRANSACTIONS TAXABLE DURING THE PERIOD
 01-01-02 THROUGH 12-31-02

PAGE 45

DESCRIPTION OF PROPERTY	DATE SOLD/ ACQUIRED	SALES PROCEEDS	COST BASIS	GAIN/LOSS
SHARES:	05-01-02 SOLD	926 62	878 46	48.16
SHARES:	06-01-01 ACQUIRED			
SHARES:	05-01-02 SOLD	1,853.22	1,883 76	30.54-
SHARES:	06-11-01 ACQUIRED			
SCHULMAN A INC COM				
SHARES:	05-01-02 SOLD	4,090 49	2,617.00	1,473.49
SHARES:	07-19-01 ACQUIRED			
SHARES:	05-01-02 SOLD	6,135 75	3,924 00	2,211 75
SHARES:	08-10-01 ACQUIRED			
SHARES:	05-01-02 SOLD	4,090.49	2,622.14	1,468.35
SHARES:	11-14-01 ACQUIRED			
MEDAMICUS INC COMMON STOCK				
SHARES:	05-02-02 SOLD	957.30	754 60	202.70
SHARES:	05-10-01 ACQUIRED			
SHARES:	05-02-02 SOLD	1,914.60	1,548.00	366.60
SHARES:	05-16-01 ACQUIRED			
SCHULMAN A INC COM				
SHARES:	05-02-02 SOLD	4,291.95	2,615 60	1,676.35
SHARES:	05-02-02 SOLD			
SHARES:	08-09-01 ACQUIRED			
MEDAMICUS INC COMMON STOCK				

849

The Northern Trust Company
 50 South LaSalle Street, Chicago, Illinois 60675
 (312) 630-6000

THE LYNDE AND HARRY BRADLEY FOUNDATION
 DAVID L. BABSON & CO

03155 ACCOUNT NO. 26-08292
 AAB SS870

FEDERAL SCHEDULE OF GAINS AND LOSSES
 ACCOUNT TRANSACTIONS TAXABLE DURING THE PERIOD
 01-01-02 THROUGH 12-31-02

DESCRIPTION OF PROPERTY	DATE SOLD/ ACQUIRED	SALES PROCEEDS	COST BASIS	GAIN/LOSS
SHARES: SCHULMAN A INC COM	05-03-02 SOLD 05-10-01 ACQUIRED	2,898.69	2,263.80	634.89
SHARES: EDO CORP COM	05-08-02 SOLD 11-13-01 ACQUIRED	2,717.78	2,616.99	100.79
SHARES:	05-08-02 SOLD 12-21-01 ACQUIRED	2,717.77	2,424.77	293.00
SHARES:	05-08-02 SOLD 12-21-01 ACQUIRED	2,717.78	2,548.39	169.39
SHARES:	05-08-02 SOLD 12-27-01 ACQUIRED	2,717.78	2,476.00	241.78
SHARES: SCHULMAN A INC COM	05-13-02 SOLD 07-16-01 ACQUIRED	2,386.97	1,297.50	1,089.47

The Northern Trust Company
 50 South LaSalle Street, Chicago, Illinois 60675
 (312) 630-6000

THE LYNDE AND HARRY BRADLEY FOUNDATION
 DAVID L. BABSON & CO

03135 ACCOUNT NO. 26-08292
 SS870 AAB

FEDERAL SCHEDULE OF GAINS AND LOSSES
 ACCOUNT TRANSACTIONS TAXABLE DURING THE PERIOD
 01-01-02 THROUGH 12-31-02

DESCRIPTION OF PROPERTY	DATE SOLD/ ACQUIRED	SALES PROCEEDS	COST BASIS	GAIN/LOSS
SHARES	05-13-02 SOLD 07-27-01 ACQUIRED	2,386 96	1,299 25	1,087 71
SHARES	05-13-02 SOLD 08-10-01 ACQUIRED	2,386 97	1,304 00	1,082 97
ASTRONICS CORP COM				
SHARES	05-14-02 SOLD 06-22-01 ACQUIRED	733.48	784.80	51.32-
SHARES	05-14-02 SOLD 10-30-01 ACQUIRED	1,955.94	2,179.20	223 26-
SHARES	05-14-02 SOLD 11-13-01 ACQUIRED	977 97	1,269 60	291.63-
SCHULMAN A INC COM				
SHARES	05-14-02 SOLD 07-16-01 ACQUIRED	2,212 29	1,297.50	914 79
SHARES	05-14-02 SOLD 07-23-01 ACQUIRED	2,212 29	1,297.50	914 79
SIPEX CORP COM				
SHARES	05-14-02 SOLD 08-01-01 ACQUIRED	2,731 66	4,202.04	1,470.38-
STRATTEC SEC CORP COM				

The Northern Trust Company
 50 South LaSalle Street, Chicago, Illinois 60675
 (312) 630-6000

THE LYNDE AND HARRY BRADLEY FOUNDATION
 DAVID L. BABSON & CO

03135 ACCOUNT NO. 26-08292
 AAB SSB70

FEDERAL SCHEDULE OF GAINS AND LOSSES
 ACCOUNT TRANSACTIONS TAXABLE DURING THE PERIOD
 01-01-02 THROUGH 12-31-02

DATE SOLD/ ACQUIRED	SALES PROCEEDS	COST BASIS	GAIN/LOSS	DESCRIPTION OF PROPERTY
05-14-02 SOLD	5,794 82	4,255 00	1,539 82	SHARES: MEDICAL ACTION INDS INC COM
03-04-02 ACQUIRED				
05-15-02 SOLD	4,280.75	3,999.21	281.54	SHARES:
03-08-02 ACQUIRED				
05-15-02 SOLD	1,426.91	1,380.83	46.08	SHARES:
03-13-02 ACQUIRED				
05-15-02 SOLD	1,426 92	1,387 50	39.42	SHARES:
03-13-02 ACQUIRED				
05-15-02 SOLD	1,426.92	1,359 00	67.92	SHARES:
03-13-02 ACQUIRED				
05-15-02 SOLD	1,426 91	1,365 00	61.91	SHARES:
03-14-02 ACQUIRED				
05-15-02 SOLD	1,426 92	1,363 97	62.95	SHARES:
03-14-02 ACQUIRED				
05-15-02 SOLD	1,426 91	1,367 80	59 11	SHARES
03-15-02 ACQUIRED				
05-15-02 SOLD	1,426.92	1,379 71	47 21	SHARES:
03-15-02 ACQUIRED				

The Northern Trust Company
 50 South LaSalle Street, Chicago, Illinois 60675
 (312) 630-6000

THE LYNDE AND HARRY BRADLEY FOUNDATION
 DAVID L. BABSON & CO.

03135 ACCOUNT NO. 26-08292
 AAB SS870

FEDERAL SCHEDULE OF GAINS AND LOSSES
 ACCOUNT TRANSACTIONS TAXABLE DURING THE PERIOD
 01-01-02 THROUGH 12-31-02

DATE SOLD/ ACQUIRED	SALES PROCEEDS	COST BASIS	GAIN/LOSS	DESCRIPTION OF PROPERTY
05-15-02 SOLD 03-18-02 ACQUIRED	4,280 75	4,070 25	210 50	SHARES: SCHULMAN A INC COM 300 00
05-15-02 SOLD 07-23-01 ACQUIRED	4,589.86	2,595.00	1,994.86	SHARES: SIFEX CORP COM 200.00
05-15-02 SOLD 07-31-01 ACQUIRED	2,294.93	1,296 00	998.93	SHARES: SIFEX CORP COM 100.00
05-15-02 SOLD 08-01-01 ACQUIRED	986.70	1,299 50	312.80-	SHARES: STRATTEC SEC CORP COM 100.00
05-15-02 SOLD 12-27-01 ACQUIRED	986 70	1,346 00	359 30-	SHARES: STRATTEC SEC CORP COM 100.00
05-15-02 SOLD 01-15-02 ACQUIRED	5,819 83	3,655.00	2,164 83	SHARES: TALX CORP COMMON STOCK 100 00
05-15-02 SOLD 01-11-02 ACQUIRED	5,819 82	3,684 00	2,135.82	SHARES: TALX CORP COMMON STOCK 100 00
05-15-02 SOLD 01-23-02 ACQUIRED	5,819 82	3,689.00	2,130 82	SHARES: TALX CORP COMMON STOCK 100.00

The Northern Trust Company
 50 South LaSalle Street, Chicago, Illinois 60675
 (312) 630-6000

THE LYNDE AND HARRY BRADLEY FOUNDATION
 DAVID L. BABSON & CO

FEDERAL SCHEDULE OF GAINS AND LOSSES
 ACCOUNT TRANSACTIONS TAXABLE DURING THE PERIOD
 01-01-02 THROUGH 12-31-02

03135 ACCOUNT NO 26-08292
 AAB

DESCRIPTION OF PROPERTY	DATE SOLD/ ACQUIRED	SALES PROCEEDS	COST BASIS	GAIN/LOSS
MEDICAL ACTION INDS INC COM	05-15-02 SOLD	1,729 94	1,435 75	294 19
SHARES:	100 00			
MEDICAL ACTION INDS INC COM	05-16-02 SOLD	5,752 14	5,332 28	419.86
SHARES:	400.00			
SCHULMAN A INC COM	05-16-02 SOLD	2,226.50	1,295 00	931.50
SHARES:	100 00			
MEDICAL ACTION INDS INC COM	05-17-02 SOLD	1,394.95	1,333.07	61.88
SHARES:	100.00			
MEDICAL ACTION INDS INC COM	05-20-02 SOLD	7,065.68	5,981.45	1,084 23
SHARES:	500.00			
CLEAN HBRS INC COM	05-21-02 SOLD	12,854 85	14,025 48	1,170.63-
SHARES:	1,200 00			
MEDICAL ACTION INDS INC COM	04-05-02 ACQUIRED			

The Northern Trust Company
 50 South LaSalle Street, Chicago, Illinois 60675
 (312) 630-6000

THE LYNDE AND HARRY BRADLEY FOUNDATION
 DAVID L. BABSON & CO.

FEDERAL SCHEDULE OF GAINS AND LOSSES
 ACCOUNT TRANSACTIONS TAXABLE DURING THE PERIOD
 01-01-02 THROUGH 12-31-02

03135 ACCOUNT NO 26-08292
 AAB

SS870

DESCRIPTION OF PROPERTY	DATE SOLD/ ACQUIRED	SALES PROCEEDS	COST BASIS	GAIN/LOSS
SHARES:	05-21-02 SOLD	2,819.31	2,392.58	426 73
STRATTEC SEC CORP COM	03-07-02 ACQUIRED			
SHARES:	05-21-02 SOLD	6,088.71	3,575.00	2,513.71
TALX CORP COMMON STOCK	01-02-02 ACQUIRED			
SHARES:	05-21-02 SOLD	1,694 27	1,435 75	258.52
CLEAN HBRS INC COM	10-25-01 ACQUIRED			
SHARES:	05-22-02 SOLD	5,382.19	5,802 05	419.86-
SHARES:	04-04-02 ACQUIRED			
SHARES:	05-22-02 SOLD	2,152.87	2,337 58	184 71-
SHARES:	04-05-02 ACQUIRED			
SHARES	05-22-02 SOLD	4,305.75	4,647 36	341 61-
CLEAN HBRS INC COM	04-08-02 ACQUIRED			
SHARES:	05-22-02 SOLD	7,108.28	8,181 53	1,073 25-
COMPUTER PROGRAMS & SYS INC COM	04-05-02 ACQUIRED			

The Northern Trust Company
 50 South LaSalle Street, Chicago, Illinois 60675
 (312) 630-6000

THE LYNDE AND HARRY BRADLEY FOUNDATION
 DAVID L. BABSON & CO

FEDERAL SCHEDULE OF GAINS AND LOSSES
 ACCOUNT TRANSACTIONS TAXABLE DURING THE PERIOD
 01-01-02 THROUGH 12-31-02

03135 ACCOUNT NO 26-08292
 AAB SS870

DESCRIPTION OF PROPERTY	DATE SOLD/ ACQUIRED	SALES PROCEEDS	COST BASIS	GAIN/LOSS
SHARES	05-22-02 SOLD 05-21-02 ACQUIRED	3,603 89	3,300 00	303 89
COMPUTER PROGRAMS & SYS INC COM				
SHARES	05-22-02 SOLD 05-21-02 ACQUIRED	9,099.72	8,250.00	849 72
MEDICAL ACTION INDS INC COM				
SHARES:	05-22-02 SOLD 03-07-02 ACQUIRED	2,700 07	2,392 58	307 49
TALX CORP COMMON STOCK				
SHARES	05-22-02 SOLD 10-25-01 ACQUIRED	3,315.89	2,871 50	444 39
ASTRONICS CORP COM				
SHARES:	05-23-02 SOLD 12-28-01 ACQUIRED	472 74	485 63	12 89-
COMPUTER PROGRAMS & SYS INC COM				
SHARES:	05-23-02 SOLD 05-21-02 ACQUIRED	7,451 77	6,600 00	851 77
MEDICAL ACTION INDS INC COM				

The Northern Trust Company
 50 South LaSalle Street, Chicago, Illinois 60675
 (312) 630-6000

THE LYNDE AND HARRY BRADLEY FOUNDATION
 DAVID L. BABSON & CO

03135 ACCOUNT NO. 26-08292
 SS870 AAB

FEDERAL SCHEDULE OF GAINS AND LOSSES
 ACCOUNT TRANSACTIONS TAXABLE DURING THE PERIOD
 01-01-02 THROUGH 12-31-02

DESCRIPTION OF PROPERTY	DATE SOLD/ ACQUIRED	SALES PROCEEDS	COST BASIS	GAIN/LOSS
SHARES; SCHULMAN A INC COM	05-23-02 ACQUIRED 03-07-02	4,020 44	3,588 87	431.57
SHARES; SCHULMAN A INC COM	05-23-02 SOLD 07-23-01	4,032.67	2,588.38	1,444.29
TALX CORP COMMON STOCK SHARES	05-23-02 SOLD 10-25-01	3,321 71	2,871 50	450.21
TALX CORP COMMON STOCK SHARES	05-23-02 SOLD 10-25-01	1,663.13	1,435 75	227.38
SHARES; SCHULMAN A INC COM	05-24-02 SOLD 07-23-01	4,018.79	2,588 38	1,430.41
SHARES; SIFEX CORP COM	05-24-02 SOLD 06-22-01	4,009 76	3,628.56	381.20
SHARES SIFEX CORP COM	05-24-02 SOLD 07-19-01	3,007.31	2,820 00	187.31

The Northern Trust Company
 50 South LaSalle Street, Chicago, Illinois 60675
 (312) 630-6000

03135 ACCOUNT NO. 26-08292 THE LYNDE AND HARRY BRADLEY FOUNDATION
 SS870 AAB DAVID L. BABSON & CO.

FEDERAL SCHEDULE OF GAINS AND LOSSES
 ACCOUNT TRANSACTIONS TAXABLE DURING THE PERIOD
 01-01-02 THROUGH 12-31-02

DESCRIPTION OF PROPERTY	DATE SOLD/ ACQUIRED	SALES PROCEEDS	COST BASIS	GAIN/LOSS
SHARES:	05-24-02 SOLD	3,007.32	3,105.00	97.68-
SHARES:	05-24-02 SOLD	4,009.76	4,660.00	650.24-
SHARES:	05-24-02 SOLD	2,004.88	2,026.00	21.12-
SHARES:	05-24-02 SOLD	1,379.96	1,308.75	71.21
SHARES:	05-24-02 SOLD	1,379.96	1,324.17	55.79
SHARES:	05-24-02 SOLD	1,379.95	1,335.22	44.73
SHARES:	05-24-02 SOLD	1,379.96	1,340.00	39.96
SHARES:	05-24-02 SOLD	1,379.96	1,339.23	40.73
SHARES:	05-24-02 SOLD	2,759.92	2,672.86	87.06

STIFEL FINL CORP COM

The Northern Trust Company
 50 South LaSalle Street, Chicago, Illinois 60675
 (312) 630-6000

THE LYNDE AND HARRY BRADLEY FOUNDATION
 DAVID L. BABSON & CO

03135 ACCOUNT NO 26-08292
 AAB

FEDERAL SCHEDULE OF GAINS AND LOSSES
 ACCOUNT TRANSACTIONS TAXABLE DURING THE PERIOD
 01-01-02 THROUGH 12-31-02

DESCRIPTION OF PROPERTY	DATE SOLD/ ACQUIRED	SALES PROCEEDS	COST BASIS	GAIN/LOSS
SHARES, 100 00	05-24-02 ACQUIRED 05-06-02	1,379 95	1,375.83	4.12
SHARES, 200.00	05-24-02 SOLD 05-07-02	2,759 92	2,817 26	57 34-
SHARES, 100.00	05-24-02 SOLD 05-09-02	1,379 96	1,445 17	65 21-
TALX CORP COMMON STOCK				
SHARES, 100 00	05-24-02 SOLD 10-25-01	1,666 44	1,435 75	230 69
SCHULMAN A INC COM				
SHARES, 300 00	05-28-02 SOLD 07-23-01	5,770.57	3,882 57	1,888 00
SHARES, 200 00	05-28-02 SOLD 07-24-01	3,847 04	2,572 62	1,274.42
SHARES, 100.00	05-28-02 SOLD 07-25-01	1,923.52	1,292.00	631.52
SHARES, 100 00	05-28-02 SOLD 07-30-01	1,923.52	1,280 00	643 52
SHARES, 100 00	05-28-02 SOLD 10-30-01	1,923 52	1,175 43	748 09

The Northern Trust Company
 50 South LaSalle Street, Chicago, Illinois 60675
 (312) 630-6000

03135 ACCOUNT NO 26-08292 THE LYNDE AND HARRY BRADLEY FOUNDATION
 SS870 AAB DAVID L BABSON & CO

FEDERAL SCHEDULE OF GAINS AND LOSSES
 ACCOUNT TRANSACTIONS TAXABLE DURING THE PERIOD
 01-01-02 THROUGH 12-31-02

DESCRIPTION OF PROPERTY	DATE SOLD/ ACQUIRED	SALES PROCEEDS	COST BASIS	GAIN/LOSS
SHARES:	05-28-02	1,923.52	1,202.38	721.14
100 00	ACQUIRED			
10-31-01				
SHARES:	05-28-02	1,923.52	1,206.00	717.52
100 00	SOLD			
11-01-01	ACQUIRED			
11-13-01				
SHARES:	05-28-02	1,923.53	1,282.86	640.67
100 00	SOLD			
11-13-01	ACQUIRED			
TALX CORP COMMON STOCK				
SHARES:	05-28-02	3,297.70	2,871.50	426.20
200 00	SOLD			
10-25-01	ACQUIRED			
SCHULMAN A INC COM				
SHARES:	05-29-02	5,735.82	3,526.29	2,209.53
300 00	SOLD			
10-30-01	ACQUIRED			
ASTRONICS CORP COM				
SHARES:	05-30-02	1,115.47	1,193.75	78.28-
125.00	SOLD			
12-21-01	ACQUIRED			
SCHULMAN A INC COM				
SHARES:	05-30-02	5,759.83	2,934.00	2,825.83
300.00	SOLD			
10-01-01	ACQUIRED			

The Northern Trust Company
 50 South LaSalle Street, Chicago, Illinois 60675
 (312) 630-6000

THE LYNDE AND HARRY BRADLEY FOUNDATION
 DAVID L. BABSON & CO

ACCOUNT NO. 26-08292
 AAB
 SS870
 03135

FEDERAL SCHEDULE OF GAINS AND LOSSES
 ACCOUNT TRANSACTIONS TAXABLE DURING THE PERIOD
 01-01-02 THROUGH 12-31-02

DESCRIPTION OF PROPERTY	DATE SOLD/ ACQUIRED	SALES PROCEEDS	COST BASIS	GAIN/LOSS
SCHULMAN A INC COM				
SHARES:	SOLD 05-30-02	3,839.88	2,207.70	1,632.18
	ACQUIRED 10-11-01			
SIPEX CORP COM				
SHARES:	SOLD 05-30-02	1,919.94	1,155.93	764.01
	ACQUIRED 10-15-01			
SHARES:	SOLD 05-30-02	1,919.94	1,175.43	744.51
	ACQUIRED 10-30-01			
STRATTEC SEC CORP COM				
SHARES:	SOLD 05-31-02	3,747.08	2,516.00	1,231.08
	ACQUIRED 10-01-01			
CLEAN HBRS INC COM				
SHARES:	SOLD 06-07-02	21,051.00	14,212.00	6,839.00
	ACQUIRED 07-24-01			
SHARES:	SOLD 06-07-02	10,525.51	7,106.00	3,419.51
	ACQUIRED 08-02-01			
SHARES:	SOLD 06-07-02	15,788.25	10,599.00	5,189.25
	ACQUIRED 08-07-01			
SHARES:	SOLD 06-07-02	5,262.75	3,575.00	1,687.75
	ACQUIRED 01-02-02			

The Northern Trust Company
 50 South LaSalle Street, Chicago, Illinois 60675
 (312) 630-6000

THE LYNDE AND HARRY BRADLEY FOUNDATION
 DAVID L. BARSON & CO

03135 ACCOUNT NO 26-08292
 AAB

FEDERAL SCHEDULE OF GAINS AND LOSSES
 ACCOUNT TRANSACTIONS TAXABLE DURING THE PERIOD
 01-01-02 THROUGH 12-31-02

DATE SOLD/ ACQUIRED	SALES PROCEEDS	COST BASIS	GAIN/LOSS	DESCRIPTION OF PROPERTY
06-10-02 SOLD	5,243 34	5,802 05	558 71-	SHARES
04-04-02 ACQUIRED				BROOKSTONE INC COM
06-11-02 SOLD	3,402 69	3,422 10	19.41-	SHARES:
05-28-02 ACQUIRED				BROOKSTONE INC COM
06-11-02 SOLD	10,247.69	8,653.62	1,594.07	SHARES:
02-20-02 ACQUIRED				BROOKSTONE INC COM
06-14-02 SOLD	6,203.81	6,671.61	467 80-	SHARES:
06-13-02 ACQUIRED				INTEGRATED ELECTRICAL SVCS INC COM
06-17-02 SOLD	552 48	606 51	54.03-	SHARES:
06-13-02 ACQUIRED				INTEGRATED ELECTRICAL SVCS INC COM
06-17-02 SOLD	1,105 97	1,122 00	16 03-	SHARES
06-05-02 ACQUIRED				INTEGRATED ELECTRICAL SVCS INC COM
06-17-02 SOLD	1,105 96	1,130 00	24 04-	SHARES:
06-17-02 SOLD				INTEGRATED ELECTRICAL SVCS INC COM
06-06-02 ACQUIRED				SHARES:

The Northern Trust Company
 50 South LaSalle Street, Chicago, Illinois 60675
 (312) 630-6000

THE LYNDE AND HARRY BRADLEY FOUNDATION
 DAVID L. BABSON & CO.

FEDERAL SCHEDULE OF GAINS AND LOSSES
 ACCOUNT TRANSACTIONS TAXABLE DURING THE PERIOD
 01-01-02 THROUGH 12-31-02

03135 ACCOUNT NO. 26-08292
 AAB

SS870

DESCRIPTION OF PROPERTY	DATE SOLD/ ACQUIRED	SALES PROCEEDS	COST BASIS	GAIN/LOSS
SHARES: SOLD 06-17-02	06-17-02	552 98	560 85	7.87-
SHARES: ACQUIRED 06-06-02	06-06-02			
SHARES: SOLD 06-17-02	06-17-02	552.98	585 30	32.32-
SHARES: ACQUIRED 06-12-02	06-12-02			
SHARES: SOLD 06-17-02	06-17-02	552 99	570 00	17.01-
SHARES: ACQUIRED 06-12-02	06-12-02			
SHARES: SOLD 06-17-02	06-17-02	2,211 93	2,426 04	214 11-
SHARES: ACQUIRED 06-13-02	06-13-02			
INTEGRATED ELECTRICAL SVCS INC COM				
SHARES: SOLD 06-18-02	06-18-02	568.48	560 85	7.63
SHARES: ACQUIRED 06-06-02	06-06-02			
INTEGRATED ELECTRICAL SVCS INC COM				
SHARES: SOLD 06-18-02	06-18-02	1,135.97	1,117 94	18.03
SHARES: ACQUIRED 06-04-02	06-04-02			
SHARES: SOLD 06-18-02	06-18-02	3,975.87	3,925 95	49.92
SHARES: ACQUIRED 06-06-02	06-06-02			
SHARES: SOLD 06-18-02	06-18-02	1,135 97	1,121.46	14.51
SHARES: ACQUIRED 06-07-02	06-07-02			
STERLING BANCORP COM				

The Northern Trust Company
 50 South LaSalle Street, Chicago, Illinois 60675
 (312) 630-6000

THE LYNDE AND HARRY BRADLEY FOUNDATION
 DAVID L BABSON & CO

FEDERAL SCHEDULE OF GAINS AND LOSSES
 ACCOUNT TRANSACTIONS TAXABLE DURING THE PERIOD
 01-01-02 THROUGH 12-31-02

03135 ACCOUNT NO 26-08292
 AAB

SS870

DESCRIPTION OF PROPERTY	DATE SOLD/ ACQUIRED	SALES PROCEEDS	COST BASIS	GAIN/LOSS
SHARES · BROOKSTONE INC COM	06-18-02 ACQUIRED	3,557 09	3,470 85	86.24
SHARES · BROOKSTONE INC COM	06-19-02 SOLD	1,661.96	1,442 27	219.69
SHARES · INTEGRATED ELECTRICAL SVCS INC COM	06-19-02 SOLD	1,760.94	1,669 50	91 44
SHARES · INTEGRATED ELECTRICAL SVCS INC COM	06-19-02 SOLD	564.98	556.50	8.48
SHARES · BROOKSTONE INC COM	06-20-02 SOLD	1,642 78	1,442.27	200 51
SHARES · INTEGRATED ELECTRICAL SVCS INC COM	06-20-02 SOLD	1,125.80	1,113 00	12.80
SHARES · STERLING BANCORP COM	06-04-02 ACQUIRED			

The Northern Trust Company
 50 South LaSalle Street, Chicago, Illinois 60675
 (312) 630-6000

03135 ACCOUNT NO 26-08292 THE LYNDE AND HARRY BRADLEY FOUNDATION
 AAB DAVID L. BABSON & CO
 SS870

FEDERAL SCHEDULE OF GAINS AND LOSSES
 ACCOUNT TRANSACTIONS TAXABLE DURING THE PERIOD
 01-01-02 THROUGH 12-31-02

DATE SOLD/ ACQUIRED	SALES PROCEEDS	COST BASIS	GAIN/LOSS	DESCRIPTION OF PROPERTY
06-20-02 SOLD 12-21-01 ACQUIRED	6,899 97	5,544.76	1,355 21	SHARES; 200 00
06-20-02 SOLD 06-20-02 ACQUIRED	3,449.98	2,847 00	602 98	SHARES; 100.00
06-21-02 SOLD 02-20-02 ACQUIRED	3,287.74	2,884 54	403.20	SHARES; 200.00
06-21-02 SOLD 11-13-01 ACQUIRED	3,440 15	2,541 07	899 08	SHARES; 100.00
06-21-02 SOLD 08-07-01 ACQUIRED	5,966 96	3,533.00	2,433.96	SHARES; 100 00
06-24-02 SOLD 02-20-02 ACQUIRED	3,209 42	2,884 54	324 88	SHARES; 200.00
06-24-02 SOLD 05-29-02 ACQUIRED	532 98	536 00	3 02-	SHARES; 100 00

499

The Northern Trust Company
 50 South LaSalle Street, Chicago, Illinois 60675
 (312) 630-6000

THE LYNDE AND HARRY BRADLEY FOUNDATION
 DAVID L. BARSON & CO.

03135 ACCOUNT NO 26-08292
 AAB

FEDERAL SCHEDULE OF GAINS AND LOSSES
 ACCOUNT TRANSACTIONS TAXABLE DURING THE PERIOD
 01-01-02 THROUGH 12-31-02

DESCRIPTION OF PROPERTY	DATE SOLD/ ACQUIRED	SALES PROCEEDS	COST BASIS	GAIN/LOSS
SHARES	06-24-02 SOLD 05-31-02 ACQUIRED	2,664 92	2,780 00	115 08-
INTEGRATED ELECTRICAL SVCS INC COM	06-24-02 SOLD 06-03-02 ACQUIRED	2,664 92	2,772 95	108.03-
STERLING BANCORP COM	06-24-02 SOLD 05-31-02 ACQUIRED	1,070 96	1,112 00	41.04-
SHARES:	06-24-02 SOLD 10-29-01 ACQUIRED	2,654 65	1,985.95	668 70
SHARES:	06-24-02 SOLD 11-13-01 ACQUIRED	3,981.98	3,049.29	932 69
STRATEC SEC CORP COM	06-24-02 SOLD 08-07-01 ACQUIRED	11,961 51	7,060 00	4,901.51
INTEGRATED ELECTRICAL SVCS INC COM	06-25-02 SOLD 05-29-02 ACQUIRED	2,281 93	2,144.00	137 93
INTEGRATED ELECTRICAL SVCS INC COM				

The Northern Trust Company
 50 South LaSalle Street, Chicago, Illinois 60675
 (312) 630-6000

THE LYNDE AND HARRY BRADLEY FOUNDATION
 DAVID L. BABSON & CO

03135 ACCOUNT NO 26-08292
 SS870 AAB

FEDERAL SCHEDULE OF GAINS AND LOSSES
 ACCOUNT TRANSACTIONS TAXABLE DURING THE PERIOD
 01-01-02 THROUGH 12-31-02

DATE SOLD/ ACQUIRED	SALES PROCEEDS	COST BASIS	GAIN/LOSS	DESCRIPTION OF PROPERTY
06-25-02 SOLD	1,162 34	1,062 00	100.34	SHARES ·
05-23-02 ACQUIRED				STRATTEC SEC CORP COM
06-25-02 SOLD	3,487.03	3,207.24	279.79	SHARES ·
05-28-02 ACQUIRED				INTEGRATED ELECTRICAL SVCS INC COM
06-25-02 SOLD	2,969.91	2,680 00	289 91	SHARES ·
05-29-02 ACQUIRED				STERLING BANCORP COM
06-25-02 SOLD	6,595.04	4,964 87	1,630 17	SHARES ·
10-29-01 ACQUIRED				STRATTEC SEC CORP COM
06-25-02 SOLD	12,004.87	7,060 00	4,944 87	SHARES ·
08-07-01 ACQUIRED				INTEGRATED ELECTRICAL SVCS INC COM
06-26-02 SOLD	12,473.62	11,151.00	1,322.62	SHARES ·
05-23-02 ACQUIRED				STERLING BANCORP COM
06-26-02 SOLD	5,272 26	3,971 90	1,300 36	SHARES ·
10-29-01 ACQUIRED				STRATTEC SEC CORP COM

The Northern Trust Company
 50 South LaSalle Street, Chicago, Illinois 60675
 (312) 630-6000

THE LYNDE AND HARRY BRADLEY FOUNDATION
 DAVID L. BABSON & CO

03155 ACCOUNT NO 26-08292
 SS870 AAB

FEDERAL SCHEDULE OF GAINS AND LOSSES
 ACCOUNT TRANSACTIONS TAXABLE DURING THE PERIOD
 01-01-02 THROUGH 12-31-02

DESCRIPTION OF PROPERTY	DATE SOLD/ ACQUIRED	SALES PROCEEDS	COST BASIS	GAIN/LOSS
BROOKSTONE INC COM				
SHARES	SOLD 06-26-02 ACQUIRED 08-07-01	5,912.79	3,530.00	2,382.79
BROOKSTONE INC COM				
SHARES	SOLD 06-27-02 ACQUIRED 02-20-02	8,044.60	7,211.35	833.25
SHARES	SOLD 06-27-02 ACQUIRED 03-01-02	1,608.92	1,428.50	180.42
INTEGRATED ELECTRICAL SVCS INC COM				
SHARES	SOLD 06-27-02 ACQUIRED 05-23-02	11,779.64	10,620.00	1,159.64
SHARES	SOLD 06-27-02 ACQUIRED 05-28-02	4,122.87	3,714.41	408.46
BROOKSTONE INC COM				
SHARES	SOLD 07-01-02 ACQUIRED 02-21-02	1,732.29	1,412.43	319.86
SHARES	SOLD 07-01-02 ACQUIRED 03-01-02	6,929.14	5,714.00	1,215.14

The Northern Trust Company
 50 South LaSalle Street, Chicago, Illinois 60675
 (312) 630-6000

THE LYNDE AND HARRY BRADLEY FOUNDATION
 DAVID L. BABSON & CO.

03135 ACCOUNT NO 26-08292
 SS870 AAB

FEDERAL SCHEDULE OF GAINS AND LOSSES
 ACCOUNT TRANSACTIONS TAXABLE DURING THE PERIOD
 01-01-02 THROUGH 12-31-02

DESCRIPTION OF PROPERTY	DATE SOLD/ ACQUIRED	SALES PROCEEDS	COST BASIS	GAIN/LOSS
SHARES: BROOKSTONE INC COM	SOLD 07-01-02 ACQUIRED 03-01-02	1,742 94	1,428 50	314 44
SHARES: KENDLE INTL INC COM	SOLD 07-02-02 ACQUIRED 02-21-02	1,636.87	1,412 43	224.44
SHARES:	SOLD 07-02-02	6,474 80	9,025 00	2,550 20-
SHARES:	ACQUIRED 07-19-01	2,589.93	3,990.00	1,400 07-
SHARES:	SOLD 07-02-02	2,589 92	4,114 16	1,524 24-
SHARES:	ACQUIRED 10-11-01	12,949.60	16,640.00	3,690.40-
SHARES:	SOLD 07-02-02	3,884.89	5,185.47	1,300.58-
SHARES:	ACQUIRED 11-13-01	1,294 96	1,965.00	670.04-
SHARES:	SOLD 07-02-02	1,294.96	1,502 88	207.92-
SHARES:	ACQUIRED 03-04-02			

The Northern Trust Company
 50 South LaSalle Street, Chicago, Illinois 60675
 (312) 630-6000

THE LYNDE AND HARRY BRADLEY FOUNDATION
 DAVID L. BABSON & CO.

03135 ACCOUNT NO. 26-08292
 AAB SS870

FEDERAL SCHEDULE OF GAINS AND LOSSES
 ACCOUNT TRANSACTIONS TAXABLE DURING THE PERIOD
 01-01-02 THROUGH 12-31-02

DESCRIPTION OF PROPERTY	DATE SOLD/ ACQUIRED	SALES PROCEEDS	COST BASIS	GAIN/LOSS
SHARES	07-02-02 SOLD 03-11-02 ACQUIRED	1,299 96	1,662 50	367.54-
SHARES	07-02-02 SOLD 05-28-02 ACQUIRED	5,179 85	5,152.16	27 69
BROOKSTONE INC COM				
SHARES	07-08-02 SOLD 02-21-02 ACQUIRED	11,042 30	9,887 01	1,155 29
SHARES	07-08-02 SOLD 03-01-02 ACQUIRED	3,154 95	2,806.00	348 95
SHARES	07-08-02 SOLD 03-12-02 ACQUIRED	1,577.47	1,400 00	177.47
SHARES	07-08-02 SOLD 03-14-02 ACQUIRED	1,577 47	1,403.96	173 51
BROOKSTONE INC COM				
SHARES	07-09-02 SOLD 02-21-02 ACQUIRED	1,698 20	1,399.00	299 20
JARDEN CORP COM				
SHARES	07-23-02 SOLD 02-13-02 ACQUIRED	18,202.85	8,572 50	9,630 35
JARDEN CORP COM				

The Northern Trust Company
 50 South LaSalle Street, Chicago, Illinois 60675
 (312) 630-6000

THE LYNDE AND HARRY BRADLEY FOUNDATION
 DAVID L. BABSON & CO.

03135 ACCOUNT NO. 26-08292
 AAB SS870

FEDERAL SCHEDULE OF GAINS AND LOSSES
 ACCOUNT TRANSACTIONS TAXABLE DURING THE PERIOD
 01-01-02 THROUGH 12-31-02

DESCRIPTION OF PROPERTY	DATE SOLD/ ACQUIRED	SALES PROCEEDS	COST BASIS	GAIN/LOSS
SHARES, JARDEN CORP COM	07-25-02 SOLD	7,920 72	3,810.00	4,110.72
SHARES, JARDEN CORP COM	02-13-02 ACQUIRED			
SHARES, JARDEN CORP COM	07-26-02 SOLD	1,976.94	952 50	1,024 44
SHARES, JARDEN CORP COM	02-13-02 ACQUIRED			
SHARES, BROOKSTONE INC COM	08-05-02 SOLD	1,167 09	1,399 00	231 91-
SHARES, BROOKSTONE INC COM	02-21-02 ACQUIRED			
SHARES, BROOKSTONE INC COM	08-06-02 SOLD	8,975 73	11,192 00	2,216 27-
SHARES, BROOKSTONE INC COM	02-21-02 ACQUIRED			
SHARES, BROOKSTONE INC COM	08-06-02 SOLD	2,243 93	2,794 00	550.07-
SHARES, BROOKSTONE INC COM	02-28-02 ACQUIRED			
SHARES, BROOKSTONE INC COM	08-06-02 SOLD	1,121.96	1,397 35	275 39-
SHARES, BROOKSTONE INC COM	03-05-02 ACQUIRED			

The Northern Trust Company
 50 South LaSalle Street, Chicago, Illinois 60675
 (312) 630-6000

THE LYNDE AND HARRY BRADLEY FOUNDATION
 DAVID L. BABSON & CO

03135 ACCOUNT NO. 26-08292
 AAB

FEDERAL SCHEDULE OF GAINS AND LOSSES
 ACCOUNT TRANSACTIONS TAXABLE DURING THE PERIOD
 01-01-02 THROUGH 12-31-02

DATE SOLD/ ACQUIRED	SALES PROCEEDS	COST BASIS	GAIN/LOSS	DESCRIPTION OF PROPERTY
08-06-02 SOLD 03-06-02 ACQUIRED	1,121 97	1,395 00	273 03-	SHARES · BROOKSTONE INC COM
08-07-02 SOLD 03-06-02 ACQUIRED	1,153.82	1,395.00	241.18-	SHARES · BROOKSTONE INC COM
08-07-02 SOLD 03-06-02 ACQUIRED	4,551.86	5,580 00	1,028.14-	SHARES BROOKSTONE INC COM
08-08-02 SOLD 02-27-02 ACQUIRED	2,300 67	2,784 00	483 33-	SHARES BROOKSTONE INC COM
08-08-02 SOLD 03-06-02 ACQUIRED	1,150 33	1,395 00	244 67-	SHARES · BROOKSTONE INC COM
08-09-02 SOLD 02-27-02 ACQUIRED	1,048 38	1,392 00	343 62-	SHARES: BROOKSTONE INC COM
08-09-02 SOLD 04-17-02 ACQUIRED	9,724 44	10,702.14	977 70-	SHARES, ENSICO INTL INC COMMON STOCK

The Northern Trust Company
 50 South LaSalle Street, Chicago, Illinois 60675
 (312) 630-6000

THE LYNDE AND HARRY BRADLEY FOUNDATION
 DAVID L. BABSON & CO

03135 ACCOUNT NO 26-08292
 SS870 AAB

FEDERAL SCHEDULE OF GAINS AND LOSSES
 ACCOUNT TRANSACTIONS TAXABLE DURING THE PERIOD
 01-01-02 THROUGH 12-31-02

DESCRIPTION OF PROPERTY	DATE SOLD/ ACQUIRED	SALES PROCEEDS	COST BASIS	GAIN/LOSS
SHARES:	08-09-02 SOLD	1,620.74	1,776.00	155.26-
SHARES:	08-09-02 SOLD	8,103.71	8,970.00	866.29-
SHARES:	08-09-02 SOLD	6,482.96	7,515.12	1,032.16-
SHARES:	08-09-02 SOLD	3,241.48	3,912.00	670.52-
SHARES:	08-09-02 SOLD	1,620.74	1,978.61	357.87-
SHARES:	08-09-02 SOLD	12,965.93	15,840.64	2,874.71-
SHARES:	08-09-02 SOLD	8,103.70	10,035.15	1,931.45-
SHARES:	08-09-02 SOLD	1,620.74	2,163.00	542.26-
SHARES:	08-09-02 SOLD	1,620.74	1,811.44	190.70-
SHARES:	08-09-02 SOLD	1,620.74	1,583.70	37.04

The Northern Trust Company
 50 South LaSalle Street, Chicago, Illinois 60675
 (312) 630-6000

THE LYNDE AND HARRY BRADLEY FOUNDATION
 DAVID L. BABSON & CO

03135 ACCOUNT NO. 26-08292
 SS870 AAB

FEDERAL SCHEDULE OF GAINS AND LOSSES
 ACCOUNT TRANSACTIONS TAXABLE DURING THE PERIOD
 01-01-02 THROUGH 12-31-02

DESCRIPTION OF PROPERTY	DATE SOLD/ ACQUIRED	SALES PROCEEDS	COST BASIS	GAIN/LOSS
SHARES	08-09-02 SOLD 07-18-02 ACQUIRED	1,620.75	1,684.94	64 19-
MTR GAMING GROUP INC COM	08-09-02 SOLD 12-27-01 ACQUIRED	777.73	1,636.00	858 27-
SHARES	08-09-02 SOLD 05-15-02 ACQUIRED	777.72	1,675.00	897 28-
MTR GAMING GROUP INC COM	08-12-02 SOLD 12-21-01 ACQUIRED	1,640.85	3,015.00	1,374 15-
BROOKSTONE INC COM	08-13-02 SOLD 02-27-02 ACQUIRED	1,957.74	2,784.00	826.26-
MTR GAMING GROUP INC COM	08-15-02 SOLD 11-27-01 ACQUIRED	3,427.22	5,469.84	2,042.62-
SHARES:	08-15-02 SOLD 11-28-01 ACQUIRED	1,713.60	2,727.34	1,013.74-

The Northern Trust Company
 50 South LaSalle Street, Chicago, Illinois 60675
 (312) 630-6000

THE LYNDE AND HARRY BRADLEY FOUNDATION
 DAVID L. BABSON & CO

FEDERAL SCHEDULE OF GAINS AND LOSSES
 ACCOUNT TRANSACTIONS TAXABLE DURING THE PERIOD
 01-01-02 THROUGH 12-31-02

03135 ACCOUNT NO 26-08292
 AAB

SS870

DESCRIPTION OF PROPERTY	DATE SOLD/ ACQUIRED	SALES PROCEEDS	COST BASIS	GAIN/LOSS
SHARES	08-15-02 ACQUIRED 12-03-01	856 81	1,369 00	512.19-
SHARES:	08-15-02 SOLD	856 80	1,507 50	650 70-
PRESSTEK INC COM	08-16-02 SOLD	296 99	412.59	115 60-
SHARES:	08-16-02 ACQUIRED 07-23-02	296 99	412.59	115 60-
MTR GAMING GROUP INC COM	08-16-02 SOLD	847 69	1,354 45	506 76-
SHARES:	08-16-02 ACQUIRED 11-30-01	847 69	1,354 45	506 76-
STRATTEC SEC CORP COM	08-16-02 SOLD	4,551.62	3,520 00	1,031 62
SHARES:	08-16-02 ACQUIRED 12-27-01	4,551.62	3,520 00	1,031 62
MTR GAMING GROUP INC COM	08-19-02 SOLD	848 97	1,327 08	478.11-
SHARES:	08-19-02 ACQUIRED 11-29-01	848 97	1,327 08	478.11-
MTR GAMING GROUP INC COM	08-19-02 SOLD	1,700 45	2,630 02	929.57-
SHARES:	08-19-02 ACQUIRED 11-19-01	1,700 45	2,630 02	929.57-

The Northern Trust Company
 50 South LaSalle Street, Chicago, Illinois 60675
 (312) 630-6000

THE LYNDE AND HARRY BRADLEY FOUNDATION
 DAVID L. BABSON & CO.

FEDERAL SCHEDULE OF GAINS AND LOSSES
 ACCOUNT TRANSACTIONS TAXABLE DURING THE PERIOD
 01-01-02 THROUGH 12-31-02

03135 ACCOUNT NO. 26-08292
 AAB

SS870

DESCRIPTION OF PROPERTY	DATE SOLD/ ACQUIRED	SALES PROCEEDS	COST BASIS	GAIN/LOSS
SHARES, MTR GAMING GROUP INC COM	08-19-02 SOLD 12-11-01 ACQUIRED	850.22	1,319.00	468.78-
SHARES, MTR GAMING GROUP INC COM	08-19-02 SOLD 11-29-01 ACQUIRED	1,700.94	2,654.16	953.22-
SHARES, PRESSTEK INC COM	08-19-02 SOLD 07-23-02 ACQUIRED	296.99	412.59	115.60-
SHARES, MTR GAMING GROUP INC COM	08-20-02 SOLD 11-16-01 ACQUIRED	1,768.40	2,615.16	846.76-
SHARES, MTR GAMING GROUP INC COM	08-20-02 SOLD 11-19-01 ACQUIRED	884.20	1,315.01	430.81-
SHARES, MTR GAMING GROUP INC COM	08-21-02 SOLD 11-15-01 ACQUIRED	880.79	1,305.91	425.12-
SHARES, PRESSTEK INC COM	08-21-02 SOLD 07-19-02 ACQUIRED	589.98	822.38	232.40-

The Northern Trust Company
 50 South LaSalle Street, Chicago, Illinois 60675
 (312) 630-6000

THE LYNDE AND HARRY BRADLEY FOUNDATION
 DAVID L. BABSON & CO

03135 ACCOUNT NO. 26-08292
 AAB

SS870

FEDERAL SCHEDULE OF GAINS AND LOSSES
 ACCOUNT TRANSACTIONS TAXABLE DURING THE PERIOD
 01-01-02 THROUGH 12-31-02

DESCRIPTION OF PROPERTY	DATE SOLD/ ACQUIRED	SALES PROCEEDS	COST BASIS	GAIN/LOSS
SHARES	08-21-02 SOLD 07-22-02 ACQUIRED	1,179 96	1,649 72	469 76-
STRATTEC SEC CORP COM				
SHARES.	08-21-02 SOLD 11-13-01 ACQUIRED	4,525 73	3,195 36	1,330 37
PRESSTEK INC COM				
SHARES.	08-22-02 SOLD 07-19-02 ACQUIRED	294.99	411 19	116.20-
SHARES	08-22-02 SOLD 07-25-02 ACQUIRED	1,474.95	2,016 15	541.20-
STRATTEC SEC CORP COM				
SHARES:	08-22-02 SOLD 10-30-01 ACQUIRED	4,558.43	3,129.60	1,428 83
STRATTEC SEC CORP COM				
SHARES	08-22-02 SOLD 11-13-01 ACQUIRED	9,116 86	6,390.72	2,726.14
STRATTEC SEC CORP COM				
SHARES:	08-22-02 SOLD 11-13-01 ACQUIRED	4,572 36	3,195.36	1,377 00
MTR GAMING GROUP INC COM				

The Northern Trust Company
 50 South LaSalle Street, Chicago, Illinois 60675
 (312) 630-6000

THE LYNDE AND HARRY BRADLEY FOUNDATION
 DAVID L. BABSON & CO

03135 ACCOUNT NO. 26-08292
 AAB SS870

FEDERAL SCHEDULE OF GAINS AND LOSSES
 ACCOUNT TRANSACTIONS TAXABLE DURING THE PERIOD
 01-01-02 THROUGH 12-31-02

DESCRIPTION OF PROPERTY	DATE SOLD/ ACQUIRED	SALES PROCEEDS	COST BASIS	GAIN/LOSS
SHARES: STRATEGIC SEC CORP COM	08-26-02 SOLD 12-06-01 ACQUIRED	879 97	1,288 60	408.63-
SHARES: MTR GAMING GROUP INC COM	08-26-02 SOLD 12-10-01 ACQUIRED	880 31	1,296 72	416 41-
SHARES: STRATEGIC SEC CORP COM	08-26-02 SOLD 12-06-01 ACQUIRED	1,766 94	2,577.20	810.26-
SHARES: MTR GAMING GROUP INC COM	08-26-02 SOLD 10-30-01 ACQUIRED	13,812 57	9,388 80	4,423 77
SHARES: GUITAR CTR INC COM	08-27-02 SOLD 05-28-02 ACQUIRED	1,613 81	1,874.84	261 03-
SHARES: MTR GAMING GROUP INC COM	08-27-02 SOLD 12-06-01 ACQUIRED	879.97	1,288.60	408.63-

The Northern Trust Company
 50 South LaSalle Street, Chicago, Illinois 60675
 (312) 630-6000

THE LYNDE AND HARRY BRADLEY FOUNDATION
 DAVID L. BABSON & CO.

FEDERAL SCHEDULE OF GAINS AND LOSSES
 ACCOUNT TRANSACTIONS TAXABLE DURING THE PERIOD
 01-01-02 THROUGH 12-31-02

03135 ACCOUNT NO. 26-08292
 AAB

SS870

DESCRIPTION OF PROPERTY	DATE SOLD/ ACQUIRED	SALES PROCEEDS	COST BASIS	GAIN/LOSS
SHARES:	08-27-02 SOLD	4,652.40	3,050.00	1,602.40
SHARES:	10-18-01 ACQUIRED			
SHARES:	08-27-02 SOLD	9,304.79	6,259.20	3,045.59
SHARES:	10-30-01 ACQUIRED			
PRESSTEX INC COM				
SHARES:	08-28-02 SOLD	592.98	716.00	123.02-
SHARES:	07-17-02 ACQUIRED			
SHARES:	08-28-02 SOLD	592.98	806.46	213.48-
SHARES:	07-25-02 ACQUIRED			
STRATTEC SEC CORP COM				
SHARES:	08-28-02 SOLD	4,616.86	2,914.00	1,702.86
SHARES:	10-01-01 ACQUIRED			
SHARES:	08-28-02 SOLD	4,616.86	3,050.00	1,566.86
SHARES:	10-18-01 ACQUIRED			
GUITAR CTR INC COM				
SHARES:	08-29-02 SOLD	1,634.64	1,874.84	240.20-
SHARES:	05-28-02 ACQUIRED			
MTR GAMING GROUP INC COM				

The Northern Trust Company
 50 South LaSalle Street, Chicago, Illinois 60675
 (312) 630-6000

THE LYNDE AND HARRY BRADLEY FOUNDATION
 DAVID L. BABSON & CO.

03135 ACCOUNT NO. 26-08292
 AAB

FEDERAL SCHEDULE OF GAINS AND LOSSES
 ACCOUNT TRANSACTIONS TAXABLE DURING THE PERIOD
 01-01-02 THROUGH 12-31-02

DESCRIPTION OF PROPERTY	DATE SOLD/ ACQUIRED	SALES PROCEEDS	COST BASIS	GAIN/LOSS
SHARES: 100 00 SOLD 08-30-02 ACQUIRED 11-14-01	08-30-02	860 45	1,262.48	402 03-
SHARES: 100.00 SOLD 08-30-02 ACQUIRED 11-20-01	08-30-02	860.45	1,283 70	423.25-
SHARES: 100.00 SOLD 08-30-02 ACQUIRED 11-21-01	08-30-02	860.46	1,273.54	413 08-
SHARES: 100 00 SOLD 08-30-02 ACQUIRED 11-26-01	08-30-02	860.45	1,274 53	414 08-
GUITAR CTR INC COM				
SHARES: 100 00 SOLD 09-03-02 ACQUIRED 03-04-02	09-03-02	1,646.95	1,679.74	32 79-
MTR GAMING GROUP INC COM				
SHARES: 200 00 SOLD 09-03-02 ACQUIRED 11-14-01	09-03-02	1,659 95	2,524 96	865 01-
SHARES: 100.00 SOLD 09-03-02 ACQUIRED 12-05-01	09-03-02	829.97	1,246 35	416.38-
GUITAR CTR INC COM				
SHARES: 100 00 SOLD 09-04-02 ACQUIRED 03-25-02	09-04-02	1,656.20	1,656.00	0.20
MTR GAMING GROUP INC COM				

The Northern Trust Company
 50 South LaSalle Street, Chicago, Illinois 60675
 (312) 630-6000

THE LYNDE AND HARRY BRADLEY FOUNDATION
 DAVID L. BABSON & CO.

05135 ACCOUNT NO. 26-08292
 AAB SS870

FEDERAL SCHEDULE OF GAINS AND LOSSES
 ACCOUNT TRANSACTIONS TAXABLE DURING THE PERIOD
 01-01-02 THROUGH 12-31-02

DESCRIPTION OF PROPERTY	DATE SOLD/ ACQUIRED	SALES PROCEEDS	COST BASIS	GAIN/LOSS
SHARES, GUITAR CTR INC COM	SOLD 09-04-02 ACQUIRED 12-05-01	1,650.81	2,492.70	841.89-
SHARES, MTR GAMING GROUP INC COM	SOLD 09-05-02 ACQUIRED 03-25-02	1,596.18	1,656.00	59.82-
SHARES, GUITAR CTR INC COM	SOLD 09-05-02 ACQUIRED 10-24-01	1,594.29	2,367.94	773.65-
SHARES, GUITAR CTR INC COM	SOLD 09-06-02 ACQUIRED 03-25-02	1,618.38	1,656.00	37.62-
SHARES, GUITAR CTR INC COM	SOLD 09-06-02 ACQUIRED 03-25-02	1,614.40	1,656.00	41.60-
SHARES, MTR GAMING GROUP INC COM	SOLD 09-06-02 ACQUIRED 10-24-01	2,385.61	3,551.91	1,166.30-

The Northern Trust Company
 50 South LaSalle Street, Chicago, Illinois 60675
 (312) 630-6000

THE LYNDE AND HARRY BRADLEY FOUNDATION
 DAVID L. BABSON & CO.

FEDERAL SCHEDULE OF GAINS AND LOSSES
 ACCOUNT TRANSACTIONS TAXABLE DURING THE PERIOD
 01-01-02 THROUGH 12-31-02

03135 ACCOUNT NO. 26-08292
 SS870 AAB

DESCRIPTION OF PROPERTY	DATE SOLD/ ACQUIRED	SALES PROCEEDS	COST BASIS	GAIN/LOSS
MTR GAMING GROUP INC COM	09-09-02 SOLD	2,384.92	3,551.91	1,166.99-
SHARES	10-24-01 ACQUIRED			
MTR GAMING GROUP INC COM	09-10-02 SOLD	9,521.11	14,207.64	4,686.53-
SHARES	10-24-01 ACQUIRED			
MTR GAMING GROUP INC COM	09-11-02 SOLD	2,384.92	3,545.67	1,160.75-
SHARES	10-16-01 ACQUIRED			
GUITAR CTR INC COM	09-12-02 SOLD	1,708.00	1,382.00	326.00
SHARES	10-30-01 ACQUIRED			
MTR GAMING GROUP INC COM	09-12-02 SOLD	3,415.99	2,785.16	630.83
SHARES	10-31-01 ACQUIRED			
MTR GAMING GROUP INC COM	09-12-02 SOLD	3,416.00	3,312.00	104.00
SHARES	03-25-02 ACQUIRED			
MTR GAMING GROUP INC COM	09-12-02 SOLD	4,035.07	5,909.45	1,874.38-
SHARES	10-16-01 ACQUIRED			
MTR GAMING GROUP INC COM				

The Northern Trust Company
 50 South LaSalle Street, Chicago, Illinois 60675
 (312) 630-6000

THE LYNDE AND HARRY BRADLEY FOUNDATION
 DAVID L. BABSON & CO.

03135 ACCOUNT NO 26-08292
 SS870 AAB

FEDERAL SCHEDULE OF GAINS AND LOSSES
 ACCOUNT TRANSACTIONS TAXABLE DURING THE PERIOD
 01-01-02 THROUGH 12-31-02

PAGE 79

DESCRIPTION OF PROPERTY	DATE SOLD/ ACQUIRED	SALES PROCEEDS	COST BASIS	GAIN/LOSS
GIBRALTAR STEEL CORP				
SHARES, 400 00	SOLD 09-13-02 ACQUIRED 10-16-01	3,513 73	4,727.56	1,413 83-
GIBRALTAR STEEL CORP				
SHARES, 100 00	SOLD 09-17-02 ACQUIRED 05-28-02	2,061.94	2,317 19	255 25-
SHARES, 100.00	SOLD 09-17-02 ACQUIRED 06-14-02	2,061.93	2,256.89	194 96-
GIBRALTAR STEEL CORP				
SHARES, 100.00	SOLD 09-19-02 ACQUIRED 03-12-02	2,018 94	1,872.14	146 80
SHARES, 100 00	SOLD 09-19-02 ACQUIRED 06-14-02	2,018 93	2,256.89	237.96-
GUITAR CTR INC COM				
SHARES, 100 00	SOLD 09-19-02 ACQUIRED 10-30-01	1,750 35	1,382.00	368 35
SHARES, 100 00	SOLD 09-19-02 ACQUIRED 10-30-01	1,750.34	1,356 97	393.37
SHARES, 200.00	SOLD 09-19-02 ACQUIRED 10-31-01	3,500.69	2,754 00	746.69
MTR GAMING GROUP INC COM				

The Northern Trust Company
 50 South LaSalle Street, Chicago, Illinois 60675
 (312) 630-6000

THE LYNDE AND HARRY BRADLEY FOUNDATION
 DAVID L. BABSON & CO

FEDERAL SCHEDULE OF GAINS AND LOSSES
 ACCOUNT TRANSACTIONS TAXABLE DURING THE PERIOD
 01-01-02 THROUGH 12-31-02

03135 ACCOUNT NO 26-08292
 AAB

DESCRIPTION OF PROPERTY	DATE SOLD/ ACQUIRED	SALES PROCEEDS	COST BASIS	GAIN/LOSS
SHARES: 100 00 SOLD 09-20-02 ACQUIRED 10-16-01	09-20-02 10-16-01	854.97	1,181.89	326.92-
GUITAR CTR INC COM				
SHARES: 100.00 SOLD 09-23-02 ACQUIRED 10-30-01	09-23-02 10-30-01	1,695.32	1,356.97	338.35
MTR GAMING GROUP INC COM				
SHARES: 200.00 SOLD 09-23-02 ACQUIRED 10-16-01	09-23-02 10-16-01	1,669.94	2,363.78	693.84-
GUITAR CTR INC COM				
SHARES: 200 00 SOLD 09-24-02 ACQUIRED 10-30-01	09-24-02 10-30-01	3,395.77	2,713.94	681.83
GUITAR CTR INC COM				
SHARES: 100 00 SOLD 09-24-02 ACQUIRED 11-27-01	09-24-02 11-27-01	1,683.45	1,307.00	376.45
GUITAR CTR INC COM				
SHARES: 100 00 SOLD 09-24-02 ACQUIRED 12-27-01	09-24-02 12-27-01	1,683.44	1,342.00	341.44
GUITAR CTR INC COM				
SHARES: 100 00 SOLD 09-25-02 ACQUIRED 01-02-02	09-25-02 01-02-02	1,694.94	1,302.00	392.94
MTR GAMING GROUP INC COM				

The Northern Trust Company
 50 South LaSalle Street, Chicago, Illinois 60675
 (312) 630-6000

THE LYNDE AND HARRY BRADLEY FOUNDATION
 DAVID L. BABSON & CO.

FEDERAL SCHEDULE OF GAINS AND LOSSES
 ACCOUNT TRANSACTIONS TAXABLE DURING THE PERIOD
 01-01-02 THROUGH 12-31-02

03135 ACCOUNT NO. 26-08292

SS870

AAB

DESCRIPTION OF PROPERTY	DATE SOLD/ ACQUIRED	SALES PROCEEDS	COST BASIS	GAIN/LOSS
SHARES ·	SOLD 09-25-02 ACQUIRED 10-16-01	2,477.92	3,545.67	1,067.75-
PERFORMANCE FOOD GROUP CO COM				
SHARES:	SOLD 09-25-02 ACQUIRED 03-12-02	19,972.79	16,758.90	3,213.89
PERFORMANCE FOOD GROUP CO COM				
SHARES:	SOLD 09-25-02 ACQUIRED 06-14-02	3,297.90	3,573.00	275.10-
PERFORMANCE FOOD GROUP CO COM				
SHARES:	SOLD 09-25-02 ACQUIRED 07-15-02	3,297.90	2,945.82	352.08
MTR GAMING GROUP INC COM				
SHARES:	SOLD 09-26-02 ACQUIRED 10-16-01	5,831.88	7,091.34	1,259.46-
PERFORMANCE FOOD GROUP CO COM				
SHARES:	SOLD 09-26-02 ACQUIRED 03-12-02	3,374.39	2,793.15	581.24
PERFORMANCE FOOD GROUP CO COM				
SHARES:	SOLD 09-26-02 ACQUIRED 03-12-02	13,483.83	11,172.60	2,311.23
MTR GAMING GROUP INC COM				

The Northern Trust Company
 50 South LaSalle Street, Chicago, Illinois 60675
 (312) 630-6000

THE LYNDE AND HARRY BRADLEY FOUNDATION
 DAVID L. BABSON & CO.

FEDERAL SCHEDULE OF GAINS AND LOSSES
 ACCOUNT TRANSACTIONS TAXABLE DURING THE PERIOD
 01-01-02 THROUGH 12-31-02

03135 ACCOUNT NO 26-08292
 AAB

SS870

DESCRIPTION OF PROPERTY	DATE SOLD/ ACQUIRED	SALES PROCEEDS	COST BASIS	GAIN/LOSS
SHARES:	09-27-02	3,899.88	4,127.56	827 68-
SHARES:	10-16-01			
ACQUIRED	10-16-01			
SHARES:	09-27-02	1,949.94	2,350.00	400 06-
SHARES:	09-27-02			
ACQUIRED	10-23-01			
SHARES	09-27-02	974.97	1,181.82	206.85-
SHARES:	11-13-01			
ACQUIRED	11-13-01			
MTR GAMING GROUP INC COM				
SHARES:	10-01-02	1,911.70	2,350.00	438 30-
SHARES:	10-23-01			
ACQUIRED	10-23-01			
BOSTON PRIVATE FINL HLDGS INC COM				
SHARES:	10-02-02	2,154.33	2,402.72	248 39-
SHARES:	10-02-02			
ACQUIRED	03-04-02			
SHARES:	10-02-02	2,154.34	2,595.12	440 78-
SHARES:	10-02-02			
ACQUIRED	05-28-02			
SHARES:	10-02-02	2,154.33	2,130.07	24.26
SHARES:	10-02-02			
ACQUIRED	09-26-02			
MTR GAMING GROUP INC COM				
SHARES:	10-02-02	1,904.16	2,350.00	445.84-
SHARES:	10-02-02			
ACQUIRED	10-23-01			
OSTEOTECH INC COM				

The Northern Trust Company
 50 South LaSalle Street, Chicago, Illinois 60675
 (312) 630-6000

THE LYNDE AND HARRY BRADLEY FOUNDATION
 DAVID L. BABSON & CO.

03135 ACCOUNT NO. 26-08292
 AAB SS870

FEDERAL SCHEDULE OF GAINS AND LOSSES
 ACCOUNT TRANSACTIONS TAXABLE DURING THE PERIOD
 01-01-02 THROUGH 12-31-02

DESCRIPTION OF PROPERTY	DATE SOLD/ ACQUIRED	SALES PROCEEDS	COST BASIS	GAIN/LOSS
LSB CORP COM				
SHARES:	SOLD 10-07-02	3,688.38	4,644.72	956.34-
	ACQUIRED 04-30-02			
SHARES:	SOLD 10-07-02	614.73	656.72	41.99-
	ACQUIRED 07-18-02			
SHARES:	SOLD 10-08-02	1,247.96	1,158.00	89.96
	ACQUIRED 11-01-01			
SHARES:	SOLD 10-08-02	4,991.85	4,640.00	351.85
	ACQUIRED 11-02-01			
SHARES:	SOLD 10-08-02	1,247.96	1,305.00	57.04-
	ACQUIRED 11-16-01			
SHARES:	SOLD 10-08-02	1,247.96	1,290.00	42.04-
	ACQUIRED 11-23-01			
SHARES:	SOLD 10-08-02	1,247.96	1,290.00	42.04-
	ACQUIRED 11-26-01			
SHARES:	SOLD 10-08-02	1,247.96	1,290.61	42.65-
	ACQUIRED 11-29-01			
SHARES:	SOLD 10-08-02	2,495.93	2,480.00	15.93
	ACQUIRED 12-27-01			
MTR GAMING GROUP INC COM				

The Northern Trust Company
 50 South LaSalle Street, Chicago, Illinois 60675
 (312) 630-6000

THE LYNDE AND HARRY BRADLEY FOUNDATION
 DAVID L. BABSON & CO

FEDERAL SCHEDULE OF GAINS AND LOSSES
 ACCOUNT TRANSACTIONS TAXABLE DURING THE PERIOD
 01-01-02 THROUGH 12-31-02

03135 ACCOUNT NO 26-08292
 AAB

DESCRIPTION OF PROPERTY	DATE SOLD/ ACQUIRED	SALES PROCEEDS	COST BASIS	GAIN/LOSS
MTR GAMING GROUP INC COM	10-08-02	847 35	1,146 40	299.05-
SHARES:	SOLD			
	10-15-01			
	ACQUIRED			
MTR GAMING GROUP INC COM	10-08-02	847.35	1,170 49	323.14-
SHARES:	SOLD			
	10-16-01			
	ACQUIRED			
MTR GAMING GROUP INC COM	10-11-02	835 62	1,112.90	277 28-
SHARES:	SOLD			
	10-12-01			
	ACQUIRED			
MTR GAMING GROUP INC COM	10-11-02	857 43	1,096 00	238 57-
SHARES:	SOLD			
	10-15-01			
	ACQUIRED			
MTR GAMING GROUP INC COM	10-11-02	857 43	1,072 78	215 35-
SHARES:	SOLD			
	10-11-02			
	ACQUIRED			
MTR GAMING GROUP INC COM	10-15-02	850 53	1,066.67	216 14-
SHARES:	SOLD			
	10-15-02			
	ACQUIRED			
MTR GAMING GROUP INC COM	10-16-02	874 97	1,065 70	190 73-
SHARES:	SOLD			
	10-16-02			
	ACQUIRED			

The Northern Trust Company

50 South LaSalle Street, Chicago, Illinois 60675
(312) 630-6000

03135 ACCOUNT NO 26-08292
SS870 AAB

THE LYNDE AND HARRY BRADLEY FOUNDATION
DAVID L. BABSON & CO.

FEDERAL SCHEDULE OF GAINS AND LOSSES
ACCOUNT TRANSACTIONS TAXABLE DURING THE PERIOD
01-01-02 THROUGH 12-31-02

PAGE
85

<u>DESCRIPTION OF PROPERTY</u>		<u>DATE SOLD/ ACQUIRED</u>	<u>SALES PROCEEDS</u>	<u>COST BASIS</u>	<u>GAIN/LOSS</u>
SHARES:	200 00	SOLD 10-17-02 ACQUIRED 10-29-01	1,784 94	2,004.00	219 06-
MTR GAMING GROUP INC COM					
SHARES	300.00	SOLD 10-18-02 ACQUIRED 10-29-01	2,699.19	3,006.00	306.81-
WILLBROS GROUP INC COM					
SHARES	100.00	SOLD 10-18-02 ACQUIRED 11-13-01	613 88	1,530 96	917.08-
SHARES	100 00	SOLD 10-18-02 ACQUIRED 11-14-01	613.87	1,531.48	917 61-
SHARES:	300.00	SOLD 10-18-02 ACQUIRED 11-29-01	1,841 61	4,517 73	2,676 12-
SHARES:	300 00	SOLD 10-18-02 ACQUIRED 12-21-01	1,841.61	4,590.69	2,749 08-
SHARES:	100 00	SOLD 10-18-02 ACQUIRED 12-27-01	613.87	1,479 00	865 13-
SHARES:	100 00	SOLD 10-18-02 ACQUIRED 05-28-02	613 87	1,752.53	1,138 66-
SHARES:	100.00	SOLD 10-18-02 ACQUIRED 09-25-02	613 88	1,097 13	483 25-

MTR GAMING GROUP INC COM

889

The Northern Trust Company
 50 South LaSalle Street, Chicago, Illinois 60675
 (312) 630-6000

THE LYNDE AND HARRY BRADLEY FOUNDATION
 DAVID L. BABSON & CO

FEDERAL SCHEDULE OF GAINS AND LOSSES
 ACCOUNT TRANSACTIONS TAXABLE DURING THE PERIOD
 01-01-02 THROUGH 12-31-02

03135 ACCOUNT NO. 26-08292
 AAB

SS870

DESCRIPTION OF PROPERTY	DATE SOLD/ ACQUIRED	SALES PROCEEDS	COST BASIS	GAIN/LOSS
GIBRALTAR STEEL CORP	10-21-02 10-29-01	899 83	1,002.00	102 17-
SHARES: 100 00	SOLD			
SHARES: 100 00	ACQUIRED			
GIBRALTAR STEEL CORP	10-24-02 03-12-02	2,059 35	1,872 14	187 21
SHARES: 100.00	SOLD			
SHARES: 100.00	ACQUIRED			
GUITAR CTR INC COM	10-24-02 09-26-02	2,059.34	2,027.38	31 96
SHARES: 100.00	SOLD			
SHARES: 100.00	ACQUIRED			
GIBRALTAR STEEL CORP	10-24-02 12-10-01	4,087.18	2,600 00	1,487 18
SHARES: 200 00	SOLD			
SHARES: 200 00	ACQUIRED			
GIBRALTAR STEEL CORP	10-24-02 12-11-01	6,130.76	3,899 94	2,230 82
SHARES: 300.00	SOLD			
SHARES: 300.00	ACQUIRED			
GIBRALTAR STEEL CORP	10-24-02 01-02-02	2,043 58	1,302.00	741.58
SHARES: 100 00	SOLD			
SHARES: 100 00	ACQUIRED			
GIBRALTAR STEEL CORP	10-24-02 01-03-02	4,087.18	2,599.00	1,488.18
SHARES: 200 00	SOLD			
SHARES: 200 00	ACQUIRED			
GIBRALTAR STEEL CORP	10-25-02 03-13-02	4,110 45	3,739 76	370.69
SHARES: 200 00	SOLD			
SHARES: 200 00	ACQUIRED			

The Northern Trust Company
 50 South LaSalle Street, Chicago, Illinois 60675
 (312) 630-6000

THE LYNDE AND HARRY BRADLEY FOUNDATION
 DAVID L. BABSON & CO.

ACCOUNT NO. 26-08292
 AAB
 SS870

FEDERAL SCHEDULE OF GAINS AND LOSSES
 ACCOUNT TRANSACTIONS TAXABLE DURING THE PERIOD
 01-01-02 THROUGH 12-31-02

DESCRIPTION OF PROPERTY	DATE SOLD/ ACQUIRED	SALES PROCEEDS	COST BASIS	GAIN/LOSS
SHARES; GUITAR CTR INC COM	SOLD 10-25-02 ACQUIRED 03-13-02	6,136.79	5,609.64	527.15
SHARES; GUITAR CTR INC COM	SOLD 10-25-02 ACQUIRED 11-29-01	1,974.44	1,271.00	703.44
SHARES; GUITAR CTR INC COM	SOLD 10-25-02 ACQUIRED 12-03-01	1,974.44	1,270.00	704.44
SHARES; GUITAR CTR INC COM	SOLD 10-25-02 ACQUIRED 11-23-01	1,970.35	1,272.00	698.35
SHARES; GUITAR CTR INC COM	SOLD 10-25-02 ACQUIRED 11-27-01	1,970.35	1,276.85	693.50
SHARES; GUITAR CTR INC COM	SOLD 10-25-02 ACQUIRED 11-27-01	1,970.35	1,292.00	678.35
SHARES; GUITAR CTR INC COM	SOLD 10-25-02 ACQUIRED 11-28-01	3,940.70	2,592.00	1,348.70
SHARES; GUITAR CTR INC COM	SOLD 10-28-02 ACQUIRED 11-20-01	5,970.99	3,767.76	2,203.23

The Northern Trust Company
 50 South LaSalle Street, Chicago, Illinois 60675
 (312) 630-6000

THE LYNDE AND HARRY BRADLEY FOUNDATION
 DAVID L. BABSON & CO.

03135 ACCOUNT NO. 26-08292
 AAB

FEDERAL SCHEDULE OF GAINS AND LOSSES
 ACCOUNT TRANSACTIONS TAXABLE DURING THE PERIOD
 01-01-02 THROUGH 12-31-02

DESCRIPTION OF PROPERTY	DATE SOLD/ ACQUIRED	SALES PROCEEDS	COST BASIS	GAIN/LOSS
JARDEN CORP COM SHARES:	SOLD 10-28-02 ACQUIRED 11-21-01	9,951 64	6,205 85	3,745 79
JARDEN CORP COM SHARES:	SOLD 10-28-02 ACQUIRED 10-28-02	2,367 42	2,555 29	187 87-
JARDEN CORP COM SHARES:	SOLD 10-29-02 ACQUIRED 02-13-02	6,997 10	2,857 50	4,139 60
GUITAR CTR INC COM SHARES:	SOLD 10-29-02 ACQUIRED 11-16-01	1,946.83	1,158.00	788 83
JARDEN CORP COM SHARES:	SOLD 10-29-02 ACQUIRED 10-29-02	3,893 66	2,360.00	1,533.66
JARDEN CORP COM SHARES:	SOLD 10-29-02 ACQUIRED 02-13-02	38,809.83	16,192.50	22,617 33
JARDEN CORP COM SHARES:	SOLD 10-30-02 ACQUIRED 02-13-02	9,608 47	3,810 00	5,798.47

The Northern Trust Company
 50 South LaSalle Street, Chicago, Illinois 60675
 (312) 630-6000

THE LYNDE AND HARRY BRADLEY FOUNDATION
 DAVID L. BABSON & CO

FEDERAL SCHEDULE OF GAINS AND LOSSES
 ACCOUNT TRANSACTIONS TAXABLE DURING THE PERIOD
 01-01-02 THROUGH 12-31-02

03135 ACCOUNT NO 26-08292
 SS870 AAB

DESCRIPTION OF PROPERTY	DATE SOLD/ ACQUIRED	SALES PROCEEDS	COST BASIS	GAIN/LOSS
SHARES: SOUTHWEST WTR CO COM	SOLD 10-30-02 ACQUIRED 03-05-02	4,804 23	1,905 00	2,899.23
SHARES: GIBRALTAR STEEL CORP	SOLD 10-31-02 ACQUIRED 03-11-02	2,068.93	1,868 33	200 60
SHARES: JARDEN CORP COM	SOLD 10-31-02 ACQUIRED 02-12-02	4,829.85	1,880.00	2,949.85
SHARES: GIBRALTAR STEEL CORP	SOLD 11-01-02 ACQUIRED 05-11-02	4,249 29	3,736.66	512.63
SHARES: KORN / FERRY INTL COM NEW	SOLD 11-01-02 ACQUIRED 04-16-02	6,081.21	10,591 30	4,510.09-

#954228191023
 HEIDRICK & STRUGGLES INTL INC COM ISIN

The Northern Trust Company
 50 South LaSalle Street, Chicago, Illinois 60675
 (312) 630-6000

THE LYNDE AND HARRY BRADLEY FOUNDATION
 DAVID L BABSON & CO

03135 ACCOUNT NO. 26-08292
 AAB SS870

FEDERAL SCHEDULE OF GAINS AND LOSSES
 ACCOUNT TRANSACTIONS TAXABLE DURING THE PERIOD
 01-01-02 THROUGH 12-31-02

DESCRIPTION OF PROPERTY	DATE SOLD/ ACQUIRED	SALES PROCEEDS	COST BASIS	GAIN/LOSS
SHARES: SOLD 11-01-02 100.00 ACQUIRED 04-19-02 100.00	11-01-02 04-19-02	826.13	1,105.12	278.99-
SOUTHWEST WTR CO COM				
SHARES: SOLD 11-01-02 100.00 ACQUIRED 04-19-02 100.00	11-01-02 04-19-02	826.13	1,125.90	299.77-
STEINER LEISURE LTD COM STK USD0.01				
SHARES: SOLD 11-01-02 100.00 ACQUIRED 09-25-02 100.00	11-01-02 09-25-02	1,448.86	1,440.52	8.34
GIBALTAR STEEL CORP				
SHARES: SOLD 11-04-02 600.00 ACQUIRED 10-15-02 600.00	11-04-02 10-15-02	9,197.90	9,009.90	188.00
HEIDRICK & STRUGGLES INTL INC COM ISIN #954228191023				
SHARES: SOLD 11-04-02 100.00 ACQUIRED 03-14-02 100.00	11-04-02 03-14-02	2,145.66	1,863.55	282.11
STEINER LEISURE LTD COM STK USD0.01				
SHARES: SOLD 11-04-02 100.00 ACQUIRED 05-28-02 100.00	11-04-02 05-28-02	1,241.84	2,107.60	865.76-

The Northern Trust Company
 50 South LaSalle Street, Chicago, Illinois 60675
 (312) 630-6000

03135 ACCOUNT NO 26-08292 THE LYNDE AND HARRY BRADLEY FOUNDATION
 SS870 AAB DAVID L. BABSON & CO.

FEDERAL SCHEDULE OF GAINS AND LOSSES
 ACCOUNT TRANSACTIONS TAXABLE DURING THE PERIOD
 01-01-02 THROUGH 12-31-02

DESCRIPTION OF PROPERTY	DATE SOLD/ ACQUIRED	SALES PROCEEDS	COST BASIS	GAIN/LOSS
SHARES:	11-05-02 SOLD 100 00	1,501.07	1,438.00	63 07
SHARES:	11-05-02 SOLD 300 00	4,503.23	4,350 00	153 23
SHARES:	11-05-02 SOLD 500.00	7,505 37	7,266.85	238.52
HEIDRICK & STRUGGLES INTL INC COM ISIN #954228191023	11-05-02 SOLD 100 00	1,227.31	2,046.51	819.20-
KORN / FERRY INTL COM NEW	11-05-02 SOLD 100.00	868.63	1,095 44	226.81-
TWETER HOME ENVTM GROUP INC COM	11-05-02 SOLD 200.00	1,611.11	5,606.44	3,995.33-
SHARES:	11-05-02 SOLD 100 00	805 55	2,866.00	2,060 45-
SHARES:	11-05-02 SOLD 100 00	805.56	1,907.30	1,101 74-

#REORG/BROOKS PRI AUTOMATION INC NAME
 CHANGE TO BROOKS AUTOMATION SEC #2001717
 EFF 2/28/03

The Northern Trust Company
 50 South LaSalle Street, Chicago, Illinois 60675
 (312) 630-6000

THE LYNDE AND HARRY BRADLEY FOUNDATION
 DAVID L. BARSON & CO

FEDERAL SCHEDULE OF GAINS AND LOSSES
 ACCOUNT TRANSACTIONS TAXABLE DURING THE PERIOD
 01-01-02 THROUGH 12-31-02

03135 ACCOUNT NO. 26-08292
 AAB

DESCRIPTION OF PROPERTY	DATE SOLD/ ACQUIRED	SALES PROCEEDS	COST BASIS	GAIN/LOSS
SHARES:	11-06-02	1,502.80	3,570.00	2,067.20-
ACQUIRED	11-13-01			
SHARES:	11-06-02	1,502.81	4,093.69	2,590.88-
ACQUIRED	12-21-01			
SHARES:	11-06-02	1,502.80	3,075.22	1,572.42-
SOLD	11-06-02			
ACQUIRED	05-28-02			
GIBRALTAR STEEL CORP				
SHARES:	11-06-02	2,134.93	1,860.50	274.43
SOLD	11-06-02			
ACQUIRED	03-13-02			
KORN / FERRY INTL COM NEW				
SHARES:	11-06-02	849.45	1,080.25	230.80-
SOLD	11-06-02			
ACQUIRED	04-17-02			
TWEETER HOME ENTMT GROUP INC COM				
SHARES:	11-06-02	823.48	1,785.29	961.81-
SOLD	11-06-02			
ACQUIRED	11-13-01			
TWEETER HOME ENTMT GROUP INC COM				
SHARES:	11-07-02	828.68	1,785.29	956.61-
SOLD	11-07-02			
ACQUIRED	11-13-01			
AAON INC COM PAR #0.004				

The Northern Trust Company
 50 South LaSalle Street, Chicago, Illinois 60675
 (312) 630-6000

THE LYNDE AND HARRY BRADLEY FOUNDATION
 DAVID L. BABSON & CO

03135 ACCOUNT NO. 26-08292
 AAB

FEDERAL SCHEDULE OF GAINS AND LOSSES
 ACCOUNT TRANSACTIONS TAXABLE DURING THE PERIOD
 01-01-02 THROUGH 12-31-02

DESCRIPTION OF PROPERTY	DATE SOLD/ ACQUIRED	SALES PROCEEDS	COST BASIS	GAIN/LOSS
SHARES: 150 00 SOLD 11-11-02 ACQUIRED 05-28-02		2,791 79	3,082 96	291 17-
SHARES: 50.00 SOLD 11-11-02 ACQUIRED 06-14-02		930 59	979 29	48 70-
AAON INC COM PAR \$0.004				
SHARES: 50.00 SOLD 11-12-02 ACQUIRED 06-14-02		922 47	979 28	56.81-
SHARES: 150.00 SOLD 11-12-02 ACQUIRED 07-15-02		2,767 41	2,622 27	145.14
#REORG/BROOKS PRI AUTOMATION INC NAME CHANGE TO BROOKS AUTOMATION SEC #2001717 EFF 2/28/03				
SHARES: 100 00 SOLD 11-12-02 ACQUIRED 06-14-02		1,351 53	2,544 33	1,192.80-
#REORG/BROOKS PRI AUTOMATION INC NAME CHANGE TO BROOKS AUTOMATION SEC #2001717 EFF 2/28/03				
SHARES: 100 00 SOLD 11-14-02 ACQUIRED 07-18-02		1,245 56	2,143 18	897 62-
SHARES: 100 00 SOLD 11-14-02 ACQUIRED 09-25-02		1,245.56	1,205 27	40 29
STEINER LEISURE LTD COM STK USD0.01				

The Northern Trust Company
 50 South LaSalle Street, Chicago, Illinois 60675
 (312) 630-6000

THE LYNDE AND HARRY BRADLEY FOUNDATION
 DAVID L. BABSON & CO

03135 ACCOUNT NO 26-08292
 SS870 AAB

FEDERAL SCHEDULE OF GAINS AND LOSSES
 ACCOUNT TRANSACTIONS TAXABLE DURING THE PERIOD
 01-01-02 THROUGH 12-31-02

DATE SOLD/ ACQUIRED	SALES PROCEEDS	COST BASIS	GAIN/LOSS	DESCRIPTION OF PROPERTY
11-14-02 SOLD 10-14-02 ACQUIRED	1,482.46	1,370.50	111.96	SHARES: KORN / FERRY INTL COM NEW
11-14-02 SOLD 10-16-02 ACQUIRED	10,377.18	10,066.00	311.18	SHARES: KORN / FERRY INTL COM NEW
11-14-02 SOLD 11-14-02 ACQUIRED	863.97	1,078.00	214.03-	SHARES: KORN / FERRY INTL COM NEW
11-14-02 SOLD 11-14-02 ACQUIRED	863.97	1,076.09	212.12-	SHARES: KORN / FERRY INTL COM NEW
11-15-02 SOLD 05-06-02 ACQUIRED	868.97	1,075.00	206.03-	SHARES TWEETER HOME ENTMT GROUP INC COM
11-15-02 SOLD 05-21-02 ACQUIRED	868.97	1,072.42	203.45-	SHARES STEINER LEISURE LTD COM STK USD0.01
11-25-02 SOLD 06-14-02 ACQUIRED	2,090.17	3,321.32	1,231.15-	SHARES

The Northern Trust Company
 50 South LaSalle Street, Chicago, Illinois 60675
 (312) 630-6000

THE LYNDE AND HARRY BRADLEY FOUNDATION
 DAVID L. BABSON & CO

03135 ACCOUNT NO 26-08292
 SS870 AAB

FEDERAL SCHEDULE OF GAINS AND LOSSES
 ACCOUNT TRANSACTIONS TAXABLE DURING THE PERIOD
 01-01-02 THROUGH 12-31-02

PAGE 95

DESCRIPTION OF PROPERTY	DATE SOLD/ ACQUIRED	SALES PROCEEDS	COST BASIS	GAIN/LOSS
SHARES: SOLD 12-02-02 100.00 ACQUIRED 10-09-02	12-02-02	1,349 25	1,305 00	44 25
STEINER LEISURE LTD COM STK USD0 01				
SHARES: SOLD 12-03-02 100 00 ACQUIRED 10-03-02	12-03-02	1,315 66	1,272 00	43 66
WELLCHOICE INC COM COM				
SHARES: SOLD 12-03-02 100.00 ACQUIRED 11-07-02	12-03-02	2,448.42	2,500.00	51.58-
STEINER LEISURE LTD COM STK USD0.01				
SHARES: SOLD 12-04-02 200.00 ACQUIRED 10-03-02	12-04-02	2,411 92	2,544 00	132 08-
STEINER LEISURE LTD COM STK USD0 01				
SHARES: SOLD 12-04-02 200 00 ACQUIRED 10-03-02	12-04-02	2,407 69	2,542 00	134 31-
WELLCHOICE INC COM COM				
SHARES: SOLD 12-04-02 100 00 ACQUIRED 10-03-02	12-04-02	1,203 84	1,272 00	68 16-
WELLCHOICE INC COM COM				
SHARES: SOLD 12-04-02 100 00 ACQUIRED 11-07-02	12-04-02	2,479 70	2,500 00	20 30-

HEIDRICK & STRUGGLES INTL INC COM ISIN #954228191023

869

The Northern Trust Company
 50 South LaSalle Street, Chicago, Illinois 60675
 (312) 630-6000

THE LYNDE AND HARRY BRADLEY FOUNDATION
 DAVID L. BABSON & CO.

03135 ACCOUNT NO. 26-08292
 AAB SS870

FEDERAL SCHEDULE OF GAINS AND LOSSES
 ACCOUNT TRANSACTIONS TAXABLE DURING THE PERIOD
 01-01-02 THROUGH 12-31-02

DESCRIPTION OF PROPERTY	DATE SOLD/ ACQUIRED	SALES PROCEEDS	COST BASIS	GAIN/LOSS
SHARES: KORN / FERRY INTL COM NEW	12-05-02 SOLD 100.00 03-13-02 ACQUIRED	1,454 95	2,046 51	591 56-
SHARES: KORN / FERRY INTL COM NEW	12-05-02 SOLD 100.00 05-22-02 ACQUIRED	842 35	1,069.66	227 31-
SHARES: KORN / FERRY INTL COM NEW	12-11-02 SOLD 100 00 04-18-02 ACQUIRED	770.47	1,066.12	295.65-
HEIDRICK & STRUGGLES INTL INC COM ISIN #954228191023 SHARES: KORN / FERRY INTL COM NEW	12-11-02 SOLD 100 00 03-13-02 ACQUIRED	1,414 95	2,046 51	631 56-
SHARES: KORN / FERRY INTL COM NEW	12-11-02 SOLD 100 00 04-24-02 ACQUIRED	753 97	1,060 03	306 06-
HEIDRICK & STRUGGLES INTL INC COM ISIN #954228191023 SHARES: KORN / FERRY INTL COM NEW	12-12-02 SOLD 100 00 03-13-02 ACQUIRED	1,442 01	2,042.96	600 95-

The Northern Trust Company
 50 South LaSalle Street, Chicago, Illinois 60675
 (312) 630-6000

THE LYNDE AND HARRY BRADLEY FOUNDATION
 DAVID L. BABSON & CO.

FEDERAL SCHEDULE OF GAINS AND LOSSES
 ACCOUNT TRANSACTIONS TAXABLE DURING THE PERIOD
 01-01-02 THROUGH 12-31-02

0335 ACCOUNT NO. 26-08292
 AAB SS870

DESCRIPTION OF PROPERTY	DATE SOLD/ ACQUIRED	SALES PROCEEDS	COST BASIS	GAIN/LOSS
SHARES:	12-12-02	1,442 00	2,046.51	604 51-
KORN / FERRY INTL COM NEW	12-13-02	743 47	1,060 03	316 56-
HEIDRICK & STRUGGLES INTL INC COM ISIN #954228191023	12-16-02	1,414.95	2,011 00	596.05-
SHARES:	12-16-02	5 82	4.54	1.28
STERLING BANCORP COM	09-26-02			
SHARES:	12-17-02	13,825 86	13,083 36	742 50
ABLE LABORATORIES INC COM NEW	12-06-02			
SHARES:	12-18-02	951.53	3,486.92	2,535.39-
RES-CARE INC	12-21-01			

FEDERAL SCHEDULE OF GAINS AND LOSSES
 ACCOUNT TRANSACTIONS TAXABLE DURING THE PERIOD
 01-01-02 THROUGH 12-31-02

DESCRIPTION OF PROPERTY	DATE SOLD/ ACQUIRED	SALES PROCEEDS	COST BASIS	GAIN/LOSS
SHARES: 100.00	SOLD 12-18-02 ACQUIRED 12-21-01	237.88	858.67	620.79-
SHARES: 100.00	SOLD 12-18-02 ACQUIRED 12-24-01	237.88	881.00	643.12-
SHARES: 200.00	SOLD 12-18-02 ACQUIRED 12-27-01	475.77	1,734.00	1,258.23-
SHARES: 100.00	SOLD 12-18-02 ACQUIRED 05-21-02	237.88	872.96	635.08-
SHARES: 400.00	SOLD 12-18-02 ACQUIRED 05-28-02	951.54	3,352.92	2,401.38-
CIMA LABS INC COM SHARES: 100.00	SOLD 12-19-02 ACQUIRED 05-30-02	2,453.61	2,755.00	301.39-
HEIDRICK & STRUGGLES INTL INC COM ISIN #954228191023 SHARES: 100.00	SOLD 12-19-02 ACQUIRED 05-02-02	1,414.95	2,003.58	588.63-
RES-CARE INC SHARES: 300.00	SOLD 12-19-02 ACQUIRED 07-15-02	786.51	1,784.70	998.19-

The Northern Trust Company
 50 South LaSalle Street, Chicago, Illinois 60675
 (312) 630-6000

THE LYNDE AND HARRY BRADLEY FOUNDATION
 DAVID L. BABSON & CO.

FEDERAL SCHEDULE OF GAINS AND LOSSES
 ACCOUNT TRANSACTIONS TAXABLE DURING THE PERIOD
 01-01-02 THROUGH 12-31-02

03135 ACCOUNT NO. 26-08292
 AAB

SS870

DATE SOLD/ ACQUIRED	SALES PROCEEDS	COST BASIS	GAIN/LOSS	DESCRIPTION OF PROPERTY
12-19-02 SOLD 07-17-02 ACQUIRED	262 19	602 09	339 90-	SHARES: 100 00 HEIDRICK & STRUGGLES INTL INC COM ISIN #954228191023
12-30-02 SOLD 03-14-02 ACQUIRED	1,495 52	2,003.00	507 48-	SHARES: 100.00 KORN / FERRY INTL COM NEW
12-30-02 SOLD 05-02-02 ACQUIRED	1,495 52	2,003 58	508 06-	SHARES: 100.00 KORN / FERRY INTL COM NEW
12-30-02 SOLD 05-01-02 ACQUIRED	750 28	1,059.24	308 96-	SHARES: 100 00 HEIDRICK & STRUGGLES INTL INC COM ISIN #954228191023
12-31-02 SOLD 03-14-02 ACQUIRED	2,938 03	4,004 00	1,065 97-	SHARES: 200.00 KORN / FERRY INTL COM NEW
12-31-02 SOLD 05-01-02 ACQUIRED	2,938.03	3,982 72	1,044,69-	SHARES: 200 00 KORN / FERRY INTL COM NEW
12-31-02 SOLD 05-03-02 ACQUIRED	1,469.01	2,002.50	533,49-	SHARES: 100.00 KORN / FERRY INTL COM NEW

The Northern Trust Company
 50 South LaSalle Street, Chicago, Illinois 60675
 (312) 630-6000

03135 ACCOUNT NO. 26-08292
 AAB

THE LYNDE AND HARRY BRADLEY FOUNDATION
 DAVID L. BABSON & CO.

FEDERAL SCHEDULE OF GAINS AND LOSSES
 ACCOUNT TRANSACTIONS TAXABLE DURING THE PERIOD
 01-01-02 THROUGH 12-31-02

DESCRIPTION OF PROPERTY		DATE SOLD/ ACQUIRED	SALES PROCEEDS	COST BASIS	GAIN/LOSS
SHARES:	100 00	SOLD 12-31-02 ACQUIRED 04-18-02	749.19	1,059.00	309.81-
SHARES:	100 00	SOLD 12-31-02 ACQUIRED 04-25-02	749.18	1,057.50	308.32-
SUB-TOTAL			2,290,714.09	2,129,266.64	161,447.45
TOTAL SHORT TERM CAPITAL GAIN/LOSS-			2,290,714.09	2,129,266.64	161,447.45

DESCRIPTION OF PROPERTY		DATE SOLD/ ACQUIRED	SALES PROCEEDS	COST BASIS	GAIN/LOSS
SHARES:	100 00	SOLD 01-24-02 ACQUIRED 01-03-01	1,998.71	1,807.25	191.46
DOWEAL GROUP INC CL B					
SHARES:	33 00	SOLD 01-25-02 ACQUIRED 12-26-00	330.36	903.38	573.02-
SHARES:	134.00	SOLD 01-25-02 ACQUIRED 12-28-00	1,341.46	3,725.00	2,383.54-
AZZ INC COM					
LONG TERM CAPITAL GAINS AND LOSSES					
AZZ INC COM					

The Northern Trust Company
 50 South LaSalle Street, Chicago, Illinois 60675
 (312) 630-6000

THE LYNDE AND HARRY BRADLEY FOUNDATION
 DAVID L. BABSON & CO

03155 ACCOUNT NO. 26-08292
 SS870 AAB

FEDERAL SCHEDULE OF GAINS AND LOSSES
 ACCOUNT TRANSACTIONS TAXABLE DURING THE PERIOD
 01-01-02 THROUGH 12-31-02

PAGE 101

28% RATE
 GAIN/LOSS

0.00

GAIN/LOSS
 276.56

COST
 BASIS
 3,572.06

SALES
 PROCEEDS
 3,848.62

SOLD
 ACQUIRED
 01-28-02
 12-27-00

SHARES: 200.00

DONEGAL GROUP INC CL B

SOLD
 ACQUIRED
 01-29-02
 12-26-00

SHARES: 67.00

#REORG CROSSMAN COMMUNITIES INC CASH &
 STK MGR TO BEAZER HOMES USA 2059181
 4/24/02

0.00

1,172.50-

1,834.12

661.62

SOLD
 ACQUIRED
 01-30-02
 11-20-00

SHARES: 200.00

SOLD
 ACQUIRED
 01-30-02
 11-30-00

SHARES: 700.00

SOLD
 ACQUIRED
 01-30-02
 12-06-00

SHARES: 200.00

SOLD
 ACQUIRED
 01-30-02
 12-07-00

SHARES: 600.00

SOLD
 ACQUIRED
 01-30-02
 12-21-00

SHARES: 300.00

FTI CONSULTING INC COM

13,187.41

26,374.83

8,791.60

30,770.63

8,791.61

6,262.50

11,837.52

3,875.00

13,387.50

3,750.00

6,924.91

14,537.31

4,916.60

17,383.13

5,041.61

0.00

0.00

0.00

0.00

0.00

40L

The Northern Trust Company
 50 South LaSalle Street, Chicago, Illinois 60675
 (312) 630-6000

THE LYNDE AND HARRY BRADLEY FOUNDATION
 DAVID L BABSON & CO

03135 ACCOUNT NO. 26-08292
 AAB SS870

FEDERAL SCHEDULE OF GAINS AND LOSSES
 ACCOUNT TRANSACTIONS TAXABLE DURING THE PERIOD
 01-01-02 THROUGH 12-31-02

28% RATE GAIN/LOSS

0.00

2,208.98

662.82

2,871.80

15,000.00

35,261.31

20,261.31

0.00

8,784.54

2,651.28

11,435.82

0.00

8,784.54

6,650.00

5,782.67

0.00

867.33-

1,875.00

2,555.93

0.00

2,555.93

0.00

2,555.93

0.00

2,555.93

0.00

2,555.93

0.00

2,555.93

0.00

2,555.93

0.00

2,555.93

0.00

2,555.93

SOL

The Northern Trust Company
 50 South LaSalle Street, Chicago, Illinois 60675
 (312) 630-6000

THE LYNDE AND HARRY BRADLEY FOUNDATION
 DAVID L. BABSON & CO.

FEDERAL SCHEDULE OF GAINS AND LOSSES
 ACCOUNT TRANSACTIONS TAXABLE DURING THE PERIOD
 01-01-02 THROUGH 12-31-02

PAGE 103

28% RATE
 GAIN/LOSS

DATE SOLD/ ACQUIRED	SALES PROCEEDS	COST BASIS	GAIN/LOSS	28% RATE GAIN/LOSS	DESCRIPTION OF PROPERTY
02-04-02 ACQUIRED 11-20-00	8,781.94	1,988.46	6,793.48	0.00	SHARES BOSTON PRIVATE FINL HLDGS INC COM
02-05-02 SOLD 11-20-00	4,204.50	3,537.50	667.00	0.00	SHARES KNIGHT TRANSN INC COM
02-07-02 SOLD 01-30-01	2,006.30	1,035.61	970.69	0.00	SHARES AZZ INC COM
02-08-02 SOLD 12-13-00	1,906.97	1,873.75	33.22	0.00	SHARES KNIGHT TRANSN INC COM
02-08-02 SOLD 01-30-01	3,501.53	1,788.89	1,712.64	0.00	SHARES AZZ INC COM
02-08-02 SOLD 01-30-01	2,501.10	1,294.52	1,206.58	0.00	SHARES AZZ INC COM
02-14-02 SOLD 12-13-00	3,820.84	3,747.50	73.34	0.00	SHARES AZZ INC COM

901

The Northern Trust Company
 50 South LaSalle Street, Chicago, Illinois 60675
 (312) 630-6000

THE LYNDE AND HARRY BRADLEY FOUNDATION
 DAVID L. BABSON & CO.

03135 ACCOUNT NO 26-08292
 SS870 AAB

FEDERAL SCHEDULE OF GAINS AND LOSSES
 ACCOUNT TRANSACTIONS TAXABLE DURING THE PERIOD
 01-01-02 THROUGH 12-31-02

DATE SOLD/
 ACQUIRED

SALES
 PROCEEDS

COST
 BASIS

GAIN/LOSS

28% RATE
 GAIN/LOSS

DESCRIPTION OF PROPERTY	DATE SOLD/ ACQUIRED	SALES PROCEEDS	COST BASIS	GAIN/LOSS	28% RATE GAIN/LOSS
SHARES: SOLD 02-15-02 ACQUIRED 12-12-00	02-15-02 12-12-00	11,211.37	11,205.00	6.37	0.00
SHARES: SOLD 02-15-02 ACQUIRED 12-13-00	02-15-02 12-13-00	3,737.12	3,747.50	10.38-	0.00
AZZ INC COM					
SHARES: SOLD 02-19-02 ACQUIRED 12-12-00	02-19-02 12-12-00	3,693.94	3,735.00	41.06-	0.00
SOUTHWEST WTR CO COM					
SHARES: SOLD 02-19-02 ACQUIRED 12-28-00	02-19-02 12-28-00	6,635.65	5,937.52	698.13	0.00
SHARES: SOLD 02-19-02 ACQUIRED 02-16-01	02-19-02 02-16-01	4,400.48	3,966.33	434.15	0.00
AZZ INC COM					
SHARES: SOLD 02-20-02 ACQUIRED 12-12-00	02-20-02 12-12-00	3,739.94	3,735.00	4.94	0.00
SOUTHWEST WTR CO COM					
SHARES: SOLD 02-20-02 ACQUIRED 12-28-00	02-20-02 12-28-00	5,588.11	5,000.01	588.10	0.00
AZZ INC COM					

The Northern Trust Company
 50 South LaSalle Street, Chicago, Illinois 60675
 (312) 630-6000

THE LYNDE AND HARRY BRADLEY FOUNDATION
 DAVID L. BABSON & CO.

03135 ACCOUNT NO 26-08292
 AAB

FEDERAL SCHEDULE OF GAINS AND LOSSES
 ACCOUNT TRANSACTIONS TAXABLE DURING THE PERIOD
 01-01-02 THROUGH 12-31-02

DATE SOLD/ ACQUIRED	SALES PROCEEDS	COST BASIS	GAIN/LOSS	28% RATE GAIN/LOSS	DESCRIPTION OF PROPERTY
02-21-02 SOLD 12-12-00 ACQUIRED	3,761.18	3,735.00	26.18	0.00	SHARES: 200.00 SOUTHWEST WTR CO COM
02-21-02 SOLD 12-28-00 ACQUIRED	611.61	546.88	64.73	0.00	SHARES: 43.75 AZZ INC COM
02-27-02 SOLD 12-11-00 ACQUIRED	1,719.88	1,833.13	113.25-	0.00	SHARES: 100.00 AZZ INC COM
02-27-02 SOLD 12-12-00 ACQUIRED	1,719.88	1,867.50	147.62-	0.00	SHARES: 100.00 AZZ INC COM
03-01-02 SOLD 12-11-00 ACQUIRED	3,337.70	3,666.26	328.56-	0.00	SHARES: 200.00 PEDIATRIX MED GROUP COM
03-01-02 SOLD 12-12-00 ACQUIRED	3,831.94	2,000.64	1,831.30	0.00	SHARES: 100.00 PEDIATRIX MED GROUP COM
03-01-02 SOLD 12-01-00 ACQUIRED	7,533.89	3,512.00	4,021.89	0.00	SHARES: 200.00 PEDIATRIX MED GROUP COM

The Northern Trust Company
 50 South LaSalle Street, Chicago, Illinois 60675
 (312) 630-6000

03135 ACCOUNT NO. 26-08292 THE LYNDE AND HARRY BRADLEY FOUNDATION
 SS870 AAB DAVID L. BABSON & CO.

FEDERAL SCHEDULE OF GAINS AND LOSSES
 ACCOUNT TRANSACTIONS TAXABLE DURING THE PERIOD
 01-01-02 THROUGH 12-31-02

DATE SOLD/ ACQUIRED	SALES PROCEEDS	COST BASIS	GAIN/LOSS	28% RATE GAIN/LOSS	DESCRIPTION OF PROPERTY
03-01-02 ACQUIRED 12-12-00	3,766.94	2,000.64	1,766.30	0.00	SHARES: 100 00 SOLD 03-01-02 ACQUIRED 12-12-00 PEDIATRIX MED GROUP COM
03-04-02 ACQUIRED 12-01-00	15,275.73	7,024.00	8,251.73	0.00	SHARES: 400 00 SOLD 03-04-02 ACQUIRED 12-01-00 AZZ INC COM
03-05-02 ACQUIRED 12-06-00	1,680.88	1,821.18	140.30-	0.00	SHARES: 100 00 SOLD 03-05-02 ACQUIRED 12-06-00 AZZ INC COM
03-05-02 ACQUIRED 12-11-00	1,680.88	1,833.13	152.25-	0.00	SHARES: 100 00 SOLD 03-05-02 ACQUIRED 12-11-00 AZZ INC COM
03-06-02 ACQUIRED 12-06-00	1,664.29	1,821.18	156.89-	0.00	SHARES: 100 00 SOLD 03-06-02 ACQUIRED 12-06-00 SOUTHWEST WTR CO COM
03-06-02 ACQUIRED 01-08-01	366.39	325.00	41.39	0.00	SHARES: 26 25 SOLD 03-06-02 ACQUIRED 01-08-01 AZZ INC COM
03-07-02 ACQUIRED 12-07-00	1,660.97	1,817.50	156.53-	0.00	SHARES: 100 00 SOLD 03-07-02 ACQUIRED 12-07-00 SOUTHWEST WTR CO COM

The Northern Trust Company
 50 South LaSalle Street, Chicago, Illinois 60675
 (312) 630-6000

THE LYNDE AND HARRY BRADLEY FOUNDATION
 DAVID L BABSON & CO.

FEDERAL SCHEDULE OF GAINS AND LOSSES
 ACCOUNT TRANSACTIONS TAXABLE DURING THE PERIOD
 01-01-02 THROUGH 12-31-02

03135 ACCOUNT NO 26-08292
 SS870 AAB

DATE SOLD/
 ACQUIRED SALES
 COST BASIS GAIN/LOSS 28% RATE

DESCRIPTION OF PROPERTY	DATE SOLD/ ACQUIRED	SALES	COST BASIS	GAIN/LOSS	28% RATE
SHARES: AAZZ INC COM	03-08-02 SOLD 03-08-02 ACQUIRED	1,686 40	1,817 50	131 10-	0 00
SHARES: AAZZ INC COM	03-08-02 SOLD 01-03-01 ACQUIRED	1,686 41	1,807 25	120.84-	0 00
SHARES: STEWART INFORMATION SVCS CORP COM	03-11-02 SOLD 12-21-00 ACQUIRED	18,949 71	20,622 50	1,672.79-	0 00
SHARES: AAZZ INC COM	03-11-02 SOLD 03-11-02 ACQUIRED	1,894 97	2,103 31	208.34-	0 00
SHARES: AAZZ INC COM	03-11-02 SOLD 02-15-01 ACQUIRED	5,684 92	6,239.22	554 30-	0 00
SHARES: MID-ATLANTIC RLTY TR SH BEN INT COMMON STOCK	03-12-02 SOLD 12-27-00 ACQUIRED	3,489.95	3,572 06	82.11-	0 00

The Northern Trust Company
 50 South LaSalle Street, Chicago, Illinois 60675
 (312) 630-6000

03135 ACCOUNT NO. 26-08292
 AAB

THE LYNDE AND HARRY BRADLEY FOUNDATION
 DAVID L. BARSON & CO.

FEDERAL SCHEDULE OF GAINS AND LOSSES
 ACCOUNT TRANSACTIONS TAXABLE DURING THE PERIOD
 01-01-02 THROUGH 12-31-02

PAGE 108

DESCRIPTION OF PROPERTY	DATE SOLD/ ACQUIRED	SALES PROCEEDS	COST BASIS	GAIN/LOSS	28% RATE GAIN/LOSS
ASTRONICS CORP COM	03-12-02 SOLD 12-28-00 ACQUIRED	1,499.99	1,249.74	250.25	0 00
ASTRONICS CORP COM	03-13-02 SOLD 12-28-00 ACQUIRED	1,967.97	1,942.49	25.48	0 00
SOUTHWEST WTR CO COM	03-13-02 SOLD 01-08-01 ACQUIRED	70.53	61.90	8.63	0.00
WOODHEAD INDS INC COM	03-13-02 SOLD 12-21-00 ACQUIRED	19,979.70	22,650.00	2,670.30	0 00
ASTRONICS CORP COM	03-13-02 SOLD 12-27-00 ACQUIRED	1,664.97	1,925.00	260.03	0 00
ASTRONICS CORP COM	03-15-02 SOLD 12-28-00 ACQUIRED	982.38	971.25	11.13	0 00
SOUTHWEST WTR CO COM	03-15-02 SOLD 12-27-00 ACQUIRED	985.58	776.67	208.91	0.00
SOUTHWEST WTR CO COM					

111

The Northern Trust Company
 50 South LaSalle Street, Chicago, Illinois 60675
 (312) 630-6000

THE LYNDE AND HARRY BRADLEY FOUNDATION
 DAVID L. BABSON & CO

03135 ACCOUNT NO 26-08292
 AAB SS870

FEDERAL SCHEDULE OF GAINS AND LOSSES
 ACCOUNT TRANSACTIONS TAXABLE DURING THE PERIOD
 01-01-02 THROUGH 12-31-02

DATE SOLD/ ACQUIRED	SALES PROCEEDS	COST BASIS	GAIN/LOSS	28% RATE	DESCRIPTION OF PROPERTY
03-18-02 SOLD 12-27-00 ACQUIRED	1,429.97	1,109.52	320.45	0.00	SHARES ASTRONICS CORP COM
03-19-02 SOLD 12-22-00 ACQUIRED	966.48	963.50	2.98	0.00	SHARES: ASTRONICS CORP COM
03-19-02 SOLD 12-27-00 ACQUIRED	1,420.37	1,109.52	310.85	0.00	SHARES: SOUTHWEST WTR CO COM
03-21-02 SOLD 12-22-00 ACQUIRED	1,863.97	1,926.99	63.02-	0.00	SHARES: ASTRONICS CORP COM
03-21-02 SOLD 12-29-00 ACQUIRED	1,863.97	1,920.00	56.03-	0.00	SHARES: ASTRONICS CORP COM
03-22-02 SOLD 12-29-00 ACQUIRED	925.48	960.00	34.52-	0.00	SHARES: ASTRONICS INSTNS INC COM
03-25-02 SOLD 12-07-00 ACQUIRED	12,783.54	6,182.46	6,601.08	0.00	SHARES: FINANCIAL INSTNS INC COM

The Northern Trust Company
 50 South LaSalle Street, Chicago, Illinois 60675
 (312) 630-6000

03135 ACCOUNT NO. 26-08292
 AAB

THE LYNDE AND HARRY BRADLEY FOUNDATION
 DAVID L. BABSON & CO

FEDERAL SCHEDULE OF GAINS AND LOSSES
 ACCOUNT TRANSACTIONS TAXABLE DURING THE PERIOD
 01-01-02 THROUGH 12-31-02

DESCRIPTION OF PROPERTY	DATE SOLD/ ACQUIRED	SALES PROCEEDS	COST BASIS	GAIN/LOSS	28% RATE GAIN/LOSS
SHARES; ASTRONICS CORP COM	SOLD 03-25-02 ACQUIRED 12-14-00	1,420.39	693.75	726.64	0.00
SHARES; ASTRONICS CORP COM	SOLD 03-28-02 ACQUIRED 12-21-00	904.18	955.00	50.82-	0.00
SHARES SOUTHWEST MTR CO COM	SOLD 03-28-02 ACQUIRED 12-29-00	904.17	960.00	55.83-	0.00
SHARES; SOUTHWEST MTR CO COM	SOLD 03-28-02 ACQUIRED 12-27-00	1,594.97	1,109.52	485.45	0.00
SHARES; SOUTHWEST MTR CO COM	SOLD 04-01-02 ACQUIRED 12-27-00	3,191.76	2,219.05	972.71	0.00
SHARES ASTRONICS CORP COM	SOLD 04-02-02 ACQUIRED 12-21-00	2,833.77	2,865.00	31.23-	0.00
SHARES; SOUTHWEST MTR CO COM	SOLD 04-02-02 ACQUIRED 12-06-00	219.72	144.05	75.67	0.00

The Northern Trust Company
 50 South LaSalle Street, Chicago, Illinois 60675
 (312) 630-6000

THE LYNDE AND HARRY BRADLEY FOUNDATION
 DAVID L BARSON & CO

03135 ACCOUNT NO 26-08292
 AAB

FEDERAL SCHEDULE OF GAINS AND LOSSES
 ACCOUNT TRANSACTIONS TAXABLE DURING THE PERIOD
 01-01-02 THROUGH 12-31-02

DATE SOLD/ ACQUIRED	SALES PROCEEDS	COST BASIS	GAIN/LOSS	28% RATE GAIN/LOSS	DESCRIPTION OF PROPERTY
04-02-02 SOLD 12-27-00 ACQUIRED	1,378 23	956 97	421 26	0.00	SHARES: ASTRONICS CORP COM
04-03-02 SOLD 12-21-00 ACQUIRED	2,853.24	2,865.00	11 76-	0.00	SHARES. SOUTHWEST WTR CO COM
04-03-02 SOLD 12-06-00 ACQUIRED	3,141.10	2,095 24	1,045 86	0 00	SHARES. PENFORD CORP COM
04-04-02 SOLD 12-28-00 ACQUIRED	3,229.90	2,887 50	342.40	0.00	SHARES: ASTRONICS CORP COM
04-04-02 SOLD 01-05-01 ACQUIRED	1,614.95	1,501 04	113.91	0.00	SHARES: ASTRONICS CORP COM
04-08-02 SOLD 12-21-00 ACQUIRED	902.97	955 00	52.03-	0 00	SHARES: ASTRONICS CORP COM
04-10-02 SOLD 12-21-00 ACQUIRED	911 97	955 00	43.03-	0 00	SHARES: BRIDGFORD FOODS CORP COM

The Northern Trust Company
 50 South LaSalle Street, Chicago, Illinois 60675
 (312) 630-6000

THE LYNDE AND HARRY BRADLEY FOUNDATION
 DAVID L. BARSON & CO.

03135 ACCOUNT NO. 26-08292
 AAB SS870

FEDERAL SCHEDULE OF GAINS AND LOSSES
 ACCOUNT TRANSACTIONS TAXABLE DURING THE PERIOD
 01-01-02 THROUGH 12-31-02

28% RATE
 GAIN/LOSS

DATE SOLD/ ACQUIRED	SALES PROCEEDS	COST BASIS	GAIN/LOSS	28% RATE GAIN/LOSS	DESCRIPTION OF PROPERTY
04-15-02 SOLD	18,529.44	21,143.75	2,614.31-	0.00	SHARES: 1,700.00
11-20-00 ACQUIRED				0.00	SHARES: 100.00
04-15-02 SOLD	1,089.96	1,275.00	185.04-	0.00	SHARES: 500.00
04-15-02 SOLD	5,449.83	6,437.50	987.67-	0.00	SHARES: 100.00
12-12-00 ACQUIRED				0.00	SHARES: 100.00
04-15-02 SOLD	1,640.82	1,047.62	593.20	0.00	SHARES: 100.00
12-06-00 ACQUIRED				0.00	SHARES: 100.00
04-16-02 SOLD	1,649.04	1,047.62	601.42	0.00	SHARES: 400.00
12-06-00 ACQUIRED				0.00	SHARES: 400.00
04-17-02 SOLD	4,099.87	9,805.56	5,705.69-	0.00	SHARES: 200.00
01-03-01 ACQUIRED				0.00	SHARES: 200.00
04-17-02 SOLD	3,251.30	2,095.24	1,156.06	0.00	SHARES: 100.00
12-06-00 ACQUIRED				0.00	SHARES: 100.00

The Northern Trust Company
 50 South LaSalle Street, Chicago, Illinois 60675
 (312) 630-6000

THE LYNDE AND HARRY BRADLEY FOUNDATION
 DAVID L. BABSON & CO

03135 ACCOUNT NO 26-08292
 SS870 AAB

FEDERAL SCHEDULE OF GAINS AND LOSSES
 ACCOUNT TRANSACTIONS TAXABLE DURING THE PERIOD
 01-01-02 THROUGH 12-31-02

PAGE 113

28% RATE
 GAIN/LOSS

DESCRIPTION OF PROPERTY	DATE SOLD/ ACQUIRED	SALES PROCEEDS	COST BASIS	GAIN/LOSS	28% RATE GAIN/LOSS
SHARES	SOLD 04-19-02 ACQUIRED 12-21-00	5,481.67	5,730.00	248.33-	0.00
SOUTHWEST WTR CO COM	SOLD 04-23-02 ACQUIRED 12-06-00	1,857.67	1,047.62	810.05	0.00
SOUTHWEST WTR CO COM	SOLD 04-24-02 ACQUIRED 12-06-00	3,681.46	2,095.24	1,586.22	0.00
ASTRONICS CORP COM	SOLD 04-25-02 ACQUIRED 11-20-00	961.97	940.00	21.97	0.00
SHARES:	SOLD 04-25-02 ACQUIRED 12-21-00	961.97	955.00	6.97	0.00
SHARES	SOLD 04-25-02 ACQUIRED 01-03-01	961.97	945.00	16.97	0.00
SOUTHWEST WTR CO COM	SOLD 04-25-02 ACQUIRED 12-06-00	1,730.54	1,047.62	682.92	0.00
SOUTHWEST WTR CO COM	SOLD 04-25-02 ACQUIRED 12-06-00				

91L

The Northern Trust Company
 50 South LaSalle Street, Chicago, Illinois 60675
 (312) 630-6000

05135 ACCOUNT NO. 26-08292
 AAB

THE LYNDE AND HARRY BRADLEY FOUNDATION
 DAVID L BABSON & CO

FEDERAL SCHEDULE OF GAINS AND LOSSES
 ACCOUNT TRANSACTIONS TAXABLE DURING THE PERIOD
 01-01-02 THROUGH 12-31-02

28% RATE GAIN/LOSS

DATE SOLD/ ACQUIRED	SALES PROCEEDS	COST BASIS	GAIN/LOSS	28% RATE GAIN/LOSS	DESCRIPTION OF PROPERTY
04-25-02 SOLD 12-06-00 ACQUIRED	1,710 44	1,047 62	662 82	0 00	ASTRONICS CORP COM SHARES: 100 00
05-01-02 SOLD 11-20-00 ACQUIRED	937.97	940.00	2.03-	0.00	ASTRONICS CORP COM SHARES: 100 00
05-01-02 SOLD 11-20-00 ACQUIRED	2,804.91	2,820 00	15 09-	0.00	ASTRONICS CORP COM SHARES: 300 00
05-02-02 SOLD 11-20-00 ACQUIRED	2,839 92	2,820 00	19 92	0.00	ASTRONICS CORP COM SHARES: 300 00
05-03-02 SOLD 11-20-00 ACQUIRED	954.97	940 00	14 97	0.00	PEDIATRIX MED GROUP COM SHARES: 100.00
05-03-02 SOLD 11-20-00 ACQUIRED	8,575.36	3,499.50	5,075.86	0.00	PEDIATRIX MED GROUP COM SHARES: 200.00
05-03-02 SOLD 12-01-00 ACQUIRED	8,575 36	3,512 00	5,063 36	0 00	PEDIATRIX MED GROUP COM SHARES: 200.00

The Northern Trust Company
 50 South LaSalle Street, Chicago, Illinois 60675
 (312) 630-6000

THE LYNDE AND HARRY BRADLEY FOUNDATION
 DAVID L. BABSON & CO.

03135 ACCOUNT NO. 26-08292
 AAB SSB70

FEDERAL SCHEDULE OF GAINS AND LOSSES
 ACCOUNT TRANSACTIONS TAXABLE DURING THE PERIOD
 01-01-02 THROUGH 12-31-02

DATE SOLD/ ACQUIRED	SALES PROCEEDS	COST BASIS	GAIN/LOSS	28% RATE GAIN/LOSS	DESCRIPTION OF PROPERTY
05-06-02 SOLD 11-20-00 ACQUIRED	12,894 93	5,249 25	7,645.68	0 00	PEDIATRIX MED GROUP COM SHARES; 300.00
05-06-02 SOLD 11-20-00 ACQUIRED	4,295 87	1,749 75	2,546 12	0 00	PEDIATRIX MED GROUP COM SHARES; 100 00
05-07-02 SOLD 11-20-00 ACQUIRED	12,921.54	5,249.25	7,672 29	0 00	PEDIATRIX MED GROUP COM SHARES; 300 00
05-08-02 SOLD 12-05-00 ACQUIRED	2,717.78	792 50	1,925 28	0 00	EDO CORP COM SHARES; 100.00
05-08-02 SOLD 12-06-00 ACQUIRED	10,871 11	3,128.44	7,742.67	0.00	SHARES; 400.00
05-08-02 SOLD 12-26-00 ACQUIRED	5,435.55	1,629.44	3,806.11	0.00	SHARES; 200.00
05-13-02 SOLD 05-10-01 ACQUIRED	964 97	754.60	210 37	0.00	MEDAMICUS INC COMMON STOCK SHARES; 100.00
					SIPLEX CORP COM

The Northern Trust Company
 50 South LaSalle Street, Chicago, Illinois 60675
 (312) 630-6000

THE LYNDE AND HARRY BRADLEY FOUNDATION
 DAVID L BABSON & CO

FEDERAL SCHEDULE OF GAINS AND LOSSES
 ACCOUNT TRANSACTIONS TAXABLE DURING THE PERIOD
 01-01-02 THROUGH 12-31-02

05135 ACCOUNT NO 26-08292
 SS870 AAB

28% RATE
 GAIN/LOSS

0.00

0.00

0.00

0.00

0.00

0.00

0.00

GAIN/LOSS

441.45-

4,883.34-

2,908.89-

1,151.95-

215.98

1.68

3,112.84-

COST
 BASIS

1,352.00

12,167.76

7,661.65

2,062.50

754.60

242.81

4,902.78

SALES
 PROCEEDS

910.55

7,284.42

4,552.76

910.55

970.58

244.49

1,789.94

DATE SOLD/
 ACQUIRED

05-14-02 SOLD
 02-13-01 ACQUIRED

05-14-02 SOLD
 01-19-01 ACQUIRED

05-14-02 SOLD
 01-18-01 ACQUIRED

05-14-02 SOLD
 12-27-00 ACQUIRED

05-14-02 SOLD
 05-10-01 ACQUIRED

05-14-02 SOLD
 12-28-00 ACQUIRED

05-13-02 SOLD
 01-03-01 ACQUIRED

100.00

800.00

500.00

100.00

100.00

25.00

200.00

DESCRIPTION OF PROPERTY

SIPLEX CORP COM

SHARES

SHARES

SHARES

SHARES

SIPLEX CORP COM

SHARES

MEDAMICUS INC COMMON STOCK

SHARES

ASTRONICS CORP COM

SHARES

The Northern Trust Company
 50 South LaSalle Street, Chicago, Illinois 60675
 (312) 630-6000

THE LYNDE AND HARRY BRADLEY FOUNDATION
 DAVID L. BABSON & CO

03135 ACCOUNT NO. 26-08292
 AAB SS870

FEDERAL SCHEDULE OF GAINS AND LOSSES
 ACCOUNT TRANSACTIONS TAXABLE DURING THE PERIOD
 01-01-02 THROUGH 12-31-02

DATE SOLD/ ACQUIRED	SALES PROCEEDS	COST BASIS	GAIN/LOSS	28% RATE GAIN/LOSS	DESCRIPTION OF PROPERTY
05-15-02 SOLD 01-12-01 ACQUIRED	7,893.60	10,125.36	2,231.76-	0 00	SHARES 800.00
05-15-02 SOLD 02-13-01 ACQUIRED	5,920.20	8,078.22	2,158.02-	0 00	SHARES: 600.00
05-15-02 SOLD 02-13-01 ACQUIRED	8,880.30	12,168.00	3,287.70-	0 00	SHARES 900.00
05-22-02 SOLD 11-20-00 ACQUIRED	11,095.04	5,249.25	5,845.79	0 00	PEDIATRIX MED GROUP COM SHARES: 300.00
05-23-02 SOLD 12-21-00 ACQUIRED	2,600.04	2,626.25	26.21-	0 00	SHARES. 275.00
05-23-02 SOLD 12-22-00 ACQUIRED	709.18	722.62	13.52-	0 00	SHARES. 75.00
05-23-02 SOLD 12-29-00 ACQUIRED	945.47	960.00	14.53-	0 00	SHARES 100.00
05-24-02 SOLD 03-23-01 ACQUIRED	4,045.88	2,333.33	1,712.55	0 00	SHARES: 200.00 FLUSHING FINL CORP COM

The Northern Trust Company
 50 South LaSalle Street, Chicago, Illinois 60675
 (312) 630-6000

THE LYNDE AND HARRY BRADLEY FOUNDATION
 DAVID L. BABSON & CO

FEDERAL SCHEDULE OF GAINS AND LOSSES
 ACCOUNT TRANSACTIONS TAXABLE DURING THE PERIOD
 01-01-02 THROUGH 12-31-02

03135 ACCOUNT NO 26-08292
 AAB

SSB70

DATE SOLD/ ACQUIRED	SALES PROCEEDS	COST BASIS	GAIN/LOSS	28% RATE GAIN/LOSS	DESCRIPTION OF PROPERTY
05-24-02 SOLD 05-10-01 ACQUIRED	1,710.44	1,509.20	201.24	0.00	MEDAMICUS INC COMMON STOCK SHARES: 200 00
05-24-02 SOLD 05-10-01 ACQUIRED	1,011.47	631.67	379.80	0.00	MEDAMICUS INC COMMON STOCK SHARES: 50.00
05-24-02 SOLD 03-26-01 ACQUIRED	3,034.40	1,762.50	1,271.90	0.00	SHARES: 150 00
05-24-02 SOLD 01-12-01 ACQUIRED	13,031.71	16,453.71	3,422.00-	0.00	SHARES: 1,300 00 SIPLEX CORP COM
05-24-02 SOLD 04-03-01 ACQUIRED	3,007.32	2,025.00	982.32	0.00	SHARES: 300 00 FLUSHING FINL CORP COM
05-28-02 SOLD 03-23-01 ACQUIRED	3,967.88	2,333.33	1,634.55	0.00	SHARES: 200 00 MEDAMICUS INC COMMON STOCK
05-28-02 SOLD 05-10-01 ACQUIRED	852.73	754.60	98.13	0.00	SHARES: 100 00 FLUSHING FINL CORP COM

The Northern Trust Company

50 South LaSalle Street, Chicago, Illinois 60675
(312) 630-6000

03135 ACCOUNT NO 26-08292
SS870 AAB

THE LYNDE AND HARRY BRADLEY FOUNDATION
DAVID L. BABSON & CO

FEDERAL SCHEDULE OF GAINS AND LOSSES
ACCOUNT TRANSACTIONS TAXABLE DURING THE PERIOD
01-01-02 THROUGH 12-31-02

PAGE
119

<u>DESCRIPTION OF PROPERTY</u>			<u>DATE SOLD/ ACQUIRED</u>	<u>SALES PROCEEDS</u>	<u>COST BASIS</u>	<u>GAIN/LOSS</u>	<u>28% RATE GAIN/LOSS</u>
SHARES:	500 00	SOLD	05-29-02	9,717 80	5,833 34	3,884 46	0.00
		ACQUIRED	03-23-01				
MEDAMICUS INC COMMON STOCK							
SHARES	100 00	SOLD	05-29-02	845 86	754 60	91.26	0 00
		ACQUIRED	05-10-01				
SOUTHWEST WTR CO COM							
SHARES:	400.00	SOLD	05-29-02	7,481 77	4,190 47	3,291 30	0.00
		ACQUIRED	12-06-00				
ASTRONICS CORP COM							
SHARES:	575.00	SOLD	05-30-02	5,131 14	5,405 00	273 86-	0 00
		ACQUIRED	11-20-00				
FLUSHING FINL CORP COM							
SHARES	300.00	SOLD	05-30-02	5,719 23	3,500 00	2,219 23	0.00
		ACQUIRED	03-23-01				
MEDAMICUS INC COMMON STOCK							
SHARES:	100.00	SOLD	05-30-02	854 34	631 05	223.29	0 00
		ACQUIRED	05-08-01				
SHARES:	400.00	SOLD	05-30-02	3,417 38	2,900 00	517.38	0 00
		ACQUIRED	05-11-01				
ASTRONICS CORP COM							

PCL

The Northern Trust Company
 50 South LaSalle Street, Chicago, Illinois 60675
 (312) 630-6000

03135 ACCOUNT NO. 26-08292
 AAB

THE LYNDE AND HARRY BRADLEY FOUNDATION
 DAVID L. BABSON & CO

FEDERAL SCHEDULE OF GAINS AND LOSSES
 ACCOUNT TRANSACTIONS TAXABLE DURING THE PERIOD
 01-01-02 THROUGH 12-31-02

PAGE 120

28% RATE
 GAIN/LOSS

DATE SOLD/ ACQUIRED	SALES PROCEEDS	COST BASIS	GAIN/LOSS	28% RATE GAIN/LOSS	DESCRIPTION OF PROPERTY
05-31-02 ACQUIRED 11-20-00	4,747.95	4,935.00	187.05-	0.00	SHARES; 525.00 SOLD 05-31-02 ACQUIRED 11-20-00
05-31-02 ACQUIRED 11-20-00	3,165.31	3,290.00	124.69-	0.00	SHARES; 350.00 SOLD 05-31-02 ACQUIRED 11-20-00
05-31-02 ACQUIRED 01-03-01	226.09	236.25	10.16-	0.00	SHARES; 25.00 SOLD 05-31-02 ACQUIRED 01-03-01
05-31-02 ACQUIRED 03-23-01	3,809.88	2,333.33	1,476.55	0.00	SHARES; 200.00 SOLD 05-31-02 ACQUIRED 03-23-01
05-31-02 ACQUIRED 03-23-01	13,382.54	8,166.67	5,215.87	0.00	SHARES 700.00 SOLD 05-31-02 ACQUIRED 03-23-01
05-31-02 ACQUIRED 05-08-01	2,748.54	1,893.15	855.39	0.00	SHARES; 300.00 SOLD 05-31-02 ACQUIRED 05-08-01
05-31-02 ACQUIRED 12-06-00	9,424.71	5,238.09	4,186.62	0.00	SHARES; 500.00 SOLD 05-31-02 ACQUIRED 12-06-00
					FLUSHING FINL CORP COM
					SOUTHWEST WTR CO COM
					MEDAMICUS INC COMMON STOCK
					FLUSHING FINL CORP COM
					FLUSHING FINL CORP COM

723

The Northern Trust Company
 50 South LaSalle Street, Chicago, Illinois 60675
 (312) 630-6000

THE LYNDE AND HARRY BRADLEY FOUNDATION
 DAVID L. BABSON & CO

03135 ACCOUNT NO 26-08292
 AAB
 SSR70

FEDERAL SCHEDULE OF GAINS AND LOSSES
 ACCOUNT TRANSACTIONS TAXABLE DURING THE PERIOD
 01-01-02 THROUGH 12-31-02

DATE SOLD/ ACQUIRED	SALES PROCEEDS	COST BASIS	GAIN/LOSS	28% RATE GAIN/LOSS	DESCRIPTION OF PROPERTY
06-04-02 SOLD 03-23-01 ACQUIRED	1,839 94	1,166 67	673 27	0 00	FINANCIAL INSTNS INC COM SHARES: 100 00
06-10-02 SOLD 12-07-00 ACQUIRED	37,856 86	19,819 59	18,037.27	0 00	FLUSHING FINL CORP COM SHARES: 1,150.00
06-10-02 SOLD 12-21-00 ACQUIRED	34,564 95	14,306.25	20,258 70	0.00	FLUSHING FINL CORP COM SHARES: 1,050.00
06-10-02 SOLD 01-03-01 ACQUIRED	2,735 92	1,662 50	1,073.42	0 00	ASTRONICS CORP COM SHARES: 150 00
06-10-02 SOLD 03-25-01 ACQUIRED	911 97	583.33	328 64	0 00	ASTRONICS CORP COM SHARES: 50 00
06-17-02 SOLD 11-20-00 ACQUIRED	1,296 95	1,410 00	113.05-	0 00	ASTRONICS CORP COM SHARES: 150 00
06-17-02 SOLD 12-20-00 ACQUIRED	432.31	467.50	35 19-	0.00	ASTRONICS CORP COM SHARES: 50.00

The Northern Trust Company
 50 South LaSalle Street, Chicago, Illinois 60675
 (312) 630-6000

THE LYNDE AND HARRY BRADLEY FOUNDATION
 DAVID L. BARSON & CO

03135 ACCOUNT NO 26-08292
 SS870 AAB

FEDERAL SCHEDULE OF GAINS AND LOSSES
 ACCOUNT TRANSACTIONS TAXABLE DURING THE PERIOD
 01-01-02 THROUGH 12-31-02

PAGE 122

28% RATE
 GAIN/LOSS

DATE SOLD/ ACQUIRED	SALES PROCEEDS	COST BASIS	GAIN/LOSS	28% RATE GAIN/LOSS	DESCRIPTION OF PROPERTY
06-18-02 ACQUIRED	888 88	935 00	46 12-	0 00	SHARES
STERLING BANCORP COM					
06-26-02 SOLD	4,613 22	2,562 04	2,051 18	0 00	SHARES:
ASTRONICS CORP COM					
06-27-02 SOLD	408 62	467,50	58 88-	0 00	SHARES:
STERLING BANCORP COM					
06-27-02 SOLD	408.61	467 50	58 89-	0 00	SHARES:
STERLING BANCORP COM					
06-27-02 SOLD	9,884.70	5,490.08	4,394 62	0 00	SHARES:
KENDLE INTL INC COM					
07-02-02 SOLD	1,294.96	1,250 00	44.96	0 00	SHARES:
KENDLE INTL INC COM					
07-02-02 SOLD	1,294 96	1,284 05	10 91	0 00	SHARES:

Tot

The Northern Trust Company
 50 South LaSalle Street, Chicago, Illinois 60675
 (312) 630-6000

THE LYNDE AND HARRY BRADLEY FOUNDATION
 DAVID L. BABSON & CO.

03135 ACCOUNT NO. 26-08292
 AAB

FEDERAL SCHEDULE OF GAINS AND LOSSES
 ACCOUNT TRANSACTIONS TAXABLE DURING THE PERIOD
 01-01-02 THROUGH 12-31-02

28% RATE
 GAIN/LOSS

DATE SOLD/ ACQUIRED	SALES PROCEEDS	COST BASIS	GAIN/LOSS	28% RATE GAIN/LOSS	DESCRIPTION OF PROPERTY
07-02-02 SOLD 03-29-01 ACQUIRED	1,294 96	1,275.00	19 96	0 00	SHARES: 100.00
07-02-02 SOLD 04-03-01 ACQUIRED	2,589 92	2,480 56	109 36	0 00	SHARES: 200 00
07-02-02 SOLD 05-09-01 ACQUIRED	1,294 96	1,390.00	95 04-	0 00	SHARES: 100.00
07-02-02 SOLD 05-10-01 ACQUIRED	3,884 88	4,521.00	636 12-	0 00	SHARES: 300 00
07-02-02 SOLD 05-17-01 ACQUIRED	3,884 89	5,457.00	1,572 11-	0 00	SHARES: 300.00
07-02-02 SOLD 05-18-01 ACQUIRED	6,474 80	8,550.00	2,075.20-	0 00	SHARES: 500.00
07-02-02 SOLD 06-21-01 ACQUIRED	2,589 92	3,214 44	624 52-	0 00	SHARES: 200 00
07-02-02 SOLD 06-22-01 ACQUIRED	1,294 96	1,720 00	425 04-	0 00	SHARES: 100 00
07-08-02 SOLD 11-30-00 ACQUIRED	1,293 46	1,057 81	235.65	0 00	SHARES: 100.00 KENDLE INTL INC COM

976

The Northern Trust Company
 50 South LaSalle Street, Chicago, Illinois 60675
 (312) 630-6000

THE LYNDE AND HARRY BRADLEY FOUNDATION
 DAVID L. BABSON & CO.

FEDERAL SCHEDULE OF GAINS AND LOSSES
 ACCOUNT TRANSACTIONS TAXABLE DURING THE PERIOD
 01-01-02 THROUGH 12-31-02

03135 ACCOUNT NO 26-08292
 AAB

SS870

28% RATE	GAIN/LOSS	COST BASIS	SALES PROCEEDS	DATE SOLD/ACQUIRED	DESCRIPTION OF PROPERTY
0.00	499.42	2,087.50	2,586.92	07-08-02 SOLD 11-30-00 ACQUIRED	SHARES: 200 00 ASTRONICS CORP COM
0.00	503.58	2,083.34	2,586.92	07-08-02 SOLD 12-05-00 ACQUIRED	SHARES: 200 00 ASTRONICS CORP COM
0.00	268.46	1,025.00	1,293.46	07-08-02 SOLD 12-07-00 ACQUIRED	SHARES: 100.00 ASTRONICS CORP COM
0.00	536.92	2,050.00	2,586.92	07-08-02 SOLD 12-08-00 ACQUIRED	SHARES: 200 00 ASTRONICS CORP COM
0.00	262.21	1,031.25	1,293.46	07-08-02 SOLD 12-11-00 ACQUIRED	SHARES: 100.00 ASTRONICS CORP COM
0.00	499.42	2,087.50	2,586.92	07-08-02 SOLD 12-13-00 ACQUIRED	SHARES: 200.00 ASTRONICS CORP COM
0.00	406.45	7,354.32	7,760.77	07-08-02 SOLD 04-10-01 ACQUIRED	SHARES: 600.00 ASTRONICS CORP COM
0.00	40.15-	231.39	191.24	07-22-02 SOLD 01-10-01 ACQUIRED	SHARES 25 00 ASTRONICS CORP COM
0.00	120.43-	694.16	573.73	07-22-02 SOLD 01-10-01 ACQUIRED	SHARES 75 00 ASTRONICS CORP COM

727

The Northern Trust Company
 50 South LaSalle Street, Chicago, Illinois 60675
 (312) 630-6000

THE LYNDE AND HARRY BRADLEY FOUNDATION
 DAVID L. BARSON & CO.

03135 ACCOUNT NO 26-08292
 SS870 AAB

FEDERAL SCHEDULE OF GAINS AND LOSSES
 ACCOUNT TRANSACTIONS TAXABLE DURING THE PERIOD
 01-01-02 THROUGH 12-31-02

28% RATE
 GAIN/LOSS

PAGE
 125

DESCRIPTION OF PROPERTY	DATE SOLD/ ACQUIRED	SALES PROCEEDS	COST BASIS	GAIN/LOSS	28% RATE GAIN/LOSS
SHARES	08-07-02 SOLD 11-30-00 ACQUIRED	575.98	682.50	106.52-	0.00
SHARES	08-07-02 SOLD 01-10-01 ACQUIRED	191.99	231.39	39.40-	0.00
ASTRONICS CORP COM					
SHARES:	08-09-02 SOLD 11-30-00 ACQUIRED	770.57	910.00	139.43-	0.00
KENDLE INTL INC COM					
SHARES:	08-13-02 SOLD 12-08-00 ACQUIRED	1,849.94	2,050.00	200.06-	0.00
SHARES:	08-13-02 SOLD 12-12-00 ACQUIRED	1,849.94	2,050.00	200.06-	0.00
STRATTEC SEC CORP COM					
SHARES:	08-16-02 SOLD 08-07-01 ACQUIRED	4,537.86	3,530.00	1,007.86	0.00
STRATTEC SEC CORP COM					
SHARES:	08-16-02 SOLD 08-07-01 ACQUIRED	9,103.24	7,060.00	2,043.24	0.00
STRATTEC SEC CORP COM					

828

The Northern Trust Company
 50 South LaSalle Street, Chicago, Illinois 60675
 (312) 630-6000

THE LYNDE AND HARRY BRADLEY FOUNDATION
 DAVID L. BABSON & CO.

03135 ACCOUNT NO. 26-08292
 SS870 AAB

FEDERAL SCHEDULE OF GAINS AND LOSSES
 ACCOUNT TRANSACTIONS TAXABLE DURING THE PERIOD
 01-01-02 THROUGH 12-31-02

DATE SOLD/ ACQUIRED	SALES PROCEEDS	COST BASIS	GAIN/LOSS	28% RATE GAIN/LOSS	DESCRIPTION OF PROPERTY
08-19-02 SOLD	4,561.29	3,449.27	1,112.02	0.00	SHARES: 100.00 STRATTEC SEC CORP COM
08-20-02 SOLD	4,527.38	3,407.00	1,120.38	0.00	SHARES: 100.00 STRATTEC SEC CORP COM
08-21-02 SOLD	4,525.73	3,407.00	1,118.73	0.00	SHARES: 100.00 ASTRONICS CORP COM
08-22-02 SOLD	766.97	910.00	143.03-	0.00	SHARES: 100.00 KENDLE INTL INC COM
08-22-02 SOLD	894.97	1,025.00	130.03-	0.00	SHARES: 100.00 KENDLE INTL INC COM
08-22-02 SOLD	894.97	1,006.29	111.32-	0.00	SHARES: 100.00 KENDLE INTL INC COM
08-23-02 SOLD	879.97	1,006.29	126.32-	0.00	SHARES: 100.00 ASTRONICS CORP COM
12-15-00 ACQUIRED					

The Northern Trust Company
 50 South LaSalle Street, Chicago, Illinois 60675
 (312) 630-6000

THE LYNDE AND HARRY BRADLEY FOUNDATION
 DAVID L. BABSON & CO

FEDERAL SCHEDULE OF GAINS AND LOSSES
 ACCOUNT TRANSACTIONS TAXABLE DURING THE PERIOD
 01-01-02 THROUGH 12-31-02

03135 ACCOUNT NO 26-08292
 AAB

SS870

DATE SOLD/ ACQUIRED	SALES PROCEEDS	COST BASIS	GAIN/LOSS	28% RATE GAIN/LOSS	DESCRIPTION OF PROPERTY
08-26-02 SOLD 11-30-00 ACQUIRED	746.97	910.00	163.03-	0.00	SHARES; ASTRONICS CORP COM
08-29-02 SOLD 11-30-00 ACQUIRED	736.97	910.00	173.03-	0.00	SHARES; ASTRONICS CORP COM
09-05-02 SOLD 11-30-00 ACQUIRED	5,032.34	7,507.50	2,475.16-	0.00	SHARES; ASTRONICS CORP COM
09-05-02 SOLD 11-30-00 ACQUIRED	1,677.45	2,502.50	825.05-	0.00	SHARES; KENDLE INTL INC COM
09-09-02 SOLD 12-15-00 ACQUIRED	803.47	1,006.29	202.82-	0.00	SHARES; KENDLE INTL INC COM
09-16-02 SOLD 12-15-00 ACQUIRED	775.38	1,006.29	230.91-	0.00	SHARES; LSB CORP COM
10-08-02 SOLD 06-21-01 ACQUIRED	1,247.96	1,265.00	17.04-	0.00	SHARES; LSB CORP COM

The Northern Trust Company
 50 South LaSalle Street, Chicago, Illinois 60675
 (312) 630-6000

THE LYNDE AND HARRY BRADLEY FOUNDATION
 DAVID L. BABSON & CO.

FEDERAL SCHEDULE OF GAINS AND LOSSES
 ACCOUNT TRANSACTIONS TAXABLE DURING THE PERIOD
 01-01-02 THROUGH 12-31-02

03135 ACCOUNT NO. 26-08292

SS870

AAB

DATE SOLD/
 ACQUIRED

DESCRIPTION OF PROPERTY

SALES
 PROCEEDS

COST
 BASIS

GAIN/LOSS

28% RATE
 GAIN/LOSS

SHARES: SOLD 10-08-02 3,743 89 3,915.00 171 11- ACQUIRED 06-22-01

KENDLE INTL INC COM

SHARES: SOLD 10-10-02 800 00 5,279 83 8,050 32 2,770 49- ACQUIRED 12-15-00

WILLBROS GROUP INC COM

SHARES: SOLD 10-18-02 500 00 3,069 36 3,530 00 460 64- ACQUIRED 01-17-01

SHARES: SOLD 10-18-02 800 00 4,910.96 6,411 76 1,500 80- ACQUIRED 01-30-01

SHARES: SOLD 10-18-02 700 00 4,297.10 6,021 54 1,724.44- ACQUIRED 01-31-01

SHARES: SOLD 10-18-02 500 00 3,069 36 4,368 80 1,299 44- ACQUIRED 02-01-01

SHARES: SOLD 10-18-02 200 00 1,227.74 1,812.00 584.26- ACQUIRED 03-06-01

SHARES: SOLD 10-18-02 300.00 1,841.61 4,082 07 2,240 46- ACQUIRED 10-01-01

SHARES: SOLD 10-18-02 300 00 1,841.61 3,975.00 2,133 39- ACQUIRED 10-11-01

TWEETER HOME ENTMT GROUP INC COM

The Northern Trust Company
 50 South LaSalle Street, Chicago, Illinois 60675
 (312) 630-6000

THE LYNDE AND HARRY BRADLEY FOUNDATION
 DAVID L. BABSON & CO.

FEDERAL SCHEDULE OF GAINS AND LOSSES
 ACCOUNT TRANSACTIONS TAXABLE DURING THE PERIOD
 01-01-02 THROUGH 12-31-02

03135 ACCOUNT NO 26-08292
 AAB

SS870

28% RATE
 GAIN/LOSS

0 00

13,931 21-
 GAIN/LOSS

COST
 BASIS

24,403 43

SALES
 PROCEEDS

10,472.22

DATE SOLD/
 ACQUIRED

11-05-02 SOLD 1,300.00
 01-18-01 ACQUIRED

#REORG/BROOKS PRI AUTOMATION INC NAME
 CHANGE TO BROOKS AUTOMATION SEC #2001717
 EFF 2/28/03

0.00

3,235 20-

4,738.00

1,502 80

11-06-02 SOLD 100 00
 06-21-01 ACQUIRED

0 00

2,902 19-

4,405.00

1,502.81

11-06-02 SOLD 100.00
 07-19-01 ACQUIRED

0 00

7,206 17-

10,211 78

3,005 61

11-06-02 SOLD 200 00
 08-01-01 ACQUIRED

0 00

2,830 40-

5,836 00

3,005.60

11-06-02 SOLD 200 00
 09-26-01 ACQUIRED

0 00

2,144.24-

3,647 05

1,502 81

11-06-02 SOLD 100 00
 10-11-01 ACQUIRED

TWEETER HOME ENTMT GROUP INC COM

0.00

4,214 81-

7,508.75

3,293 94

11-06-02 SOLD 400 00
 01-18-01 ACQUIRED

ASTRONICS CORP COM

The Northern Trust Company
 50 South LaSalle Street, Chicago, Illinois 60675
 (312) 630-6000

THE LYNDE AND HARRY BRADLEY FOUNDATION
 DAVID L. BARSON & CO.

FEDERAL SCHEDULE OF GAINS AND LOSSES
 ACCOUNT TRANSACTIONS TAXABLE DURING THE PERIOD
 01-01-02 THROUGH 12-31-02

03135 ACCOUNT NO. 26-08292
 SS870 AAB

DESCRIPTION OF PROPERTY ACQUIRED DATE SOLD/ SALES PROCEEDS COST BASIS GAIN/LOSS 28% RATE

TWEETER HOME ENTMT GROUP INC COM
 SHARES: 50.00 11-07-02 360.63 455.00 94.37-
 SOLD 11-07-02 50.00 11-07-02 360.63 455.00 94.37-
 SHARES: 50.00 11-30-00 ACQUIRED 12-19-00
 ACQUIRED 12-19-00

TWEETER HOME ENTMT GROUP INC COM
 SHARES: 100.00 11-07-02 828.68 1,748.61 919.93-
 SOLD 11-07-02 100.00 01-12-01
 ACQUIRED 01-12-01

ASTRONICS CORP COM
 SHARES: 100.00 11-07-02 828.69 1,675.00 846.31-
 SOLD 11-07-02 10-11-01
 ACQUIRED 10-11-01

SOUTHWEST WTR CO COM
 SHARES: 100.00 11-08-02 707.95 910.00 202.05-
 SOLD 11-08-02 12-19-00
 ACQUIRED 12-19-00

SOUTHWEST WTR CO COM
 SHARES: 86.00 11-08-02 1,217.72 900.95 316.77
 SOLD 11-08-02 12-06-00
 ACQUIRED 12-06-00

TWEETER HOME ENTMT GROUP INC COM
 SHARES: 114.00 11-08-02 1,614.19 1,188.86 425.33
 SOLD 11-08-02 12-12-00
 ACQUIRED 12-12-00

The Northern Trust Company
 50 South LaSalle Street, Chicago, Illinois 60675
 (312) 630-6000

THE LYNDE AND HARRY BRADLEY FOUNDATION
 DAVID L. BABSON & CO.

03135 ACCOUNT NO. 26-08292
 AAB

FEDERAL SCHEDULE OF GAINS AND LOSSES
 ACCOUNT TRANSACTIONS TAXABLE DURING THE PERIOD
 01-01-02 THROUGH 12-31-02

28% RATE
 GAIN/LOSS

DATE SOLD/ ACQUIRED	SALES PROCEEDS	COST BASIS	GAIN/LOSS	28% RATE GAIN/LOSS	DESCRIPTION OF PROPERTY
11-08-02 ACQUIRED 10-11-01	826 53	1,675.00	848.47-	0 00	SHARES: SOLD 100.00 #REORG/BROOKS PRI AUTOMATION INC NAME CHANGE TO BROOKS AUTOMATION SEC #2001717 EFF 2/28/03
11-11-02 ACQUIRED 09-26-01	1,386.47	2,908.00	1,521.53-	0 00	SHARES: SOLD 100 00 #REORG/BROOKS PRI AUTOMATION INC NAME CHANGE TO BROOKS AUTOMATION SEC #2001717 EFF 2/28/03
11-12-02 ACQUIRED 12-21-00	2,703 06	4,900 00	2,196 94-	0 00	SHARES: SOLD 200.00 ACQUIRED 12-21-00
11-12-02 ACQUIRED 12-22-00	1,351 53	2,587 50	1,235 97-	0 00	SHARES: SOLD 100.00 ACQUIRED 12-22-00
11-12-02 ACQUIRED 12-26-00	1,351.53	2,587 50	1,235 97-	0 00	SHARES: SOLD 100.00 ACQUIRED 12-26-00
11-12-02 ACQUIRED 12-27-00	4,054.58	7,950.00	3,895.42-	0 00	SHARES: SOLD 300.00 ACQUIRED 12-27-00
11-12-02 ACQUIRED 09-27-01	2,703 06	5,315 42	2,612 36-	0 00	SHARES: SOLD 200 00 ACQUIRED 09-27-01

The Northern Trust Company
 50 South LaSalle Street, Chicago, Illinois 60675
 (312) 630-6000

THE LYNDE AND HARRY BRADLEY FOUNDATION
 DAVID L. BABSON & CO.

FEDERAL SCHEDULE OF GAINS AND LOSSES
 ACCOUNT TRANSACTIONS TAXABLE DURING THE PERIOD
 01-01-02 THROUGH 12-31-02

03155 ACCOUNT NO. 26-08292
 SS870 AAB

DATE SOLD/ ACQUIRED SALES PROCEEDS COST BASIS GAIN/LOSS 28% RATE

SHARES. SOLD 11-12-02 100.00 ACQUIRED 10-01-01 1,351.53 2,550.00 1,198.47- 0.00
 SOUTHWEST WTR CO COM

SHARES. SOLD 11-12-02 100.00 ACQUIRED 12-12-00 1,341.30 1,042.86 298.44 0.00
 #REORG/BROOKS PRI AUTOMATION INC NAME
 CHANGE TO BROOKS AUTOMATION SEC #2001717
 EFF 2/28/03

SHARES. SOLD 11-13-02 400.00 ACQUIRED 12-21-00 4,873.21 9,800.00 4,926.79- 0.00
 SOUTHWEST WTR CO COM

SHARES. SOLD 11-13-02 100.00 ACQUIRED 12-12-00 1,334.04 1,042.86 291.18 0.00
 #REORG/BROOKS PRI AUTOMATION INC NAME
 CHANGE TO BROOKS AUTOMATION SEC #2001717
 EFF 2/28/03

SHARES. SOLD 11-14-02 100.00 ACQUIRED 11-22-00 1,245.56 2,375.00 1,129.44- 0.00
 SOUTHWEST WTR CO COM

SHARES. SOLD 11-14-02 200.00 ACQUIRED 12-21-00 2,491.13 4,900.00 2,408.87- 0.00
 SOUTHWEST WTR CO COM

735

The Northern Trust Company
 50 South LaSalle Street, Chicago, Illinois 60675
 (312) 630-6000

THE LYNDE AND HARRY BRADLEY FOUNDATION
 DAVID L. BABSON & CO

03135 ACCOUNT NO. 26-08292
 SS870 AAB

FEDERAL SCHEDULE OF GAINS AND LOSSES
 ACCOUNT TRANSACTIONS TAXABLE DURING THE PERIOD
 01-01-02 THROUGH 12-31-02

28% RATE GAIN/LOSS

DATE SOLD/ ACQUIRED	SALES PROCEEDS	COST BASIS	GAIN/LOSS	28% RATE GAIN/LOSS	DESCRIPTION OF PROPERTY
11-18-02 SOLD 12-12-00 ACQUIRED	1,299.66	1,042.86	256.80	0.00	SHARES: 100.00 SOUTHWEST WTR CO COM
11-19-02 SOLD 12-12-00 ACQUIRED	1,272.73	1,042.86	229.87	0.00	SHARES: 100.00 SOUTHWEST WTR CO COM
11-21-02 SOLD 12-12-00 ACQUIRED	1,292.40	1,042.86	249.54	0.00	SHARES: 100.00 SOUTHWEST WTR CO COM
11-25-02 SOLD 08-29-01 ACQUIRED	441.98	918.75	476.77-	0.00	SHARES: 100.00 RES-CARE INC
11-25-02 SOLD 11-25-02 ACQUIRED	440.83	921.50	480.67-	0.00	SHARES: 100.00 RES-CARE INC
11-25-02 SOLD 01-18-01 ACQUIRED	8,916.12	13,274.00	4,357.88-	0.00	SHARES: 800.00 TWEETER HOME ENTMT GROUP INC COM
11-25-02 SOLD 10-29-01 ACQUIRED	1,114.52	1,615.00	500.48-	0.00	SHARES: 100.00 RES-CARE INC

The Northern Trust Company
 50 South LaSalle Street, Chicago, Illinois 60675
 (312) 630-6000

THE LYNDE AND HARRY BRADLEY FOUNDATION
 DAVID L BABSON & CO

FEDERAL SCHEDULE OF GAINS AND LOSSES
 ACCOUNT TRANSACTIONS TAXABLE DURING THE PERIOD
 01-01-02 THROUGH 12-31-02

03135 ACCOUNT NO 26-08292
 SS870 AAB

DESCRIPTION OF PROPERTY	DATE SOLD/ ACQUIRED	SALES PROCEEDS	COST BASIS	GAIN/LOSS	28% RATE GAIN/LOSS
SHARES: TWEEETER HOME ENTMT GROUP INC COM	SOLD 11-26-02 ACQUIRED 08-29-01	441 83	918.75	476 92-	0 00
SHARES: RES-CARE INC	SOLD 11-26-02 ACQUIRED 09-28-01	2,079 44	2,777.34	697.90-	0 00
SHARES: SOUTHWEST WTR CO COM	SOLD 11-27-02 ACQUIRED 12-12-00	1,390 92	1,042.86	348 06	0.00
SHARES: RES-CARE INC	SOLD 12-02-02 ACQUIRED 08-29-01	426 18	918.75	492 57-	0.00
SHARES: SOUTHWEST WTR CO COM	SOLD 12-02-02 ACQUIRED 12-12-00	1,390.86	1,042.85	348.01	0.00
SHARES: RES-CARE INC	SOLD 12-03-02 ACQUIRED 08-29-01	855.03	1,023 00	967 97-	0 00

The Northern Trust Company
 50 South LaSalle Street, Chicago, Illinois 60675
 (312) 630-6000

THE LYNDE AND HARRY BRADLEY FOUNDATION
 DAVID L. BABSON & CO.

FEDERAL SCHEDULE OF GAINS AND LOSSES
 ACCOUNT TRANSACTIONS TAXABLE DURING THE PERIOD
 01-01-02 THROUGH 12-31-02

03135 ACCOUNT NO. 26-08292
 AAB

SSB70

PAGE 135

28% RATE
 GAIN/LOSS

DATE SOLD/ ACQUIRED	SALES PROCEEDS	COST BASIS	GAIN/LOSS	28% RATE GAIN/LOSS	DESCRIPTION OF PROPERTY
12-03-02 SOLD 09-10-01 ACQUIRED	427 52	915 00	487 48-	0.00	SHARES · RES-CARE INC
12-04-02 SOLD 08-29-01 ACQUIRED	843 69	1,823 00	979.31-	0 00	SHARES: TWEEETER HOME ENTMT GROUP INC COM
12-06-02 SOLD 09-26-01 ACQUIRED	1,118.83	1,377.00	258 17-	0 00	SHARES: LIFELINE SYS INC COM
12-06-02 SOLD 09-28-01 ACQUIRED	1,118 82	1,388 67	269 85-	0 00	SHARES: LIFELINE SYS INC COM
12-09-02 SOLD 11-20-00 ACQUIRED	2,089.96	1,337 50	752.46	0 00	SHARES: LIFELINE SYS INC COM
12-09-02 SOLD 04-02-01 ACQUIRED	2,089 95	1,618.75	471 20	0 00	SHARES: LIFELINE SYS INC COM
12-09-02 SOLD 04-03-01 ACQUIRED	2,089 96	1,588.07	501.89	0.00	SHARES: LIFELINE SYS INC COM
12-09-02 SOLD 05-17-01 ACQUIRED	2,089 95	1,840 00	249 95	0 00	SHARES: LIFELINE SYS INC COM

832

The Northern Trust Company
 50 South LaSalle Street, Chicago, Illinois 60675
 (312) 630-6000

THE LYNDE AND HARRY BRADLEY FOUNDATION
 DAVID L BABSON & CO.

FEDERAL SCHEDULE OF GAINS AND LOSSES
 ACCOUNT TRANSACTIONS TAXABLE DURING THE PERIOD
 01-01-02 THROUGH 12-31-02

03135 ACCOUNT NO 26-08292
 SS870 AAB

DATE SOLD/ ACQUIRED SALES PROCEEDS COST BASIS GAIN/LOSS 28% RATE GAIN/LOSS

DESCRIPTION OF PROPERTY	DATE SOLD/ ACQUIRED	SALES PROCEEDS	COST BASIS	GAIN/LOSS	28% RATE GAIN/LOSS
TWEETER HOME ENTMT GROUP INC COM	12-09-02 SOLD	4,179.92	3,711.00	468.92	0.00
	05-21-01 ACQUIRED				
SHARES					
100.00					
TWEETER HOME ENTMT GROUP INC COM	12-09-02 SOLD	1,059.18	1,377.00	317.82-	0.00
	09-26-01 ACQUIRED				
SHARES					
100.00					
RES-CARE INC	12-09-02 SOLD	1,059.17	1,375.53	316.36-	0.00
	09-26-01 ACQUIRED				
SHARES					
100.00					
TWEETER HOME ENTMT GROUP INC COM	12-10-02 SOLD	383.98	911.50	527.52-	0.00
	08-29-01 ACQUIRED				
SHARES					
100.00					
TWEETER HOME ENTMT GROUP INC COM	12-10-02 SOLD	3,191.42	4,126.59	935.17-	0.00
	09-26-01 ACQUIRED				
SHARES					
300.00					
TWEETER HOME ENTMT GROUP INC COM	12-10-02 SOLD	1,063.81	1,350.50	286.69-	0.00
	09-27-01 ACQUIRED				
SHARES					
100.00					
TWEETER HOME ENTMT GROUP INC COM	12-10-02 SOLD	2,127.61	2,710.00	582.39-	0.00
	10-01-01 ACQUIRED				
SHARES					
200.00					

The Northern Trust Company
 50 South LaSalle Street, Chicago, Illinois 60675
 (312) 630-6000

THE LYNDE AND HARRY BRADLEY FOUNDATION
 DAVID L. BABSON & CO.

03135 ACCOUNT NO. 26-08292
 AAB

FEDERAL SCHEDULE OF GAINS AND LOSSES
 ACCOUNT TRANSACTIONS TAXABLE DURING THE PERIOD
 01-01-02 THROUGH 12-31-02

DATE SOLD/ ACQUIRED	SALES PROCEEDS	COST BASIS	GAIN/LOSS	28% RATE GAIN/LOSS	DESCRIPTION OF PROPERTY
12-11-02 SOLD 09-27-01 ACQUIRED	2,165.41	2,701.00	535.59-	0.00	SHARES; TWEETER HOME ENTMT GROUP INC COM
12-12-02 SOLD 09-27-01 ACQUIRED	2,216.27	2,701.00	484.73-	0.00	SHARES; TWEETER HOME ENTMT GROUP INC COM
12-16-02 SOLD 09-27-01 ACQUIRED	2,898.81	3,931.26	1,032.45-	0.00	SHARES; TWEETER HOME ENTMT GROUP INC COM
12-17-02 SOLD 09-27-01 ACQUIRED	928.97	1,310.42	381.45-	0.00	SHARES; TWEETER HOME ENTMT GROUP INC COM
12-17-02 SOLD 09-27-01 ACQUIRED	927.94	1,310.42	382.48-	0.00	SHARES; TWEETER HOME ENTMT GROUP INC COM
12-18-02 SOLD 07-11-01 ACQUIRED	713.65	2,515.50	1,801.85-	0.00	SHARES; RES-CARE INC
12-18-02 SOLD 07-12-01 ACQUIRED	475.76	1,655.26	1,179.50-	0.00	SHARES;

04L

The Northern Trust Company
 50 South LaSalle Street, Chicago, Illinois 60675
 (312) 630-6000

03135 ACCOUNT NO. 26-08292
 AAB

THE LYNDE AND HARRY BRADLEY FOUNDATION
 DAVID L BABSON & CO

FEDERAL SCHEDULE OF GAINS AND LOSSES
 ACCOUNT TRANSACTIONS TAXABLE DURING THE PERIOD
 01-01-02 THROUGH 12-31-02

DATE SOLD/ ACQUIRED	SALES PROCEEDS	COST BASIS	GAIN/LOSS	28% RATE GAIN/LOSS	DESCRIPTION OF PROPERTY
12-18-02 SOLD 07-12-01 ACQUIRED	951.53	3,352.00	2,400.47-	0.00	SHARES · 400 00
12-18-02 SOLD 08-02-01 ACQUIRED	237.89	870.00	632.11-	0.00	SHARES · 100 00
12-18-02 SOLD 08-07-01 ACQUIRED	237.88	900.00	662.12-	0.00	SHARES · 100.00
12-18-02 SOLD 08-08-01 ACQUIRED	237.88	900.00	662.12-	0.00	SHARES · 100 00
12-18-02 SOLD 08-09-01 ACQUIRED	713.65	2,700.00	1,986.35-	0.00	SHARES · 300 00
12-18-02 SOLD 08-10-01 ACQUIRED	237.88	900.00	662.12-	0.00	SHARES · 100.00
12-18-02 SOLD 08-14-01 ACQUIRED	237.88	900.00	662.12-	0.00	SHARES · 100 00
12-18-02 SOLD 08-14-01 ACQUIRED	1,189.41	4,535.00	3,345.59-	0.00	SHARES · 500.00
12-18-02 SOLD 08-15-01 ACQUIRED	3,092.48	11,732.50	8,640.02-	0.00	SHARES · 1,300 00
12-18-02 SOLD 08-15-01 ACQUIRED	237.88	900.00	662.12-	0.00	SHARES · 100.00

142

The Northern Trust Company
 50 South LaSalle Street, Chicago, Illinois 60675
 (312) 630-6000

THE LYNDE AND HARRY BRADLEY FOUNDATION
 DAVID L BABSON & CO

03135 ACCOUNT NO. 26-08292
 AAB

FEDERAL SCHEDULE OF GAINS AND LOSSES
 ACCOUNT TRANSACTIONS TAXABLE DURING THE PERIOD
 01-01-02 THROUGH 12-31-02

28% RATE
 GAIN/LOSS

DATE SOLD/ ACQUIRED	SALES PROCEEDS	COST BASIS	GAIN/LOSS	28% RATE GAIN/LOSS	DESCRIPTION OF PROPERTY
12-18-02 SOLD 12-18-02	475.77	1,760 00	1,284 23-	0.00	SHARES: 200.00
08-16-01 ACQUIRED 08-16-01					SHARES: 200.00
12-18-02 SOLD 12-18-02	475.76	1,782 00	1,306.24-	0.00	SHARES: 200.00
08-22-01 ACQUIRED 08-22-01					SHARES: 200.00
12-18-02 SOLD 12-18-02	257.88	905.00	667.12-	0.00	SHARES: 100 00
08-24-01 ACQUIRED 08-24-01					SHARES: 100 00
12-18-02 SOLD 12-18-02	713 65	2,710.89	1,997 24-	0 00	SHARES: 300.00
10-03-01 ACQUIRED 10-03-01					SHARES: 300.00
12-18-02 SOLD 12-18-02	951.53	3,596.00	2,644 47-	0 00	SHARES: 400.00
10-11-01 ACQUIRED 10-11-01					SHARES: 400.00
12-18-02 SOLD 12-18-02	2,378.83	8,530.00	6,151 17-	0 00	SHARES: 1,000 00
10-29-01 ACQUIRED 10-29-01					SHARES: 1,000 00
12-18-02 SOLD 12-18-02	713 65	2,562 00	1,848.35-	0.00	SHARES: 300.00
10-30-01 ACQUIRED 10-30-01					SHARES: 300.00
12-18-02 SOLD 12-18-02	259 40	910 00	650 60-	0.00	SHARES: 100.00
08-27-01 ACQUIRED 08-27-01					SHARES: 100.00
12-18-02 SOLD 12-18-02	259 40	907.50	648.10-	0.00	SHARES: 100.00
08-30-01 ACQUIRED 08-30-01					SHARES: 100.00

ehl

The Northern Trust Company
 50 South LaSalle Street, Chicago, Illinois 60675
 (312) 630-6000

THE LYNDE AND HARRY BRADLEY FOUNDATION
 DAVID L. BABSON & CO.

03135 ACCOUNT NO 26-08292
 AAB SS870

FEDERAL SCHEDULE OF GAINS AND LOSSES
 ACCOUNT TRANSACTIONS TAXABLE DURING THE PERIOD
 01-01-02 THROUGH 12-31-02

28% RATE	GAIN/LOSS	COST BASIS	SALES PROCEEDS	DATE SOLD/ACQUIRED	DESCRIPTION OF PROPERTY	28% RATE	GAIN/LOSS
0.00	1,295.20-	1,814.00	518.80	12-18-02 SOLD 09-07-01 ACQUIRED	SHARES:	0.00	3,247.79-
0.00	3,958.21-	5,793.41	1,835.20	12-19-02 SOLD 07-12-01 ACQUIRED	SHARES:	0.00	3,958.21-
0.00	2,173.31-	3,222.00	1,048.69	12-19-02 SOLD 07-13-01 ACQUIRED	SHARES:	0.00	2,173.31-
0.00	4,486.84-	6,846.39	2,359.55	12-19-02 SOLD 07-16-01 ACQUIRED	SHARES:	0.00	4,486.84-
0.00	1,999.31-	3,048.00	1,048.69	12-19-02 SOLD 07-17-01 ACQUIRED	SHARES:	0.00	1,999.31-
0.00	998.50-	1,522.84	524.34	12-19-02 SOLD 07-18-01 ACQUIRED	SHARES:	0.00	998.50-
0.00	1,592.73-	2,379.24	786.51	12-19-02 SOLD 07-18-01 ACQUIRED	SHARES:	0.00	1,592.73-

RES-CARE INC

The Northern Trust Company
 50 South LaSalle Street, Chicago, Illinois 60675
 (312) 630-6000

THE LYNDE AND HARRY BRADLEY FOUNDATION
 DAVID L. BABSON & CO.

ACCOUNT NO. 26-08292 AAB
 03135 SS870

FEDERAL SCHEDULE OF GAINS AND LOSSES
 ACCOUNT TRANSACTIONS TAXABLE DURING THE PERIOD
 01-01-02 THROUGH 12-31-02

PAGE 141

28% RATE
 GAIN/LOSS

0.00

0.00

0.00

0.00

0.00

0.00

0.00

0.00

0.00

DESCRIPTION OF PROPERTY

DATE SOLD/
 ACQUIRED

SALES
 PROCEEDS

COST
 BASIS

GAIN/LOSS

SHARES:

300.00

SOLD

12-19-02

786 52

2,441 37

1,654 85-

SHARES:

200.00

SOLD

12-19-02

524 34

1,643 00

1,118 66-

SHARES:

500.00

SOLD

12-19-02

1,310.86

4,055.50

2,744.64-

SHARES:

100 00

SOLD

12-19-02

262.17

806.00

543 83-

SHARES:

100.00

SOLD

12-19-02

262 17

821.00

558 83-

SHARES:

200 00

SOLD

12-19-02

524.35

1,607.00

1,082.65-

SHARES:

100 00

SOLD

12-19-02

262.17

805 00

542 83-

SHARES:

100 00

SOLD

12-19-02

262.17

804 50

542.33-

SHARES:

100.00

SOLD

12-19-02

262 17

795 00

532.83-

SOUTHWEST WTR CO COM

hhl

The Northern Trust Company
 50 South LaSalle Street, Chicago, Illinois 60675
 (312) 630-6000

03135 ACCOUNT NO. 26-08292
 AAB

THE LYNDE AND HARRY BRADLEY FOUNDATION
 DAVID L BARBSON & CO

FEDERAL SCHEDULE OF GAINS AND LOSSES
 ACCOUNT TRANSACTIONS TAXABLE DURING THE PERIOD
 01-01-02 THROUGH 12-31-02

28% RATE
 GAIN/LOSS

DATE SOLD/ ACQUIRED	SALES PROCEEDS	COST BASIS	GAIN/LOSS	28% RATE GAIN/LOSS	DESCRIPTION OF PROPERTY
12-19-02 ACQUIRED 12-12-00	1,379 19	1,042.86	336.33	0 00	SHARES· SOLD 100.00 ACQUIRED
TWEETER HOME ENMT GROUP INC COM					
12-19-02 ACQUIRED 09-27-01	1,698.86	2,620.84	921 98-	0 00	SHARES: SOLD 200.00 ACQUIRED
SOUTHWEST WTR CO COM					
12-20-02 ACQUIRED 12-12-00	1,374.94	1,042.85	332 09	0 00	SHARES: SOLD 100 00 ACQUIRED
SOUTHWEST WTR CO COM					
12-26-02 ACQUIRED 12-12-00	1,381 46	1,042 86	338 60	0 00	SHARES: SOLD 100 00 ACQUIRED
SOUTHWEST WTR CO COM					
12-31-02 ACQUIRED 12-12-00	1,353 73	1,042.85	310.88	0 00	SHARES· SOLD 100.00 ACQUIRED
SUB-TOTAL					
			988,397.41	0 00	
			1,036,305.17	0 00	
			988,397.41	0 00	
			1,036,305.17	0 00	TOTAL LONG TERM CAPITAL GAIN/LOSS-

END OF SALES SCHEDULE

SHL

The Northern Trust Company
 50 South LaSalle Street, Chicago, Illinois 60675
 (312) 630-6000

THE LYNDE AND HARRY BRADLEY FOUNDATION
 DAVID L. BABSON & CO.

FEDERAL SCHEDULE OF GAINS AND LOSSES
 ACCOUNT TRANSACTIONS TAXABLE DURING THE PERIOD
 01-01-02 THROUGH 12-31-02

*** SUMMARY REPORT ***

NET SHORT TERM CAPITAL GAINS AND LOSSES	161,447.45
<u>SHORT TERM GAINS AND LOSSES</u>	
TOTAL SHORT TERM CAPITAL GAINS AND LOSSES	161,447.45
NET LONG TERM CAPITAL GAINS AND LOSSES - 20 %	47,907.76
NET L/T CAPITAL GAIN-QUALIFIED 5-YEAR GAIN	0.00
SUB TOTAL LONG TERM GAINS AND LOSSES	47,907.76
TOTAL LONG TERM CAPITAL GAINS AND LOSSES	47,907.76
SECTION 1250 GAINS AND LOSSES - 25 %	0.00

\$209,355.21

page 224

746

The Northern Trust Company
 50 South LaSalle Street, Chicago, Illinois 60675
 (312) 630-6000

03015 ACCOUNT NO. 26-01676 THE LYNDE AND HARRY BRADLEY FOUNDATION
 AAB FAYEZ SAROFIM & CO

FEDERAL SCHEDULE OF GAINS AND LOSSES
 ACCOUNT TRANSACTIONS TAXABLE DURING THE PERIOD
 01-01-02 THROUGH 12-31-02

SHORT TERM CAPITAL GAINS AND LOSSES

DESCRIPTION OF PROPERTY	DATE SOLD/ ACQUIRED	SALES PROCEEDS	COST BASIS	GAIN/LOSS
-------------------------	------------------------	-------------------	---------------	-----------

TEXAS INSTRS INC COM	SOLD 02-22-02	290,895.62	272,000.00	18,895.62
SHARES: 10,000.00	ACQUIRED 12-21-01			

PFIZER INC, COMMON STOCK, \$11 1/9 PAR

SHARES: 4,000.00	SOLD 06-18-02	143,575.67	166,200.00	22,624.33-
	ACQUIRED 12-21-01			

TEXAS INSTRS INC COM

SHARES: 24,800.00	SOLD 09-27-02	396,130.83	674,560.00	278,429.17-
	ACQUIRED 12-21-01			

SUB-TOTAL

		830,602.12	1,112,760.00	282,157.88-
--	--	------------	--------------	-------------

TOTAL SHORT TERM CAPITAL GAIN/LOSS-

LONG TERM CAPITAL GAINS AND LOSSES

FORD MTR CO DEL COM PAR \$0.01

DESCRIPTION OF PROPERTY	DATE SOLD/ ACQUIRED	SALES PROCEEDS	COST BASIS	GAIN/LOSS	28% RATE GAIN/LOSS
-------------------------	------------------------	-------------------	---------------	-----------	-----------------------

747

The Northern Trust Company
 50 South LaSalle Street, Chicago, Illinois 60675
 (312) 630-6000

THE LYNDE AND HARRY BRADLEY FOUNDATION
 FAYEZ SAROFIM & CO

03015 ACCOUNT NO. 26-01676
 SS870 AAB

FEDERAL SCHEDULE OF GAINS AND LOSSES
 ACCOUNT TRANSACTIONS TAXABLE DURING THE PERIOD
 01-01-02 THROUGH 12-31-02

DATE SOLD/
 SALES PROCEEDS
 COST BASIS
 GAIN/LOSS
 28% RATE
 GAIN/LOSS

DESCRIPTION OF PROPERTY	DATE SOLD/ ACQUIRED	SALES PROCEEDS	COST BASIS	GAIN/LOSS	28% RATE GAIN/LOSS
EMC CORP COM	02-22-02 SOLD 08-02-00 ACQUIRED	511,800.95	628,728.43	116,927.48-	0.00
SHARES:					
35,421.00					
TRAVELERS PPTY CAS CORP NEW CL B	09-11-02 SOLD 05-13-93 ACQUIRED	14.29	2 30	11.99	0.00
SHARES:					
0.84					
TRAVELERS PPTY CAS CORP NEW CL A	09-11-02 SOLD 05-13-93 ACQUIRED	13 26	2 16	11.10	0.00
SHARES:					
0.85					
CISCO SYS INC COMMON STOCK	09-27-02 SOLD 09-22-97 ACQUIRED	356,893.66	263,855.55	93,038.11	0.00
SHARES:					
31,500.00					
NORFOLK SOUTHN CORP COM	09-27-02 SOLD 10-14-97 ACQUIRED	46,452.82	36,871.53	9,581.29	0.00
SHARES:					
4,100.00					
NORFOLK SOUTHN CORP COM	09-27-02 SOLD 08-20-99 ACQUIRED	45,300.25	59,392.62	14,092.37-	0.00
SHARES:					
2,100.00					

THE LYNDE AND HARRY BRADLEY FOUNDATION
 FAYEZ SAROFIM & CO

03015 ACCOUNT NO. 26-01676
 SS870 AAB

FEDERAL SCHEDULE OF GAINS AND LOSSES
 ACCOUNT TRANSACTIONS TAXABLE DURING THE PERIOD
 01-01-02 THROUGH 12-31-02

28% RATE	GAIN/LOSS	COST BASIS	SALES PROCEEDS	DATE SOLD/ ACQUIRED	DESCRIPTION OF PROPERTY	GAIN/LOSS	28% RATE
0.00	3,365.01-	173,780.25	170,415.24	09-27-02 ACQUIRED 10-20-99	SHARES; TRAVELERS PTY CAS CORP NEW CL B	7,900.00	0.00
0.00	27,126.12	5,991.99	33,118.11	12-24-02 ACQUIRED 05-13-93	SHARES; TRAVELERS PTY CAS CORP NEW CL A	2,186.08	0.00
0.00	20,750.13-	53,880.96	33,130.83	12-24-02 ACQUIRED 12-21-01	SHARES; TRAVELERS PTY CAS CORP NEW CL A	2,186.92	0.00
0.00	13,308.23	2,698.01	16,006.24	12-24-02 ACQUIRED 05-13-93	SHARES; TRAVELERS PTY CAS CORP NEW CL A	1,063.57	0.00
0.00	8,251.89-	24,271.08	16,019.19	12-24-02 ACQUIRED 12-21-01	SHARES; TRAVELERS PTY CAS CORP NEW CL A	1,064.43	0.00
0.00	268,981.97-	1,567,577.70	1,298,595.73		SUB-TOTAL	1,298,595.73	0.00
0.00	268,981.97-	1,567,577.70	1,298,595.73		TOTAL LONG TERM CAPITAL GAIN/LOSS-	1,298,595.73	0.00

END OF SALES SCHEDULE

The Northern Trust Company
 50 South LaSalle Street, Chicago, Illinois 60675
 (312) 630-6000

03015 ACCOUNT NO. 26-01676

THE LYNDE AND HARRY BRADLEY FOUNDATION
 FAYEZ SAROFIM & CO

FEDERAL SCHEDULE OF GAINS AND LOSSES
 ACCOUNT TRANSACTIONS TAXABLE DURING THE PERIOD
 01-01-02 THROUGH 12-31-02

*** SUMMARY REPORT ***

SHORT TERM GAINS AND LOSSES

NET SHORT TERM CAPITAL GAINS AND LOSSES 282,157.88-

TOTAL SHORT TERM CAPITAL GAINS AND LOSSES 282,157.88-

LONG TERM GAINS AND LOSSES

NET LONG TERM CAPITAL GAINS AND LOSSES - 20 X 268,981.97-

NET LONG TERM CAPITAL GAINS AND LOSSES - 28 X 0 00

SUB TOTAL LONG TERM GAINS AND LOSSES 268,981.97-

TOTAL LONG TERM CAPITAL GAINS AND LOSSES 268,981.97-

(#551,139.85) page 24

The Northern Trust Company
 50 South LaSalle Street, Chicago, Illinois 60675
 (312) 630-6000

THE LYNDE AND HARRY BRADLEY FOUNDATION
 BAIRD ADVISORS

03049 ACCOUNT NO. 26-06960
 SS870 AAB

FEDERAL SCHEDULE OF GAINS AND LOSSES
 ACCOUNT TRANSACTIONS TAXABLE DURING THE PERIOD
 01-01-02 THROUGH 12-31-02

DESCRIPTION OF PROPERTY	DATE SOLD/ ACQUIRED	SALES PROCEEDS	COST BASIS	GAIN/LOSS
SHORT TERM CAPITAL GAINS AND LOSSES				
NORTHWEST AIRLS PASS THRU TRS 1997-1 PASS THRU CTF CL 1B 7 248% DUE 07-02-2014 BEQ	01-02-02 SOLD	15,567 57	14,932 10	635 47
PYPL PROTECTIVE LIFE U S FDG TR FDG AGREEMENT BACKED NT 5 875% DUE 08-15-2006 BEQ	01-07-02 SOLD	253,142 50	249,700.00	3,442 50
BANK ONE CORP NT 6 0% DUE 08-01-2008 BEQ	01-09-02 SOLD	301,164 00	299,718.00	1,446 00
FHLMC GOLD C00742 6.5 04-01-2029	01-15-02 SOLD	12,046 55	12,133.13	86.58-
GNMA POOL # 780656 SER 2027 6.5% DUE 10-15-2027 REG	12-20-01 ACQUIRED			

The Northern Trust Company
 50 South LaSalle Street, Chicago, Illinois 60675
 (312) 630-6000

THE LYNDE AND HARRY BRADLEY FOUNDATION
 BAIRD ADVISORS

03049 ACCOUNT NO. 26-06960
 SS870 AAB

FEDERAL SCHEDULE OF GAINS AND LOSSES
 ACCOUNT TRANSACTIONS TAXABLE DURING THE PERIOD
 01-01-02 THROUGH 12-31-02

DESCRIPTION OF PROPERTY	DATE SOLD/ ACQUIRED	SALES PROCEEDS	COST BASIS	GAIN/LOSS
GNMA POOL # 781048 SER 2029 6 5% DUE REG	SOLD 01-15-02 ACQUIRED 11-13-01	5,381.39	5,541.99	160 60-
AMES MTG TR 98-C MTG PASSTRU CTF CL A-6F 6 133% DUE 09-15-2028 BEO	SOLD 01-15-02 ACQUIRED 11-21-01	5,931.21	6,000.72	69 51-
TYCO INTL GROUP S A CRP TYC 6 375% DUE 10-15-2011/10-14-2011 BEO	SOLD 01-15-02 ACQUIRED 02-02-01	4,209.32	4,194.85	14 47
FNMA POOL # 252162 6.5% DUE 12-01-2028 REG	SOLD 01-22-02 ACQUIRED 01-18-02	100,855.00	94,897.59	5,957 41
FNMA POOL # 252645 6.5% DUE 08-01-2029 REG	SOLD 01-25-02 ACQUIRED 10-30-01	6,745 73	6,927 02	181 29-

PSL

The Northern Trust Company
 50 South LaSalle Street, Chicago, Illinois 60675
 (312) 630-6000

03049 ACCOUNT NO 26-06960 THE LYNDE AND HARRY BRADLEY FOUNDATION
 SS870 AAB BAIRD ADVISORS

FEDERAL SCHEDULE OF GAINS AND LOSSES
 ACCOUNT TRANSACTIONS TAXABLE DURING THE PERIOD
 01-01-02 THROUGH 12-31-02

DESCRIPTION OF PROPERTY	DATE SOLD/ ACQUIRED	SALES PROCEEDS	COST BASIS	GAIN/LOSS
SALOMON BROS MTG SECS VII INC SER 1997-LB6 6.82% ABS CTF DUE 11-25-2027 BEO	01-25-02 SOLD 09-25-01 ACQUIRED	8,145 46	8,303 28	157 82-
FEDERAL NATIONAL MORTGAGE ASSOCIATION REMIC TRUST SERIES 1991-59 CLASS Z 6.50% GTD MTG PASS THRU CTF DUE 6-25-2021 REG	01-25-02 SOLD 07-03-01 ACQUIRED	5,300 67	5,402 54	101.87-
FHLMC 6 625% DUE 09-15-2009 REG	01-29-02 SOLD 01-22-02 ACQUIRED	10,371 93	10,378 41	6 48-
FHLMC 6 625% DUE 09-15-2009 REG	01-29-02 SOLD 01-22-02 ACQUIRED	53,659.00	53,866 00	207 00-
CNO RESIDENTIAL FDG MTG SECS I INC MTG PASS SER 1996-S14 CL M-1 7 5% DUE 05-25-2026 BEO	01-29-02 SOLD 01-22-02 ACQUIRED	53,424.50	53,866 00	441 50-

The Northern Trust Company
 50 South LaSalle Street, Chicago, Illinois 60675
 (312) 630-6000

THE LYNDE AND HARRY BRADLEY FOUNDATION
 BAIRD ADVISORS

03049 ACCOUNT NO 26-06960
 SS870 AAB

FEDERAL SCHEDULE OF GAINS AND LOSSES
 ACCOUNT TRANSACTIONS TAXABLE DURING THE PERIOD
 01-01-02 THROUGH 12-31-02

DESCRIPTION OF PROPERTY	DATE SOLD/ ACQUIRED	SALES PROCEEDS	COST BASIS	GAIN/LOSS
PAR VALUE, 3,833 78	SOLD 02-01-02 ACQUIRED 07-26-01	3,833 78	3,980 36	146 58-
PVTPL ENRON CR LINKED NTS TR US\$ CR LKD NT 149A 7.375% DUE 05-15-2006 BEQ				
PAR VALUE 63,000 00	SOLD 02-04-02 ACQUIRED 05-17-01	22,207 50	62,940 15	40,732 65-
FHLMC GOLD C00742 6.5 04-01-2029				
PAR VALUE: 8,302.80	SOLD 02-15-02 ACQUIRED 12-20-01	8,302.80	8,362 48	59 68-
GNMA POOL # 780656 SER 2027 6 5% DUE 10-15-2027 REG				
PAR VALUE: 4,477 38	SOLD 02-15-02 ACQUIRED 11-13-01	4,477 38	4,611 00	133 62-
GNMA POOL # 781048 SER 2029 6 5% DUE 06-15-2029 REG				
PAR VALUE: 6,511 97	SOLD 02-15-02 ACQUIRED 11-21-01	6,511.97	6,588 28	76 31-
FNMA POOL # 252162 6 5% DUE 12-01-2028 REG				

The Northern Trust Company
 50 South LaSalle Street, Chicago, Illinois 60675
 (312) 630-6000

03049 ACCOUNT NO 26-06960 THE LYNDE AND HARRY BRADLEY FOUNDATION
 SS870 AAB BAIRD ADVISORS

FEDERAL SCHEDULE OF GAINS AND LOSSES
 ACCOUNT TRANSACTIONS TAXABLE DURING THE PERIOD
 01-01-02 THROUGH 12-31-02

DESCRIPTION OF PROPERTY	DATE SOLD/ACQUIRED	SALES PROCEEDS	COST BASIS	GAIN/LOSS
FNMA POOL # 252645 6.5% DUE 08-01-2029 REG	SOLD 02-25-02 ACQUIRED 10-30-01	4,817 62	4,947 09	129.47-
SALOMON BROS MTG SECS VII INC SER 1997-LB6 6 82X ABS CTF DUE 11-25-2027 BEO	SOLD 02-25-02 ACQUIRED 09-25-01	5,048 29	5,146 10	97 81-
FEDERAL NATIONAL MORTGAGE ASSOCIATION REMIC TRUST SERIES 1991-59 CLASS Z 6.50% GTD MTG PASS THRU CTF DUE 6-25-2021 REG	SOLD 02-25-02 ACQUIRED 04-12-01	8,259 64	8,264 81	5 17-
CMO RESIDENTIAL FDG MTG SECS I INC MTG PASS SER 1996-S14 CL M-1 7 5% DUE 05-25-2026 BEO	SOLD 02-27-02 ACQUIRED 07-26-01	4,414 86	4,583 66	168.80-
FHLMC 6 625% DUE 09-15-2009 REG				

The Northern Trust Company
 50 South LaSalle Street, Chicago, Illinois 60675
 (312) 630-6000

THE LYNDE AND HARRY BRADLEY FOUNDATION
 BAIRD ADVISORS

03049 ACCOUNT NO. 26-06960
 SS870 AAB

FEDERAL SCHEDULE OF GAINS AND LOSSES
 ACCOUNT TRANSACTIONS TAXABLE DURING THE PERIOD
 01-01-02 THROUGH 12-31-02

DESCRIPTION OF PROPERTY	DATE SOLD/ ACQUIRED	SALES PROCEEDS	COST BASIS	GAIN/LOSS
PAR VALUE: 50,000 00 FHLMC GOLD C00742 6.5 04-01-2029	SOLD 03-06-02 ACQUIRED 02-28-02	53,600 50	54,145 00	544.50-
PAR VALUE: 6,743.50 FHLMC GOLD C00760 6.5 05-01-2029	SOLD 03-15-02 ACQUIRED 12-20-01	6,743.50	6,791 97	48 47-
PAR VALUE: 4,638 40 GNMA POOL # 780656 SER 2027 6.5% DUE	SOLD 03-15-02 ACQUIRED 02-14-02	4,638 40	4,731 17	92.77-
PAR VALUE: 3,915.88 GNMA POOL # 781048 SER 2029 6 5% DUE	SOLD 03-15-02 ACQUIRED 11-13-01	3,915 88	4,032 74	116 86-
PAR VALUE: 5,316 00 GNMA POOL # 252162 6 5% DUE 12-01-2028	SOLD 03-15-02 ACQUIRED 11-21-01	5,316 00	5,378 30	62 30-
PAR VALUE: 4,407.95 FNMA POOL # 252645 6 5% DUE 08-01-2029	SOLD 03-25-02 ACQUIRED 10-30-01	4,407 95	4,526 41	118.46-

The Northern Trust Company
 50 South LaSalle Street, Chicago, Illinois 60675
 (312) 630-6000

THE LYNDE AND HARRY BRADLEY FOUNDATION
 BAIRD ADVISORS

FEDERAL SCHEDULE OF GAINS AND LOSSES
 ACCOUNT TRANSACTIONS TAXABLE DURING THE PERIOD
 01-01-02 THROUGH 12-31-02

DESCRIPTION OF PROPERTY	DATE SOLD/ ACQUIRED	SALES PROCEEDS	COST BASIS	GAIN/LOSS
SS870 AAB ACCOUNT NO. 26-06960				
SALOMON BROS MTG SECS VII INC SER 1997-LB6 6 82X ABS CTF DUE 11-25-2027 BEO	SOLD 03-25-02 ACQUIRED 09-25-01	4,820.84	4,914.24	93 40-
FEDERAL NATIONAL MORTGAGE ASSOCIATION REMIC TRUST SERIES 1991-59 CLASS Z 6 50X GTD MTG PASS THRU CTF DUE 6-25-2021 REG	SOLD 03-25-02 ACQUIRED 07-03-01	3,975.63	4,052.04	76 41-
CNO RESIDENTIAL FDG MTG SECS I INC MTG PASS SER 1996-S14 CL M-1 7 5X DUE 05-25-2026 BEO	SOLD 03-26-02 ACQUIRED 07-26-01	2,263.39	2,349.93	86.54-
BANC ONE CORP 10 0X DUE 08-15-2010 REG	SOLD 04-04-02 ACQUIRED 01-09-02	274,754.25	273,519.00	1,235.25
FHLMC 6 625X DUE 09-15-2009 REG				

The Northern Trust Company
 50 South LaSalle Street, Chicago, Illinois 60675
 (312) 630-6000

03049 ACCOUNT NO 26-06960 THE LYNDE AND HARRY BRADLEY FOUNDATION
 SS870 AAB BAIRD ADVISORS

FEDERAL SCHEDULE OF GAINS AND LOSSES
 ACCOUNT TRANSACTIONS TAXABLE DURING THE PERIOD
 01-01-02 THROUGH 12-31-02

DESCRIPTION OF PROPERTY	DATE SOLD/ ACQUIRED	SALES PROCEEDS	COST BASIS	GAIN/LOSS
PAR VALUE. 50,000 00	04-09-02 SOLD 02-28-02 ACQUIRED	52,959.50	54,145.00	1,185 50-
BLACK & DECKER CORP SR NT 7.125% DUE 06-01-2011 BEG				
PAR VALUE 150,000 00	04-09-02 SOLD 05-29-01 ACQUIRED	153,535 50	148,833 00	4,702 50
FHLMC 6 625% DUE 09-15-2009 REG				
PAR VALUE 125,000 00	04-10-02 SOLD 04-09-02 ACQUIRED	132,495 00	131,867 87	627 13
FHLMC GOLD C00760 6.5 05-01-2029				
PAR VALUE. 4,744 74	04-15-02 SOLD 02-14-02 ACQUIRED	4,744 74	4,839 63	94 89-
GNMA POOL # 780656 SER 2027 6.5% DUE 10-15-2027 REG				
PAR VALUE. 4,123.52	04-15-02 SOLD 11-13-01 ACQUIRED	4,123 52	4,246 58	123.06-
GNMA POOL # 781048 SER 2029 6 5% DUE 06-15-2029 REG				
PAR VALUE. 6,000 62	04-15-02 SOLD 11-21-01 ACQUIRED	6,000 62	6,070 94	70 32-
FHLMC GOLD C00742 6 5 04-01-2029				

85L

The Northern Trust Company
 50 South LaSalle Street, Chicago, Illinois 60675
 (312) 630-6000

THE LYNDE AND HARRY BRADLEY FOUNDATION
 BAIRD ADVISORS

FEDERAL SCHEDULE OF GAINS AND LOSSES
 ACCOUNT TRANSACTIONS TAXABLE DURING THE PERIOD
 01-01-02 THROUGH 12-31-02

03049 ACCOUNT NO 26-06960
 SS870 AAB

DESCRIPTION OF PROPERTY	DATE SOLD/ ACQUIRED	SALES PROCEEDS	COST BASIS	GAIN/LOSS
PAR VALUE, 7,251 25	SOLD 04-16-02 ACQUIRED 04-15-02	7,251 25	7,366.82	115 57-
FHLMC GOLD C00742 6.5 04-01-2029				
PAR VALUE, 136,418 18	SOLD 04-19-02 ACQUIRED 04-15-02	138,038.15	138,592 35	554.20-
FNMA POOL # 251967 6 5% DUE 09-01-2028				
REG				
PAR VALUE, 6,219 17	SOLD 04-25-02 ACQUIRED 03-18-02	6,219 17	6,240 55	21.38-
FNMA POOL # 252162 6.5% DUE 12-01-2028				
REG				
PAR VALUE, 4,018 12	SOLD 04-25-02 ACQUIRED 10-30-01	4,018 12	4,126 11	107 99-
FNMA POOL # 252645 6.5% DUE 08-01-2029				
REG				
PAR VALUE, 5,359 64	SOLD 04-25-02 ACQUIRED 09-25-01	5,359 64	5,463.48	103.84-
CMO RESIDENTIAL FDG MTG SECS I INC MTG PASS SER 1996-S14 CL M-1 7.5% DUE 05-25-2026 BE0				

LSL

The Northern Trust Company
 50 South LaSalle Street, Chicago, Illinois 60675
 (312) 630-6000

03049 ACCOUNT NO. 26-06960 THE LYNDE AND HARRY BRADLEY FOUNDATION
 SS870 AAB BAIRD ADVISORS

FEDERAL SCHEDULE OF GAINS AND LOSSES
 ACCOUNT TRANSACTIONS TAXABLE DURING THE PERIOD
 01-01-02 THROUGH 12-31-02

DESCRIPTION OF PROPERTY	DATE SOLD/ ACQUIRED	SALES PROCEEDS	COST BASIS	GAIN/LOSS
PAR VALUE.	SOLD 04-26-02	3,208.44	3,331.11	122.67-
SALOMON BROS MTC SECS VII INC SER 1997-LB6 6 82% ABS CTF DUE 11-25-2027 BE0	ACQUIRED 07-26-01			
PAR VALUE:	SOLD 05-08-02	4,329 75	4,412 96	83 21-
FHLMC GOLD C00742 6 5 04-01-2029	ACQUIRED 07-03-01			
PAR VALUE:	SOLD 05-15-02	8,202.96	8,333 69	130.73-
FHLMC GOLD C00760 6 5 05-01-2029	ACQUIRED 04-15-02			
PAR VALUE	SOLD 05-15-02	4,194 38	4,278.27	83 89-
FHLMC GOLD C00785 6.5 06-01-2029	ACQUIRED 02-14-02			
PAR VALUE.	SOLD 05-15-02	4,238 90	4,292.55	53.65-
GNMA POOL # 780656 SER 2027 6 5% DUE 10-15-2027 REG	ACQUIRED 04-10-02			
PAR VALUE.	SOLD 05-15-02	4,275.94	4,403 55	127 61-
GNMA POOL # 781048 SER 2029 6.5% DUE 06-15-2029 REG	ACQUIRED 11-13-01			

The Northern Trust Company

50 South LaSalle Street, Chicago, Illinois 60675
(312) 630-6000

03049 ACCOUNT NO. 26-06960
SS870 AAB

THE LYNDE AND HARRY BRADLEY FOUNDATION
BAIRD ADVISORS

FEDERAL SCHEDULE OF GAINS AND LOSSES
ACCOUNT TRANSACTIONS TAXABLE DURING THE PERIOD
01-01-02 THROUGH 12-31-02

PAGE
11

<u>DESCRIPTION OF PROPERTY</u>	<u>DATE SOLD/ ACQUIRED</u>	<u>SALES PROCEEDS</u>	<u>COST BASIS</u>	<u>GAIN/LOSS</u>
PAR VALUE: 6,288 13	SOLD 05-15-02 ACQUIRED 11-21-01	6,288.13	6,361.82	73 69-
FNMA POOL # 251967 6 5% DUE 09-01-2028 REG				
PAR VALUE: 6,448 32	SOLD 05-28-02 ACQUIRED 03-18-02	6,448 32	6,470 49	22 17-
FNMA POOL # 252162 6 5% DUE 12-01-2028 REG				
PAR VALUE: 4,212 86	SOLD 05-28-02 ACQUIRED 10-30-01	4,212.86	4,326 08	113.22-
FNMA POOL # 252645 6.5% DUE 08-01-2029 REG				
PAR VALUE: 5,936 82	SOLD 05-28-02 ACQUIRED 09-25-01	5,936 82	6,051.85	115 03-
SALOMON BROS MTG SECS VII INC SER 1997-LB6 6.82% ABS CTF DUE 11-25-2027 BEO				
PAR VALUE 4,223.53	SOLD 05-28-02 ACQUIRED 07-03-01	4,223.53	4,304 20	80 67-
CMO RESIDENTIAL FDG MTG SECS I INC MTG PASS SER 1996-S14 CL M-1 7.5% DUE 05-25-2026 BEO				

761

The Northern Trust Company
 50 South LaSalle Street, Chicago, Illinois 60675
 (312) 630-6000

THE LYNDE AND HARRY BRADLEY FOUNDATION
 BAIRD ADVISORS

FEDERAL SCHEDULE OF GAINS AND LOSSES
 ACCOUNT TRANSACTIONS TAXABLE DURING THE PERIOD
 01-01-02 THROUGH 12-31-02

DESCRIPTION OF PROPERTY	DATE SOLD/ ACQUIRED	SALES PROCEEDS	COST BASIS	GAIN/LOSS
PAR VALUE	SOLD 05-29-02	3,054 07	3,170 84	116.77-
WORLDCOM INC GA NEW NT 8 0% DUE 05-15-2006 BE0 IN DEFAULTED	ACQUIRED 07-26-01			
PAR VALUE	SOLD 06-05-02	28,250 00	46,878.50	18,628 50-
FHLMC GOLD C00742 6,5 04-01-2029	ACQUIRED 03-21-02			
PAR VALUE	SOLD 06-17-02	7,502 58	7,622.15	119 57-
FHLMC GOLD C00760 6 5 05-01-2029	ACQUIRED 04-15-02			
PAR VALUE:	SOLD 06-17-02	3,515 00	3,585.30	70 30-
FHLMC GOLD C00785 6 5 06-01-2029	ACQUIRED 02-14-02			
PAR VALUE	SOLD 06-17-02	3,597 19	3,642 72	45 53-
FHLMC MULTICLASS SERIES 2418 CL MC 6 0% DUE 09-15-2019 REG	ACQUIRED 04-10-02			
PAR VALUE	SOLD 06-17-02	981 70	1,001 64	19 94-
GNMA POOL # 780656 SER 2027 6.5% DUE 10-15-2027 REG	ACQUIRED 05-16-02			

The Northern Trust Company
 50 South LaSalle Street, Chicago, Illinois 60675
 (312) 630-6000

THE LYNDE AND HARRY BRADLEY FOUNDATION
 BAIRD ADVISORS

FEDERAL SCHEDULE OF GAINS AND LOSSES
 ACCOUNT TRANSACTIONS TAXABLE DURING THE PERIOD
 01-01-02 THROUGH 12-31-02

03049 ACCOUNT NO 26-06960
 SS870 AAB

DESCRIPTION OF PROPERTY	DATE SOLD/ ACQUIRED	SALES PROCEEDS	COST BASIS	GAIN/LOSS
PAR VALUE	SOLD 06-17-02	4,889 40	5,035 32	145.92-
GNMA POOL # 781048 SER 2029 6 5% DUE 06-15-2029 REG	ACQUIRED 11-13-01			
PAR VALUE:	SOLD 06-17-02	6,936 35	7,017 64	81 29-
FHLMC 6 625% DUE 09-15-2009 REG	ACQUIRED 11-21-01			
PAR VALUE	SOLD 06-24-02	82,081 50	82,471 50	390.00-
FNMA POOL # 251967 6 5% DUE 09-01-2028 REG	ACQUIRED 06-24-02			
PAR VALUE:	SOLD 06-25-02	5,315 07	5,333 34	18 27-
FNMA POOL # 252162 6.5% DUE 12-01-2028 REG	ACQUIRED 03-18-02			
PAR VALUE:	SOLD 06-25-02	3,485 32	3,578 99	93.67-
FNMA POOL # 252645 6 5% DUE 08-01-2029 REG	ACQUIRED 10-30-01			

The Northern Trust Company

50 South LaSalle Street, Chicago, Illinois 60675
(312) 630-6000

03049 ACCOUNT NO. 26-06960
SS870 AAB

THE LYNDE AND HARRY BRADLEY FOUNDATION
BAIRD ADVISORS

FEDERAL SCHEDULE OF GAINS AND LOSSES
ACCOUNT TRANSACTIONS TAXABLE DURING THE PERIOD
01-01-02 THROUGH 12-31-02

PAGE
14

<u>DESCRIPTION OF PROPERTY</u>	<u>DATE SOLD/ ACQUIRED</u>	<u>SALES PROCEEDS</u>	<u>COST BASIS</u>	<u>GAIN/LOSS</u>
PAR VALUE: 5,398 25	SOLD 06-25-02	5,398 25	5,502 84	104.59-
	ACQUIRED 09-25-01			
SALOMON BROS MTG SECS VII INC SER 1997-LB6 6 82% ABS CTF DUE 11-25-2027 BEO				
PAR VALUE: 6,083 11	SOLD 06-25-02	6,083 11	6,068 74	14 37
	ACQUIRED 07-03-01			
SAXON ASSET SECS TR MTG LN ASSET BKD CTF1999-2 CL AF-6 6 415% DUE 06-25-2014 BEO				
PAR VALUE: 3,019.96	SOLD 06-25-02	3,019.96	3,066 09	46 13-
	ACQUIRED 07-24-01			
CMO RESIDENTIAL FDG MTG SECS I INC MTG PASS SER 1996-S14 CL M-1 7 5% DUE 05-25-2026 BEO				
PAR VALUE: 3,838 75	SOLD 06-26-02	3,838 75	3,985.52	146.77-
	ACQUIRED 07-26-01			
QWEST CAP FDG INC GTD NT 7 0% DUE 08-03-2009 BEO				
PAR VALUE: 50,000 00	SOLD 07-09-02	27,380 00	49,626.00	22,246 00-
	ACQUIRED 07-25-01			
FHLMC GOLD C00742 6.5 04-01-2029				

794

The Northern Trust Company

50 South LaSalle Street, Chicago, Illinois 60675
(312) 630-6000

03049 ACCOUNT NO 26-06960
SS870 AAB

THE LYNDE AND HARRY BRADLEY FOUNDATION
BAIRD ADVISORS

FEDERAL SCHEDULE OF GAINS AND LOSSES
ACCOUNT TRANSACTIONS TAXABLE DURING THE PERIOD
01-01-02 THROUGH 12-31-02

PAGE
15

<u>DESCRIPTION OF PROPERTY</u>			<u>DATE SOLD/ ACQUIRED</u>	<u>SALES PROCEEDS</u>	<u>COST BASIS</u>	<u>GAIN/LOSS</u>
PAR VALUE	7,293.24	SOLD	07-15-02	7,293 24	7,409 48	116 24-
		ACQUIRED	04-15-02			
FHLMC GOLD C00760 6.5 05-01-2029						
PAR VALUE	3,576 82	SOLD	07-15-02	3,576 82	3,648 36	71 54-
		ACQUIRED	02-14-02			
FHLMC GOLD C00785 6 5 06-01-2029						
PAR VALUE:	3,998 86	SOLD	07-15-02	3,998.86	4,049.47	50.61-
		ACQUIRED	04-10-02			
FHLMC MULTICLASS SERIES 2418 CL MC 6 0% DUE 09-15-2019 REG						
PAR VALUE·	1,274 04	SOLD	07-15-02	1,274.04	1,299 92	25 88-
		ACQUIRED	05-16-02			
GNMA POOL # 780656 SER 2027 6 5% DUE 10-15-2027 REG						
PAR VALUE:	4,153 62	SOLD	07-15-02	4,153 62	4,277 58	123.96-
		ACQUIRED	11-13-01			
GNMA POOL # 781118 SER 2029 6 5% DUE 10-15-2029 REG						
PAR VALUE·	7,154 02	SOLD	07-15-02	7,154 02	7,323.93	169 91-
		ACQUIRED	06-27-02			
GNMA POOL # 781048 SER 2029 6 5% DUE 06-15-2029 REG						

765

The Northern Trust Company
 50 South LaSalle Street, Chicago, Illinois 60675
 (312) 630-6000

THE LYNDE AND HARRY BRADLEY FOUNDATION
 BAIRD ADVISORS

FEDERAL SCHEDULE OF GAINS AND LOSSES
 ACCOUNT TRANSACTIONS TAXABLE DURING THE PERIOD
 01-01-02 THROUGH 12-31-02

03049 ACCOUNT NO. 26-06960
 SS870 AAB

DESCRIPTION OF PROPERTY	DATE SOLD/ ACQUIRED	SALES PROCEEDS	COST BASIS	GAIN/LOSS
PAR VALUE	07-15-02	6,491.74	6,567.82	76.08-
ACQUIRED	11-21-01			
FHLMC 6 625% DUE 09-15-2009 REG				
PAR VALUE:	07-17-02	55,144.00	54,089.00	1,055.00
SOLD	07-17-02			
ACQUIRED	06-03-02			
PAR VALUE:	07-17-02	50,000.00	54,878.50	265.50
SOLD	07-17-02			
ACQUIRED	07-09-02			
FNMA POOL # 251967 6.5% DUE 09-01-2028 REG				
PAR VALUE:	07-25-02	5,738.35	5,758.08	19.73-
SOLD	07-25-02			
ACQUIRED	03-18-02			
FNMA POOL # 252162 6 5% DUE 12-01-2028 REG				
PAR VALUE:	07-25-02	3,398.49	3,489.82	91.33-
SOLD	07-25-02			
ACQUIRED	10-30-01			
FNMA POOL # 252645 6 5% DUE 08-01-2029 REG				
PAR VALUE:	07-25-02	5,607.68	5,716.33	108.65-
SOLD	07-25-02			
ACQUIRED	09-25-01			

CMO RESIDENTIAL FDG MTG SECS I INC MTG
 PASS SER 1996-S14 CL M-1 7.5% DUE
 05-25-2026 BE0

The Northern Trust Company
 50 South LaSalle Street, Chicago, Illinois 60675
 (312) 630 6000

THE LYNDE AND HARRY BRADLEY FOUNDATION
 BAIRD ADVISORS

FEDERAL SCHEDULE OF GAINS AND LOSSES
 ACCOUNT TRANSACTIONS TAXABLE DURING THE PERIOD
 01-01-02 THROUGH 12-31-02

03049 ACCOUNT NO 26-06960
 58870 AAB

DESCRIPTION OF PROPERTY	DATE SOLD/ ACQUIRED	SALES PROCEEDS	COST BASIS	GAIN/LOSS
PAR VALUE	SOLD 07-26-02	3,344.43	3,472.30	127.87-
ACQUIRED	07-26-01	3,344.43		
UNITED STATES TREAS BDS 9 25% DUE 02-15-2016 REG				
PAR VALUE	SOLD 07-31-02	211,195.31	204,843.75	6,351.56
ACQUIRED	01-31-02			
FHLMC GOLD C00647 6 5 09-01-2028				
PAR VALUE:	SOLD 08-05-02	3,095.88	3,169.40	73.52-
ACQUIRED	06-27-02			
UNITED STATES TREAS BDS 9 875% DUE 11-15-2015 REG				
PAR VALUE	SOLD 08-08-02	222,000.00	194,323.05	27,676.95
ACQUIRED	08-31-01			
FHLMC GOLD C00647 6 5 09-01-2028				
PAR VALUE:	SOLD 08-15-02	3,788.10	3,878.07	89.97-
ACQUIRED	06-27-02			
FHLMC GOLD C00742 6.5 04-01-2029				
PAR VALUE	SOLD 08-15-02	10,404.90	10,570.73	165.83-
ACQUIRED	04-15-02			
FHLMC GOLD C00760 6 5 05-01-2029				

The Northern Trust Company
 50 South LaSalle Street, Chicago, Illinois 60675
 (312) 630-6000

THE LYNDE AND HARRY BRADLEY FOUNDATION
 BAIRD ADVISORS

03049 ACCOUNT NO. 26-06960
 SS870 AAB

FEDERAL SCHEDULE OF GAINS AND LOSSES
 ACCOUNT TRANSACTIONS TAXABLE DURING THE PERIOD
 01-01-02 THROUGH 12-31-02

DESCRIPTION OF PROPERTY	DATE SOLD/ ACQUIRED	SALES PROCEEDS	COST BASIS	GAIN/LOSS
PAR VALUE.	08-15-02 SOLD	4,557.85	4,649 01	91 16-
FHLMC GOLD C00785 & 5 06-01-2029	02-14-02 ACQUIRED			
PAR VALUE:	08-15-02 SOLD	4,437 18	4,493 34	56 16-
FHLMC MULTICLASS SERIES 2418 CL MC 6 0%	04-10-02 ACQUIRED			
PAR VALUE.	08-15-02 SOLD	1,690 90	1,725.25	34 35-
GNMA POOL # 780656 SER 2027 & 5% DUE	05-16-02 ACQUIRED			
PAR VALUE.	08-15-02 SOLD	5,392 13	5,553 05	160.92-
GNMA POOL # 781118 SER 2029 & 5% DUE	11-13-01 ACQUIRED			
PAR VALUE.	08-15-02 SOLD	8,664 69	8,870 48	205.79-
GNMA POOL # 781048 SER 2029 & 5% DUE	06-27-02 ACQUIRED			

89L
 768

The Northern Trust Company
 50 South LaSalle Street, Chicago, Illinois 60675
 (312) 630-6000

03049 ACCOUNT NO 26-06960 THE LYNDE AND HARRY BRADLEY FOUNDATION
 SS870 AAB BAIRD ADVISORS

FEDERAL SCHEDULE OF GAINS AND LOSSES
 ACCOUNT TRANSACTIONS TAXABLE DURING THE PERIOD
 01-01-02 THROUGH 12-31-02

DESCRIPTION OF PROPERTY	DATE SOLD/ ACQUIRED	SALES PROCEEDS	COST BASIS	GAIN/LOSS
PAR VALUE · 8,409 54	SOLD 08-15-02 ACQUIRED 11-21-01	8,409.54	8,508 09	98 55-
FNMA POOL # 251967 6 5% DUE 09-01-2028 REG				
PAR VALUE: 7,107 12	SOLD 08-26-02 ACQUIRED 03-18-02	7,107 12	7,131 55	24 43-
FNMA POOL # 252162 6 5% DUE 12-01-2028 REG				
PAR VALUE: 4,130 70	SOLD 08-26-02 ACQUIRED 10-30-01	4,130 70	4,291 71	111 01-
FNMA POOL # 252645 6 5% DUE 08-01-2029 REG				
PAR VALUE: 7,335 44	SOLD 08-26-02 ACQUIRED 09-25-01	7,335.44	7,477 56	142 12-
FORD MTR CR CO FORD MOTOR CREDIT CO CPN 6 5 MAT 1/25/07 6 5% DUE 01-25-2007 BEO				
PAR VALUE 100,000 00	SOLD 09-03-02 ACQUIRED 10-22-01	98,817 00	99,475 00	658 00-
FHLMC 6.625% DUE 09-15-2009 REG				

The Northern Trust Company
 50 South LaSalle Street, Chicago, Illinois 60675
 (312) 630-6000

03049 ACCOUNT NO. 26-06960 THE LYNDE AND HARRY BRADLEY FOUNDATION
 SS870 AAB BAIRD ADVISORS

FEDERAL SCHEDULE OF GAINS AND LOSSES
 ACCOUNT TRANSACTIONS TAXABLE DURING THE PERIOD
 01-01-02 THROUGH 12-31-02

DESCRIPTION OF PROPERTY	DATE SOLD/ ACQUIRED	SALES PROCEEDS	COST BASIS	GAIN/LOSS
FHLMC 6 625X DUE 09-15-2009 REG				
PAR VALUE:	SOLD 09-05-02	57,901 50	57,720 50	181 00
	ACQUIRED 09-03-02			
PAR VALUE:	SOLD 09-09-02	86,073 00	80,987 25	5,085.75
	ACQUIRED 05-31-02			
PAR VALUE:	SOLD 09-09-02	100,000 00	108,178.00	6,586.00
	ACQUIRED 06-03-02			
PAR VALUE:	SOLD 09-09-02	57,382.00	56,851 00	531 00
	ACQUIRED 08-27-02			
PAR VALUE:	SOLD 09-09-02	114,764 00	114,256 00	508 00
	ACQUIRED 08-29-02			
PAR VALUE:	SOLD 09-09-02	28,691 00	28,860 25	169 25-
	ACQUIRED 09-03-02			
FHLMC GOLD C00647 6 5 09-01-2028				
PAR VALUE:	SOLD 09-16-02	6,250 77	6,399 23	148 46-
	ACQUIRED 06-27-02			
FHLMC GOLD C00742 6 5 04-01-2029				
PAR VALUE:	SOLD 09-16-02	14,578 14	14,810.48	232 34-
	ACQUIRED 04-15-02			
FHLMC GOLD C00760 6 5 05-01-2029				

The Northern Trust Company
 50 South LaSalle Street, Chicago, Illinois 60675
 (312) 630-6000

THE LYNDE AND HARRY BRADLEY FOUNDATION
 BAIRD ADVISORS

FEDERAL SCHEDULE OF GAINS AND LOSSES
 ACCOUNT TRANSACTIONS TAXABLE DURING THE PERIOD
 01-01-02 THROUGH 12-31-02

03049 ACCOUNT NO 26-06960
 SS870 AAB

DESCRIPTION OF PROPERTY	DATE SOLD/ ACQUIRED	SALES PROCEEDS	COST BASIS	GAIN/LOSS
FHLMC GOLD C00785 6 5 06-01-2029				
PAR VALUE:				
SOLD 09-16-02	6,818.49	6,818.49	6,954.86	136.37-
ACQUIRED 02-14-02				
FHLMC MULTICLASS SERIES 2418 CL MC 6 0X DUE 09-15-2019 REG				
PAR VALUE:				
SOLD 09-16-02	6,770.20	6,770.20	6,855.88	85.68-
ACQUIRED 04-10-02				
GNMA POOL # 780656 SER 2027 6.5% DUE 10-15-2027 REG				
PAR VALUE:				
SOLD 09-16-02	3,135.76	3,135.76	3,199.46	63.70-
ACQUIRED 05-16-02				
GNMA POOL # 781118 SER 2029 6 5% DUE 10-15-2029 REG				
PAR VALUE:				
SOLD 09-16-02	5,324.04	5,324.04	5,482.93	158.89-
ACQUIRED 11-13-01				
GNMA POOL # 781048 SER 2029 6 5% DUE 06-15-2029 REG				
PAR VALUE:				
SOLD 09-16-02	8,680.09	8,680.09	8,886.24	206.15-
ACQUIRED 06-27-02				

The Northern Trust Company
 50 South LaSalle Street, Chicago, Illinois 60675
 (312) 630-6000

THE LYNDE AND HARRY BRADLEY FOUNDATION
 BAIRD ADVISORS

03049 ACCOUNT NO. 26-06960
 SS870 AAB

FEDERAL SCHEDULE OF GAINS AND LOSSES
 ACCOUNT TRANSACTIONS TAXABLE DURING THE PERIOD
 01-01-02 THROUGH 12-31-02

DESCRIPTION OF PROPERTY	DATE SOLD/ ACQUIRED	SALES PROCEEDS	COST BASIS	GAIN/LOSS
PAR VALUE.	09-16-02 ACQUIRED 11-21-01	8,905 89	9,010 26	104 37-
GREEN TREE FINL CORP SER 1993-3 ABS CLA-7 6 4% CTF DUE 10-15-2018 BEO				
PAR VALUE.	09-16-02 ACQUIRED 09-05-02	2,650.67	2,754 21	103 54-
FNMA POOL # 251967 6 5% DUE 09-01-2028 REG				
PAR VALUE:	09-25-02 ACQUIRED 03-18-02	11,905 83	11,946.76	40 93-
FNMA POOL # 252162 6.5% DUE 12-01-2028 REG				
PAR VALUE:	09-25-02 ACQUIRED 10-30-01	6,324 68	6,494 66	169 98-
FNMA POOL # 252645 6 5% DUE 08-01-2029 REG				
PAR VALUE.	09-25-02 ACQUIRED 09-25-01	10,275 78	10,474 87	199.09-
ALLTEL CORP SR NT 7 875% DUE 07-01-2032/06-30-2032 BEO				

ELL

The Northern Trust Company
 50 South LaSalle Street, Chicago, Illinois 60675
 (312) 630-6000

THE LYNDE AND HARRY BRADLEY FOUNDATION
 BAIRD ADVISORS

FEDERAL SCHEDULE OF GAINS AND LOSSES
 ACCOUNT TRANSACTIONS TAXABLE DURING THE PERIOD
 01-01-02 THROUGH 12-31-02

03099 ACCOUNT NO. 26-06960
 SS870 AAB

DESCRIPTION OF PROPERTY	DATE SOLD/ ACQUIRED	SALES PROCEEDS	COST BASIS	GAIN/LOSS
FHLMC GOLD C00647 6 5 09-01-2028	SOLD 10-08-02 ACQUIRED 06-17-02	55,128 00	49,792 00	5,336 00
PAR VALUE: 50,000.00				
FHLMC GOLD C00742 6.5 04-01-2029	SOLD 10-15-02 ACQUIRED 06-27-02	7,867.28	8,054.13	186.85-
PAR VALUE: 7,867.28				
FHLMC GOLD C00760 6.5 05-01-2029	SOLD 10-15-02 ACQUIRED 04-15-02	12,976 02	13,182 82	206 80-
PAR VALUE: 12,976 02				
FHLMC GOLD C00785 6 5 06-01-2029	SOLD 10-15-02 ACQUIRED 02-14-02	8,133.18	8,295 84	162 66-
PAR VALUE: 8,133 18				
FHLMC MULTICLASS SERIES 2418 CL MC 6 0%	SOLD 10-15-02 ACQUIRED 04-10-02	8,099 27	8,201 78	102.51-
PAR VALUE: 8,099 27				

DUE 09-15-2019 REG

The Northern Trust Company
 50 South LaSalle Street, Chicago, Illinois 60675
 (312) 630-6000

03049 ACCOUNT NO 26-06960 THE LYNDE AND HARRY BRADLEY FOUNDATION
 SS870 AAB BAIRD ADVISORS

FEDERAL SCHEDULE OF GAINS AND LOSSES
 ACCOUNT TRANSACTIONS TAXABLE DURING THE PERIOD
 01-01-02 THROUGH 12-31-02

DESCRIPTION OF PROPERTY	DATE SOLD/ ACQUIRED	SALES PROCEEDS	COST BASIS	GAIN/LOSS
PAR VALUE	SOLD 10-15-02	3,884.76	3,963.67	78.91-
GNMA POOL # 780656 SER 2027 6 5% DUE	ACQUIRED 05-16-02			
PAR VALUE:	SOLD 10-15-02	6,662.29	6,861.12	198.83-
GNMA POOL # 781118 SER 2029 6 5% DUE	ACQUIRED 11-13-01			
PAR VALUE:	SOLD 10-15-02	9,797.28	10,029.97	232.69-
GNMA POOL # 781029 SER 2029 6.5% DUE	ACQUIRED 06-27-02			
PAR VALUE:	SOLD 10-15-02	8,033.09	8,374.50	341.41-
GNMA POOL # 781048 SER 2029 6 5% DUE	ACQUIRED 09-05-02			
PAR VALUE:	SOLD 10-15-02	8,912.75	9,017.20	104.45-
GNMA POOL # 781048 SER 2029 6 5% DUE	ACQUIRED 11-21-01			
GREEN TREE FINL CORP SER 1993-3 ABS	SOLD 10-15-02			
CLA-7 6 4% CTF DUE 10-15-2018 BEO	ACQUIRED 11-21-01			

hll

The Northern Trust Company
 50 South LaSalle Street, Chicago, Illinois 60675
 (312) 630-6000

THE LYNDE AND HARRY BRADLEY FOUNDATION
 BAIRD ADVISORS

FEDERAL SCHEDULE OF GAINS AND LOSSES
 ACCOUNT TRANSACTIONS TAXABLE DURING THE PERIOD
 01-01-02 THROUGH 12-31-02

03049 ACCOUNT NO. 26-06960
 SS870 AAB

DESCRIPTION OF PROPERTY	DATE SOLD/ ACQUIRED	SALES PROCEEDS	COST BASIS	GAIN/LOSS
PAR VALUE	SOLD 10-15-02	2,424.08	2,518.77	94.69-
ACQUIRED	ACQUIRED 09-05-02			
FNMA POOL # 251967 6 5% DUE 09-01-2028				
REG				
PAR VALUE:	SOLD 10-25-02	15,404.50	15,457.45	52.95-
ACQUIRED	ACQUIRED 03-18-02			
FNMA POOL # 252162 6.5% DUE 12-01-2028				
REG				
PAR VALUE:	SOLD 10-25-02	8,974.74	9,215.94	241.20-
ACQUIRED	ACQUIRED 10-30-01			
SPRINT CAP CORP NT 8 375% DUE 03-15-2012				
BEO				
PAR VALUE:	SOLD 11-01-02	42,000.00	49,926.50	7,926.50-
ACQUIRED	ACQUIRED 03-08-02			
FHLMC GOLD C00647 6 5 09-01-2028				
PAR VALUE:	SOLD 11-15-02	10,120.82	10,361.19	240.37-
ACQUIRED	ACQUIRED 06-27-02			
FHLMC GOLD C00742 6 5 04-01-2029				
PAR VALUE:	SOLD 11-15-02	24,940.32	25,119.58	179.26-
ACQUIRED	ACQUIRED 12-20-01			
FHLMC GOLD C00760 6 5 05-01-2029				

5LL

The Northern Trust Company
 50 South LaSalle Street, Chicago, Illinois 60675
 (312) 630-6000

THE LYNDE AND HARRY BRADLEY FOUNDATION
 BAIRD ADVISORS

FEDERAL SCHEDULE OF GAINS AND LOSSES
 ACCOUNT TRANSACTIONS TAXABLE DURING THE PERIOD
 01-01-02 THROUGH 12-31-02

DESCRIPTION OF PROPERTY	DATE SOLD/ ACQUIRED	SALES PROCEEDS	COST BASIS	GAIN/LOSS
PAR VALUE: 11,972 26	11-15-02	11,972 26	12,211.70	239.44-
FHLMC GOLD C00785 6 5 06-01-2029	ACQUIRED			
PAR VALUE: 11,279 65	11-15-02	11,279 65	11,422 41	142 76-
FHLMC MULTICLASS SERIES 2418 CL MC 6.0X DUE 09-15-2019 REG	ACQUIRED			
PAR VALUE: 7,039 31	11-15-02	7,039 31	7,182 30	142.99-
GNMA POOL # 781118 SER 2029 6.5% DUE 10-15-2029 REG	ACQUIRED			
PAR VALUE: 12,515 68	11-15-02	12,515 68	12,812 93	297.25-
GNMA POOL # 781029 SER 2029 6 5% DUE 05-15-2029 REG	ACQUIRED			
PAR VALUE: 9,513 42	11-15-02	9,513 42	9,917 74	404.32-
GNMA POOL # 781048 SER 2029 6 5% DUE 06-15-2029 REG	ACQUIRED			

9776

The Northern Trust Company
 50 South LaSalle Street, Chicago, Illinois 60675
 (312) 630-6000

03049 ACCOUNT NO. 26-06960 THE LYNDE AND HARRY BRADLEY FOUNDATION
 SS870 AAB BAIRD ADVISORS

FEDERAL SCHEDULE OF GAINS AND LOSSES
 ACCOUNT TRANSACTIONS TAXABLE DURING THE PERIOD
 01-01-02 THROUGH 12-31-02

DESCRIPTION OF PROPERTY	DATE SOLD/ ACQUIRED	SALES PROCEEDS	COST BASIS	GAIN/LOSS
PAR VALUE: 11,857.12	SOLD 11-15-02	11,857.12	11,996.07	138.95-
GREEN TREE FINL CORP SER 1993-3 ABS CLA-7 6 4% CTF DUE 10-15-2018 BE0	ACQUIRED 11-21-01			
PAR VALUE: 2,378.16	SOLD 11-15-02	2,378.16	2,471.06	92.90-
FHLMC 6.625% DUE 09-15-2009 REG	ACQUIRED 09-05-02			
PAR VALUE: 75,000.00	SOLD 11-20-02	86,125.58	87,238.50	1,112.92-
PAR VALUE: 50,000.00	SOLD 11-20-02	57,417.05	58,077.50	660.45-
PAR VALUE: 75,000.00	ACQUIRED 10-02-02			
PAR VALUE: 75,000.00	SOLD 11-20-02	86,125.57	87,355.50	1,229.93-
FNMA POOL # 251967 6 5% DUE 09-01-2028 REG	ACQUIRED 11-07-02			
PAR VALUE: 17,691.34	SOLD 11-25-02	17,691.34	17,752.15	60.81-
FHLMC 6.625% DUE 09-15-2009 REG	ACQUIRED 03-18-02			
PAR VALUE: 100,000.00	SOLD 12-13-02	115,128.00	116,155.00	1,027.00-
FHLMC GOLD C00647 6 5 09-01-2028	ACQUIRED 10-31-02			

777

The Northern Trust Company
 50 South LaSalle Street, Chicago, Illinois 60675
 (312) 630-6000

THE LYNDE AND HARRY BRADLEY FOUNDATION
 BAIRD ADVISORS

03049 ACCOUNT NO 26-06968
 SS870 AAB

FEDERAL SCHEDULE OF GAINS AND LOSSES
 ACCOUNT TRANSACTIONS TAXABLE DURING THE PERIOD
 01-01-02 THROUGH 12-31-02

DESCRIPTION OF PROPERTY	DATE SOLD/ ACQUIRED	SALES PROCEEDS	COST BASIS	GAIN/LOSS
FHLMC GOLD C00742 6 5 04-01-2029	12-16-02 SOLD 06-27-02 ACQUIRED	9,240 83	9,460 30	219 47-
FHLMC GOLD C00760 6 5 05-01-2029	12-16-02 SOLD 02-14-02 ACQUIRED	21,401 22	21,555.04	153 82-
FHLMC GOLD C00785 6.5 06-01-2029	12-16-02 SOLD 02-14-02 ACQUIRED	10,597 73	10,809 68	211.95-
FHLMC MULTICLASS SERIES 2418 CL MC 6 0%	12-16-02 SOLD 04-10-02 ACQUIRED	10,683 67	10,818 88	135 21-
GNMA POOL # 781118 SER 2029 6 5% DUE	12-16-02 SOLD 05-16-02 ACQUIRED	7,947 97	8,109.41	161 44-
GNMA POOL # 781029 SER 2029 6 5% DUE	12-16-02 SOLD 06-27-02 ACQUIRED	12,425 14	12,720 24	295 10-

The Northern Trust Company
 50 South LaSalle Street, Chicago, Illinois 60675
 (312) 630-6000

THE LYNDE AND HARRY BRADLEY FOUNDATION
 BAIRD ADVISORS

FEDERAL SCHEDULE OF GAINS AND LOSSES
 ACCOUNT TRANSACTIONS TAXABLE DURING THE PERIOD
 01-01-02 THROUGH 12-31-02

03049 ACCOUNT NO 26-06960
 SS870 AAB

DESCRIPTION OF PROPERTY	DATE SOLD/ ACQUIRED	SALES PROCEEDS	COST BASIS	GAIN/LOSS
PAR VALUE	SOLD 12-16-02	9,377 58	9,776 13	398 55-
GREEN TREE FINL CORP SER 1993-3 ABS CLA-7 6 4% CTF DUE 10-15-2018 BEO	ACQUIRED 09-05-02			
PAR VALUE	SOLD 12-16-02	1,738 71	1,806.63	67.92-
GREEN TREE FINL CORP 1998-D HOME EQUITY LN CL A-6 6 15% DUE 06-15-2018 BEO	ACQUIRED 09-05-02			
PAR VALUE:	SOLD 12-16-02	10,071 37	10,174.84	103.47-
FHLMC 6 625% DUE 09-15-2009 REG	ACQUIRED 12-11-02			
PAR VALUE:	SOLD 12-17-02	86,170 50	85,371 75	798 75
FHLMC 6 625% DUE 09-15-2009 REG	ACQUIRED 11-27-02			
PAR VALUE:	SOLD 12-19-02	28,936 52	28,457 25	479 27
FHLMC 6 625% DUE 09-15-2009 REG	ACQUIRED 11-27-02			
FNMA POOL # 251967 6 5% DUE 09-01-2028 REG	SOLD 12-26-02	15,745 46	15,799.58	54 12-
PAR VALUE:	ACQUIRED 03-18-02			
SUB-TOTAL		4,252,598 67	4,292,085.73	39,487.06-
TOTAL SHORT TERM CAPITAL GAIN/LOSS-		4,252,598 67	4,292,085.73	39,487.06-

The Northern Trust Company
 50 South LaSalle Street, Chicago, Illinois 60675
 (312) 630-6000

THE LYNDE AND HARRY BRADLEY FOUNDATION
 BAIRD ADVISORS

03049 ACCOUNT NO. 26-06960
 SS870 AAB

FEDERAL SCHEDULE OF GAINS AND LOSSES
 ACCOUNT TRANSACTIONS TAXABLE DURING THE PERIOD
 01-01-02 THROUGH 12-31-02

PAGE 30

DATE SOLD/ ACQUIRED	SALES PROCEEDS	BASIS COST	GAIN/LOSS	28% RATE GAIN/LOSS	DESCRIPTION OF PROPERTY
------------------------	-------------------	---------------	-----------	-----------------------	-------------------------

15,097 82	15,097 82	14,505 38	592.44	0.00	CONTINENTAL AIRLS PASS THRU TRS CTF SER 1997-4 CL 4C 6.8% DUE 07-02-2009 REG
-----------	-----------	-----------	--------	------	---

01-04-02	01-05-00	01	01	0.00	ADVANTA MTG LN TR SER 97-2 ASSET BKD CTF CL A-5 7.25% DUE 06-25-2027 BEQ
----------	----------	----	----	------	---

01-04-02	08-15-00	01	01	0.00	FPL GROUP CAP INC FPL CAPITAL CORP CMTMT 7 625% DUE 09-15-2006 BEQ
----------	----------	----	----	------	---

01-07-02	09-01-99	215,920 00	199,394 00	16,526.00	0.00	UNITED AIRLS PASS THRU TRS 2000-2 PASSTHRU CTF CL C 7 762% DUE 04-01-2007 BEQ
----------	----------	------------	------------	-----------	------	---

01-07-02	12-07-00	2,834 80	2,834 80	0.00	0.00	FHLMC MULTICLASS SERIES 1280 CLASS B 6 0% MTG PARTN CTF DUE 04-15-2022 REGISTERED
----------	----------	----------	----------	------	------	---

08L

The Northern Trust Company
 50 South LaSalle Street, Chicago, Illinois 60675
 (312) 630-6000

THE LYNDE AND HARRY BRADLEY FOUNDATION
 BAIRD ADVISORS

FEDERAL SCHEDULE OF GAINS AND LOSSES
 ACCOUNT TRANSACTIONS TAXABLE DURING THE PERIOD
 01-01-02 THROUGH 12-31-02

PAGE 31

03049 ACCOUNT NO. 26-06960
 SS870 AAB

DESCRIPTION OF PROPERTY	DATE SOLD/ACQUIRED	SALES PROCEEDS	COST BASIS	GAIN/LOSS	28% RATE GAIN/LOSS
PAR VALUE: 11,615.00	SOLD 01-15-02 ACQUIRED 11-02-99	11,615 00	11,166 73	448.27	0 00
CONTIMORTGAGE HOME EQUITY LN TR SER 1997-3 7 12% CMO CTF DUE 08-15-2028 BEO					
PAR VALUE 4,199 98	SOLD 01-15-02 ACQUIRED 08-15-00	4,199 98	4,135 67	64 31	0 00
CONTIMORTGAGE HOME EQUITY LN TR 1997-1					
PASSTHRU 7 05% DUE 03-15-2028 BEO					
PAR VALUE: 4,582.88	SOLD 01-15-02 ACQUIRED 09-22-00	4,582.88	4,544 21	38 67	0.00
DELTA FDG HOME EQUITY LN TR 1998-2 ASSET BKD CTF CL A-6F 6.37% DUE 07-15-2028 BEO					
PAR VALUE: 4,591.45	SOLD 01-15-02 ACQUIRED 08-24-99	4,591 45	4,367 61	223.84	0.00
EQCC HOME EQUITY LN TR SER 1996-4 CL A9 6 89% ASSET BACKED CTF DUE 01-15-2028 BEO					
PAR VALUE 3,207 24	SOLD 01-15-02 ACQUIRED 07-28-00	3,207 24	3,173 79	33 45	0.00
GREEN TREE FINL CORP SER 1995-5 CL A5 6.9% DUE 09-15-2026 BEO					

184

The Northern Trust Company
 50 South LaSalle Street, Chicago, Illinois 60675
 (312) 630-6000

THE LYNDE AND HARRY BRADLEY FOUNDATION
 BAIRD ADVISORS

03049 ACCOUNT NO 26-06960
 SS870 AAB

FEDERAL SCHEDULE OF GAINS AND LOSSES
 ACCOUNT TRANSACTIONS TAXABLE DURING THE PERIOD
 01-01-02 THROUGH 12-31-02

28% RATE
 GAIN/LOSS

0 00

0 00

0 00

0 00

0 00

782

DESCRIPTION OF PROPERTY	DATE SOLD/ ACQUIRED	SALES PROCEEDS	COST BASIS	GAIN/LOSS	28% RATE GAIN/LOSS
PAR VALUE	01-15-02 SOLD	19,160.12	19,133.17	26 95	0 00
MONEY STORE TR 96-D CL A-9 7 0% ASSET	01-15-02 SOLD	19,160.12	19,133.17	26 95	0 00
ACQUIRED	08-06-99				
PAR VALUE	01-15-02 SOLD	2,591 20	2,549.52	41 68	0 00
MONEY STORE HOME EQUITY TR 97-B CL A8	01-15-02 SOLD	2,591 20	2,549.52	41 68	0 00
ACQUIRED	08-12-99				
PAR VALUE	01-15-02 SOLD	2,475 02	2,434 41	40 61	0 00
MTLMC MULTICLASS GTD SER CL 147-G 7.50%	01-15-02 SOLD	2,475 02	2,434 41	40 61	0 00
ACQUIRED	08-11-99				
PAR VALUE	01-15-02 SOLD	9,650 60	9,609.89	40 71	0 00
MTG PARTN CTFS DUE 4-15-21 REG	01-15-02 SOLD	9,650 60	9,609.89	40 71	0 00
ACQUIRED	08-07-00				
PAR VALUE	01-15-02 SOLD	5,117 69	5,117.69	200 71	0 00
FHLMC MULTICLASS SER 74 CL 74-F 6 0%	01-15-02 SOLD	5,117 69	5,117.69	200 71	0 00
ACQUIRED	08-24-99				
PAR VALUE	01-15-02 SOLD	5,117 69	5,117.69	200 71	0 00
FNMA REMIC TR 1989-101 CL 101-H 6 0%	01-15-02 SOLD	5,117 69	5,117.69	200 71	0 00
ACQUIRED	08-24-99				

The Northern Trust Company
 50 South LaSalle Street, Chicago, Illinois 60675
 (312) 630-6000

03049 ACCOUNT NO 26-06960 THE LYNDE AND HARRY BRADLEY FOUNDATION
 SS870 AAB BAIRD ADVISORS

FEDERAL SCHEDULE OF GAINS AND LOSSES
 ACCOUNT TRANSACTIONS TAXABLE DURING THE PERIOD
 01-01-02 THROUGH 12-31-02

PAGE 33

DESCRIPTION OF PROPERTY	DATE SOLD/ ACQUIRED	SALES PROCEEDS	COST BASIS	GAIN/LOSS	28% RATE GAIN/LOSS
PAR VALUE . 8,780 48	SOLD 01-25-02 ACQUIRED 10-07-99	8,780.48	8,464.93	315.55	0.00
ADVANTA MTG LN TR SER 97-1 CL A5 7 35% ABS CTF DUE 05-25-2027 BEO					
PAR VALUE 3,710 06	SOLD 01-25-02 ACQUIRED 09-07-99	3,710.06	3,718.76	8.70-	0.00
CWMBS INC SER 1997-A7 CL A7 7 25% MTG PASSHRU CTF DUE 09-25-2027 BEO					
PAR VALUE . 12,300.63	SOLD 01-25-02 ACQUIRED 09-12-00	12,300.63	11,981.58	319.05	0.00
CITYSCAPE HOME EQUITY LN TRUST 1997-C PASSHRU CTF CL A-4 7 0% DUE 07-25-2028 BEO					
PAR VALUE: 6,645 26	SOLD 01-25-02 ACQUIRED 09-26-00	6,645.26	6,563.54	81.72	0.00
CMO DELTA FDG HOME EQUITY LN TR 1997-3 ABS CTF CL A-6F 6 86% DUE 10-25-2028 BEO					
PAR VALUE . 3,877.18	SOLD 01-25-02 ACQUIRED 09-10-99	3,877.18	3,766.92	110.26	0.00
GE CAP MTG SVCS INC SER 1996-HE1 CL A4 7.3% REMIC PASS THRU CTF DUE 02-25-2025 BEO					

783

The Northern Trust Company
 50 South LaSalle Street, Chicago, Illinois 60675
 (312) 630-6000

03049 ACCOUNT NO. 26-06960 THE LYNDE AND HARRY BRADLEY FOUNDATION
 AAB BAIRD ADVISORS
 SS870

FEDERAL SCHEDULE OF GAINS AND LOSSES
 ACCOUNT TRANSACTIONS TAXABLE DURING THE PERIOD
 01-01-02 THROUGH 12-31-02

28% RATE GAIN/LOSS

0.00

0.00

0.00

0.00

h8L

DESCRIPTION OF PROPERTY	DATE SOLD/ ACQUIRED	SALES PROCEEDS	COST BASIS	GAIN/LOSS	28% RATE GAIN/LOSS
FNMA REMIC TRUST SERIES 1990-68 CLASS J 6.95% GTD MTG PASS THRU CTF DUE 07-25-2020 REGISTERED	01-25-02 11-20-00	28,911.30	28,852.58	58.72	0.00
PAR VALUE:		28,911.30			
ACQUIRED					
FEDERAL NATIONAL MORTGAGE ASSOCIATION REMIC TRUST SERIES 1990-76 CL 76-G 7 00 GTD REMIC PASS THRU CTF DUE 7-25-2020 REG	01-25-02 08-13-99	20,690.17	20,405.68	284.49	0.00
PAR VALUE:		20,690.17			
ACQUIRED					
FEDERAL NATIONAL MORTGAGE ASSOCIATION GTD REMIC TR 1990-109 CL 109-J 7 00% PASS THRU CTF DUE 9-25-20 REG	01-25-02 08-04-99	4,447.99	4,422.97	25.02	0.00
PAR VALUE:		4,447.99			
ACQUIRED					
EQUIVANTAGE HOME EQUITY LN TR 1997-2 ASSET BKD CTF CL A-3 7.275% DUE 07-25-2028 BEO	01-25-02 09-07-99	11,311.89	11,227.05	84.84	0.00
PAR VALUE:		11,311.89			
ACQUIRED					

The Northern Trust Company
 50 South LaSalle Street, Chicago, Illinois 60675
 (312) 630-6000

THE LYNDE AND HARRY BRADLEY FOUNDATION
 BAIRD ADVISORS

FEDERAL SCHEDULE OF GAINS AND LOSSES
 ACCOUNT TRANSACTIONS TAXABLE DURING THE PERIOD
 01-01-02 THROUGH 12-31-02

03049 ACCOUNT NO. 26-06960
 SS870 AAB

PAGE 35

28% RATE
 GAIN/LOSS

0.00

GAIN/LOSS

3.95-

DATE SOLD/
 ACQUIRED

01-28-02
 08-19-99

SALES
 PROCEEDS

10,099 24

COST
 BASIS

10,103.19

NORTHWEST AIRLS PASS THRU TRS 1999-1 CL
 1C 8 13% DUE 02-01-2014 BEO

PAR VALUE: 10,099 24

02-01-02
 08-02-99

6,170 82

6,066 96

103 86

FILMC MULTICLASS SERIES 1280 CLASS B
 6.0% MTG PARTN CTF DUE 04-15-2022
 REGISTERED

PAR VALUE

19,020 08

02-15-02
 11-02-99

19,020 08

18,286 02

734 06

AAMES MTG TR 98-C MTG PASSTRU CTF CL
 A-6F 6 133% DUE 09-15-2028 BEO

PAR VALUE

3,888.89

02-15-02
 02-02-01

3,888 89

3,875.52

13 37

CONTIMORTGAGE HOME EQUITY LN TR SER
 1997-3 7 12% CMO CTF DUE 08-15-2028 BEO

PAR VALUE

2,819 55

02-15-02
 08-15-00

2,819 55

2,776 38

43 17

CONTIMORTGAGE HOME EQUITY LN TR 1997-1
 PASSTRU 7 05% DUE 03-15-2028 BEO

0 00

59L

The Northern Trust Company
 50 South LaSalle Street, Chicago, Illinois 60675
 (312) 630-6000

THE LYNDE AND HARRY BRADLEY FOUNDATION
 BAIRD ADVISORS

03049 ACCOUNT NO 26-06960
 SS870 AAB

FEDERAL SCHEDULE OF GAINS AND LOSSES
 ACCOUNT TRANSACTIONS TAXABLE DURING THE PERIOD
 01-01-02 THROUGH 12-31-02

DATE SOLD/ ACQUIRED SALES PROCEEDS COST BASIS GAIN/LOSS 28% RATE GAIN/LOSS

PAR VALUE:	5,668 28	SOLD	02-15-02	5,668.28	5,620 45	47.83	0 00
		ACQUIRED	09-22-00				
DELTA FDG HOME EQUITY LN TR 1998-2 ASSET							
BKD CTF CL A-6F 6 37% DUE 07-15-2028 BEO							
PAR VALUE:	5,831 31	SOLD	02-15-02	5,831 31	5,547 02	284 29	0 00
		ACQUIRED	08-24-99				
EQGC HOME EQUITY LN TR SER 1996-4 CL A9							
6 89% ASSET BACKED CTF DUE 01-15-2028 BEO							
PAR VALUE	2,257 86	SOLD	02-15-02	2,257.86	2,234.31	23 55	0.00
		ACQUIRED	07-28-00				
GREEN TREE FINL CORP SER 1995-5 CL A5							
6 9% DUE 09-15-2026 BEO							
PAR VALUE:	16,956 83	SOLD	02-15-02	16,956 83	16,932 98	23 85	0 00
		ACQUIRED	08-06-99				
MONEY STORE TR 96-D CL A-9 7 0% ASSET							
BKD CTF DUE 04-15-2028							
PAR VALUE:	4,067 95	SOLD	02-15-02	4,067 95	4,002 52	65 43	0 00
		ACQUIRED	08-12-99				
MONEY STORE HOME EQUITY TR 97-B CL A8							
6 9% ASSET BACKED CTF DUE 07-15-2038							

986

The Northern Trust Company
 50 South LaSalle Street, Chicago, Illinois 60675
 (312) 630-6000

THE LYNDE AND HARRY BRADLEY FOUNDATION
 BAIRD ADVISORS

FEDERAL SCHEDULE OF GAINS AND LOSSES
 ACCOUNT TRANSACTIONS TAXABLE DURING THE PERIOD
 01-01-02 THROUGH 12-31-02

PAGE 37

03049 ACCOUNT NO 26-06960
 SS870 AAB

DESCRIPTION OF PROPERTY	DATE SOLD/ ACQUIRED	SALES PROCEEDS	COST BASIS	GAIN/LOSS	28% RATE GAIN/LOSS
PAR VALUE: 2,244.44	SOLD 02-15-02 ACQUIRED 08-11-99	2,244.44	2,207.62	36.82	0.00
FHLMC MULTICLASS GTD SER CL 147-G 7 50% MTG PARTN CTFS DUE 4-15-21 REG					
PAR VALUE: 4,364.48	SOLD 02-15-02 ACQUIRED 08-07-00	4,364.48	4,346.07	18.41	0.00
FHLMC MULTICLASS SER 74 CL 74-F 6 0% DUE10-15-2020 REG					
PAR VALUE: 5,782.48	SOLD 02-15-02 ACQUIRED 08-24-99	5,782.48	5,555.70	226.78	0.00
FNMA REMIC TR 1989-101 CL 101-H 6 0% DUE12-25-2019 BEO					
PAR VALUE: 3,161.70	SOLD 02-25-02 ACQUIRED 10-07-99	3,161.70	3,048.08	113.62	0.00
ADVANTA MTG LN TR SER 97-1 CL A5 7.35% ABS CTF DUE 05-25-2027 BEO					
PAR VALUE: 3,736.65	SOLD 02-25-02 ACQUIRED 09-07-99	3,736.65	3,745.41	8.76-	0.00
CWMB5 INC SER 1997-A7 CL A7 7.25% MTG PASSTRHU CTF DUE 09-25-2027 BEO					

787

The Northern Trust Company
 50 South LaSalle Street, Chicago, Illinois 60675
 (312) 630-6000

03049 ACCOUNT NO 26-06960
 SS870 AAB

THE LYNDE AND HARRY BRADLEY FOUNDATION
 BAIRD ADVISORS

FEDERAL SCHEDULE OF GAINS AND LOSSES
 ACCOUNT TRANSACTIONS TAXABLE DURING THE PERIOD
 01-01-02 THROUGH 12-31-02

DATE SOLD/ ACQUIRED SALES PROCEEDS COST BASIS GAIN/LOSS 28% RATE GAIN/LOSS

PAR VALUE	23,135 16	SOLD	02-25-02	ACQUIRED	09-12-00	23,135 16	22,535 09	600.07	0.00
CMO DELTA FDG HOME EQUITY LN TR 1997-3									
PAR VALUE	3,653 14	SOLD	02-25-02	ACQUIRED	09-10-99	3,653 14	3,549 25	103 89	0 00
EQUIVANTAGE HOME EQUITY LN TR 1997-2									
PAR VALUE	9,091 21	SOLD	02-25-02	ACQUIRED	08-19-99	9,091 21	9,094 76	3 55-	0 00
GE CAP MFG SVCS INC SER 1996-HE1 CL A4									
PAR VALUE:	23,525.25	SOLD	02-25-02	ACQUIRED	08-11-99	23,525 25	23,455 41	69.84	0.00
7 3% REMIC PASS THRU CTF DUE 02-25-2025									
PAR VALUE	17,377 37	SOLD	02-25-02	ACQUIRED	11-20-00	17,377 37	17,342 07	35 30	0.00
FMA REMIC TRUST SERIES 1990-68 CLASS J									
6 95% GTD MFG PASS THRU CTF DUE									
07-25-2020 REGISTERED									

788

The Northern Trust Company
 50 South LaSalle Street, Chicago, Illinois 60675
 (312) 630-6000

THE LYNDE AND HARRY BRADLEY FOUNDATION
 BAIRD ADVISORS

FEDERAL SCHEDULE OF GAINS AND LOSSES
 ACCOUNT TRANSACTIONS TAXABLE DURING THE PERIOD
 01-01-02 THROUGH 12-31-02

PAGE 39

03049 ACCOUNT NO 26-06960 AAB SS870

DESCRIPTION OF PROPERTY	DATE SOLD/ACQUIRED	SALES PROCEEDS	COST BASIS	GAIN/LOSS	28% RATE GAIN/LOSS
FEDERAL NATIONAL MORTGAGE ASSOCIATION REMIG TRUST SERIES 1990-76 CL 76-G 7.00 GTD REMIC PASS THRU CTF DUE 7-25-2020 REG	02-25-02 SOLD 08-13-99 ACQUIRED	10,195 15	10,054.97	140 18	0.00
FEDERAL NATIONAL MORTGAGE ASSOCIATION GTD REMIC TR 1990-109 CL 109-J 7.00% PASS THRU CTF DUE 9-25-20 REG	02-25-02 SOLD 08-04-99 ACQUIRED	2,645 68	2,630 80	14 88	0.00
FEDERAL NATIONAL MORTGAGE ASSOCIATION FHLMC MULTICLASS SERIES 1280 CLASS B 6.0% MTG PARTN CTF DUE 04-15-2022 REGISTERED	03-15-02 SOLD 11-02-99 ACQUIRED	17,401.80	16,730.20	671 60	0.00
AAMES MTG TR 98-C MTG PASSTHRU CTF CL A-6F 6.133% DUE 09-15-2028 BEO	03-15-02 SOLD 02-02-01 ACQUIRED	4,549 78	4,534 14	15 64	0.00
CONTIMORTGAGE HOME EQUITY LN TR SER 1997-3 7.12% CMO CTF DUE 08-15-2028 BEO					

68L

The Northern Trust Company
 50 South LaSalle Street, Chicago, Illinois 60675
 (312) 630-6000

03049 ACCOUNT NO. 26-06960 THE LYNDE AND HARRY BRADLEY FOUNDATION
 SS870 AAB BAIRD ADVISORS

FEDERAL SCHEDULE OF GAINS AND LOSSES
 ACCOUNT TRANSACTIONS TAXABLE DURING THE PERIOD
 01-01-02 THROUGH 12-31-02

PAGE 40

28% RATE
 GAIN/LOSS

DATE SOLD/ ACQUIRED	SALES PROCEEDS	COST BASIS	GAIN/LOSS	28% RATE GAIN/LOSS	DESCRIPTION OF PROPERTY
03-15-02 SOLD 08-15-00 ACQUIRED	9,668 94	9,597.45	71.49	0.00	CONTIMORTGAGE HOME EQUITY LN TR 1997-1 PASSTHRU 7.05% DUE 03-15-2028 BE0
03-15-02 SOLD 09-22-00 ACQUIRED	8,270 20	8,200 42	69 78	0 00	DELTA FDG HOME EQUITY LN TR 1998-2 ASSET BKD CTF CL A-6F 6 37% DUE 07-15-2028 BE0
03-15-02 SOLD 08-24-99 ACQUIRED	6,514 62	6,197.02	317 60	0.00	EQCC HOME EQUITY LN TR SER 1996-4 CL A9 6.89% ASSET BACKED CTF DUE 01-15-2028 BE0
03-15-02 SOLD 07-28-00 ACQUIRED	2,668 82	2,640 99	27 83	0 00	GREEN TREE FINL CORP SER 1995-5 CL A5 6 9% DUE 09-15-2026 BE0
03-15-02 SOLD 08-06-99 ACQUIRED	16,437.60	16,414 48	23 12	0.00	MONEY STORE TR 96-D CL A-9 7 0% ASSET BKD CTF DUE 04-15-2028

06L

The Northern Trust Company
 50 South LaSalle Street, Chicago, Illinois 60675
 (312) 630-6000

THE LYNDE AND HARRY BRADLEY FOUNDATION
 BAIRD ADVISORS

FEDERAL SCHEDULE OF GAINS AND LOSSES
 ACCOUNT TRANSACTIONS TAXABLE DURING THE PERIOD
 01-01-02 THROUGH 12-31-02

03049 ACCOUNT NO. 26-06960
 AAB

DATE SOLD/ACQUIRED SALES PROCEEDS COST BASIS GAIN/LOSS 28% RATE

PAR VALUE: 4,274 12 SOLD 03-15-02 ACQUIRED 08-12-99
 MONEY STORE HOME EQUITY TR 97-B CL A8
 6 9% ASSET BACKED CTF DUE 07-15-2038

PAR VALUE: 1,971 48 SOLD 03-15-02 ACQUIRED 08-11-99
 FILMC MULTICLASS GTD SER CL 147-G 7.50%
 MTC PARTN CTF DUE 4-15-21 REG

PAR VALUE: 10,279 00 SOLD 03-15-02 ACQUIRED 08-07-00
 FILMC MULTICLASS SER 74 CL 74-F 6 0%
 DUE10-15-2020 REG

PAR VALUE: 5,348.48 SOLD 03-15-02 ACQUIRED 08-24-99
 CORESTATES HOME EQUITY TR SER 1996-1 CL
 A4 HOME EQUITY LN 7.0% CTF DUE
 06-15-2012 BE0

PAR VALUE: 25,152 74 SOLD 03-18-02 ACQUIRED 09-03-99
 FNMA REMIC TR 1989-101 CL 101-H 6.0%
 DUE12-25-2019 BE0

194

The Northern Trust Company
 50 South LaSalle Street, Chicago, Illinois 60675
 (312) 630-6000

03049 ACCOUNT NO. 26-06960 THE LYNDE AND HARRY BRADLEY FOUNDATION
 SS870 AAB BAIRD ADVISORS

FEDERAL SCHEDULE OF GAINS AND LOSSES
 ACCOUNT TRANSACTIONS TAXABLE DURING THE PERIOD
 01-01-02 THROUGH 12-31-02

28% RATE
 GAIN/LOSS

0 00

0 00

0.00

0 00

0 00

DESCRIPTION OF PROPERTY	DATE SOLD/ACQUIRED	SALES PROCEEDS	COST BASIS	GAIN/LOSS	28% RATE GAIN/LOSS
PAR VALUE: 5,911 52	SOLD 03-25-02 ACQUIRED 10-07-99	5,911 52	5,699.07	212 45	0 00
ADVANTA MTG LN TR SER 97-1 CL A5 7 35% ABS CTF DUE 05-25-2027 BEO					
PAR VALUE: 3,233 43	SOLD 03-25-02 ACQUIRED 09-07-99	3,233 43	3,241 01	7 58-	0 00
CWMBS INC SER 1997-A7 CL A7 7 25% MTG PASSTHRU CTF DUE 09-25-2027 BEO					
PAR VALUE: 21,184 38	SOLD 03-25-02 ACQUIRED 09-12-00	21,184 38	20,634 91	549.47	0.00
CMO DELTA FDG HOME EQUITY LN TR 1997-3 ABS CTF CL A-6F 6.86% DUE 10-25-2028 BEO					
PAR VALUE 4,878 31	SOLD 03-25-02 ACQUIRED 09-10-99	4,878 31	4,739 58	138 73	0 00
EQUIVANTAGE HOME EQUITY LN TR 1997-2 ASSET BKD CTF CL A-3 7 275% DUE 07-25-2028 BEO					
PAR VALUE 1,714 58	SOLD 03-25-02 ACQUIRED 08-19-99	1,714 58	1,715.25	0 67-	0 00
GE CAP MTG SVCS INC SER 1996-HE1 CL A4 7 3% REMIC PASS THRU CTF DUE 02-25-2025 BEO					

EBL

The Northern Trust Company
 50 South LaSalle Street, Chicago, Illinois 60675
 (312) 630-6000

THE LYNDE AND HARRY BRADLEY FOUNDATION
 BAIRD ADVISORS

FEDERAL SCHEDULE OF GAINS AND LOSSES
 ACCOUNT TRANSACTIONS TAXABLE DURING THE PERIOD
 01-01-02 THROUGH 12-31-02

PAGE 43

28% RATE
 GAIN/LOSS

0 00

GAIN/LOSS
 138.49

COST
 BASIS

46,510.41

SALES
 PROCEEDS

46,648 90

DATE SOLD/
 ACQUIRED

03-25-02 SOLD
 08-11-99 ACQUIRED

PAR VALUE: 46,648 90

FNMA REMIC TRUST SERIES 1990-68 CLASS J
 6 95% GTD MTG PASS THRU CTF DUE
 07-25-2020 REGISTERED

PAR VALUE: 8,092.39

03-25-02 SOLD
 08-13-99 ACQUIRED

8,092.39

7,981 12

111 27

0.00

FEDERAL NATIONAL MORTGAGE ASSOCIATION
 REMIC TRUST SERIES 1990-76 CL 76-G 7 00
 GTD REMIC PASS THRU CTF DUE 7-25-2020
 REG

PAR VALUE: 5,204 11

03-25-02 SOLD
 08-04-99 ACQUIRED

5,204 11

5,174 84

29.27

0.00

FEDERAL NATIONAL MORTGAGE ASSOCIATION
 GTD REMIC TR 1990-109 CL 109-J 7 00%
 PASS THRU CTF DUE 9-25-20 REG

PAR VALUE: 8,849 88

03-25-02 SOLD
 09-07-99 ACQUIRED

8,849 88

8,783.50

66 38

0 00

UNITED STATES TREAS BDS 9 875% DUE
 11-15-2015 REG

PAR VALUE: 150,000 00

04-04-02 SOLD
 10-29-99 ACQUIRED

208,875 00

199,804.69

9,070 31

0 00

FHLMC MULTICLASS SERIES 1280 CLASS B
 6 0% MTG PARTN CTF DUE 04-15-2022
 REGISTERED

793

The Northern Trust Company
 50 South LaSalle Street, Chicago, Illinois 60675
 (312) 630-6000

03049 ACCOUNT NO. 26-06960
 SS870 AAB

THE LYNDE AND HARRY BRADLEY FOUNDATION
 BAIRD ADVISORS

FEDERAL SCHEDULE OF GAINS AND LOSSES
 ACCOUNT TRANSACTIONS TAXABLE DURING THE PERIOD
 01-01-02 THROUGH 12-31-02

PAGE 44

DATE SOLD/ ACQUIRED SALES PROCEEDS COST BASIS GAIN/LOSS 28% RATE GAIN/LOSS

PAR VALUE 16,958 36 SOLD 04-15-02 ACQUIRED 11-02-99 16,958 36 16,303 87 654 49 0 00
 JAMES MTG TR 98-C MTG PASSTHRU CTF CL A-6F 6.133% DUE 09-15-2028 BEO

PAR VALUE 5,062 84 SOLD 04-15-02 ACQUIRED 02-02-01 5,062 84 5,045 43 17 41 0 00
 CONTIMORTGAGE HOME EQUITY LN TR SER 1997-3 7 12% CMO CTF DUE 08-15-2028 BEO

PAR VALUE 4,587 91 SOLD 04-15-02 ACQUIRED 08-15-00 4,587 91 4,517 66 70 25 0 00
 CONTIMORTGAGE HOME EQUITY LN TR 1997-1 PASSTHR U 7 05% DUE 03-15-2028 BEO

PAR VALUE 12,204 67 SOLD 04-15-02 ACQUIRED 09-22-00 12,204 67 12,101 69 102 98 0 00
 CORESTATES HOME EQUITY TR SER 1996-1 CL A4 HOME EQUITY LN 7 0% CTF DUE 06-15-2012 BEO

PAR VALUE 23,588 35 SOLD 04-15-02 ACQUIRED 09-03-99 23,588 35 23,481 47 106 88 0 00
 DELTA FDG HOME EQUITY LN TR 1998-2 ASSET BKD CTF CL A-6F 6 37% DUE 07-15-2028 BEO

HBL

The Northern Trust Company
 50 South LaSalle Street, Chicago, Illinois 60675
 (312) 630-6000

THE LYNDE AND HARRY BRADLEY FOUNDATION
 BAIRD ADVISORS

FEDERAL SCHEDULE OF GAINS AND LOSSES
 ACCOUNT TRANSACTIONS TAXABLE DURING THE PERIOD
 01-01-02 THROUGH 12-31-02

PAGE 45

03049 ACCOUNT NO. 26-06960
 SS870 AAB

28% RATE
 GAIN/LOSS

BASIS
 GAIN/LOSS

COST
 BASIS

SALES
 PROCEEDS

DATE SOLD/
 ACQUIRED

DESCRIPTION OF PROPERTY

0.00	263 98	5,150.75	5,414 73	04-15-02	SOLD	5,414.73	PAR VALUE	EQCC HOME EQUITY LN TR SER 1996-4 CL A9 6 89% ASSET BACKED CTF DUE 01-15-2028 BEO
				08-24-99	ACQUIRED			
0.00	22 46	2,151.04	2,153 50	04-15-02	SOLD	2,153 50	PAR VALUE	GREEN TREE FINL CORP SER 1995-5 CL A5 6.9% DUE 09-15-2026 BEO
				07-28-00	ACQUIRED			
0.00	25.31	16,551 77	16,575.08	04-15-02	SOLD	16,575 08	PAR VALUE	MONEY STORE TR 96-D CL A-9 7.0% ASSET BKD CTF DUE 04-15-2028
				08-06-99	ACQUIRED			
0.00	43.06	2,634.14	2,677 20	04-15-02	SOLD	2,677 20	PAR VALUE	MONEY STORE HOME EQUITY TR 97-B CL A8 6 9% ASSET BACKED CTF DUE 07-15-2038
				08-12-99	ACQUIRED			
0.00	44 33	2,657 91	2,702 24	04-15-02	SOLD	2,702 24	PAR VALUE	U S AIR INC ENHANCED EQUIPMENT CL B 7.5% NT DUE 04-15-2008 BEO
				08-11-99	ACQUIRED			

567

The Northern Trust Company
 50 South LaSalle Street, Chicago, Illinois 60675
 (312) 630-6000

THE LYNDE AND HARRY BRADLEY FOUNDATION
 BAIRD ADVISORS

FEDERAL SCHEDULE OF GAINS AND LOSSES
 ACCOUNT TRANSACTIONS TAXABLE DURING THE PERIOD
 01-01-02 THROUGH 12-31-02

03049 ACCOUNT NO. 26-06960
 SS870 AAB

DATE SOLD/
 ACQUIRED
 SALES
 PROCEEDS
 COST
 BASIS
 GAIN/LOSS
 28% RATE
 GAIN/LOSS

PAR VALUE 1,621.21
 SOLD 04-15-02
 ACQUIRED 08-23-99
 FHLMC MULTICLASS GTD SER CL 147-G 7 50%
 MTG PARTN CTFS DUE 4-15-21 REG

PAR VALUE: 5,047.92
 SOLD 04-15-02
 ACQUIRED 08-07-00
 FHLMC MULTICLASS SER 74 CL 74-F 6 0%
 DUE10-15-2020 REG

PAR VALUE: 4,822.03
 SOLD 04-15-02
 ACQUIRED 08-24-99
 FNMA REMIC TR 1989-101 CL 101-H 6 0%
 DUE12-25-2019 BEO

PAR VALUE 5,349.55
 SOLD 04-25-02
 ACQUIRED 10-07-99
 ADVANTA MTG LN TR SER 97-1 CL A5 7.35%
 ABS CTF DUE 05-25-2027 BEO

PAR VALUE: 7,118.29
 SOLD 04-25-02
 ACQUIRED 09-07-99
 CMBBS INC SER 1997-A7 CL A7 7.25% MTG
 PASSTRU CTF DUE 09-25-2027 BEO

96L

The Northern Trust Company
 50 South LaSalle Street, Chicago, Illinois 60675
 (312) 630-6000

THE LYNDE AND HARRY BRADLEY FOUNDATION
 BAIRD ADVISORS

FEDERAL SCHEDULE OF GAINS AND LOSSES
 ACCOUNT TRANSACTIONS TAXABLE DURING THE PERIOD
 01-01-02 THROUGH 12-31-02

PAGE 47

03049 ACCOUNT NO 26-06960
 SS870 AAB

DESCRIPTION OF PROPERTY	DATE SOLD/ ACQUIRED	SALES PROCEEDS	COST BASIS	GAIN/LOSS	28% RATE GAIN/LOSS
CITYSCAPE HOME EQUITY LN TRUST 1997-C PASSTHRU CTF CL A-4 7 0% DUE 07-25-2028 BEO	SOLD 04-25-02 ACQUIRED 09-12-00	15,204 21	14,809 85	394 36	0 00
PAR VALUE		15,204 21			
CHW DELTA FDG HOME EQUITY LN TR 1997-3 ABS CTF CL A-6F 6.86% DUE 10-25-2028 BEO	SOLD 04-25-02 ACQUIRED 09-26-00	8,461.87	8,357 81	104 06	0 00
PAR VALUE		8,461.87			
EQUIVANTAGE HOME EQUITY LN TR 1997-2 ASSET BKD CTF CL A-3 7 275% DUE 07-25-2028 BEO	SOLD 04-25-02 ACQUIRED 09-10-99	3,680 70	3,576 03	104.67	0 00
PAR VALUE		3,680 70			
FMA REMIC TRUST SERIES 1990-68 CLASS J 6.95% GTD MTG PASS THRU CTF DUE 07-25-2020 REGISTERED	SOLD 04-25-02 ACQUIRED 08-19-99	17,219 66	17,226 39	6 73-	0.00
PAR VALUE		17,219 66			
FEDERAL NATIONAL MORTGAGE ASSOCIATION REMIC TRUST SERIES 1990-76 CL 76-G 7 00 GTD REMIC PASS THRU CTF DUE 7-25-2020 REG	SOLD 04-25-02 ACQUIRED 08-13-99	22,717.14	22,404.78	312 36	0 00
PAR VALUE		22,717.14			

47

The Northern Trust Company
 50 South LaSalle Street, Chicago, Illinois 60675
 (312) 630-6000

THE LYNDE AND HARRY BRADLEY FOUNDATION
 BAIRD ADVISORS

FEDERAL SCHEDULE OF GAINS AND LOSSES
 ACCOUNT TRANSACTIONS TAXABLE DURING THE PERIOD
 01-01-02 THROUGH 12-31-02

03049 ACCOUNT NO. 26-06960
 SS870 AAB

DATE SOLD/ ACQUIRED SALES PROCEEDS COST BASIS GAIN/LOSS 28% RATE GAIN/LOSS

PAR VALUE 5,547 97 5,547 97 5,516 76 31.21 0.00
 SOLD 04-25-02 ACQUIRED 08-04-99
 FEDERAL NATIONAL MORTGAGE ASSOCIATION
 GTD REMIC TR 1990-109 CL 109-J 7.00%
 PASS THRU CTF DUE 9-25-20 REG

PAR VALUE 16,187 14 16,187 14 16,065 73 121 41 0 00
 SOLD 04-25-02 ACQUIRED 09-07-99
 FEDERAL NATIONAL MORTGAGE ASSOCIATION
 REMIC TRUST SERIES 1991-59 CLASS Z
 6 50% GTD MTG PASS THRU CTF DUE
 6-25-2021 REG

PAR VALUE 5,595.16 5,595 16 5,472 77 122.39 0 00
 SOLD 04-25-02 ACQUIRED 09-21-99
 GE CAP MTG SVCS INC SER 1996-HE1 CL A4
 7.3% REMIC PASS THRU CTF DUE 02-25-2025
 BE0

PAR VALUE 13,158 32 13,158 32 13,119 26 39 06 0 00
 SOLD 05-09-02 ACQUIRED 08-11-99
 FHLMC MULTICLASS SERIES 1280 CLASS B
 6.0% MTG PARTN CTF DUE 04-15-2022
 REGISTERED

86L

The Northern Trust Company
 50 South LaSalle Street, Chicago, Illinois 60675
 (312) 630-6000

THE LYNDE AND HARRY BRADLEY FOUNDATION
 BAIRD ADVISORS

FEDERAL SCHEDULE OF GAINS AND LOSSES
 ACCOUNT TRANSACTIONS TAXABLE DURING THE PERIOD
 01-01-02 THROUGH 12-31-02

PAGE 49

03049 ACCOUNT NO. 26-06960
 5870 AAB

DESCRIPTION OF PROPERTY

DATE SOLD/ ACQUIRED	SALES PROCEEDS	COST BASIS	28% RATE GAIN/LOSS
05-15-02 SOLD 11-02-99 ACQUIRED	10,116 32	9,725 90	390 42
JAMES MTG TR 98-C MTG PASSTRHU CTF CL A-6F 6.133% DUE 09-15-2028 BEO			
05-15-02 SOLD 02-02-01 ACQUIRED	2,728 97	2,719 59	9 38
CONTINORTGAGE HOME EQUITY LN TR SER 1997-3 7 12% CMO CTF DUE 08-15-2028 BEO			
05-15-02 SOLD 08-15-00 ACQUIRED	3,597 30	3,542.22	55 08
CONTINORTGAGE HOME EQUITY LN TR 1997-1 PASSTRHU 7.05% DUE 03-15-2028 BEO			
05-15-02 SOLD 09-22-00 ACQUIRED	15,046.73	14,919.77	126 96
CORESTATES HOME EQUITY TR SER 1996-1 CL A4 HOME EQUITY LN 7 0% CTF DUE 06-15-2012 BEO			
05-15-02 SOLD 09-03-99 ACQUIRED	19,842 73	19,752 82	89.91
DELTA FDG HOME EQUITY LN TR 1998-2 ASSET BKD CTF CL A-6F 6 37% DUE 07-15-2028 BEO			

664

The Northern Trust Company
 50 South LaSalle Street, Chicago, Illinois 60675
 (312) 630-6000

03049 ACCOUNT NO 26-06960 THE LYNDE AND HARRY BRADLEY FOUNDATION
 SS870 AAB BAIRD ADVISORS

FEDERAL SCHEDULE OF GAINS AND LOSSES
 ACCOUNT TRANSACTIONS TAXABLE DURING THE PERIOD
 01-01-02 THROUGH 12-31-02

DATE SOLD/ ACQUIRED SALES PROCEEDS COST BASIS GAIN/LOSS 28% RATE

PAR VALUE 5,301 60 SOLD 05-15-02 ACQUIRED 08-24-99 EQCC HOME EQUITY LN TR SER 1996-4 CL A9
 6.89% ASSET BACKED CTF DUE 01-15-2028 BEO

PAR VALUE 3,510 46 SOLD 05-15-02 ACQUIRED 07-28-00 GREEN TREE FINL CORP SER 1995-5 CL A5
 6 9% DUE 09-15-2026 BEO

PAR VALUE 15,743 62 SOLD 05-15-02 ACQUIRED 08-06-99 MONEY STORE TR 96-D CL A-9 7.0% ASSET
 BKD CTF DUE 04-15-2028

PAR VALUE 3,812.27 SOLD 05-15-02 ACQUIRED 08-12-99 MONEY STORE HOME EQUITY TR 97-B CL A8
 6 9% ASSET BACKED CTF DUE 07-15-2038

PAR VALUE 2,272.96 SOLD 05-15-02 ACQUIRED 08-11-99 FHLMC MULTICLASS GTD SER CL 147-G 7 50X
 MTG PARTN CTFS DUE 4-15-21 REG

37.29 2,235 67 2,272 96 0.00

61 32 3,750 95 3,812 27 0 00

22.14 15,721 48 15,743 62 0 00

36.61 3,473 85 3,510 46 0.00

258 47 5,043 13 5,301 60 0 00

37.29 2,235 67 2,272 96 0.00

61 32 3,750 95 3,812 27 0 00

22.14 15,721 48 15,743 62 0 00

36.61 3,473 85 3,510 46 0.00

258 47 5,043 13 5,301 60 0 00

37.29 2,235 67 2,272 96 0.00

The Northern Trust Company
 50 South LaSalle Street, Chicago, Illinois 60675
 (312) 630-6000

THE LYNDE AND HARRY BRADLEY FOUNDATION
 BAIRD ADVISORS

FEDERAL SCHEDULE OF GAINS AND LOSSES
 ACCOUNT TRANSACTIONS TAXABLE DURING THE PERIOD
 01-01-02 THROUGH 12-31-02

PAGE 51

ACCOUNT NO. 26-06960 AAB
 SS870

28% RATE
 GAIN/LOSS

0 00

GAIN/LOSS
 36 60

COST
 BASIS

8,658 28

SALES
 PROCEEDS

8,674 88

DATE SOLD/
 ACQUIRED

05-15-02
 ACQUIRED

08-07-00

PAR VALUE: 8,674 88

DESCRIPTION OF PROPERTY
 FILMC MULTICLASS SER 74 CL 74-F 6 0%
 DUE10-15-2020 REG

05-15-02
 SOLD

08-24-99

PAR VALUE: 6,335 04

DESCRIPTION OF PROPERTY
 MONEY STORE HOME EQUITY TR 97-B CL AB
 6 9% ASSET BACKED CTF DUE 07-15-2038

05-15-02
 SOLD

08-11-99

PAR VALUE: 154,027 52

DESCRIPTION OF PROPERTY
 FNMA REMIC TR 1989-101 CL 101-H 6.0%
 DUE12-25-2019 BEO

05-16-02
 SOLD

10-07-99

PAR VALUE: 3,202 54

DESCRIPTION OF PROPERTY
 ADVANTA MTG LN TR SER 97-1 CL AS 7 35%
 ABS CTF DUE 05-25-2027 BEO

05-28-02
 SOLD

09-07-99

PAR VALUE: 5,116 07

DESCRIPTION OF PROPERTY
 CWMBS INC SER 1997-A7 CL A7 7 25% MTG
 PASSTRRU CTF DUE 09-25-2027 BEO

05-28-02
 SOLD

09-07-99

PAR VALUE: 5,116 07

DESCRIPTION OF PROPERTY
 CWMBS INC SER 1997-A7 CL A7 7 25% MTG
 PASSTRRU CTF DUE 09-25-2027 BEO

The Northern Trust Company
 50 South LaSalle Street, Chicago, Illinois 60675
 (312) 630-6000

THE LYNDE AND HARRY BRADLEY FOUNDATION
 BAIRD ADVISORS

03049 ACCOUNT NO 26-06960
 SS870 AAB

FEDERAL SCHEDULE OF GAINS AND LOSSES
 ACCOUNT TRANSACTIONS TAXABLE DURING THE PERIOD
 01-01-02 THROUGH 12-31-02

28% RATE
GAIN/LOSS

0.00

0.00

0.00

0.00

0.00

0.00

0.00

0.00

208

DATE SOLD/
 ACQUIRED SALES PROCEEDS COST BASIS

DESCRIPTION OF PROPERTY

PAR VALUE 15,753.96 SOLD 05-28-02 ACQUIRED 09-12-00

EQUITY ADVANTAGE HOME EQUITY LN TR 1997-2
 ASSET BKD CTF CL A-3 7 275X DUE
 07-25-2028 BEO

PAR VALUE 12,213.98 SOLD 05-28-02 ACQUIRED 08-19-99

GE CAP MTG SVCS INC SER 1996-HEI CL A4
 7 3X REMIC PASS THRU CTF DUE 02-25-2025
 BEO

PAR VALUE 23,441.08 SOLD 05-28-02 ACQUIRED 08-11-99

FNMA REMIC TRUST SERIES 1990-68 CLASS J
 6.95% GTD MTG PASS THRU CTF DUE
 07-25-2020 REGISTERED

PAR VALUE 11,194.42 SOLD 05-28-02 ACQUIRED 08-13-99

FEDERAL NATIONAL MORTGAGE ASSOCIATION
 REMIC TRUST SERIES 1990-76 CL 76-G 7 00
 GTD REMIC PASS THRU CTF DUE 7-25-2020
 REG

The Northern Trust Company
 50 South LaSalle Street, Chicago, Illinois 60675
 (312) 630-6000

THE LYNDE AND HARRY BRADLEY FOUNDATION
 BAIRD ADVISORS

FEDERAL SCHEDULE OF GAINS AND LOSSES
 ACCOUNT TRANSACTIONS TAXABLE DURING THE PERIOD
 01-01-02 THROUGH 12-31-02

03049 ACCOUNT NO 26-06960 AAB

DESCRIPTION OF PROPERTY DATE SOLD/ACQUIRED SALES PROCEEDS COST BASIS GAIN/LOSS 28% RATE GAIN/LOSS

PAR VALUE: 3,645 73 05-28-02 SOLD 3,645 73 08-04-99 ACQUIRED

FEDERAL NATIONAL MORTGAGE ASSOCIATION
 GTD REMIC TR 1990-109 CL 109-J 7 00%
 PASS THRU CTF DUE 9-25-20 REG

PAR VALUE: 13,849 03 05-28-02 SOLD 13,849 03 09-07-99 ACQUIRED

FEDERAL NATIONAL MORTGAGE ASSOCIATION
 REMIC TRUST SERIES 1991-59 CLASS Z
 6 50% GTD MTG PASS THRU CTF DUE
 6-25-2021 REG

PAR VALUE: 12,106 98 05-28-02 SOLD 12,106 98 09-21-99 ACQUIRED

DEUTSCHE TELEKOM INTL FIN B V GTD NT
 8 75% DUE 06-15-2030 BE0

PAR VALUE: 100,000.00 06-03-02 SOLD 98,243 00 08-09-00 ACQUIRED

CMO DELTA FDG HOME EQUITY LN TR 1997-3
 ABS CTF CL A-6F 6 86% DUE 10-25-2028 BE0

PAR VALUE: 4,933 50 06-05-02 SOLD 4,933.50 09-10-99 ACQUIRED

UNITED STATES TREAS BBS 9.875% DUE
 11-15-2015 REG

The Northern Trust Company
 50 South LaSalle Street, Chicago, Illinois 60675
 (312) 630-6000

THE LYNDE AND HARRY BRADLEY FOUNDATION
 BAIRD ADVISORS

03049 ACCOUNT NO 26-069660
 SS870 AAB

FEDERAL SCHEDULE OF GAINS AND LOSSES
 ACCOUNT TRANSACTIONS TAXABLE DURING THE PERIOD
 01-01-02 THROUGH 12-31-02

DATE SOLD/ ACQUIRED	SALES PROCEEDS	COST BASIS	GAIN/LOSS	28% RATE GAIN/LOSS	DESCRIPTION OF PROPERTY
06-14-02 ACQUIRED	72,031 25	66,601 56	5,429 69	0 00	PAR VALUE: 50,000.00 FHLMC MULTICLASS SERIES 1280 CLASS B 6 0% MTG PARTN CTF DUE 04-15-2022 REGISTERED
06-17-02 SOLD	15,226 00	14,638 37	587 63	0.00	PAR VALUE 15,226 00 AMES MTG TR 98-C MTG PASSTRRU CTF CL A-6F 6 135% DUE 09-15-2028 BEO
06-17-02 SOLD	4,208 47	4,194.00	14.47	0.00	PAR VALUE 4,208 47 CONTIMORTGAGE HOME EQUITY LN TR SER 1997-3 7 12% CMO CTF DUE 08-15-2028 BEO
06-17-02 SOLD	4,223 36	4,158 69	64.67	0 00	PAR VALUE 4,223 36 CONTIMORTGAGE HOME EQUITY LN TR 1997-1 PASSTRRU 7 05% DUE 03-15-2028 BEO
06-17-02 SOLD	14,924 32	14,798.40	125.92	0.00	PAR VALUE 14,924.32 CORESTATES HOME EQUITY TR SER 1996-1 CL A4 HOME EQUITY LN 7 0% CTF DUE 09-22-00
06-17-02 SOLD	14,924 32	14,798.40	125.92	0.00	PAR VALUE 14,924.32 CORESTATES HOME EQUITY TR SER 1996-1 CL A4 HOME EQUITY LN 7 0% CTF DUE 09-22-00

The Northern Trust Company
 50 South LaSalle Street, Chicago, Illinois 60675
 (312) 630-6000

THE LYNDE AND HARRY BRADLEY FOUNDATION
 BAIRD ADVISORS

FEDERAL SCHEDULE OF GAINS AND LOSSES
 ACCOUNT TRANSACTIONS TAXABLE DURING THE PERIOD
 01-01-02 THROUGH 12-31-02

PAGE 55

03049 ACCOUNT NO. 26-06960
 SS870 AAB

DESCRIPTION OF PROPERTY	DATE SOLD/ ACQUIRED	SALES PROCEEDS	COST BASIS	GAIN/LOSS	28% RATE GAIN/LOSS
PAR VALUE: 21,834 93	SOLD 06-17-02 ACQUIRED 09-03-99	21,834 93	21,735 99	98.94	0.00
DELTA EDG HOME EQUITY LN TR 1998-2 ASSET BKD CTF CL A-6F 6.37% DUE 07-15-2028 BEO					
PAR VALUE: 5,318 63	SOLD 06-17-02 ACQUIRED 08-24-99	5,318.63	5,059 33	259 30	0.00
EQQC HOME EQUITY LN TR SER 1996-4 CL A9 6 89% ASSET BACKED CTF DUE 01-15-2028 BEO					
PAR VALUE: 3,132.11	SOLD 06-17-02 ACQUIRED 07-28-00	3,132 11	3,099 45	32.66	0.00
GREEN TREE FINL CORP SER 1995-5 CL A5 6.9% DUE 09-15-2026 BEO					
PAR VALUE: 17,365 31	SOLD 06-17-02 ACQUIRED 08-06-99	17,365 31	17,340.89	24.42	0.00
MONEY STORE TR 96-D CL A-9 7 0% ASSET BKD CTF DUE 04-15-2028					
PAR VALUE: 3,134 00	SOLD 06-17-02 ACQUIRED 08-12-99	3,134 00	3,083 59	50 41	0.00
FHLMC MULTICLASS GTD SER CL 147-G 7 50% MTG PARTN CTFS DUE 4-15-21 REG					

508

The Northern Trust Company
 50 South LaSalle Street, Chicago, Illinois 60675
 (312) 630-6000

THE LYNDE AND HARRY BRADLEY FOUNDATION
 BAIRD ADVISORS

FEDERAL SCHEDULE OF GAINS AND LOSSES
 ACCOUNT TRANSACTIONS TAXABLE DURING THE PERIOD
 01-01-02 THROUGH 12-31-02

28% RATE
 GAIN/LOSS

DESCRIPTION OF PROPERTY	DATE SOLD/ ACQUIRED	SALES PROCEEDS	COST BASIS	GAIN/LOSS	28% RATE GAIN/LOSS
PAR VALUE: 11,328 12	SOLD 06-17-02 ACQUIRED 08-07-00	11,328 12	11,280 33	47 79	0 00
FHLMC MULTICLASS SER 79 CL 79-F 6 0% DUE10-15-2020 REG					
PAR VALUE 4,687 22	SOLD 06-17-02 ACQUIRED 08-24-99	4,687 22	4,503 39	183 83	0.00
WASHINGTON MUT INC NTS7 5% DUE 08-15-2006 BEQ					
PAR VALUE: 250,000 00	SOLD 06-19-02 ACQUIRED 08-05-99	274,017 50	248,387 50	25,630 00	0 00
ONEOK INC NEW NT DTD 08/01/1999 7 75% DUE 08-15-2006 BEQ					
PAR VALUE: 100,000 00	SOLD 06-24-02 ACQUIRED 08-12-99	107,551 00	98,920.00	8,631 00	0.00
FNMA REMIC TR 1989-101 CL 101-H 6 0% DUE12-25-2019 BEQ					
PAR VALUE: 6,531 17	SOLD 06-25-02 ACQUIRED 10-07-99	6,531 17	6,296.46	234 71	0.00
ADVANTA MTG LN TR SER 97-1 CL A5 7.35% ABS CTF DUE 05-25-2027 BEQ					

806

The Northern Trust Company
 50 South LaSalle Street, Chicago, Illinois 60675
 (312) 630-6000

THE LYNDE AND HARRY BRADLEY FOUNDATION
 BAIRD ADVISORS

FEDERAL SCHEDULE OF GAINS AND LOSSES
 ACCOUNT TRANSACTIONS TAXABLE DURING THE PERIOD
 01-01-02 THROUGH 12-31-02

PAGE 57

03049 ACCOUNT NO 26-06960
 SS870 AAB

DATE SOLD/ ACQUIRED SALES PROCEEDS COST BASIS GAIN/LOSS 28% RATE GAIN/LOSS

PAR VALUE: 4,592.45 SOLD 06-25-02 ACQUIRED 09-07-99
 CWMBS INC SER 1997-A7 CL A7 7.25% MTG
 PASSTHRU CTF DUE 09-25-2027 BEO

PAR VALUE: 8,279.99 SOLD 06-25-02 ACQUIRED 09-12-00
 EQUIVANTAGE HOME EQUITY LN TR 1997-2
 ASSET BKD CTF CL A-3 7 275% DUE
 07-25-2028 BEO

PAR VALUE: 2,943 91 SOLD 06-25-02 ACQUIRED 08-19-99
 GE CAP MTG SVCS INC SER 1996-HE1 CL A4
 7.3% REMIC PASS THRU CTF DUE 02-25-2025
 BEO

PAR VALUE 24,569.07 SOLD 06-25-02 ACQUIRED 08-11-99
 FNMA REMIC TRUST SERIES 1990-68 CLASS J
 6 95% GTD MTG PASS THRU CTF DUE
 07-25-2020 REGISTERED

PAR VALUE. 13,185 20 SOLD 06-25-02 ACQUIRED 08-13-99
 FEDERAL NATIONAL MORTGAGE ASSOCIATION
 REMIC TRUST SERIES 1990-76 CL 76-G 7 00
 GTD REMIC PASS THRU CTF DUE 7-25-2020
 REG

108

The Northern Trust Company
 50 South LaSalle Street, Chicago, Illinois 60675
 (312) 630-6000

THE LYNDE AND HARRY BRADLEY FOUNDATION
 BAIRD ADVISORS

FEDERAL SCHEDULE OF GAINS AND LOSSES
 ACCOUNT TRANSACTIONS TAXABLE DURING THE PERIOD
 01-01-02 THROUGH 12-31-02

DESCRIPTION OF PROPERTY	DATE SOLD/ ACQUIRED	SALES PROCEEDS	COST BASIS	GAIN/LOSS	28% RATE GAIN/LOSS
PAR VALUE. 3,612 83	SOLD 06-25-02 ACQUIRED 08-04-99	3,612 83	3,592.51	20 32	0.00
FEDERAL NATIONAL MORTGAGE ASSOCIATION GTD REMIC TR 1990-109 CL 109-J / 00% PASS THRU CTF DUE 9-25-20 REG					
PAR VALUE 7,455 94	SOLD 06-25-02 ACQUIRED 09-07-99	7,455.94	7,400 02	55 92	0 00
FEDERAL NATIONAL MORTGAGE ASSOCIATION REMIC TRUST SERIES 1991-59 CLASS Z 6 50X GTD MTG PASS THRU CTF DUE 6-25-2021 REG					
PAR VALUE. 12,324 07	SOLD 06-25-02 ACQUIRED 09-21-99	12,324 07	12,054 48	269 59	0 00
NORTHROP GRUMMAN CORP 9 375% DUE 10-15-2024/10-15-2004 REG					
PAR VALUE 100,000 00	SOLD 07-02-02 ACQUIRED 08-25-99	110,250 00	109,000 00	1,250 00	0.00
UNITED STATES TREAS BDS 9 875% DUE 11-15-2015 REG					
PAR VALUE. 200,000 00	SOLD 07-02-02 ACQUIRED 11-30-99	287,656.25	262,875 00	24,781 25	0 00
CMO DELTA FDG HOME EQUITY LN TR 1997-3 ABS CTF CL A-6F 6 86% DUE 10-25-2028 BEO					

The Northern Trust Company
 50 South LaSalle Street, Chicago, Illinois 60675
 (312) 630-6000

THE LYNDE AND HARRY BRADLEY FOUNDATION
 BAIRD ADVISORS

03049 ACCOUNT NO 26-06960
 AAB

FEDERAL SCHEDULE OF GAINS AND LOSSES
 ACCOUNT TRANSACTIONS TAXABLE DURING THE PERIOD
 01-01-02 THROUGH 12-31-02

28% RATE
 GAIN/LOSS

0.00
 0.00
 0.00
 0.00
 0.00
 0.00
 0.00

GAIN/LOSS

58 67
 123 63
 10 42
 180 16
 97 00
 108 58

COST
 BASIS

6,895.26
 7,950.36
 3,020 20
 3,768 54
 2,416 38
 3,714.66

SALES
 PROCEEDS

6,953 93
 8,073 99
 3,030.62
 3,948 70
 2,513 38
 3,823.24

DATE SOLD/
 ACQUIRED

07-15-02
 07-15-02
 07-15-02
 07-15-02
 07-15-02
 07-03-02

DESCRIPTION OF PROPERTY

PAR VALUE. 3,823.24
 SOLD 07-03-02
 ACQUIRED 09-10-99
 FHLMC MULTICLASS SERIES 1280 CLASS B
 6 0% MTG PARTN CTF DUE 04-15-2022
 REGISTERED
 PAR VALUE 2,513.38
 SOLD 07-15-02
 ACQUIRED 11-02-99
 PAR VALUE: 3,948 70
 SOLD 07-15-02
 ACQUIRED 11-08-00
 JAMES MTG TR 98-C MTG PASSTRRU CTF CL
 A-6F 6 13% DUE 09-15-2028 BEO
 PAR VALUE: 3,030 62
 SOLD 07-15-02
 ACQUIRED 02-02-01
 CONTIMORTGAGE HOME EQUITY LN TR SER
 1997-3 7 12% CMO CTF DUE 08-15-2028 BEO
 PAR VALUE. 8,073 99
 SOLD 07-15-02
 ACQUIRED 08-15-00
 CONTIMORTGAGE HOME EQUITY LN TR 1997-1
 PASSTRRU 7 05% DUE 03-15-2028 BEO
 PAR VALUE. 6,953.93
 SOLD 07-15-02
 ACQUIRED 09-22-00
 CORESTATES HOME EQUITY TR SER 1996-1 CL
 A4 HOME EQUITY LN 7 0% CTF DUE
 06-15-2012 BEO

The Northern Trust Company
 50 South LaSalle Street, Chicago, Illinois 60675
 (312) 630-6000

03049 ACCOUNT NO. 26-06960 THE LYNDE AND HARRY BRADLEY FOUNDATION
 SS870 AAB BAIRD ADVISORS

FEDERAL SCHEDULE OF GAINS AND LOSSES
 ACCOUNT TRANSACTIONS TAXABLE DURING THE PERIOD
 01-01-02 THROUGH 12-31-02

DATE SOLD/ ACQUIRED SALES PROCEEDS COST BASIS GAIN/LOSS 28% RATE

PAR VALUE	23,102 31	23,102 31	22,997.63	104 68	0.00
DELTA EDG HOME EQUITY LN TR 1998-2 ASSET					
BKD CTF CL A-6F 6 37% DUE 07-15-2028 BEO					
PAR VALUE	6,689 33	6,689.33	6,363.21	326 12	0.00
ECC HOME EQUITY LN TR SER 1996-4 CL A9					
6.89% ASSET BACKED CTF DUE 01-15-2028 BEO					
PAR VALUE	2,352 77	2,352 77	2,328 23	24.54	0.00
GREEN TREE FINL CORP SER 1995-5 CL A5					
6.9% DUE 09-15-2026 BEO					
PAR VALUE	12,916 31	12,916 31	12,898 15	18 16	0.00
MONEY STORE TR 96-D CL A-9 7 0% ASSET					
BKD CTF DUE 04-15-2028					
PAR VALUE	2,283 63	2,283 63	2,246 90	36.73	0.00
FHLMC MULTICLASS GTD SER CL 147-G 7 50%					
MTG PARTN CTF DUE 4-15-21 REG					

018

The Northern Trust Company
 50 South LaSalle Street, Chicago, Illinois 60675
 (312) 630-6000

THE LYNDE AND HARRY BRADLEY FOUNDATION
 BAIRD ADVISORS

FEDERAL SCHEDULE OF GAINS AND LOSSES
 ACCOUNT TRANSACTIONS TAXABLE DURING THE PERIOD
 01-01-02 THROUGH 12-31-02

03049 ACCOUNT NO. 26-06960
 AAB

PAGE 61

DESCRIPTION OF PROPERTY	DATE SOLD/ ACQUIRED	SALES PROCEEDS	COST BASIS	GAIN/LOSS	28% RATE GAIN/LOSS
PAR VALUE: 3,553 76	SOLD 07-15-02 ACQUIRED 08-07-00	3,553.76	3,538.77	14 99	0 00
FILMC MULTICLASS SER 74 CL 74-F 6 0% DUE10-15-2020 REG					
PAR VALUE: 3,525 16	SOLD 07-15-02 ACQUIRED 08-24-99	3,525.16	3,386.91	138 25	0 00
LEHMAN BROTHERS HLDGS INC 8 5% BD DUE 05-01-2007					
PAR VALUE: 50,000 00	SOLD 07-23-02 ACQUIRED 07-06-01	57,153 50	54,814.50	2,339 00	0 00
FNMA REMIC TR 1989-101 CL 101-H 6 0% DUE12-25-2019 BEO					
PAR VALUE: 4,493.33	SOLD 07-25-02 ACQUIRED 10-07-99	4,493.33	4,331 85	161.48	0.00
ADVANTA MTG LN TR SER 97-1 CL A5 7 35% ABS CTF DUE 05-25-2027 BEO					
PAR VALUE: 4,110 43	SOLD 07-25-02 ACQUIRED 09-07-99	4,110 43	4,120.06	9 63-	0.00
CWBS INC SER 1997-A7 CL A7 7 25% MTG PASSHRU CTF DUE 09-25-2027 BEO					

118

The Northern Trust Company
 50 South LaSalle Street, Chicago, Illinois 60675
 (312) 630-6000

THE LYNDE AND HARRY BRADLEY FOUNDATION
 BAIRD ADVISORS

FEDERAL SCHEDULE OF GAINS AND LOSSES
 ACCOUNT TRANSACTIONS TAXABLE DURING THE PERIOD
 01-01-02 THROUGH 12-31-02

28% RATE
 GAIN/LOSS

0.00

0 00

0 00

0 00

0 00

03049 ACCOUNT NO 26-06960
 SS870 AAB

DESCRIPTION OF PROPERTY
 DATE SOLD/
 ACQUIRED

PAR VALUE 8,297 59
 SOLD 07-25-02
 ACQUIRED 09-12-00

GE CAP MTG SVCS INC SER 1996-HEI CL A4
 7 3% REMIC PASS THRU CTF DUE 02-25-2025

PAR VALUE 43,186.77
 SOLD 07-25-02
 ACQUIRED 08-11-99

RESIDENTIAL ASSET SECURITIES CORP MTG
 PASS THRU CTF SER 1999-KS2 CL A19 7 15%
 DUE 07-25-2030 BEO

PAR VALUE 5,391 01
 SOLD 07-25-02
 ACQUIRED 11-29-00

SALOMON BROS MTG SECS VII INC SER
 1997-LB6 6 82% ABS CTF DUE 11-25-2027

PAR VALUE 3,095 83
 SOLD 07-25-02
 ACQUIRED 07-03-01

SAXON ASSET SECS TR MTG LN ASSET BKD
 CTF1999-2 CL AF-6 6.415% DUE 06-25-2014

PAR VALUE 14,468 52
 SOLD 07-25-02
 ACQUIRED 07-24-01

FMMA REMIC TRUST SERIES 1990-68 CLASS J
 6 95% GTD MTG PASS THRU CTF DUE
 07-25-2020 REGISTERED

918

The Northern Trust Company
 50 South LaSalle Street, Chicago, Illinois 60675
 (312) 630-6000

THE LYNDE AND HARRY BRADLEY FOUNDATION
 BAIRD ADVISORS

FEDERAL SCHEDULE OF GAINS AND LOSSES
 ACCOUNT TRANSACTIONS TAXABLE DURING THE PERIOD
 01-01-02 THROUGH 12-31-02

PAGE 63

03049 ACCOUNT NO. 26-06960
 SS870 AAB

28% RATE
 GAIN/LOSS

GAIN/LOSS

COST
 BASIS

SALES
 PROCEEDS

DATE SOLD/
 ACQUIRED

DESCRIPTION OF PROPERTY

28% RATE GAIN/LOSS	GAIN/LOSS	COST BASIS	SALES PROCEEDS	DATE SOLD/ ACQUIRED	DESCRIPTION OF PROPERTY
0.00	200 85	14,406 13	14,406 98	07-25-02 SOLD 08-13-99 ACQUIRED	FEDERAL NATIONAL MORTGAGE ASSOCIATION REMIC TRUST SERIES 1990-76 CL 76-G 7 00 GTD REMIC PASS THRU CTF DUE 7-25-2020 REG
0.00	18.32	3,238.06	3,256 38	07-25-02 SOLD 08-04-99 ACQUIRED	FEDERAL NATIONAL MORTGAGE ASSOCIATION REMIC TR 1990-109 CL 109-J 7 00% PASS THRU CTF DUE 9-25-20 REG
0.00	95 10	12,585 34	12,680 44	07-25-02 SOLD 09-07-99 ACQUIRED	FEDERAL NATIONAL MORTGAGE ASSOCIATION 6.50% GTD MFG PASS THRU CTF DUE 6-25-2021 REG
0.00	140.94	6,302.19	6,443.13	07-25-02 SOLD 09-21-99 ACQUIRED	DYMEGY INC 7.45% DUE 07-15-2006 BEQ
0.00	57,718 00-	98,718 00	41,000 00	08-01-02 SOLD 08-05-99 ACQUIRED	CMO DELTA FDG HOME EQUITY LN TR 1997-3 ABS CTF CL A-6F 6.86% DUE 10-25-2028 BEQ

813

The Northern Trust Company
 50 South LaSalle Street, Chicago, Illinois 60675
 (312) 630-6000

THE LYNDE AND HARRY BRADLEY FOUNDATION
 BAIRD ADVISORS

FEDERAL SCHEDULE OF GAINS AND LOSSES
 ACCOUNT TRANSACTIONS TAXABLE DURING THE PERIOD
 01-01-02 THROUGH 12-31-02

28% RATE
 GAIN/LOSS

0 00

GAIN/LOSS

106.48

DESCRIPTION OF PROPERTY

PAR VALUE

3,744.47

UNITED STATES TREAS BDS 9.875% DUE 11-15-2015 REG

11-15-2015 REG

PAR VALUE:

125,000 00

SOLD 08-08-02

ACQUIRED 11-30-99

FHLMC MULTICLASS SERIES 1280 CLASS B

6% MTG PARTN CTF DUE 04-15-2022

REGISTERED

PAR VALUE:

10,123 68

SOLD 08-15-02

ACQUIRED 11-08-00

AMES MTG TR 98-C MTG PASSTRRU CTF CL

A-6F 6.133% DUE 09-15-2028 BEO

PAR VALUE:

3,379 70

SOLD 08-15-02

ACQUIRED 02-02-01

CONTIMORTGAGE HOME EQUITY LN TR SER

1997-3 7 12% CMO CTF DUE 08-15-2028 BEO

PAR VALUE:

5,468.83

SOLD 08-15-02

ACQUIRED 08-15-00

CONTIMORTGAGE HOME EQUITY LN TR 1997-1

PASSTRRU 7 05% DUE 03-15-2028 BEO

0 00

83 74

5,385 09

5,468 83

0 00

11 62

3,368 08

3,379 70

0.00

461.89

9,661 79

10,123 68

0.00

9,031.25

64,968 75

74,000 00

0.00

20,703 12

164,296.88

185,000 00

0 00

106.48

3,637.99

3,744.47

64

8/14

The Northern Trust Company

50 South LaSalle Street, Chicago, Illinois 60675
(312) 630-6000

03049 ACCOUNT NO. 26-06960
SS870 AAB

THE LYNDE AND HARRY BRADLEY FOUNDATION
BAIRD ADVISORS

FEDERAL SCHEDULE OF GAINS AND LOSSES
ACCOUNT TRANSACTIONS TAXABLE DURING THE PERIOD
01-01-02 THROUGH 12-31-02

PAGE
65

<u>DESCRIPTION OF PROPERTY</u>			<u>DATE SOLD/ ACQUIRED</u>	<u>SALES PROCEEDS</u>	<u>COST BASIS</u>	<u>GAIN/LOSS</u>	<u>28% RATE GAIN/LOSS</u>
PAR VALUE	12,292.97	SOLD	08-15-02	12,292.97	12,189.25	103.72	0.00
		ACQUIRED	09-22-00				
CORESTATES HOME EQUITY TR SER 1996-1 CL A4 HOME EQUITY LN 7.0% CTF DUE 06-15-2012 BEO							
PAR VALUE:	21,595.34	SOLD	08-15-02	21,595.34	21,497.49	97.85	0.00
		ACQUIRED	09-03-99				
DELTA FDG HOME EQUITY LN TR 1998-2 ASSET BKD CTF CL A-6F 6.37% DUE 07-15-2028 BEO							
PAR VALUE:	4,873.31	SOLD	08-15-02	4,873.31	4,635.72	237.59	0.00
		ACQUIRED	08-24-99				
GREEN TREE FINL CORP SER 1995-5 CL A5 6.9% DUE 09-15-2026 BEO							
PAR VALUE:	16,535.98	SOLD	08-15-02	16,535.98	16,512.73	23.25	0.00
		ACQUIRED	08-06-99				
MONEY STORE TR 96-D CL A-9 7.0% ASSET BKD CTF DUE 04-15-2028							
PAR VALUE:	3,085.25	SOLD	08-15-02	3,085.25	3,035.62	49.63	0.00
		ACQUIRED	08-12-99				
FHLMC MULTICLASS GTD SER CL 147-G 7.50% MTG PARTN CTF DUE 4-15-21 REG							

815

The Northern Trust Company
 50 South LaSalle Street, Chicago, Illinois 60675
 (312) 630-6000

03099 ACCOUNT NO 26-06960 THE LYNDE AND HARRY BRADLEY FOUNDATION
 SS870 AAB BAIRD ADVISORS

FEDERAL SCHEDULE OF GAINS AND LOSSES
 ACCOUNT TRANSACTIONS TAXABLE DURING THE PERIOD
 01-01-02 THROUGH 12-31-02

PAGE 66

DESCRIPTION OF PROPERTY	DATE SOLD/ ACQUIRED	SALES PROCEEDS	COST BASIS	GAIN/LOSS	28% RATE GAIN/LOSS
PAR VALUE	08-15-02 ACQUIRED	915 08	911.22	3 86	0.00
FHLMC MULTICLASS SER 74 CL 74-F 6 0%					
PAR VALUE:	SOLD	9,085.00	8,728.70	356.30	0 00
	ACQUIRED				
EQCC HOME EQUITY LN TR SER 1996-4 CL A9 6.89% ASSET BACKED CTF DUE 01-15-2028					
PAR VALUE:	SOLD	2,139.01	2,116.70	22.31	0 00
	ACQUIRED				
FNMA REMIC TR 1989-101 CL 101-H 6.0% DUE12-25-2019 BEO					
PAR VALUE:	SOLD	4,282.82	4,128.91	153.91	0 00
	ACQUIRED				
ADVANTA MTG LN TR SER 97-1 CL A5 7 35% ABS CTF DUE 05-25-2027 BEO					
PAR VALUE	SOLD	5,017.32	5,029.08	11.76-	0.00
	ACQUIRED				
CWBS INC SER 1997-A7 CL A7 7 25% MTG PASSHRU CTF DUE 09-25-2027 BEO					

918

The Northern Trust Company
 50 South LaSalle Street, Chicago, Illinois 60675
 (312) 630-6000

THE LYNDE AND HARRY BRADLEY FOUNDATION
 BAIRD ADVISORS

FEDERAL SCHEDULE OF GAINS AND LOSSES
 ACCOUNT TRANSACTIONS TAXABLE DURING THE PERIOD
 01-01-02 THROUGH 12-31-02

03049 ACCOUNT NO. 26-06960
 SS870 AAB

DESCRIPTION OF PROPERTY	DATE SOLD/ ACQUIRED	SALES PROCEEDS	COST BASIS	GAIN/LOSS	28% RATE GAIN/LOSS
PAR VALUE: 4,865.51 SOLD 08-26-02 ACQUIRED 09-12-00 CITYSCAPE HOME EQUITY LN TRUST 1997-C PASSTRHU CTF CL A-4 7 0% DUE 07-25-2028 BEO	08-26-02 09-12-00	4,865.51	4,759.31	126.20	0.00
PAR VALUE: 10,679.09 SOLD 08-26-02 ACQUIRED 09-26-00 EQUITY ADVANTAGE HOME EQUITY LN TR 1997-2 ASSET BKD CTF CL A-3 7 275% DUE 07-25-2028 BEO	08-26-02 09-26-00	10,679.09	10,547.76	131.33	0.00
PAR VALUE: 2,117.47 SOLD 08-26-02 ACQUIRED 08-19-99 GE CAP MTG SVCS INC SER 1996-HE1 CL A4 7 3% REMIC PASS THRU CTF DUE 02-25-2025 BEO	08-26-02 08-19-99	2,117.47	2,118.30	0.83-	0.00
PAR VALUE: 43,857.82 SOLD 08-26-02 ACQUIRED 08-11-99 RESIDENTIAL ASSET SECURITIES CORP MTG PASS THRU CTF SER 1999-KS2 CL A19 7 15% DUE 07-25-2030 BEO	08-26-02 08-11-99	43,857.82	43,727.61	130.21	0.00
PAR VALUE: 6,790.50 SOLD 08-26-02 ACQUIRED 11-29-00 SALOMON BROS MTG SECS VII INC SER 1997-LB6 6 82% ABS CTF DUE 11-25-2027 BEO	08-26-02 11-29-00	6,790.50	6,783.07	7.43	0.00

The Northern Trust Company
 50 South LaSalle Street, Chicago, Illinois 60675
 (312) 630-6000

THE LYNDE AND HARRY BRADLEY FOUNDATION
 BAIRD ADVISORS

FEDERAL SCHEDULE OF GAINS AND LOSSES
 ACCOUNT TRANSACTIONS TAXABLE DURING THE PERIOD
 01-01-02 THROUGH 12-31-02

28% RATE
 GAIN/LOSS

0 00

GAIN/LOSS

14.08

DATE SOLD/
 ACQUIRED

08-26-02 SOLD
 07-03-01 ACQUIRED

PAR VALUE: 5,961.84

SALES
 PROCEEDS

5,961.84

COST
 BASIS

5,947.76

SAXON ASSET SECS TR MTG LN ASSET BKD
 CTF1999-2 CL AF-6 6 415% DUE 06-25-2014
 BE0

08-26-02 SOLD 6,635.59
 07-24-01 ACQUIRED

PAR VALUE: 6,635.59

6,635 59

6,736 95

FNMA REMIC TRUST SERIES 1990-68 CLASS J
 6.95% GTD MTG PASS THRU CTF DUE
 07-25-2020 REGISTERED

08-26-02 SOLD 10,484.23
 08-13-99 ACQUIRED

PAR VALUE: 10,484.23

10,484.23

10,340.07

FEDERAL NATIONAL MORTGAGE ASSOCIATION
 REMIC TRUST SERIES 1990-76 CL 76-G 7 00
 GTD REMIC PASS THRU CTF DUE 7-25-2020
 REG

08-26-02 SOLD 4,097.38
 08-04-99 ACQUIRED

PAR VALUE: 4,097.38

4,097.38

4,074.33

FEDERAL NATIONAL MORTGAGE ASSOCIATION
 GTD REMIC TR 1990-109 CL 109-J 7 00%
 PASS THRU CTF DUE 9-25-20 REG

08-26-02 SOLD

4,097.38

23 05

0 00

The Northern Trust Company
 50 South LaSalle Street, Chicago, Illinois 60675
 (312) 630-6000

THE LYNDE AND HARRY BRADLEY FOUNDATION
 BAIRD ADVISORS

FEDERAL SCHEDULE OF GAINS AND LOSSES
 ACCOUNT TRANSACTIONS TAXABLE DURING THE PERIOD
 01-01-02 THROUGH 12-31-02

ACCOUNT NO. 26-06960
 AAB
 SS870

28% RATE
 GAIN/LOSS

DESCRIPTION OF PROPERTY

DATE SOLD/ ACQUIRED	SALES PROCEEDS	COST BASIS	GAIN/LOSS	28% RATE GAIN/LOSS
08-26-02 SOLD 09-07-99 ACQUIRED	9,101.85	9,033.58	68.27	0.00
FEDERAL NATIONAL MORTGAGE ASSOCIATION REMIC TRUST SERIES 1991-59 CLASS Z 6.50% GTD MTG PASS THRU CTF DUE 6-25-2021 REG				
08-26-02 SOLD 09-21-99 ACQUIRED	8,072.31	7,895.73	176.58	0.00
FORD MTR CR CO GLOBAL LANDMARK SECS-GLOBL 6 875% DUE 02-01-2006 BEG				
08-27-02 SOLD 05-23-01 ACQUIRED	100,145.00	101,787.00	1,642.00-	0.00
CMO RESIDENTIAL FDG MTG SECS I INC MTG PASS SER 1996-S14 CL M-1 7 5% DUE 05-25-2026 BEG				
08-27-02 SOLD 07-26-01 ACQUIRED	3,314.98	3,441.72	126.74-	0.00
FHLMC MULTICLASS SERIES 1280 CLASS B 6.0% MTG PARTN CTF DUE 04-15-2022 REGISTERED				
09-16-02 SOLD 11-08-00 ACQUIRED	7,087.68	6,764.30	323.38	0.00
AMES MTG TR 98-C MTG PASSTHRU CTF CL A-6F 6 133% DUE 09-15-2028 BEG				

The Northern Trust Company
 50 South LaSalle Street, Chicago, Illinois 60675
 (312) 630-6000

THE LYNDE AND HARRY BRADLEY FOUNDATION
 BAIRD ADVISORS

FEDERAL SCHEDULE OF GAINS AND LOSSES
 ACCOUNT TRANSACTIONS TAXABLE DURING THE PERIOD
 01-01-02 THROUGH 12-31-02

PAGE 70

28% RATE
 GAIN/LOSS

0.00

0.00

0.00

0.00

0.00

0.00

0.00

0.00

GAIN/LOSS

109.95

84.62

72.13

15.78

23.98

23.98

COST
 BASIS

24,154.91

9,943.71

4,638.16

4,572.88

2,275.39

2,275.39

SALES
 PROCEEDS

24,264.86

10,028.33

4,710.29

4,588.66

2,299.37

2,299.37

DATE SOLD/
 ACQUIRED

09-16-02 SOLD
 09-03-99 ACQUIRED

09-16-02 SOLD
 09-22-00 ACQUIRED

09-16-02 SOLD
 08-15-00 ACQUIRED

09-16-02 SOLD
 02-02-01 ACQUIRED

09-16-02 SOLD
 07-28-00 ACQUIRED

DESCRIPTION OF PROPERTY

03049 ACCOUNT NO 26-06960

SS870 AAB

CONTIMORTGAGE HOME EQUITY LN TR SER 1997-3 7 12% CMO CTF DUE 08-15-2028 BEO

CONTIMORTGAGE HOME EQUITY LN TR 1997-1 PASSTRU 7 05% DUE 03-15-2028 BEO

CORSTAR'S HOME EQUITY TR SER 1996-1 CL A9 HOME EQUITY LN 7.0% CTF DUE 06-15-2012 BEO

EQCC HOME EQUITY LN TR SER 1996-4 CL A9 6 89% ASSET BACKED CTF DUE 01-15-2028 BEO

GREEN TREE FINL CORP SER 1995-5 CL A5 6.9% DUE 09-15-2026 BEO

098

The Northern Trust Company
 50 South LaSalle Street, Chicago, Illinois 60675
 (312) 630-6000

THE LYNDE AND HARRY BRADLEY FOUNDATION
 BAIRD ADVISORS

03049 ACCOUNT NO 26-06960
 SS870 AAB

FEDERAL SCHEDULE OF GAINS AND LOSSES
 ACCOUNT TRANSACTIONS TAXABLE DURING THE PERIOD
 01-01-02 THROUGH 12-31-02

PAGE 71

28% RATE
 GAIN/LOSS

0.00

0.00

0.00

0.00

0.00

DESCRIPTION OF PROPERTY

DATE SOLD/
 ACQUIRED

SALES
 PROCEEDS

COST
 BASIS

GAIN/LOSS

PAR VALUE: 12,022.88 SOLD 09-16-02

ACQUIRED 08-06-99

12,005.97

16.91

MONEY STORE TR 96-D CL A-9 7 0% ASSET
 BKD CTF DUE 04-15-2028

PAR VALUE: 2,469.15 SOLD 09-16-02

ACQUIRED 08-12-99

2,469.15

39.72

FHLMC MULTICLASS GTD SER CL 147-G 7 50%
 MTG PARTN CTF DUE 4-15-21 REG

PAR VALUE: 2,918.12 SOLD 09-16-02

ACQUIRED 08-07-00

2,918.12

12.31

FHLMC MULTICLASS SER 74 CL 74-F 6.0%
 DUE 10-15-2020 REG

PAR VALUE: 4,116.88 SOLD 09-16-02

ACQUIRED 08-24-99

4,116.88

161.46

DELTA FDG HOME EQUITY LN TR 1998-2 ASSET
 BKD CTF CL A-6F 6.37% DUE 07-15-2028 BEO

PAR VALUE: 4,266.15 SOLD 09-17-02

ACQUIRED 08-24-99

4,266.15

207.99

CMO DELTA FDG HOME EQUITY LN TR 1997-3
 ABS CTF CL A-6F 6.86% DUE 10-25-2028 BEO

198

The Northern Trust Company
 50 South LaSalle Street, Chicago, Illinois 60675
 (312) 630-6000

03049 ACCOUNT NO 26-06960 THE LYNDE AND HARRY BRADLEY FOUNDATION
 SS870 AAB BAIRD ADVISORS

FEDERAL SCHEDULE OF GAINS AND LOSSES
 ACCOUNT TRANSACTIONS TAXABLE DURING THE PERIOD
 01-01-02 THROUGH 12-31-02

DATE SOLD/ ACQUIRED SALES PROCEEDS COST BASIS GAIN/LOSS 28% RATE GAIN/LOSS

PAR VALUE. 5,430.24 SOLD 09-17-02 5,430 24 5,275 81 154 43 0 00
 FNMMA REMIC TR 1989-101 CL 101-H 6.0%
 DUE12-25-2019 BE0

PAR VALUE: 2,763 22 SOLD 09-25-02 2,763 22 2,663 92 99.30 0 00
 ADVANTIA MTG LN TR SER 97-1 CL A5 7 35%
 ABS CTF DUE 05-25-2027 BE0

PAR VALUE 5,163 80 SOLD 09-25-02 5,163 80 5,175 90 12 10- 0 00
 CWMBS INC SER 1997-A7 CL A7 7.25% MTG
 PASSSTRU CTF DUE 09-25-2027 BE0

PAR VALUE: 8,007 41 SOLD 09-25-02 8,007 41 7,799.72 207.69 0 00
 EQUIVANTAGE HOME EQUITY LN TR 1997-2
 ASSET BKD CTF CL A-3 7 275% DUE
 07-25-2028 BE0

PAR VALUE. 1,045 39 SOLD 09-25-02 1,045.39 1,045.80 0 41- 0 00
 GE CAP MTG SVCS INC SER 1996-HE1 CL A4
 7 3% REMIC PASS THRU CTF DUE 02-25-2025
 BE0

928

The Northern Trust Company
 50 South LaSalle Street, Chicago, Illinois 60675
 (312) 630-6000

THE LYNDE AND HARRY BRADLEY FOUNDATION
 BAIRD ADVISORS

FEDERAL SCHEDULE OF GAINS AND LOSSES
 ACCOUNT TRANSACTIONS TAXABLE DURING THE PERIOD
 01-01-02 THROUGH 12-31-02

28% RATE
 GAIN/LOSS

0.00
 0.00
 0.00
 0.00

823

GAIN/LOSS

114 70

5.89

16.88

176 47-

105 43

COST
 BASIS

38,519 58

5,383 33

7,129.04

11,729 44

7,562 26

SALES
 PROCEEDS

38,634 28

5,389 22

7,145 92

11,552 97

7,667.69

DATE SOLD/
 ACQUIRED

09-25-02
 SOLD

08-11-99
 ACQUIRED

09-25-02
 SOLD

11-29-00
 ACQUIRED

09-25-02
 SOLD

07-03-01
 ACQUIRED

09-25-02
 SOLD

07-24-01
 ACQUIRED

09-25-02
 SOLD

08-13-99
 ACQUIRED

DESCRIPTION OF PROPERTY

03049 ACCOUNT NO. 26-06960
 SS870 AAB

RESIDENTIAL ASSET SECURITIES CORP MTG
 PASS THRU CTF SER 1999-KS2 CL A19 7 15%
 DUE 07-25-2030 BE0

SALOMON BROS MTG SECS VII INC SER
 1997-LB6 6.82% ABS CTF DUE 11-25-2027
 BE0

SAXON ASSET SECS TR MTG LN ASSET BKD
 CTF1999-2 CL AF-6 6.415% DUE 06-25-2014
 BE0

FNMA REMIC TRUST SERIES 1990-68 CLASS J
 6.95% GTD MTG PASS THRU CTF DUE
 07-25-2020 REGISTERED

FEDERAL NATIONAL MORTGAGE ASSOCIATION
 REMIC TRUST SERIES 1990-76 CL 76-G 7.00
 GTD REMIC PASS THRU CTF DUE 7-25-2020
 REG

The Northern Trust Company
 50 South LaSalle Street, Chicago, Illinois 60675
 (312) 630-6000

THE LYNDE AND HARRY BRADLEY FOUNDATION
 BAIRD ADVISORS

FEDERAL SCHEDULE OF GAINS AND LOSSES
 ACCOUNT TRANSACTIONS TAXABLE DURING THE PERIOD
 01-01-02 THROUGH 12-31-02

28% RATE
 GAIN/LOSS

DESCRIPTION OF PROPERTY	DATE SOLD/ ACQUIRED	SALES PROCEEDS	COST BASIS	GAIN/LOSS	28% RATE GAIN/LOSS
PAR VALUE: 2,739.27	09-25-02 SOLD 08-04-99 ACQUIRED	2,739.27	2,723.86	15.41	0.00
FEDERAL NATIONAL MORTGAGE ASSOCIATION GTD REMIC TR 1990-109 CL 109-J 7 00% PASS THRU CTF DUE 9-25-20 REG					
PAR VALUE: 12,075.12	09-25-02 SOLD 09-07-99 ACQUIRED	12,075.12	11,984.56	90.56	0.00
FEDERAL NATIONAL MORTGAGE ASSOCIATION REMIC TRUST SERIES 1991-59 CLASS Z 6 50% GTD MTG PASS THRU CTF DUE 6-25-2021 REG					
PAR VALUE: 7,001.66	09-25-02 SOLD 09-21-99 ACQUIRED	7,001.66	6,848.50	153.16	0.00
CMO RESIDENTIAL FDG MTG SECS I INC MTG PASS SER 1996-S14 CL M-1 7 5% DUE 05-25-2026 BEO					
PAR VALUE: 2,922.68	09-27-02 SOLD 07-26-01 ACQUIRED	2,922.68	3,034.42	111.74	0.00
PVTPL ENRON CR LINKED NTS TR USA CR LXD NT 149A 7 375% DUE 05-15-2006 BEO					
PAR VALUE: 187,000.00	09-30-02 SOLD 05-17-01 ACQUIRED	38,335.00	186,822.35	148,487.35	0.00
HARRAHS OPER INC SR NT 7.125% DUE 06-01-2007 BEO					

74p

The Northern Trust Company
 50 South LaSalle Street, Chicago, Illinois 60675
 (312) 630-6000

THE LYNDE AND HARRY BRADLEY FOUNDATION
 BAIRD ADVISORS

03049 ACCOUNT NO 26-06960
 SS870 AAB

FEDERAL SCHEDULE OF GAINS AND LOSSES
 ACCOUNT TRANSACTIONS TAXABLE DURING THE PERIOD
 01-01-02 THROUGH 12-31-02

PAGE 75

DATE SOLD/ ACQUIRED SALES PROCEEDS COST BASIS 28% RATE GAIN/LOSS

PAR VALUE 100,000.00 SOLD 10-02-02 ACQUIRED 06-07-01
 CMO DELTA FDG HOME EQUITY LN TR 1997-3
 ABS CTF CL A-6F 6.86% DUE 10-25-2028 BEQ

PAR VALUE 3,793 01 SOLD 10-08-02 ACQUIRED 09-10-99
 UNITED STATES TREAS BDS 9 875% DUE
 11-15-2015 REG

PAR VALUE 150,000 00 SOLD 10-08-02 ACQUIRED 08-31-01
 FLMC MULTICLASS SERIES 1280 CLASS B
 6.0% MTG PARTN CTF DUE 04-15-2022
 REGISTERED

PAR VALUE 6,888.96 SOLD 10-15-02 ACQUIRED 11-08-00
 AAMES MTG TR 98-C MTG PASSTRHU CTF CL
 A-6F 6.133% DUE 09-15-2028 BEQ

PAR VALUE 4,223 22 SOLD 10-15-02 ACQUIRED 02-02-01
 CONTIMORTGAGE HOME EQUITY LN TR SER
 1997-3 7 12% CMO CTF DUE 08-15-2028 BEQ

525

The Northern Trust Company
 50 South LaSalle Street, Chicago, Illinois 60675
 (312) 630-6000

THE LYNDE AND HARRY BRADLEY FOUNDATION
 BAIRD ADVISORS

FEDERAL SCHEDULE OF GAINS AND LOSSES
 ACCOUNT TRANSACTIONS TAXABLE DURING THE PERIOD
 01-01-02 THROUGH 12-31-02

03049 ACCOUNT NO 26-06960
 SS870 AAB

DATE SOLD/ ACQUIRED SALES PROCEEDS COST BASIS GAIN/LOSS 28% RATE GAIN/LOSS

DESCRIPTION OF PROPERTY	DATE SOLD/ ACQUIRED	SALES PROCEEDS	COST BASIS	GAIN/LOSS	28% RATE GAIN/LOSS
CONTIMORTGAGE HOME EQUITY LN TR 1997-1 PASSHRU 7.05% DUE 03-15-2028 BE0	SOLD 10-15-02 ACQUIRED 08-15-00	4,929 00	4,853 52	75 48	0 00
CORESTATES HOME EQUITY TR SER 1996-1 CL A9 HOME EQUITY LN 7 0% CTF DUE 06-15-2012 BE0	SOLD 10-15-02 ACQUIRED 09-22-00	8,267 50	8,197 74	69 76	0 00
DELTA FDG HOME EQUITY LN TR 1998-2 ASSET BKD CTF CL A-6F 6.37% DUE 07-15-2028 BE0	SOLD 10-15-02 ACQUIRED 09-03-99	19,057 47	18,971 11	86 36	0 00
EQCC HOME EQUITY LN TR SER 1996-4 CL A9 6 89% ASSET BACKED CTF DUE 01-15-2028 BE0	SOLD 10-15-02 ACQUIRED 08-24-99	4,790 80	4,557 24	233 56	0 00
GREEN TREE FINL CORP SER 1995-5 CL A5 6.9% DUE 09-15-2026 BE0	SOLD 10-15-02 ACQUIRED 07-28-00	1,390 34	1,375 84	14 50	0 00

The Northern Trust Company
 50 South LaSalle Street, Chicago, Illinois 60675
 (312) 630-6000

THE LYNDE AND HARRY BRADLEY FOUNDATION
 BAIRD ADVISORS

FEDERAL SCHEDULE OF GAINS AND LOSSES
 ACCOUNT TRANSACTIONS TAXABLE DURING THE PERIOD
 01-01-02 THROUGH 12-31-02

PAGE 77

SS870 ACCOUNT NO. 26-06960 AAB

28% RATE
 GAIN/LOSS

DESCRIPTION OF PROPERTY

DATE SOLD/ ACQUIRED	SALES PROCEEDS	COST BASIS	GAIN/LOSS	28% RATE GAIN/LOSS
10-15-02 SOLD 08-06-99 ACQUIRED	17,798 49	17,773 46	25 03	0.00
MONEY STORE TR 96-D CL A-9 7 0% ASSET BKD CTF DUE 04-15-2028				
10-15-02 SOLD 08-12-99 ACQUIRED	2,574 93	2,533 51	41.42	0.00
FHLMC MULTICLASS GTD SER CL 147-G 7 50% MTG PARTN CTF DUE 4-15-21 REG				
10-15-02 SOLD 08-07-00 ACQUIRED	3,103 44	3,090.35	13 09	0 00
FHLMC MULTICLASS SER 74 CL 74-F 6 0% DUE10-15-2020 REG				
10-15-02 SOLD 08-24-99 ACQUIRED	5,180.22	4,977 06	203 16	0.00
DAIMLER CHRYSLER NORTH AMER HLDG CORP 8.0% DUE 06-15-2010 BEO				
10-17-02 SOLD 12-19-00 ACQUIRED	107,909.00	101,507 00	6,402 00	0 00
PARK PL ENTMT CORP SR NT DTD 08/22/2001 7 5% DUE 09-01-2009 BEO				

827

The Northern Trust Company
 50 South LaSalle Street, Chicago, Illinois 60675
 (312) 630-6000

THE LYNDE AND HARRY BRADLEY FOUNDATION
 BAIRD ADVISORS

FEDERAL SCHEDULE OF GAINS AND LOSSES
 ACCOUNT TRANSACTIONS TAXABLE DURING THE PERIOD
 01-01-02 THROUGH 12-31-02

28% RATE
 GAIN/LOSS

0 00

0.00

0 00

0.00

0 00

828

DESCRIPTION OF PROPERTY

DATE SOLD/
 ACQUIRED

SALES
 PROCEEDS

COST
 BASIS

GAIN/LOSS

03049 ACCOUNT NO 26-06960
 SS870 AAB

PAR VALUE 125,000 00
 SOLD 10-21-02
 ACQUIRED 08-15-01

TELECOMMUNICATIONS INC 9 25% DEB DUE
 1-15-2023/03 REG

PAR VALUE 125,000 00
 SOLD 10-23-02
 ACQUIRED 10-07-99

FNMA POOL # 252645 6 5% DUE 08-01-2029
 REG

PAR VALUE 15,100 47
 SOLD 10-25-02
 ACQUIRED 09-25-01

FNMA REMIC TR 1989-101 CL 101-H 6 0%
 DUE12-25-2019 BEO

PAR VALUE 5,686 98
 SOLD 10-25-02
 ACQUIRED 10-07-99

ADVANTA MTG LN TR SER 97-1 CL A5 7 35%
 ABS CTF DUE 05-25-2027 BEO

PAR VALUE 4,184 93
 SOLD 10-25-02
 ACQUIRED 09-07-99

CWBS INC SER 1997-A7 CL A7 7.25% MTG
 PASSTRU CTF DUE 09-25-2027 BEO

The Northern Trust Company
 50 South LaSalle Street, Chicago, Illinois 60675
 (312) 630-6000

THE LYNDE AND HARRY BRADLEY FOUNDATION
 BAIRD ADVISORS

FEDERAL SCHEDULE OF GAINS AND LOSSES
 ACCOUNT TRANSACTIONS TAXABLE DURING THE PERIOD
 01-01-02 THROUGH 12-31-02

PAGE 79

03049 ACCOUNT NO 26-06960
 SS870 AAB

DESCRIPTION OF PROPERTY	DATE SOLD/ACQUIRED	SALES PROCEEDS	COST BASIS	GAIN/LOSS	28% RATE GAIN/LOSS
CMO DELTA FDG HOME EQUITY LN TR 1997-3 ABS CTF CL A-6F 6.86% DUE 10-25-2028 BEO	SOLD 10-25-02 ACQUIRED 09-12-00	5,904 29	5,751 15	153.14	0 00
EQUIVALENTAGE HOME EQUITY LN TR 1997-2 ASSET BKD CTF CL A-3 7.275% DUE 07-25-2028 BEO	SOLD 10-25-02 ACQUIRED 09-10-99	7,298 10	7,098 55	207 55	0 00
GE CAP MTG SVCS INC SER 1996-HE1 CL A4 7.3% REMIC PASS THRU CTF DUE 02-25-2025 BEO	SOLD 10-25-02 ACQUIRED 08-19-99	1,564 08	1,564 69	0 61-	0 00
RESIDENTIAL ASSET SECURITIES CORP MTG PASS THRU CTF SER 1999-KS2 CL A19 7.15% DUE 07-25-2030 BEO	SOLD 10-25-02 ACQUIRED 08-11-99	13,195 04	13,155 87	39.17	0.00
SALOMON BROS MTG SECS VII INC SER 1997-LB6 6.82% ABS CTF DUE 11-25-2027 BEO	SOLD 10-25-02 ACQUIRED 11-29-00	4,697 20	4,692.06	5 14	0.00

628

The Northern Trust Company
 50 South LaSalle Street, Chicago, Illinois 60675
 (312) 630-6000

03049 ACCOUNT NO 26-06960
 AAB

THE LYNDE AND HARRY BRADLEY FOUNDATION
 BAIRD ADVISORS

FEDERAL SCHEDULE OF GAINS AND LOSSES
 ACCOUNT TRANSACTIONS TAXABLE DURING THE PERIOD
 01-01-02 THROUGH 12-31-02

PAGE 80

DATE SOLD/ ACQUIRED SALES PROCEEDS COST BASIS GAIN/LOSS 28% RATE GAIN/LOSS

PAR VALUE: 6,017.51 SOLD 10-25-02 ACQUIRED 07-03-01
 SAXON ASSET SECS TR MTG LN ASSET BKD
 CTF1999-2 CL AF-6 6 415% DUE 06-25-2014
 BE0

PAR VALUE 7,608.89 SOLD 10-25-02 ACQUIRED 07-24-01
 FNMA REMIC TRUST SERIES 1990-68 CLASS J
 6 95% GTD MTG PASS THRU CTF DUE
 07-25-2020 REGISTERED

PAR VALUE 3,213.35 SOLD 10-25-02 ACQUIRED 08-13-99
 FEDERAL NATIONAL MORTGAGE ASSOCIATION
 REMIC TRUST SERIES 1990-76 CL 76-G 7 00
 GTD REMIC PASS THRU CTF DUE 7-25-2020
 REG

PAR VALUE 1,727.44 SOLD 10-25-02 ACQUIRED 08-04-99
 FEDERAL NATIONAL MORTGAGE ASSOCIATION
 GTD REMIC TR 1990-109 CL 109-J 7 00%
 PASS THRU CTF DUE 9-25-20 REG

038

The Northern Trust Company
 50 South LaSalle Street, Chicago, Illinois 60675
 (312) 630-6000

THE LYNDE AND HARRY BRADLEY FOUNDATION
 BAIRD ADVISORS

FEDERAL SCHEDULE OF GAINS AND LOSSES
 ACCOUNT TRANSACTIONS TAXABLE DURING THE PERIOD
 01-01-02 THROUGH 12-31-02

PAGE 81

03049 ACCOUNT NO 26-06960

AAB

SS870

DESCRIPTION OF PROPERTY	DATE SOLD/ACQUIRED	SALES PROCEEDS	COST BASIS	GAIN/LOSS	28% RATE GAIN/LOSS
FEDERAL NATIONAL MORTGAGE ASSOCIATION REMIC TRUST SERIES 1991-59 CLASS Z 6 50% GTD MTG PASS THRU CTF DUE 6-25-2021 REG	SOLD 10-25-02 ACQUIRED 09-07-99	5,612.51	5,570.42	42.09	0.00
PAR VALUE: 5,612.51					
CMO RESIDENTIAL FDG MTG SECS I INC MTG PASS SER 1996-S19 CL M-1 7.5% DUE 05-25-2026 BEO	SOLD 10-25-02 ACQUIRED 09-21-99	8,624.42	8,435.76	188.66	0.00
PAR VALUE: 8,624.42					
UNION PLANTERS CORP SUB NT 7.75% DUE 03-01-2011 BEO	SOLD 10-28-02 ACQUIRED 07-26-01	4,120.89	4,278.45	157.56-	0.00
PAR VALUE 4,120.89					
NCNB CORP 10 2% DUE 07-15-2015 REG	SOLD 11-06-02 ACQUIRED 02-22-01	86,979.00	79,865.00	12,114.00	0.00
PAR VALUE: 75,000.00					
FHLMC MULTICLASS SERIES 1280 CLASS B 6.0% MTG PARTN CTF DUE 04-15-2022 REGISTERED	SOLD 11-13-02 ACQUIRED 08-09-00	106,778.25	89,508.75	17,269.50	0.00
PAR VALUE: 75,000.00					

138

The Northern Trust Company
 50 South LaSalle Street, Chicago, Illinois 60675
 (312) 630-6000

THE LYNDE AND HARRY BRADLEY FOUNDATION
 BAIRD ADVISORS

03049 ACCOUNT NO 26-06960
 SS870 AAB

FEDERAL SCHEDULE OF GAINS AND LOSSES
 ACCOUNT TRANSACTIONS TAXABLE DURING THE PERIOD
 01-01-02 THROUGH 12-31-02

PAGE 82

DATE SOLD/ ACQUIRED SALES PROCEEDS BASIS COST 28% RATE GAIN/LOSS

PAR VALUE 12,995.00 SOLD 11-15-02 ACQUIRED 11-08-00
 GNMA POOL # 780656 SER 2027 6 5% DUE 10-15-2027 REG
 PAR VALUE 8,968.68 SOLD 11-15-02 ACQUIRED 11-13-01
 AMES MTG TR 98-C MTG PASSTRHU CTF CL A-6F 6.133% DUE 09-15-2028 BEO

PAR VALUE 3,973.48 SOLD 11-15-02 ACQUIRED 02-02-01
 CONTIMORTGAGE HOME EQUITY LN TR SER 1997-3 7 12% CMO CTF DUE 08-15-2028 BEO
 PAR VALUE 5,729.34 SOLD 11-15-02 ACQUIRED 08-15-00
 CONTIMORTGAGE HOME EQUITY LN TR 1997-1 PASSTRHU 7 05% DUE 03-15-2028 BEO

PAR VALUE 9,400.93 SOLD 11-15-02 ACQUIRED 09-22-00
 CORESTATES HOME EQUITY TR SER 1996-1 CL AG HOME EQUITY LN 7 0% CTF DUE 06-15-2012 BEO

PAR VALUE 9,321.61 SOLD 11-15-02 ACQUIRED 09-22-00
 CONTIMORTGAGE HOME EQUITY LN TR 1997-1 PASSTRHU 7 05% DUE 03-15-2028 BEO

PAR VALUE 5,641.61 SOLD 11-15-02 ACQUIRED 08-15-00
 CONTIMORTGAGE HOME EQUITY LN TR 1997-1 PASSTRHU 7 05% DUE 03-15-2028 BEO

PAR VALUE 3,973.48 SOLD 11-15-02 ACQUIRED 02-02-01
 CONTIMORTGAGE HOME EQUITY LN TR SER 1997-3 7 12% CMO CTF DUE 08-15-2028 BEO

832

The Northern Trust Company
 50 South LaSalle Street, Chicago, Illinois 60675
 (312) 630-6000

THE LYNDE AND HARRY BRADLEY FOUNDATION
 BAIRD ADVISORS

FEDERAL SCHEDULE OF GAINS AND LOSSES
 ACCOUNT TRANSACTIONS TAXABLE DURING THE PERIOD
 01-01-02 THROUGH 12-31-02

28% RATE
 GAIN/LOSS

0.00

GAIN/LOSS
 87.72

COST
 BASIS
 19,270 14

SALES
 PROCEEDS
 19,357.86

DATE SOLD/
 ACQUIRED
 11-15-02
 09-03-99

PAR VALUE: 19,357 86

DELTA FDG HOME EQUITY LN TR 1998-2 ASSET
 BKD CTF CL A-6F 6 37% DUE 07-15-2028 BEO

PAR VALUE 5,554 03
 SOLD 11-15-02
 ACQUIRED 08-24-99

EQCC HOME EQUITY LN TR SER 1996-4 CL A9
 6 89% ASSET BACKED CTF DUE 01-15-2028
 BEO

PAR VALUE 2,447 67
 SOLD 11-15-02
 ACQUIRED 07-28-00

GREEN TREE FINL CORP SER 1995-5 CL A5
 6.9% DUE 09-15-2026 BEO

PAR VALUE 15,236.81
 SOLD 11-15-02
 ACQUIRED 08-06-99

MONEY STORE TR 96-D CL A-9 7 0% ASSET
 BKD CTF DUE 04-15-2028

PAR VALUE: 2,639 16
 SOLD 11-15-02
 ACQUIRED 08-12-99

FHLMC MULTICLASS GTD SER CL 147-G 7 50%
 MTG PARTN CTF DUE 4-15-21 REG

0 00

42 45
 2,596 71

2,639 16

0 00

21.43
 15,215 38

15,236 81

0 00

25 53
 2,422 14

2,447 67

338

The Northern Trust Company
 50 South LaSalle Street, Chicago, Illinois 60675
 (312) 630-6000

THE LYNDE AND HARRY BRADLEY FOUNDATION
 BAIRD ADVISORS

03049 ACCOUNT NO 26-06960
 SS870 AAB

FEDERAL SCHEDULE OF GAINS AND LOSSES
 ACCOUNT TRANSACTIONS TAXABLE DURING THE PERIOD
 01-01-02 THROUGH 12-31-02

28% RATE
 GAIN/LOSS

HSB

DESCRIPTION OF PROPERTY	DATE SOLD/ ACQUIRED	SALES PROCEEDS	COST BASIS	GAIN/LOSS	28% RATE GAIN/LOSS
PAR VALUE; FHLMC MULTICLASS SER 74 CL 74-F 6 0% DUE10-15-2020 REG	SOLD 11-15-02 ACQUIRED 08-07-00	1,363 40	1,357 65	5 75	0 00
PAR VALUE; FNLMA REMIC TR 1989-101 CL 101-H 6 0% DUE12-25-2019 BEO	SOLD 11-25-02 ACQUIRED 09-25-01	18,277 72	18,631 85	354 13-	0 00
PAR VALUE ADVANTA MTG LN TR SER 97-1 CL A5 7 35% ABS CTF DUE 05-25-2027 BEO	SOLD 11-25-02 ACQUIRED 10-07-99	1,894 42	1,826 34	68.08	0 00
PAR VALUE FNLMA POOL # 252162 6 5% DUE 12-01-2028 REG	SOLD 11-15-02 ACQUIRED 08-24-99	2,318 53	2,227 60	90 93	0 00
PAR VALUE FNLMA POOL # 252645 6 5% DUE 08-01-2029 REG	SOLD 11-25-02 ACQUIRED 10-30-01	11,913.79	12,233.97	320 18-	0.00

The Northern Trust Company
 50 South LaSalle Street, Chicago, Illinois 60675
 (312) 630-6000

THE LYNDE AND HARRY BRADLEY FOUNDATION
 BAIRD ADVISORS

FEDERAL SCHEDULE OF GAINS AND LOSSES
 ACCOUNT TRANSACTIONS TAXABLE DURING THE PERIOD
 01-01-02 THROUGH 12-31-02

28% RATE
 GAIN/LOSS

0 00

0 00

0.00

0 00

0 00

DESCRIPTION OF PROPERTY

DATE SOLD/ ACQUIRED SALES PROCEEDS COST BASIS

GAIN/LOSS

12 58-

77 89

84 74

271 81

1 71-

5,379 97

2,925 16

6,806 07

9,286 00

4,387 31

5,367 39

3,003.05

6,890 81

9,557 81

4,385 60

SOLD 11-25-02 ACQUIRED 09-07-99

SOLD 11-25-02 ACQUIRED 09-12-00

SOLD 11-25-02 ACQUIRED 09-26-00

SOLD 11-25-02 ACQUIRED 09-10-99

SOLD 11-25-02 ACQUIRED 08-19-99

CWBS INC SER 1997-A7 CL A7 7 25% MTG
 PASSTHR CTF DUE 09-25-2027 BEO

CITYSCAPE HOME EQUITY LN TRUST 1997-C
 PASSTHR CTF CL A-4 7.0% DUE 07-25-2028
 BEO

CMO DELTA FDG HOME EQUITY LN TR 1997-3
 ABS CTF CL A-6F 6 86% DUE 10-25-2028 BEO

EQUITY ADVANTAGE HOME EQUITY LN TR 1997-2
 ASSET BKD CTF CL A-3 7 275% DUE
 07-25-2028 BEO

GE CAP MTG SVCS INC SER 1996-HE1 CL A4
 7 3% REMIC PASS THRU CTF DUE 02-25-2025
 BEO

03049 ACCOUNT NO. 26-06960
 SS870 AAB

558

The Northern Trust Company
 50 South LaSalle Street, Chicago, Illinois 60675
 (312) 630-6000

03049 ACCOUNT NO 26-06960 THE LYNDE AND HARRY BRADLEY FOUNDATION
 SS870 AAB BAIRD ADVISORS

FEDERAL SCHEDULE OF GAINS AND LOSSES
 ACCOUNT TRANSACTIONS TAXABLE DURING THE PERIOD
 01-01-02 THROUGH 12-31-02

PAGE 86

DESCRIPTION OF PROPERTY	DATE SOLD/ACQUIRED	SALES PROCEEDS	COST BASIS	GAIN/LOSS	28% RATE GAIN/LOSS
RESIDENTIAL ASSET SECURITIES CORP MTG PASS THRU CTF SER 1999-KS2 CL A19 7.15% DUE 07-25-2030 BEO	SOLD 11-25-02 ACQUIRED 08-11-99	19,801.05	19,742.27	58.78	0.00
SALOMON BROS MTG SECS VII INC SER 1997-LB6 6.82% ABS CTF DUE 11-25-2027 BEO	SOLD 11-25-02 ACQUIRED 11-29-00	5,694.44	5,688.21	6.23	0.00
SAXON ASSET SECS TR MTG LN ASSET BKD CTF1999-2 CL AF-6 6.415% DUE 06-25-2014 BEO	SOLD 11-25-02 ACQUIRED 07-03-01	4,470.02	4,566.57	96.55-	0.00
FNMA REMIC TRUST SERIES 1990-68 CLASS J 6.95% GTD MTG PASS THRU CTF DUE 07-25-2020 REGISTERED	SOLD 11-25-02 ACQUIRED 07-24-01	8,779.37	8,913.47	134.10-	0.00
FEDERAL NATIONAL MORTGAGE ASSOCIATION REMIC TRUST SERIES 1990-76 CL 76-G 7.00 GTD REMIC PASS THRU CTF DUE 7-25-2020	SOLD 11-25-02 ACQUIRED 08-13-99	17,005.31	16,771.49	233.82	0.00

938

The Northern Trust Company
 50 South LaSalle Street, Chicago, Illinois 60675
 (312) 630-6000

THE LYNDE AND HARRY BRADLEY FOUNDATION
 BAIRD ADVISORS

FEDERAL SCHEDULE OF GAINS AND LOSSES
 ACCOUNT TRANSACTIONS TAXABLE DURING THE PERIOD
 01-01-02 THROUGH 12-31-02

ACCOUNT NO	AAB	DATE SOLD/ACQUIRED	SALES PROCEEDS	COST BASIS	GAIN/LOSS	28% RATE GAIN/LOSS	DESCRIPTION OF PROPERTY
03049	SS870	11-25-02	1,657.91	1,648.58	9.33	0.00	FEDERAL NATIONAL MORTGAGE ASSOCIATION GTD REMIC TR 1990-109 CL 109-J 7.00% PASS THRU CTF DUE 9-25-20 REG
		08-04-99					ACQUIRED
		11-25-02	8,747.40	8,681.79	65.61	0.00	FEDERAL NATIONAL MORTGAGE ASSOCIATION REMIC TRUST SERIES 1991-59 CLASS Z 6 50X GTD MTG PASS THRU CTF DUE 6-25-2021 REG
		09-07-99					ACQUIRED
		11-25-02	6,789.46	6,640.94	148.52	0.00	PAR VALUE CMO RESIDENTIAL FDG MTG SECS I INC MTG PASS SER 1996-S14 CL M-1 7 5X DUE 05-25-2026 BEO
		09-21-99					ACQUIRED
		11-26-02	7,129.18	7,401.75	272.57-	0.00	PAR VALUE GREEN TREE FINL CORP SER 1995-5 CL A5 6 9% DUE 09-15-2026 BEO
		07-26-01					ACQUIRED
		12-16-02	11,680.22	11,663.80	16.42	0.00	PAR VALUE FHLMC MULTICLASS SERIES 1280 CLASS B 6 0% MTG PARTN CTF DUE 04-15-2022
		08-06-99					ACQUIRED

REGISTERED

The Northern Trust Company
 50 South LaSalle Street, Chicago, Illinois 60675
 (312) 630-6000

THE LYNDE AND HARRY BRADLEY FOUNDATION
 BAIRD ADVISORS

FEDERAL SCHEDULE OF GAINS AND LOSSES
 ACCOUNT TRANSACTIONS TAXABLE DURING THE PERIOD
 01-01-02 THROUGH 12-31-02

03049 ACCOUNT NO 26-06960
 SS870 AAB

DATE SOLD/ ACQUIRED SALES PROCEEDS COST BASIS GAIN/LOSS 28% RATE GAIN/LOSS

PAR VALUE 12,893.80 SOLD 12-16-02 ACQUIRED 11-08-00
 GNMA POOL # 780656 SER 2027 6 5% DUE 10-15-2027 REG
 PAR VALUE 8,846 10 SOLD 12-16-02 ACQUIRED 11-13-01
 GNMA POOL # 781048 SER 2029 6.5% DUE 06-15-2029 REG

PAR VALUE 11,529 96 SOLD 12-16-02 ACQUIRED 11-21-01
 JAMES MTG TR 98-C MTG PASSTRU CTF CL A-6F 6 13% DUE 09-15-2028 BE0

PAR VALUE 3,541 31 SOLD 12-16-02 ACQUIRED 02-02-01
 CONTINMORTGAGE HOME EQUITY LN TR SER 1997-3 7 12% CMO CTF DUE 08-15-2028 BE0

PAR VALUE 6,270 96 SOLD 12-16-02 ACQUIRED 08-15-00
 CONTINMORTGAGE HOME EQUITY LN TR 1997-1 PASSTRU 7 05% DUE 03-15-2028 BE0

828

The Northern Trust Company
 50 South LaSalle Street, Chicago, Illinois 60675
 (312) 630-6000

THE LYNDE AND HARRY BRADLEY FOUNDATION
 BAIRD ADVISORS

03049 ACCOUNT NO. 26-06960
 SS870 AAB

FEDERAL SCHEDULE OF GAINS AND LOSSES
 ACCOUNT TRANSACTIONS TAXABLE DURING THE PERIOD
 01-01-02 THROUGH 12-31-02

PAGE 89

DATE SOLD/ ACQUIRED SALES PROCEEDS COST BASIS GAIN/LOSS 28% RATE GAIN/LOSS

PAR VALUE: 10,719 59 12-16-02 SOLD 10,719 59 09-22-00 ACQUIRED 10,629 14 90 45

CORSTATES HOME EQUITY TR SER 1996-1 CL
 AG HOME EQUITY LN 7 0% CTF DUE
 06-15-2012 BE0

PAR VALUE 11,365 64 12-16-02 SOLD 11,365 64 09-03-99 ACQUIRED 11,314 14 51 50

DELTA FDG HOME EQUITY LN TR 1998-2 ASSET
 BKD CTF CL A-6F 6 37% DUE 07-15-2028 BE0

PAR VALUE: 5,374 75 12-16-02 SOLD 5,374 75 08-24-99 ACQUIRED 5,112 72 262 03

EQCC HOME EQUITY LN TR SER 1996-4 CL A9
 6.89% ASSET BACKED CTF DUE 01-15-2028

PAR VALUE: 2,477 54 12-16-02 SOLD 2,477 54 07-28-00 ACQUIRED 2,451 70 25 84

MONEY STORE TR 96-D CL A-9 7 0% ASSET
 BKD CTF DUE 04-15-2028

PAR VALUE: 2,241 97 12-16-02 SOLD 2,241 97 08-12-99 ACQUIRED 2,205 91 56 06

FHLMC MULTICLASS GTD SER CL 147-G 7 50%
 MTG PARTN CTF DUE 4-15-21 REG

638

The Northern Trust Company
 50 South LaSalle Street, Chicago, Illinois 60675
 (312) 630-6000

THE LYNDE AND HARRY BRADLEY FOUNDATION
 BAIRD ADVISORS

FEDERAL SCHEDULE OF GAINS AND LOSSES
 ACCOUNT TRANSACTIONS TAXABLE DURING THE PERIOD
 01-01-02 THROUGH 12-31-02

28% RATE
GAIN/LOSS

0.00

0.00

0.00

0.00

0.00

048

03049 ACCOUNT NO 26-06960
 SS870 AAB

DESCRIPTION OF PROPERTY

DATE SOLD/
ACQUIRED SALES PROCEEDS COST BASIS
 12-16-02 SOLD 5,964 12
 12-16-02 SOLD 6,283.00
 08-24-99 ACQUIRED 6,036.59
 12-16-02 SOLD 9,982.42
 08-11-99 ACQUIRED 9,952.78
 12-26-02 SOLD 11,381.62
 10-30-01 ACQUIRED 11,687.50
 12-26-02 SOLD 16,961.62
 12-26-02 SOLD 17,290.25
 09-25-01 ACQUIRED 328.63-

PAR VALUE 5,964 12
 PAR VALUE 6,283.00
 PAR VALUE 9,982.42
 PAR VALUE 11,381.62
 PAR VALUE 16,961.62

GE CAP MTG SVCS INC SER 1996-HE1 CL A4
 7 3X REMIC PASS THRU CTF DUE 02-25-2025
 BE0

FNMA POOL # 252162 6 5% DUE 12-01-2028
 REG

FNMA POOL # 252645 6 5% DUE 08-01-2029
 REG

FNMA REMIC TR 1989-101 CL 101-H 6 0%
 DUE12-25-2019 BE0

The Northern Trust Company
 50 South LaSalle Street, Chicago, Illinois 60675
 (312) 630-6000

THE LYNDE AND HARRY BRADLEY FOUNDATION
 BAIRD ADVISORS

FEDERAL SCHEDULE OF GAINS AND LOSSES
 ACCOUNT TRANSACTIONS TAXABLE DURING THE PERIOD
 01-01-02 THROUGH 12-31-02

03049 ACCOUNT NO. 26-06960
 AAB

28% RATE
 GAIN/LOSS

0.00

123 04

3,300.60

3,423.69

DATE SOLD/ACQUIRED
 12-26-02 SOLD 3,423.69
 10-07-99 ACQUIRED

ADVANTA MTG LN TR SER 97-1 CL AS 7 35%
 ABS CTF DUE 05-25-2027 BE0

PAR VALUE:

3,423.69

DATE SOLD/ACQUIRED
 12-26-02 SOLD 4,493 04
 09-07-99 ACQUIRED

PAR VALUE:

4,493 04

CWBS INC SER 1997-A7 CL A7 7 25% MTG
 PASSHRU CTF DUE 09-25-2027 BE0

PAR VALUE:

4,493 04

DATE SOLD/ACQUIRED
 12-26-02 SOLD 3,858.94
 09-12-00 ACQUIRED

PAR VALUE:

3,858.94

CITYSCAPE HOME EQUITY LN TRUST 1997-C
 PASSHRU CTF CL A-4 7 0% DUE 07-25-2028
 BE0

PAR VALUE:

8,844 01

DATE SOLD/ACQUIRED
 12-26-02 SOLD 8,844 01
 09-26-00 ACQUIRED

PAR VALUE:

5,549.80

EQUIVANTAGE HOME EQUITY LN TR 1997-2
 ASSET BKD CTF CL A-3 7 275% DUE
 07-25-2028 BE0

PAR VALUE:

5,549.80

DATE SOLD/ACQUIRED
 12-26-02 SOLD 5,549.80
 09-10-99 ACQUIRED

5,391.97

5,549.80

157 83

0 00

8,735 25

8,844 01

108 76

0 00

3,758.85

3,858.94

100.09

0 00

4,503 57

4,493 04

10 53-

0 00

148

The Northern Trust Company
 50 South LaSalle Street, Chicago, Illinois 60675
 (312) 630-6000

THE LYNDE AND HARRY BRADLEY FOUNDATION
 BAIRD ADVISORS

03049 ACCOUNT NO. 26-06960
 AAB

FEDERAL SCHEDULE OF GAINS AND LOSSES
 ACCOUNT TRANSACTIONS TAXABLE DURING THE PERIOD
 01-01-02 THROUGH 12-31-02

DATE SOLD/ ACQUIRED	SALES PROCEEDS	COST BASIS	GAIN/LOSS	28% RATE GAIN/LOSS	DESCRIPTION OF PROPERTY
12-26-02 ACQUIRED 08-19-99	5,355 17	5,357 26	2.09-	0 00	RESIDENTIAL ASSET SECURITIES CORP MTG PASS THRU CTF SER 1999-KS2 CL A19 7 15% DUE 07-25-2030 BEO
12-26-02 ACQUIRED 11-29-00	5,310.46	5,304.65	5 81	0 00	SALOMON BROS MTG SECS VII INC SER 1997-LB6 6 82% ABS CTF DUE 11-25-2027 BEO
12-26-02 ACQUIRED 07-03-01	9,890.87	10,104.50	213 63-	0.00	PAR VALUE SOLD 12-26-02 9,890.87 ACQUIRED 07-03-01
12-26-02 ACQUIRED 07-24-01	8,167 85	8,292 61	124 76-	0.00	PAR VALUE SOLD 12-26-02 8,167 85 ACQUIRED 07-24-01
12-26-02 ACQUIRED 08-13-99	7,433 44	7,331 23	102 21	0 00	PAR VALUE SOLD 12-26-02 7,433 44 ACQUIRED 08-13-99

FEDERAL NATIONAL MORTGAGE ASSOCIATION
 REMIC TRUST SERIES 1990-76 CL 76-G 7.00
 GTD REMIC PASS THRU CTF DUE 7-25-2020
 REG

FNMA REMIC TRUST SERIES 1990-68 CLASS J
 6 95% GTD MTG PASS THRU CTF DUE
 07-25-2020 REGISTERED

SAXON ASSET SECS TR MTG LN ASSET BKD
 CTF1999-2 CL AF-6 6 415% DUE 06-25-2014
 BEO

SALOMON BROS MTG SECS VII INC SER
 1997-LB6 6 82% ABS CTF DUE 11-25-2027
 BEO

PHB

The Northern Trust Company
 50 South LaSalle Street, Chicago, Illinois 60675
 (312) 630-6000

THE LYNDE AND HARRY BRADLEY FOUNDATION
 BAIRD ADVISORS

FEDERAL SCHEDULE OF GAINS AND LOSSES
 ACCOUNT TRANSACTIONS TAXABLE DURING THE PERIOD
 01-01-02 THROUGH 12-31-02

03049 ACCOUNT NO 26-06960
 SS870 AAB

DESCRIPTION OF PROPERTY	DATE SOLD/ACQUIRED	SALES PROCEEDS	COST BASIS	GAIN/LOSS	28% RATE GAIN/LOSS
PAR VALUE: 2,811 56 SOLD 12-26-02 ACQUIRED 08-04-99 FEDERAL NATIONAL MORTGAGE ASSOCIATION GTD REMIC TR 1990-109 CL 109-J 7 00% PASS THRU CTF DUE 9-25-20 REG	12-26-02 08-04-99	2,811 56	2,795.75	15.81	0.00
PAR VALUE: 4,092 91 SOLD 12-26-02 ACQUIRED 09-07-99 FEDERAL NATIONAL MORTGAGE ASSOCIATION REMIC TRUST SERIES 1991-59 CLASS Z 6.50% GTD MTG PASS THRU CTF DUE 6-25-2021 REG	12-26-02 09-07-99	4,092.91	4,062 21	30 70	0.00
PAR VALUE: 2,904 37 SOLD 12-26-02 ACQUIRED 11-29-00	12-26-02 11-29-00	2,904 37	2,874.42	29 95	0 00
PAR VALUE: 6,695 97 SOLD 12-26-02 ACQUIRED 09-21-99 CNO RESIDENTIAL FDG MTG SECS I INC MTG PASS SER 1996-S14 CL M-1 7 5% DUE 05-25-2026 BEQ	12-26-02 09-21-99	6,695 97	6,549.50	146 47	0 00
PAR VALUE: 5,458 93 SOLD 12-27-02 ACQUIRED 07-26-01	12-27-02 07-26-01	5,458.93	5,667 64	208 71-	0 00
SUB-TOTAL		5,390,335 62	5,372,317 73	18,017.89	0.00
TOTAL LONG TERM CAPITAL GAIN/LOSS-		5,390,335 62	5,372,317 73	18,017 89	0.00

END OF SALES SCHEDULE

eh8

The Northern Trust Company
 50 South LaSalle Street, Chicago, Illinois 60675
 (312) 630-6000

03099 ACCOUNT NO 26-06960 THE LYNDE AND HARRY BRADLEY FOUNDATION
 AAB BAIRD ADVISORS

FEDERAL SCHEDULE OF GAINS AND LOSSES
 ACCOUNT TRANSACTIONS TAXABLE DURING THE PERIOD
 01-01-02 THROUGH 12-31-02

*** SUMMARY REPORT ***

SHORT TERM GAINS AND LOSSES

NET SHORT TERM CAPITAL GAINS AND LOSSES 39,487 06-

TOTAL SHORT TERM CAPITAL GAINS AND LOSSES 39,487.06-

LONG TERM GAINS AND LOSSES

NET LONG TERM CAPITAL GAINS AND LOSSES - 20 % 18,017 89

NET L/T CAPITAL GAIN-QUALIFIED 5-YEAR GAIN 0 00

SUB TOTAL LONG TERM GAINS AND LOSSES 18,017.89

TOTAL LONG TERM CAPITAL GAINS AND LOSSES 18,017 89

SECTION 1250 GAINS AND LOSSES - 25 % 0 00

page 244

(21,469.17)

448

The Northern Trust Company
 50 South LaSalle Street, Chicago, Illinois 60675
 (312) 630-6000

03023 ACCOUNT NO 26-01689
 AAB

THE LYNDE AND HARRY BRADLEY FOUNDATION
 GOLDMAN SACHS INTERNET TOLLKEEPER FUND

FEDERAL SCHEDULE OF GAINS AND LOSSES
 ACCOUNT TRANSACTIONS TAXABLE DURING THE PERIOD
 01-01-02 THROUGH 12-31-02

PAGE 1

28% RATE
 GAIN/LOSS

DATE SOLD/
 ACQUIRED
 SALES
 PROCEEDS
 COST
 BASIS
 GAIN/LOSS

LONG TERM CAPITAL GAINS AND LOSSES

MFO GOLDMAN SACHS INTERNET TOLLKEEPER
 I SHARES

DATE SOLD/ ACQUIRED	SALES PROCEEDS	COST BASIS	GAIN/LOSS	28% RATE GAIN/LOSS
06-12-02 SOLD 18,547 96 06-12-02 ACQUIRED 01-27-00	101,457 34	350,000 00	248,542 66-	0 00
06-12-02 SOLD 16,211 21 06-12-02 ACQUIRED 03-07-00	88,675 33	350,000 00	261,324 67-	0 00
06-12-02 SOLD 16,114 18 06-12-02 ACQUIRED 03-22-00	88,144 56	350,000 00	261,855 44-	0 00
06-12-02 SOLD 18,776 82 06-12-02 ACQUIRED 06-22-00	102,709 21	350,000 00	247,290 79-	0 00
06-12-02 SOLD 17,667 84 06-12-02 ACQUIRED 07-20-00	96,643 09	350,000 00	253,356 91-	0 00
06-12-02 SOLD 18,219 68 06-12-02 ACQUIRED 08-24-00	99,661 65	350,000 00	250,338 35-	0 00
06-12-02 SOLD 9,151 52 06-12-02 ACQUIRED 09-21-00	22,708 82	73,980 10	51,271 28-	0 00

MFO GOLDMAN SACHS INTERNET TOLLKEEPER
 I SHARES

548

The Northern Trust Company
 50 South LaSalle Street, Chicago, Illinois 60675
 (312) 630-6000

03023 ACCOUNT NO. 26-01689
 AAB

THE LYNDE AND HARRY BRADLEY FOUNDATION
 GOLDMAN SACHS INTERNET TOLKEPER FUND

FEDERAL SCHEDULE OF GAINS AND LOSSES
 ACCOUNT TRANSACTIONS TAXABLE DURING THE PERIOD
 01-01-02 THROUGH 12-31-02

28% RATE GAIN/LOSS

28% RATE	GAIN/LOSS	COST BASIS	SALES PROCEEDS	DATE SOLD/ACQUIRED	DESCRIPTION OF PROPERTY	UNITS
0.00	644,771.18-	948,547.10	303,775.92	06-18-02 SOLD 12-17-99 ACQUIRED	MFO GOLDMAN SACHS INTERNET TOLKEPERCL 1 SHARES	54,734.40
0.00	239,741.70-	350,000.00	110,258.30	06-18-02 SOLD 04-27-00 ACQUIRED		19,866.36
0.00	190,054.12-	276,019.90	85,965.78	06-18-02 SOLD 09-21-00 ACQUIRED		15,489.33
0.00	36,298.62-	51,452.90	15,154.28	07-05-02 SOLD 12-17-99 ACQUIRED		2,989.01
0.00	234,171.02-	350,000.00	115,828.98	07-05-02 SOLD 05-25-00 ACQUIRED		22,845.95
0.00	236,177.03-	350,000.00	113,822.97	07-05-02 SOLD 10-26-00 ACQUIRED		22,450.29
0.00	229,694.92-	350,000.00	120,305.08	07-05-02 SOLD 11-16-00 ACQUIRED		23,728.81
0.00	37,201.39-	57,973.53	20,772.14	07-05-02 SOLD 12-12-00 ACQUIRED		4,097.07
0.00	81,424.69-	150,000.00	68,575.31	07-05-02 SOLD 12-21-00 ACQUIRED		13,525.70

978

The Northern Trust Company
 50 South LaSalle Street, Chicago, Illinois 60675
 (312) 630-6000

03023 ACCOUNT NO 26-01689
 AAB
 SS870

THE LYNDE AND HARRY BRADLEY FOUNDATION
 GOLDMAN SACHS INTERNET TOLLKEEPER FUND

FEDERAL SCHEDULE OF GAINS AND LOSSES
 ACCOUNT TRANSACTIONS TAXABLE DURING THE PERIOD
 01-01-02 THROUGH 12-31-02

DESCRIPTION OF PROPERTY	DATE SOLD/ ACQUIRED	SALES PROCEEDS	COST BASIS	GAIN/LOSS	28% RATE GAIN/LOSS
UNITS.	07-05-02 SOLD	132,445 14	250,000 00	117,554.86-	0.00
	06-15-01 ACQUIRED				
TOTAL LONG TERM CAPITAL GAIN/LOSS-		1,686,903 90	5,307,973 53	3,621,069 63-	0.00
SUB-TOTAL		1,686,903 90	5,307,973 53	3,621,069 63-	0.00
					0.00

END OF SALES SCHEDULE

page 244

The Northern Trust Company
 50 South LaSalle Street, Chicago, Illinois 60675
 (312) 630-6000

03023 ACCOUNT NO 26-01689
 AAB
 SS870

THE LYNDE AND HARRY BRADLEY FOUNDATION
 GOLDMAN SACHS INTERNET TOLLKEEPER FUND

FEDERAL SCHEDULE OF GAINS AND LOSSES
 ACCOUNT TRANSACTIONS TAXABLE DURING THE PERIOD
 01-01-02 THROUGH 12-31-02

*** SUMMARY REPORT ***

LONG TERM GAINS AND LOSSES

NET LONG TERM CAPITAL GAINS AND LOSSES - 20 % 3,621,069.63-

NET LONG TERM CAPITAL GAINS AND LOSSES - 28 % 0 00

SUB TOTAL LONG TERM GAINS AND LOSSES 3,621,069.63-

TOTAL LONG TERM CAPITAL GAINS AND LOSSES 3,621,069.63-

The Northern Trust Company
 50 South LaSalle Street, Chicago, Illinois 60675
 (312) 630-6000

THE LYNDE AND HARRY BRADLEY FOUNDATION
 PIMCO REAL RETURN BOND FUND

03015 ACCOUNT NO. 26-14848
 AAB SS870

FEDERAL SCHEDULE OF GAINS AND LOSSES
 ACCOUNT TRANSACTIONS TAXABLE DURING THE PERIOD
 01-01-02 THROUGH 12-31-02

PAGE 1

28% RATE
 GAIN/LOSS

GAIN/LOSS

COST
 BASIS

SALES
 PROCEEDS

DATE SOLD/
 ACQUIRED

DESCRIPTION OF PROPERTY
 LONG TERM CAPITAL GAINS AND LOSSES

CAPITAL GAIN DIVIDENDS

MFO PIMCO FDS PAC INVT MGMT SER REAL
 RETURN

20X

36,476.02

36,476.02

36,476.02

0.00

36,476.02

0.00

TOTAL LONG TERM CAPITAL GAIN/LOSS-

END OF SALES SCHEDULE

648

The Northern Trust Company
 50 South LaSalle Street, Chicago, Illinois 60675
 (312) 630-6000

03015 ACCOUNT NO. 26-14848
 SS870 AAB

THE LYNDE AND HARRY BRADLEY FOUNDATION
 PIMCO REAL RETURN BOND FUND

FEDERAL SCHEDULE OF GAINS AND LOSSES
 ACCOUNT TRANSACTIONS TAXABLE DURING THE PERIOD
 01-01-02 THROUGH 12-31-02

*** SUMMARY REPORT ***

LONG TERM GAINS AND LOSSES

NET LONG TERM CAPITAL GAINS AND LOSSES - 20 % 36,476.02

NET LONG TERM CAPITAL GAINS AND LOSSES - 28 % 0.00

SUB TOTAL LONG TERM GAINS AND LOSSES 36,476.02

TOTAL LONG TERM CAPITAL GAINS AND LOSSES

36,476.02

page 244

The Northern Trust Company
 50 South LaSalle Street, Chicago, Illinois 60675
 (312) 630-6000

03153 ACCOUNT NO. 26-01680 THE LYNDE AND HARRY BRADLEY FOUNDATION
 AAB AXA ROSENBERG INVESTMENT MGT

FEDERAL SCHEDULE OF GAINS AND LOSSES
 ACCOUNT TRANSACTIONS TAXABLE DURING THE PERIOD
 01-01-02 THROUGH 12-31-02

DESCRIPTION OF PROPERTY	DATE SOLD/ ACQUIRED	SALES PROCEEDS	COST BASIS	GAIN/LOSS
MICROSTRATEGY INC CL A NEW	08-28-02 SOLD	0.96	0.96	0.00
SHARES:	08-02-02 ACQUIRED			
MICROSTRATEGY INC CL A NEW	11-06-02 SOLD	309.73	120.00	189.73
SHARES:	08-02-02 ACQUIRED			
MICROSTRATEGY INC WT PUR CL A EXP 06-24-2007	11-06-02 SOLD	8.51	2.13	6.38
RIGHTS:	07-12-02 ACQUIRED			
MICROSTRATEGY INC CONV NT SER A 7.5% DUE 06-24-2007/06-23-2007 REG	11-12-02 SOLD	2,017.33	1,246.00	771.33
PAR VALUE:	08-14-02 ACQUIRED			
MICROSTRATEGY INC CL A NEW	11-12-02 SOLD	2.27	1.40	0.87
PAR VALUE:	08-14-02 ACQUIRED			
MICROSTRATEGY INC CL A NEW	11-12-02 SOLD	20.40	12.60	7.80
PAR VALUE:	08-14-02 ACQUIRED			

The Northern Trust Company
 50 South LaSalle Street, Chicago, Illinois 60675
 (312) 630-6000

THE LYNDE AND HARRY BRADLEY FOUNDATION
 AXA ROSENBERG INVESTMENT MGT

03153 ACCOUNT NO. 26-01680
 AAB SS870

FEDERAL SCHEDULE OF GAINS AND LOSSES
 ACCOUNT TRANSACTIONS TAXABLE DURING THE PERIOD
 01-01-02 THROUGH 12-31-02

PAGE 2

DESCRIPTION OF PROPERTY	DATE SOLD/ ACQUIRED	SALES PROCEEDS	BASIS COST	GAIN/LOSS
SHARES:	SOLD 11-25-02 ACQUIRED 08-02-02	177.99	48.00	129.99
SUB-TOTAL				
TOTAL SHORT TERM CAPITAL GAIN/LOSS-				
		2,537.19	1,431.09	1,106.10

DESCRIPTION OF PROPERTY	DATE SOLD/ ACQUIRED	SALES PROCEEDS	BASIS COST	GAIN/LOSS	28% RATE GAIN/LOSS
SUB-TOTAL					
TOTAL LONG TERM CAPITAL GAIN/LOSS-					
		5,684.28	0.00	5,684.28	0.00

LONG TERM CAPITAL GAINS AND LOSSES
 #QUINTEL COMMUNICATIONS INC COM DO NOT
 USE SEE 2753499

###REORG/MICROSTRATEGY INC CL A REV SPLT
 TO MICROSTRATEGY INC SL A #2569260
 7/30/02

###REORG/MICROSTRATEGY INC CL A REV SPLT
 TO MICROSTRATEGY INC SL A #2569260
 7/30/02

5,601.33	0.63	5,601.33	0.00	5,601.33	0.00
SUB-TOTAL					
TOTAL LONG TERM CAPITAL GAIN/LOSS-					
		5,684.28	0.00	5,684.28	0.00

The Northern Trust Company
 50 South LaSalle Street, Chicago, Illinois 60675
 (312) 630-6000

THE LYNDE AND HARRY BRADLEY FOUNDATION
 AXA ROSENBERG INVESTMENT MGT

FEDERAL SCHEDULE OF GAINS AND LOSSES
 ACCOUNT TRANSACTIONS TAXABLE DURING THE PERIOD
 01-01-02 THROUGH 12-31-02

*** SUMMARY REPORT ***

SHORT TERM GAINS AND LOSSES

NET SHORT TERM CAPITAL GAINS AND LOSSES 1,106.10

TOTAL SHORT TERM CAPITAL GAINS AND LOSSES 1,106.10

LONG TERM GAINS AND LOSSES

NET LONG TERM CAPITAL GAINS AND LOSSES - 20 % 5,684.28

NET L/T CAPITAL GAIN-QUALIFIED 5-YEAR GAIN 0.00

SUB TOTAL LONG TERM GAINS AND LOSSES 5,684.28

TOTAL LONG TERM CAPITAL GAINS AND LOSSES 5,684.28

SECTION 1250 GAINS AND LOSSES - 25 % 0.00

\$6,790.38

page 244

ES8

03153 ACCOUNT NO. 26-01680
 AAB

SS870

◆ Realized Gain/Loss Detail - Taxable

Trade Date Settle Date	Security Description Acquisition Date	Shares/Par	Proceeds	Cost	Realized gain/loss			Total	
					Short Term	Market Long Term	Translation	Short Term	Long Term
Sales									
Equities									
Common Stock									
Australia									
18 Sep 02	AUST & NZ BANK GRP NPV	- 4,800 00	51,486 10	- 33 852 11	0 00	14 495 64	3,138 35	0 00	17,833 99
19 Sep 02	SEDOL 6085588								
18 Oct 00		- 1,878 00	20 122 48	- 13 471 75	0 00	5,848 37	802 38	0 00	6,650 73
21 Mar 01		- 224 00	2 402 88	- 1 812 64	0 00	823 47	188 57	0 00	780 04
22 Mar 01		- 2,700 00	28 980 84	- 18 787 72	0 00	8,023 80	2 189 42	0 00	10,183 22
20 Dec 02	AUST & NZ BANK GRP NPV	- 2,500 00	24,842 92	- 17,952 78	0 00	5,330 37	1,559 79	0 00	6,890 18
27 Dec 02	SEDOL 6085588								
18 Oct 00		- 2,500 00	24,842 92	- 17,952 78	0 00	5,330 37	1,559 79	0 00	6 880 18
3 May 02	AUST & NZ BANK GRP NPV	- 11,000 00	112,599 86	- 84,778 42	0 00	28,184 79	1,825 65	0 00	27,820 44
8 May 02	SEDOL 6085588								
15 Dec 00		- 324 00	3,318 58	- 2,540 81	0 00	802 87	- 27 20	0 00	775 77
20 Dec 00		- 4,000 00	40,845 40	- 31,357 27	0 00	9,988 77	- 388 84	0 00	9,588 13
16 Feb 01		- 4,300 00	44,018 31	- 33 775 87	0 00	9,453 72	788 72	0 00	10,240 44
21 Mar 01		- 2,378 00	24,321 57	- 17,105 47	0 00	5 951 33	1,264 77	0 00	7 218 10
18 Oct 02	COLES MYER LIMITED NPV	- 5,300 00	19,202 00	- 19,337 88	191 18	0 00	- 327 08	- 135 88	0 00
23 Oct 02	SEDOL 6209908								
13 May 02		- 400 00	1,449 21	- 1,410 98	22 04	0 00	18 21	38 25	0 00
29 May 02		- 4,900 00	17,752 79	- 17,928 92	169 14	0 00	- 343 27	- 174 13	0 00
18 Mar 02	COLES MYER LIMITED NPV	- 2,200 00	10,081 75	- 7,946 37	0 00	2,346 75	- 231 37	0 00	2,115 38
21 Mar 02	SEDOL 6209908								
21 Sep 00		- 2 200 00	10,081 75	- 7 946 37	0 00	2,346 75	- 231 37	0 00	2,115 38
29 Oct 02	COLES MYER LIMITED NPV	- 3,000 00	10,883 50	- 10,582 22	- 175 71	0 00	278 89	101 28	0 00
1 Nov 02	SEDOL 6209908								
13 May 02		- 3,000 00	10,883 50	- 10,582 22	- 175 71	0 00	278 89	101 28	0 00
18 Mar 02	COLES MYER LIMITED NPV	- 3 001 00	13,502 12	- 10,839 58	0 00	2,897 19	- 334 65	0 00	2,862 54
22 Mar 02	SEDOL 6209908								
21 Sep 00		- 3,001 00	13,502 12	- 10,839 58	0 00	2,897 19	- 334 65	0 00	2,862 54

458

Realized Gain/Loss Detail - Taxable

Trade Date Security Description Shares/Per Proceeds Cost Short Term Long Term Market Translation Short Term Long Term Total

Sales

Equities

1 Nov 02	COLES MYER LIMITED NPV	SEDOL 6208908	- 2,900 00	10,281 57	- 10,228 47	- 188 18	0 00	198 28	32 10	0 00
7 Nov 02	COLES MYER LIMITED NPV	SEDOL 6208908	- 2,900 00	10,281 57	- 10,228 47	- 188 18	0 00	198 28	32 10	0 00
4 Nov 02	COLES MYER LIMITED NPV	SEDOL 6208908	- 2,900 00	10,335 35	- 10,228 48	- 138 58	0 00	242 43	105 87	0 00
8 Nov 02	COLES MYER LIMITED NPV	SEDOL 6208908	- 2,900 00	10,335 35	- 10,228 48	- 138 58	0 00	242 43	105 87	0 00
13 May 02			- 2,900 00	10,335 35	- 10,228 48	- 138 58	0 00	242 43	105 87	0 00
5 Feb 02	COLES MYER LIMITED NPV	SEDOL 6208908	- 5,000 00	22,003 07	- 18,040 18	0 00	4,877 38	- 1,014 51	0 00	3,882 88
8 Feb 02	COLES MYER LIMITED NPV	SEDOL 6208908	- 4,788 00	21,118 55	- 17,333 84	0 00	4,781 18	- 996 55	0 00	3,784 81
13 Nov 00			- 201 00	884 52	- 708 25	0 00	188 23	- 17 98	0 00	178 27
5 Nov 02	COLES MYER LIMITED NPV	SEDOL 6208908	- 3,800 00	13,884 34	- 13,758 88	- 191 78	0 00	388 24	207 48	0 00
13 May 02			- 3,800 00	13,884 34	- 13,758 88	- 191 78	0 00	388 24	207 48	0 00
31 Jul 02	CSR LIMITED ORD A\$1	SEDOL 6238845	- 5,100 00	17,708 08	- 16,855 83	0 00	312 58	440 57	753 15	0 00
8 Aug 02	CSR LIMITED ORD A\$1	SEDOL 6238845	- 5,100 00	17,708 08	- 16,855 83	0 00	312 58	440 57	753 15	0 00
16 Apr 02			- 5,100 00	17,708 08	- 16,855 83	0 00	312 58	440 57	753 15	0 00
30 Jul 02	CSR LIMITED ORD A\$1	SEDOL 6238845	- 2,800 00	8,881 48	- 8,641 80	0 00	198 28	141 60	339 88	0 00
2 Aug 02	CSR LIMITED ORD A\$1	SEDOL 6238845	- 2,800 00	8,881 48	- 8,641 80	0 00	198 28	141 60	339 88	0 00
16 Apr 02			- 2,800 00	8,881 48	- 8,641 80	0 00	198 28	141 60	339 88	0 00
Total Australia										
28 Jan 02	OMV AG NPV(VAR)	SEDOL 4651458	- 500 00	40,285 04	- 42,370 28	0 00	1,883 81	- 3,889 13	0 00	- 2,105 22
31 Jan 02	SEDOL 4651458		- 100 00	8,053 01	- 8,641 85	0 00	2,133 33	- 1,375 31	0 00	- 1,588 64
21 Dec 88			- 400 00	32,212 03	- 32,728 81	0 00	2,087 24	- 2,813 82	0 00	- 518 58
25 Apr 00			- 400 00	32,212 03	- 32,728 81	0 00	2,087 24	- 2,813 82	0 00	- 518 58
Total Austria										
28 Jan 02	OMV AG NPV(VAR)	SEDOL 4651458	- 500 00	40,285 04	- 42,370 28	0 00	1,883 81	- 3,889 13	0 00	- 2,105 22
31 Jan 02	SEDOL 4651458		- 100 00	8,053 01	- 8,641 85	0 00	2,133 33	- 1,375 31	0 00	- 1,588 64
21 Dec 88			- 400 00	32,212 03	- 32,728 81	0 00	2,087 24	- 2,813 82	0 00	- 518 58
25 Apr 00			- 400 00	32,212 03	- 32,728 81	0 00	2,087 24	- 2,813 82	0 00	- 518 58
Total Austria										
16 Apr 02			- 2,800 00	8,881 48	- 8,641 80	0 00	198 28	141 60	339 88	0 00
30 Jul 02	CSR LIMITED ORD A\$1	SEDOL 6238845	- 2,800 00	8,881 48	- 8,641 80	0 00	198 28	141 60	339 88	0 00
2 Aug 02	CSR LIMITED ORD A\$1	SEDOL 6238845	- 2,800 00	8,881 48	- 8,641 80	0 00	198 28	141 60	339 88	0 00
16 Apr 02			- 2,800 00	8,881 48	- 8,641 80	0 00	198 28	141 60	339 88	0 00
Total Australia										
28 Jan 02	OMV AG NPV(VAR)	SEDOL 4651458	- 500 00	40,285 04	- 42,370 28	0 00	1,883 81	- 3,889 13	0 00	- 2,105 22
31 Jan 02	SEDOL 4651458		- 100 00	8,053 01	- 8,641 85	0 00	2,133 33	- 1,375 31	0 00	- 1,588 64
21 Dec 88			- 400 00	32,212 03	- 32,728 81	0 00	2,087 24	- 2,813 82	0 00	- 518 58
25 Apr 00			- 400 00	32,212 03	- 32,728 81	0 00	2,087 24	- 2,813 82	0 00	- 518 58
Total Austria										
28 Jan 02	OMV AG NPV(VAR)	SEDOL 4651458	- 500 00	40,285 04	- 42,370 28	0 00	1,883 81	- 3,889 13	0 00	- 2,105 22
31 Jan 02	SEDOL 4651458		- 100 00	8,053 01	- 8,641 85	0 00	2,133 33	- 1,375 31	0 00	- 1,588 64
21 Dec 88			- 400 00	32,212 03	- 32,728 81	0 00	2,087 24	- 2,813 82	0 00	- 518 58
25 Apr 00			- 400 00	32,212 03	- 32,728 81	0 00	2,087 24	- 2,813 82	0 00	- 518 58
Total Austria										

558

◆ Realized Gain/Loss Detail - Taxable

Trade Date Settle Date	Security Description Acquisition Date	Shares/Par	Proceeds	Cost	Realized gain/loss			Total	
					Short Term	Market Long Term	Transation	Short Term	Long Term
Sales									
Equities									
Canada									
1 Nov 02	BK OF MONTREAL COM NPV	- 700 00	17 134 48	- 15 840 80	0 00	1,642 68	- 349 10	0 00	1,293 58
6 Nov 02	SEDOL 2076009								
3 May 01		- 700 00	17,134 48	- 15,840 80	0 00	1 642 68	- 349 10	0 00	1 293 58
18 Oct 02	CDN NATL RAILWAYS COM NPV	- 1,000 00	43,102 08	- 31,834 87	0 00	11,844 39	- 877 00	0 00	11,167 39
23 Oct 02	SEDOL 2180832								
10 Nov 00		- 1,000 00	43,102 08	- 31,834 87	0 00	11,844 39	- 877 00	0 00	11,167 39
11 Apr 02	TALISMAN ENERGY IN COM NPV (CAD)	- 500 00	20,143 70	- 19,612 12	1 258 20	0 00	- 726 62	531 58	0 00
16 Apr 02	SEDOL 2068299								
1 May 01		- 100 00	4,028 74	- 4 005 88	188 30	0 00	- 143 42	22 88	0 00
2 May 01		- 400 00	18,114 88	- 15,606 28	1,091 80	0 00	- 583 20	508 70	0 00
7 May 02	TALISMAN ENERGY IN COM NPV (CAD)	- 600 00	28,048 01	- 23,409 39	0 00	3,154 45	- 517 83	0 00	2,636 62
10 May 02	SEDOL 2068299								
2 May 01		- 600 00	28,048 01	- 23,409 39	0 00	3,154 45	- 517 83	0 00	2,636 62
20 Nov 02	TALISMAN ENERGY IN COM NPV (CAD)	- 1,100 00	38,392 58	- 40,782 55	0 00	- 850 28	- 1,449 71	0 00	- 2 399 97
25 Nov 02	SEDOL 2068299								
15 Dec 00		- 400 00	13,960 84	- 13 481 80	0 00	1,065 29	- 585 85	0 00	479 34
2 May 01		- 700 00	24 431 84	- 27,310 95	0 00	- 2,015 55	- 883 78	0 00	- 2,879 31
4 Feb 02	TALISMAN ENERGY IN COM NPV (CAD)	- 800 00	28 729 48	- 32,249 39	- 2,418 18	0 00	- 1 100 75	- 3,518 83	0 00
7 Feb 02	SEDOL 2068299								
1 May 01		- 600 00	21,547 10	- 24 238 88	- 1,862 30	0 00	- 827 28	- 2 689 58	0 00
1 May 01		- 200 00	7,182 38	- 8,011 71	- 555 88	0 00	- 273 47	- 829 35	0 00
Total Canada			173,549.27	- 183,838.02	- 1,159.98	15,691.24	- 4,821.01	- 2,887.35	12,697.60
Finland									
28 Jan 02	UPM-KYMMENE CORP NPV	- 2,000 00	87,205 59	- 83,533 32	5 375 49	0 00	- 1 703 22	3,872 27	0 00
31 Jan 02	SEDOL 5051252								
30 Apr 01		- 1,500 00	50,404 19	- 47 813 34	4,087 75	0 00	- 1,498 80	2 590 85	0 00

856

Realized Gain/Loss Detail - Taxable

Trade Date Settle Date	Security Description Acquisition Date	Shares/Par	Proceeds	Cost	Realized gain/loss			Total	
					Short Term	Market Long Term	Translation	Short Term	Long Term
Sales									
Equities									
	14 May 01	- 500 00	18,801 40	- 15,719 88	1,287 74	0 00	- 208 32	1,081 42	0 00
3 Dec 02	UPM-KYMMENE CORP NPV	- 800 00	28,053 88	- 25,500 24	0 00	- 85 84	2,648 28	0 00	2,553 82
8 Dec 02	SEDOL 5051252								
	27 Apr 01	- 700 00	24,547 13	- 22,312 88	0 00	- 51 77	2,288 22	0 00	2,234 45
	30 Apr 01	- 100 00	3,508 73	- 3,187 58	0 00	- 43 87	383 04	0 00	319 17
Total Finland			85,258 45	- 89,033 58	6,375 48	- 95 84	848 04	3,872.27	2,553 82
France									
28 Jan 02	ALCATEL EUR2 SER'A'	- 2,400 00	35,837 97	- 40,275 88	0 00	8,273 88	- 13,811 71	0 00	- 4,637 72
31 Jan 02	SEDOL 5975008								
	30 Jun 88	- 2,400 00	35,837 97	- 40,275 88	0 00	8,273 88	- 13,811 71	0 00	- 4,637 72
28 Jan 02	AVENTIS SA EUR3 82	- 1,000 00	69,857 53	- 55,809 52	0 00	24,580 78	- 10,832 78	0 00	13,848 01
31 Jan 02	SEDOL 4738817								
	28 Oct 89	- 1,000 00	69,857 53	- 55,809 52	0 00	24,580 78	- 10,832 78	0 00	13,848 01
18 Apr 02	ORANGE SA EUR1	- 3,200 00	18,823 75	- 25,852 01	0 00	- 5,378 78	- 648 48	0 00	- 6,028 28
18 Apr 02	SEDOL 7027455								
	18 Feb 01	- 3,200 00	18,823 75	- 25,852 01	0 00	- 5,378 78	- 648 48	0 00	- 6,028 28
20 Nov 02	PEUGEOT SA EUR1	- 700 00	31,308 82	- 32,320 31	0 00	- 5,682 88	4,651 59	0 00	- 1,011 39
25 Nov 02	SEDOL 7103528								
	19 Apr 01	- 300 00	13,418 02	- 13,533 58	0 00	- 2,275 87	2,180 11	0 00	- 115 58
	4 May 01	- 54 55	2,439 88	- 2,581 82	0 00	- 481 88	339 74	0 00	- 122 14
	4 May 01	- 54 55	2,439 88	- 2,581 82	0 00	- 481 88	339 75	0 00	- 122 14
	4 May 01	- 280 81	13,011 54	- 13,683 09	0 00	- 2,483 54	1,811 88	0 00	- 651 55
25 Nov 02	PEUGEOT SA EUR1	- 500 00	22,833 25	- 22,574 88	0 00	- 2,899 88	3,158 48	0 00	258 57
28 Nov 02	SEDOL 7103528								
	18 Apr 01	- 200 00	8,133 12	- 8,040 87	0 00	- 1,106 83	1,198 18	0 00	82 25
	18 Apr 01	- 54 55	2,480 82	- 2,480 87	0 00	- 325 98	358 23	0 00	30 25
	18 Apr 01	- 54 55	2,480 83	- 2,480 88	0 00	- 325 98	358 23	0 00	30 25
	18 Apr 01	- 180 91	8,718 28	- 8,812 48	0 00	- 1,141 00	1,248 82	0 00	105 82

◆ Realized Gain/Loss Detail - Taxable

Trade Date Settle Date	Security Description Acquisition Date	Shares/Par	Proceeds	Cost	Realized gain/loss			Total	
					Short Term	Market Long Term	Translation	Short Term	Long Term
Sales									
Equities									
1 Mar 02	PEUGEOT SA EUR1	- 400 00	17,484 57	- 18 855 32	- 742 88	0 00	- 617 79	- 1,380 75	0 00
6 Mar 02	SEDOL 7103528								
4 May 01		- 200 00	8 747 24	- 9,393 28	- 345 81	0 00	- 300 14	- 646 05	0 00
7 May 01		- 54 55	2,385 85	2 580 55	- 108 28	0 00	- 88 84	- 184 80	0 00
7 May 01		- 145 48	6,361 88	- 6,881 48	- 288 79	0 00	- 231 01	- 518 80	0 00
28 Jan 02	SOC GENERALE EUR1 25	- 700 00	42,048 27	- 43,122 84	- 386 51	0 00	- 687 18	- 1,073 87	0 00
31 Jan 02	SEDOL 5968516								
16 May 01		- 700 00	42,048 27	- 43,122 84	- 386 51	0 00	- 687 18	- 1,073 87	0 00
6 Aug 02	SUEZ EUR2	- 700 00	14 813 84	- 24,718 93	0 00	- 7 393 81	- 2,511 88	0 00	- 9,905 29
9 Aug 02	SEDOL 7118047								
30 Jun 98		- 700 00	14,813 84	- 24 718 93	0 00	- 7,393 81	- 2,511 88	0 00	- 9,905 29
5 Aug 02	SUEZ EUR2	- 500 00	10,488 87	- 17 658 38	0 00	- 5,353 50	- 1 814 21	0 00	- 7,187 71
8 Aug 02	SEDOL 7118047								
30 Jun 98		- 500 00	10 488 87	- 17,658 38	0 00	- 5,353 50	- 1,814 21	0 00	- 7 187 71
28 Jun 02	TOTAL FINA ELF EUR10	- 200 00	31,803 30	- 13,393 76	0 00	20,772 68	- 2 383 14	0 00	18,409 54
3 Jul 02	SEDOL 4805413								
30 Jun 98		- 200 00	31,803 30	- 13,393 76	0 00	20 772 68	- 2,383 14	0 00	18,409 54
Total France			286,110 87	- 294,679 54	- 1,129 47	27,938 70	- 25,377 90	- 2,434 42	3,865 75
Germany									
4 Nov 02	AAREAL BANK AG EUR26	980 00	12 638 19	- 18 078 58	0 00	- 3 850 34	- 1 593 05	0 00	- 5,443 38
7 Nov 02	SEDOL 7380082								
30 Jun 98		- 980 00	12,638 19	- 18,078 58	0 00	- 3,850 34	- 1,593 05	0 00	- 5,443 38
11 Apr 02	BASF AG NPV	- 800 00	32 808 06	- 24,714 98	0 00	14,848 75	- 6,855 87	0 00	8,093 08
18 Apr 02	SEDOL 5086577								
30 Jun 98		- 800 00	32 808 06	- 24,714 98	0 00	14,848 75	- 6,855 87	0 00	8,093 08
28 Jun 02	BASF AG NPV	- 1,950 00	85 615 92	- 80,242 78	0 00	37,570 24	- 12,187 10	0 00	25 373 14
1 Jul 02	SEDOL 5086577								

12-10-10
Stromer

Account number 0202
Address: NORDEN 202, BILDHOF/SANFORD/BERNSTEIN

Realized Gain/Loss Detail - Taxable

Realized gain/loss _____
Market _____
Short Term _____
Long Term _____
Translation _____
Short Term _____
Long Term _____
Total _____

Trade Date Security Description Shares/Per Proceeds Cost

Settle Date Acquisition Date

Equities

Sales

Trade Date	Security Description	Shares/Per	Proceeds	Cost	Market	Short Term	Long Term	Translation	Short Term	Long Term	Total
30 Jun 88	BASF AG NPV	- 1,500 00	85,615 92	- 60,242 78	0 00	0 00	37,570 24	- 12,197 10	0 00	25,373 14	27,700 65
28 Jan 02	SEDOL 5088577	- 3,500 00	135,828 71	- 108,128 08	0 00	0 00	58,978 48	- 31,277 81	0 00	27,700 65	27,700 65
30 Jun 88		- 3,500 00	135,828 71	- 108,128 08	0 00	0 00	58,978 48	- 31,277 81	0 00	27,700 65	27,700 65
5 Feb 02	BAYER HYPO-VEREINS ORD NPV	- 700 00	20,768 38	- 31,808 68	0 00	0 00	- 8,652 58	- 2,490 68	0 00	- 11,143 27	- 11,143 27
8 Feb 02	SEDOL 4325418	- 700 00	20,768 38	- 31,808 68	0 00	0 00	- 8,652 58	- 2,490 68	0 00	- 11,143 27	- 11,143 27
25 Apr 00		- 700 00	20,768 38	- 31,808 68	0 00	0 00	- 8,652 58	- 2,490 68	0 00	- 11,143 27	- 11,143 27
4 Feb 02	BAYER HYPO-VEREINS ORD NPV	- 2,000 00	60,852 34	- 95,275 27	0 00	0 00	- 28,437 71	- 7,985 22	0 00	- 34,422 93	- 34,422 93
7 Feb 02	SEDOL 4325418	- 2,000 00	60,852 34	- 95,275 27	0 00	0 00	- 28,437 71	- 7,985 22	0 00	- 34,422 93	- 34,422 93
28 Mar 00		- 600 00	18,255 71	- 29,043 72	0 00	0 00	- 7,511 21	- 3,278 80	0 00	- 10,788 01	- 10,788 01
25 Apr 00		- 200 00	6,085 23	- 9,117 04	0 00	0 00	- 2,762 58	- 0 00	0 00	- 3,031 81	- 3,031 81
22 May 00		- 300 00	8,127 85	- 13,641 17	0 00	0 00	- 4,028 81	- 484 41	0 00	- 4,513 32	- 4,513 32
24 May 00		- 300 00	8,127 85	- 13,604 08	0 00	0 00	- 3,951 68	- 724 57	0 00	- 4,676 23	- 4,676 23
5 Jun 00		- 400 00	12,170 47	- 18,488 85	0 00	0 00	- 5,813 08	- 1,718 30	0 00	- 7,328 38	- 7,328 38
8 Jun 00		- 200 00	6,085 23	- 10,169 41	0 00	0 00	- 3,063 62	- 1,020 58	0 00	- 4,084 18	- 4,084 18
17 Apr 02	DEUTSCHE TELEKOM NPV(REGD)	- 1,350 00	20,716 28	- 37,028 38	0 00	0 00	- 8,173 02	- 7,139 08	0 00	- 16,312 10	- 16,312 10
22 Apr 02	SEDOL 5842359	- 1,350 00	20,716 28	- 37,028 38	0 00	0 00	- 8,173 02	- 7,139 08	0 00	- 16,312 10	- 16,312 10
30 Jun 88		- 1,350 00	20,716 28	- 37,028 38	0 00	0 00	- 8,173 02	- 7,139 08	0 00	- 16,312 10	- 16,312 10
28 Jan 02	E.ON AG NPV	- 1,200 00	61,374 74	- 67,440 72	0 00	0 00	8,828 45	- 15,984 43	0 00	- 8,065 88	- 8,065 88
28 Jan 02	SEDOL 4842804	- 1,200 00	61,374 74	- 67,440 72	0 00	0 00	8,828 45	- 15,984 43	0 00	- 8,065 88	- 8,065 88
30 Jun 88		- 1,200 00	61,374 74	- 67,440 72	0 00	0 00	8,828 45	- 15,984 43	0 00	- 8,065 88	- 8,065 88
11 Apr 02	HANNOVER RUCKVERSI ORD NPV(REGD)	- 800 00	58,875 80	- 50,587 31	11,484 52	- 1,268 88	- 1,839 14	- 1,839 14	10,333 05	- 1,854 58	- 1,854 58
18 Apr 02	SEDOL 4511808	- 800 00	58,875 80	- 50,587 31	11,484 52	- 1,268 88	- 1,839 14	- 1,839 14	10,333 05	- 1,854 58	- 1,854 58
28 Aug 00		- 300 00	22,115 93	- 24,070 48	0 00	- 1,268 88	- 687 87	0 00	0 00	- 1,854 58	- 1,854 58
8 Oct 01		- 200 00	14,743 85	- 10,330 08	4,861 27	0 00	- 447 41	4,413 86	0 00	0 00	0 00
8 Oct 01		- 300 00	22,115 92	- 18,188 73	8,823 25	0 00	- 704 06	5,818 18	0 00	0 00	0 00
28 Jan 02	HANNOVER RUCKVERSI ORD NPV(REGD)	- 1,000 00	61,374 78	- 68,805 48	0 00	- 20,871 70	- 14,759 02	- 14,759 02	0 00	- 35,430 72	- 35,430 72
31 Jan 02	SEDOL 4511808	- 1,000 00	61,374 78	- 68,805 48	0 00	- 20,871 70	- 14,759 02	- 14,759 02	0 00	- 35,430 72	- 35,430 72
30 Jun 88		- 500 00	30,687 38	- 58,458 91	0 00	- 12,711 68	- 4,586 08	- 13,080 85	0 00	- 25,772 53	- 25,772 53
28 Aug 00		- 300 00	18,412 43	- 24,070 50	0 00	- 4,586 08	- 1,071 88	- 13,080 85	0 00	- 5,858 07	- 5,858 07
28 Aug 00		- 200 00	12,274 85	- 18,275 07	0 00	- 3,373 84	- 828 18	- 13,080 85	0 00	- 4,000 12	- 4,000 12

The Northern Trust Company

Generated by The Northern Trust Company from periodic data on 21 Jan 03

658

◆ Realized Gain/Loss Detail - Taxable

Trade Date Settle Date	Security Description Acquisition Date	Shares/Par	Proceeds	Cost	Realized gain/loss			Total	
					Short Term	Market Long Term	Translation	Short Term	Long Term
Sales									
Equities									
28 Aug 02	HANNOVER RUCKVERSI ORD NPV(REGD)	- 900 00	21,030 00	- 15,141 59	4,909 60	0 00	978 81	5,888 41	0 00
2 Sep 02	SEDOL 4511809								
	28 Sep 01	- 900 00	21,030 00	- 15,141 59	4,909 60	0 00	978 81	5,888 41	0 00
1 Nov 02	SIEMENS AG NPV(REGD)	- 500 00	23,510 49	- 28,486 44	0 00	- 501 74	- 4,454 21	0 00	- 4,955 95
5 Nov 02	SEDOL 5727973								
	30 Jun 98	- 500 00	23,510 48	- 28,486 44	0 00	- 501 74	- 4,454 21	0 00	- 4,955 95
28 Jan 02	VOLKSWAGEN AG ORD NPV	- 2,000 00	91,534 35	- 96,248 88	- 1,126 13	5,347 22	- 8,935 60	- 2,230 22	- 2,484 29
31 Jan 02	SEDOL 5497102								
	31 Jan 00	- 1,400 00	64,074 04	- 66,558 33	0 00	5,347 22	- 7,831 51	0 00	- 2,484 29
	20 Mar 01	- 800 00	27,460 31	- 29,690 53	- 1,126 13	0 00	- 1,104 09	- 2,230 22	0 00
Total Germany			687,024 01	- 730,079 09	15,267 99	56,218 13	- 114,542.20	13,891.24	- 57,048 32
Hong Kong									
21 Feb 02	CLP HOLDINGS HKD5	- 10,000 00	39,254 66	- 46,971 52	0 00	- 7,389 02	- 347 84	0 00	- 7,718 86
25 Feb 02	SEDOL 6097017								
	30 Jun 98	- 10,000 00	39,254 66	- 46,971 52	0 00	- 7,389 02	- 347 84	0 00	- 7,718 86
2 Oct 02	WHARF(HLDGS) HKD1	- 22,000 00	42,364 15	- 50,370 47	0 00	- 8,008 54	3 22	0 00	- 8,006 32
4 Oct 02	SEDOL 8435576								
	31 May 01	- 22,000 00	42,364 15	- 50,370 47	0 00	- 8,008 54	3 22	0 00	- 8,006 32
7 May 02	WHARF(HLDGS) HKD1	- 40,000 00	108,980 29	- 91,582 66	15,389 99	0 00	7 64	15,397 63	0 00
9 May 02	SEDOL 8435576								
	31 May 01	- 40,000 00	108,980 29	- 91,582 66	15,389 99	0 00	7 64	15,397 63	0 00
3 May 02	WING LUNG BANK HKD5	- 8,000 00	38,970 57	- 32,207 82	0 00	4,759 90	2 95	0 00	4,762 75
7 May 02	SEDOL 8972211								
	21 Dec 00	- 3,000 00	13,883 96	- 11,934 72	0 00	1,927 63	1 61	0 00	1,929 24
	22 Dec 00	- 2,500 00	11,553 31	- 10,099 18	0 00	1,453 28	0 85	0 00	1,454 13
	27 Dec 00	- 2,500 00	11,553 30	- 10,173 92	0 00	1,378 99	0 39	0 00	1,379 38

Realized Gain/Loss Detail - Taxable

Trade Date Security Description Shares/Per Proceeds Cost Short Term Long Term Market Translation Short Term Long Term Total

Sales

Equities

Total Hong Kong 225,569 67 - 221,132.47 15,389.99 - 10,818 68 - 334 13 15,397 63 - 10,860 43

Ireland

20 Dec 02 DEFA BANK ORD EUR3 48,538 69 - 62,324 44 - 9,844 13 - 3,840 62 - 13,784 75
 30 Dec 02 SEDOL 7255898
 30 Jun 98 - 1,000 00 48,538 69 - 62,324 44 - 9,844 13 - 3,840 62 - 13,784 75
 Total Ireland 48,538 69 - 62,324 44 0.00 - 9,844 13 - 3,840 62 - 13,784 75

Italy

28 Jan 02 BCA INTESA EURO 52 68,018 00 - 68,204 18 - 15,228 58 - 1,185 18
 31 Jan 02 SEDOL 4078838
 30 Jun 98 - 28,450 00 68,018 00 - 68,204 18 - 15,228 58 - 1,185 18
 28 Jan 02 BCA NAZ DEL LAVORO EURO 50 67,808 53 - 95,884 50 - 25,690 89 - 2,465 08 - 28,155 87
 31 Jan 02 SEDOL 5528804
 15 Dec 00 - 31,500 00 67,808 53 - 95,884 50 - 25,690 89 - 2,465 08 - 28,155 87
 28 Jan 02 ENI EUR1 62,941 74 - 52,800 78 - 13,000 03 - 10,040 98
 31 Jan 02 SEDOL 7145058
 30 Jun 98 - 4,800 00 62,941 74 - 52,800 78 - 13,000 03 - 10,040 98
 25 Jun 02 ENI EUR1 23,031 11 - 18,531 48 - 2,431 48 - 8,489 62
 28 Jun 02 SEDOL 7145058
 30 Jun 98 - 1,500 00 23,031 11 - 18,531 48 - 2,431 48 - 8,489 62
 5 Apr 02 ENI EUR1 33,710 30 - 25,348 28 - 5,833 34 - 8,382 02
 10 Apr 02 SEDOL 7145058
 30 Jun 98 - 2,300 00 33,710 30 - 25,348 28 - 5,833 34 - 8,382 02
 30 Oct 02 SANPAOLO IMI SPA EUR2 80 29,814 32 - 87,554 28 - 45,059 70 - 7,119 74 - 37,839 96
 4 Nov 02 SEDOL 5558575
 8 May 01 - 4,800 00 29,814 32 - 87,554 28 - 45,059 70 - 7,119 74 - 37,839 96

◆ Realized Gain/Loss Detail - Taxable

Trade Date	Security Description	Shares/Par	Proceeds	Cost	Realized gain/loss			Total	
					Short Term	Market Long Term	Translation	Short Term	Long Term
Settle Date	Acquisition Date								
Sales									
Equities									
10 Apr 02	SANPAOLO IMI SPA EUR2 80	- 9,000 00	104,048 80	- 139,071 11	- 2,389 40	- 32,873 84	41 83	- 2,870 62	- 32,350 88
15 Apr 02	SEDOL 5558575								
2 Oct 00		- 700 00	8,092 75	- 11,458 28	0 00	- 3,283 03	- 80 51	0 00	- 3,363 54
3 Oct 00		- 700 00	8,092 75	- 11,427 28	0 00	- 3,264 51	- 70 00	0 00	- 3,334 51
4 Oct 00		- 700 00	8,092 74	- 11,385 08	0 00	- 3,271 04	- 1 30	0 00	- 3,272 34
5 Oct 00		- 700 00	8,092 75	- 11,282 87	0 00	- 3,234 52	44 80	0 00	- 3,189 82
21 Nov 00		- 2,000 00	23,122 13	- 31,210 28	0 00	- 8,093 71	1,005 58	0 00	- 8,088 13
15 Dec 00		- 3,000 00	34,683 20	- 45,785 85	0 00	- 10,527 13	- 575 32	0 00	- 11,102 45
8 May 01		- 1,200 00	13,873 28	- 18,543 90	- 2,389 40	0 00	- 281 22	- 2,870 62	0 00
18 Apr 02	T I M SPA EURO 08	- 3,900 00	18,684 74	- 33,730 82	0 00	- 13,631 40	- 1,434 78	0 00	- 15,066 18
23 Apr 02	SEDOL 4878748								
1 Mar 00		- 3,900 00	18,684 74	- 33,730 82	0 00	- 13,631 40	- 1,434 78	0 00	- 15,066 18
28 Jan 02	T I M SPA EURO 08	- 13,000 00	68,075 71	- 178,351 89	0 00	- 92,077 90	- 18,188 28	0 00	- 110,278 18
31 Jan 02	SEDOL 4878748								
1 Mar 00		- 8,000 00	40,681 88	- 108,553 82	0 00	- 57,723 44	- 11,188 50	0 00	- 68,891 94
3 Mar 00		- 5,000 00	25,413 73	- 68,797 87	0 00	- 34,354 48	- 7,028 78	0 00	- 41,384 24
17 Apr 02	T I M SPA EURO 08	- 3,100 00	14,884 50	- 40,843 88	0 00	- 22,478 98	- 3,500 20	0 00	- 25,978 18
22 Apr 02	SEDOL 4878748								
1 Mar 00		- 100 00	482 73	- 884 90	0 00	- 340 81	- 41 28	0 00	- 382 17
3 Mar 00		- 3,000 00	14,481 77	- 40,078 78	0 00	- 22,138 07	- 3,458 84	0 00	- 25,597 01
28 Jan 02	TELECOM ITALIA SPA EURO 55	- 7,000 00	58,081 14	- 33,300 78	0 00	33,075 88	- 8,315 30	0 00	24,760 38
31 Jan 02	SEDOL 5287508								
30 Jun 98		- 7,000 00	58,081 14	- 33,300 78	0 00	33,075 88	- 8,315 30	0 00	24,760 38
17 Apr 02	TELECOM ITALIA SPA EURO 55	- 3,400 00	28,099 95	- 18,174 85	0 00	15,707 33	- 3,782 03	0 00	11,925 30
22 Apr 02	SEDOL 5287508								
30 Jun 98		- 3,400 00	28,099 85	- 18,174 85	0 00	15,707 33	- 3,782 03	0 00	11,925 30
18 Apr 02	TELECOM ITALIA SPA EURO 55	- 2,000 00	18,432 70	- 8,514 50	0 00	8,103 32	- 2,185 12	0 00	8,918 20
23 Apr 02	SEDOL 5287508								
30 Jun 98		- 2,000 00	18,432 70	- 8,514 50	0 00	8,103 32	- 2,185 12	0 00	8,918 20

862

◆ Realized Gain/Loss Detail - Taxable

Trade Date Settle Date	Security Description Acquisition Date	Shares/Par	Proceeds	Cost	Realized gain/loss			Total	
					Short Term	Market Long Term	Translation	Short Term	Long Term
Sales									
Equities									
19 Apr 02 24 Apr 02	TELECOM ITALIA SPA EURO 55 SEDOL 5287508	- 3,285 00	28,731 32	- 15,532 43	0 00	14,728 38	- 3,527 47	0 00	11,198 89
	30 Jun 98	- 3,285 00	28,731 32	- 15,532 43	0 00	14,728 38	- 3,527 47	0 00	11,198 89
28 Jan 02 31 Jan 02	UNIPOL EUR1 PRIV SEDOL 5107878	- 22,000 00	33,337 08	- 39,888 82	0 00	- 2,485 32	- 4,084 22	0 00	- 6,529 54
	1 Mar 00	- 22,000 00	33,337 08	- 39,888 82	0 00	- 2,485 32	- 4,084 22	0 00	- 6,529 54
Total Italy			851,541 74	- 831,990.05	- 2,388.40	- 101,258 58	- 78,802 35	- 2,870 82	- 177,777 68

Japan

28 Jan 02 31 Jan 02	AIOI INSUARANCE CO Y50 SEDOL 8251189	- 16,000 00	25 591 84	- 105,462 33	0 00	- 51,758 37	- 28,112 12	0 00	- 79,870 49
	30 Jun 98	- 16,000 00	25,591 84	- 105,462 33	0 00	- 51,758 37	- 28,112 12	0 00	- 79,870 49
2 Oct 02 7 Oct 02	BRIDGESTONE CORP Y50 SEDOL 8132101	- 4,000 00	47,178 08	- 54,012 50	- 11,340 30	0 00	4,503 88	- 8 838 41	0 00
	28 Mar 02	- 3,000 00	35,382 07	- 38,797 28	- 7,886 20	0 00	3,471 01	- 4,415 18	0 00
	18 Apr 02	- 1,000 00	11,784 02	- 14,215 24	- 3,454 10	0 00	1,032 88	- 2 421 22	0 00
14 Aug 02 19 Aug 02	CANON INC JPY50 SEDOL 8172323	- 1,000 00	34,124 14	- 40,338 98	0 00	- 7,082 88	880 02	0 00	- 8,212 84
	20 Apr 01	- 1,000 00	34,124 14	- 40,338 98	0 00	- 7,082 88	880 02	0 00	- 8,212 84
20 Nov 02 25 Nov 02	CANON INC JPY50 SEDOL 8172323	- 1 000 00	38,284 88	- 40,338 98	0 00	- 2,103 50	81 38	0 00	- 2,042 12
	20 Apr 01	- 1,000 00	38,284 88	- 40,338 98	0 00	- 2,103 50	81 38	0 00	- 2 042 12
18 Apr 02 19 Apr 02	CANON SALES CO INC Y50 SEDOL 8172453	- 4,000 00	28,218 01	- 58,332 87	0 00	- 31,788 11	3,683 15	0 00	- 28,114 98
	30 Jun 98	- 4,000 00	28,218 01	- 58,332 87	0 00	- 31,788 11	3,683 15	0 00	- 28,114 98
7 May 02 10 May 02	CANON SALES CO INC Y50 SEDOL 8172453	- 3,000 00	22,254 12	- 42,249 72	0 00	- 24,228 22	4,230 82	0 00	- 18,995 60
	30 Jun 98	- 3,000 00	22 254 12	- 42,249 72	0 00	- 24,228 22	4,230 82	0 00	- 18,995 60

863

Realized Gain/Loss Detail - Taxable

Trade Date Settle Date	Security Description Acquisition Date	Shares/Per	Proceeds	Cost	Realized gain/loss			Total	
					Short Term	Market Long Term	Translation	Short Term	Long Term
Sales									
Equities									
5 Feb 02	CANON SALES CO INC Y50	- 8,000 00	53,069 23	- 112,685 93	0 00	- 65,683 18	6,068 48	0 00	- 59,598 70
8 Feb 02	SEDOL 6172453								
	30 Jun 98	- 8,000 00	53,069 23	- 112,685 93	0 00	- 65,683 18	6,068 48	0 00	- 59,598 70
2 Oct 02	DAIWA HOUSE IND CO 50	- 5,000 00	29,441 26	- 36,898 22	0 00	- 7,708 53	251 57	0 00	- 7,458 96
7 Oct 02	SEDOL 6251383								
	24 Jul 01	- 1,000 00	5,888 25	- 7,378 81	0 00	- 1,584 51	95 85	0 00	- 1,488 58
	2 Aug 01	- 3,000 00	17,664 78	- 22,008 67	0 00	- 4,728 21	382 30	0 00	- 4,343 91
	14 Sep 01	- 1,000 00	5,888 25	- 7,512 74	0 00	- 1,397 81	- 228 68	0 00	- 1,624 49
28 Jan 02	DAIWA HOUSE IND CO 50	- 35,000 00	184,481 24	- 270,058 93	- 80,150 89	0 00	25,424 70	- 85,575 69	0 00
31 Jan 02	SEDOL 6251383								
	2 Jul 01	- 2,000 00	10,541 78	- 15,810 59	- 4,132 80	0 00	- 1,138 00	- 5,288 80	0 00
	8 Jul 01	- 2,000 00	10,541 78	- 14,650 12	- 3,189 82	0 00	- 908 71	- 4,108 33	0 00
	18 Jul 01	- 3,000 00	15,812 67	- 23,471 53	- 5,885 50	0 00	- 1,873 36	- 7,658 86	0 00
	24 Jul 01	- 1,000 00	5,270 89	- 7,378 81	- 1,548 44	0 00	- 557 48	- 2,105 92	0 00
	27 Jul 01	- 3,000 00	15,812 67	- 22,373 39	- 4,803 30	0 00	- 1,757 42	- 8,580 72	0 00
	10 Aug 01	- 4,000 00	21,083 57	- 30,045 21	- 8,432 82	0 00	- 2,528 82	- 8,981 84	0 00
	21 Aug 01	- 2,000 00	10,541 78	- 15,890 87	- 3,549 82	0 00	- 1,599 17	- 5,148 09	0 00
	23 Aug 01	- 2,000 00	10,541 78	- 18,303 18	- 3,980 04	0 00	- 1,771 35	- 5,781 39	0 00
	4 Sep 01	- 5,000 00	26,354 47	- 39,750 99	- 8,781 10	0 00	- 4,821 42	- 13,402 52	0 00
	8 Sep 01	- 4,000 00	21,083 57	- 31,071 60	- 6,755 42	0 00	- 3,232 81	- 9,988 03	0 00
	10 Sep 01	- 7,000 00	36,898 25	- 53,506 64	- 10,972 03	0 00	- 5,838 38	- 18,810 39	0 00
17 Jul 02	DAIWA HOUSE IND CO 50	- 5,000 00	33,570 31	- 38,884 08	- 5,980 29	0 00	2,668 52	- 3,313 77	0 00
22 Jul 02	SEDOL 6251383								
	24 Jul 01	- 5,000 00	33,570 31	- 38,884 08	- 5,980 29	0 00	2,668 52	- 3,313 77	0 00
13 Mar 02	FUJI HEAVY INDUST Y50	2,000 00	10,293 03	- 13,080 21	0 00	- 791 59	- 1,975 59	0 00	- 2,767 18
18 Mar 02	SEDOL 6356408								
	20 Nov 00	- 1,000 00	5,148 52	- 6,583 03	0 00	- 402 69	- 1,013 82	0 00	- 1,416 51
	21 Nov 00	- 1,000 00	5,148 51	- 6,497 18	0 00	- 388 80	- 861 77	0 00	- 1,350 87
1 Mar 02	FUJI HEAVY INDUST Y50	- 3,000 00	15,795 89	- 20,144 48	0 00	- 597 80	- 3,750 77	0 00	- 4,348 57
6 Mar 02	SEDOL 6356408								
	18 Nov 00	- 1,000 00	5,265 30	- 6,748 67	0 00	- 212 57	- 1,270 80	0 00	- 1,483 37
	17 Nov 00	- 2,000 00	10,530 59	- 13,395 79	0 00	- 385 23	- 2,479 97	0 00	- 2,865 20

698

◆ Realized Gain/Loss Detail - Taxable

Trade Date Settle Date	Security Description Acquisition Date	Shares/Par	Proceeds	Cost	Realized gain/loss			Total	
					Short Term	Market Long Term	Translation	Short Term	Long Term
Sales									
Equities									
11 Mar 02	FUJI HEAVY INDUST Y50	- 2,000 00	10,392.91	- 13,452.39	0 00	- 1,008.77	- 2,050.71	0 00	- 3,058.48
14 Mar 02	SEDOL 8358408								
15 Nov 00		- 1,000 00	5,198.45	- 6,754.50	0 00	- 503.17	- 1,054.88	0 00	- 1,558.05
17 Nov 00		- 1,000 00	5,198.48	- 6,897.89	0 00	- 305.60	- 895.83	0 00	- 1,501.43
28 Jan 02	FUJI HEAVY INDUST Y50	- 45 000 00	218,789.57	- 315,435.52	- 42,485.34	- 14,082.57	- 39,118.04	- 55,607.21	- 40,058.74
31 Jan 02	SEDOL 8358408								
2 Nov 00		- 2,000 00	9,787.54	- 14,455.58	0 00	- 1,901.81	- 2,788.23	0 00	- 4,688.04
7 Nov 00		- 4,000 00	19,535.07	- 28,013.22	0 00	- 2,834.88	- 5,843.29	0 00	- 8,478.15
8 Nov 00		- 5,000 00	24,418.84	- 35,523.98	0 00	- 3,888.82	- 7,220.20	0 00	- 11,107.12
9 Nov 00		- 2,000 00	9,787.54	- 13,911.14	0 00	- 1,358.79	- 2,784.81	0 00	- 4,143.60
14 Nov 00		- 2,000 00	9,787.53	- 13,785.30	0 00	- 1,252.80	- 2,744.87	0 00	- 3,997.77
16 Nov 00		- 1,000 00	4,883.77	- 6,748.68	0 00	- 571.88	- 1,293.23	0 00	- 1,864.91
27 Nov 00		- 3,000 00	14,851.31	- 20,430.48	0 00	- 2,255.61	- 3,523.54	0 00	- 5,778.15
28 Jun 01		- 3,000 00	14,851.30	- 21,791.49	- 5,433.35	0 00	- 1,708.84	- 7,140.19	0 00
28 Jun 01		- 3,000 00	14,851.31	- 21,821.55	- 6,312.83	0 00	- 1,857.31	- 8,970.24	0 00
29 Jun 01		- 2,000 00	9,787.54	- 14,835.84	- 3,838.03	0 00	- 1,030.37	- 4,888.40	0 00
2 Jul 01		- 3,000 00	14,851.31	- 21,708.88	- 5,495.80	0 00	- 1,559.85	- 7,055.55	0 00
3 Jul 01		- 2,000 00	9,787.53	- 14,809.83	- 3,748.18	0 00	- 1,083.24	- 4,842.40	0 00
31 Jul 01		- 11,000 00	53,721.45	- 74,812.28	- 15,893.23	0 00	- 5,127.80	- 21,080.83	0 00
1 Aug 01		- 2,000 00	9,787.53	- 13,407.13	- 2,892.74	0 00	- 848.86	- 3,838.80	0 00
12 Mar 02	FUJI HEAVY INDUST Y50	- 2,000 00	10,265.28	- 13,317.53	0 00	- 1,028.04	- 2,028.21	0 00	- 3,052.25
15 Mar 02	SEDOL 8358408								
15 Nov 00		- 1,000 00	5,132.84	- 6,754.49	0 00	- 573.89	- 1,047.88	0 00	- 1,821.85
20 Nov 00		- 1,000 00	5,132.84	- 6,583.04	0 00	- 452.15	- 878.25	0 00	- 1,430.40
14 Mar 02	FUJI HEAVY INDUST Y50	- 3 000 00	15,182.89	- 19,491.52	0 00	- 1,349.00	- 2,878.53	0 00	- 4,328.53
19 Mar 02	SEDOL 8358408								
21 Nov 00		- 3,000 00	15,182.89	- 19,491.52	0 00	- 1,349.00	- 2,878.53	0 00	- 4,328.53
17 Jul 02	HONDA MOTOR CO Y50	- 2,200 00	90,704.60	- 80,517.18	0 00	- 5,080.70	5,278.12	0 00	187.42
22 Jul 02	SEDOL 8435145								
18 Apr 01		- 2,200 00	90,704.60	- 80,517.18	0 00	- 5,080.70	5,278.12	0 00	187.42
27 Aug 02	HONDA MOTOR CO Y50	- 1,500 00	84,308.33	- 80,588.22	0 00	1,822.21	1,789.80	0 00	3,712.11
30 Aug 02	SEDOL 8435145								
18 Apr 01		- 700 00	30,010.55	- 27,880.88	0 00	1,368.82	882.85	0 00	2,329.67
18 Apr 01		- 800 00	34,287.78	- 32,815.34	0 00	555.39	827.05	0 00	1,382.44

665

◆ Realized Gain/Loss Detail - Taxable

Trade Date Settle Date	Security Description Acquisition Date	Shares/Par	Proceeds	Cost	Realized gain/loss			Total	
					Short Term	Market Long Term	Translation	Short Term	Long Term
Sales									
Equities									
2 Oct 02	HONDA MOTOR CO Y50	- 1,000 00	40,310 81	39,544 11	0 00	402 40	364 40	0 00	766 80
7 Oct 02	SEDOL 8435145								
	18 Apr 01	- 1,000 00	40,310 81	- 39,544 11	0 00	402 40	364 40	0 00	766 80
7 May 02	MATSUSHITA ELC IND Y50	- 10,000 00	128,831 41	- 164,893 88	0 00	- 38,804 15	2,741 68	0 00	- 38,062 47
10 May 02	SEDOL 6572707								
	30 Jun 98	- 10,000 00	128,831 41	- 164,893 88	0 00	- 38,804 15	2,741 68	0 00	- 38,062 47
3 Jul 02	MITSUBISHI HVY IND Y50	- 10,000 00	30,895 34	- 36,268 70	0 00	- 10,772 60	5,189 24	0 00	- 5,573 38
8 Jul 02	SEDOL 6597087								
	30 Jun 98	- 10,000 00	30,895 34	- 36,268 70	0 00	- 10,772 60	5,189 24	0 00	- 5,573 38
28 Jan 02	MITSUMI O S K LINES Y50	- 70,000 00	142,978 14	- 121,813 38	8,478 22	23,777 64	- 11,182 10	3,472 23	17,592 53
31 Jan 02	SEDOL 6597584								
	30 Jun 98	- 24,000 00	49,021 07	- 38,544 91	0 00	10,984 38	- 508 22	0 00	10,476 16
	18 Jan 01	- 8,000 00	12,255 27	- 10,558 90	0 00	3,018 87	- 1,320 50	0 00	1,698 37
	19 Jan 01	- 7,000 00	14,297 82	- 12,509 08	0 00	3,311 23	- 1,522 49	0 00	1,788 74
	22 Jan 01	- 8,000 00	12,255 27	- 10,694 43	0 00	2,818 99	- 1,356 15	0 00	1,560 84
	25 Jan 01	- 8,000 00	12,255 27	- 10,481 68	0 00	3,040 38	- 1,266 77	0 00	1,773 59
	25 Jan 01	- 1,000 00	2,042 54	- 1,745 71	0 00	507 81	- 210 98	0 00	296 83
	29 Jan 01	- 8,000 00	12,255 27	- 10,609 98	2,844 68	0 00	- 1,389 37	1,445 29	0 00
	30 Jan 01	- 8,000 00	12,255 27	- 11,285 83	2,429 88	0 00	- 1,470 22	859 84	0 00
	1 Feb 01	- 2,000 00	4,085 09	- 3,834 19	787 07	0 00	- 518 17	250 90	0 00
	2 Feb 01	- 8,000 00	12,255 27	- 11,438 87	2,437 83	0 00	- 1,821 23	818 40	0 00
17 Jul 02	NIPPON MEAT PACKER JPY50	- 2,000 00	25,600 73	- 19,149 79	3,814 25	0 00	2,638 69	6,450 94	0 00
22 Jul 02	SEDOL 8640787								
	18 Feb 02	- 1,000 00	12,800 38	- 9,488 43	1,957 59	0 00	1,374 34	3,331 83	0 00
	7 Mar 02	- 1,000 00	12,800 37	- 9,681 38	1,858 68	0 00	1,282 35	3,118 01	0 00
7 Aug 02	NOMURA HOLDINGS JPY50	- 2,000 00	25,674 85	- 29,544 13	3,871 48	0 00	- 187 80	- 3,869 28	0 00
12 Aug 02	SEDOL 6643108								
	3 Jul 02	- 2,000 00	25,674 85	- 29,544 13	- 3,871 48	0 00	- 187 80	- 3,889 28	0 00
17 Jul 02	PROMISE CO JPY50	- 500 00	24,030 14	- 25,510 66	- 5,007 11	0 00	3,526 59	- 1,480 52	0 00
22 Jul 02	SEDOL 8703295								
	18 Jan 02	- 300 00	14,418 08	- 15,316 04	- 2,934 87	0 00	2,038 71	- 897 98	0 00
	21 Jan 02	- 200 00	8,612 08	- 10,184 62	- 2,072 44	0 00	1,489 88	- 582 58	0 00

998

◆ Realized Gain/Loss Detail - Taxable

Trade Date Settle Date	Security Description Acquisition Date	Shares/Par	Proceeds	Cost	Realized gain/loss			Total	
					Short Term	Market Long Term	Translation	Short Term	Long Term
Sales									
Equities									
14 Aug 02	PROMISE CO JPY50	- 300 00	14,789 82	- 15,173 08	- 2,017 87	0 00	1,634 81	- 383 18	0 00
18 Aug 02	SEDOL 6703285								
17 Jan 02		- 100 00	4,929 87	- 5,028 52	- 834 84	0 00	538 28	- 98 55	0 00
18 Jan 02		- 200 00	9 858 85	- 10,144 58	- 1,383 13	0 00	1,098 52	- 284 61	0 00
13 Mar 02	SUMITOMO MITSUI BK JPY50	- 12,000 00	54,285 81	- 71,319 22	0 00	- 18,465 89	1,412 58	0 00	- 17,053 41
18 Mar 02	SEDOL 6858528								
30 Jun 98		- 12,000 00	54,285 81	- 71,319 22	0 00	- 18,465 89	1,412 58	0 00	- 17,053 41
30 May 02	SUMITOMO TST&BANK COM Y50	- 2,000 00	10,758 53	- 13,820 37	- 2,592 84	0 00	- 468 20	- 3,060 84	0 00
4 Jun 02	SEDOL 6858002								
28 Aug 01		- 2,000 00	10,758 53	- 13,820 37	- 2,592 84	0 00	- 468 20	- 3,060 84	0 00
29 May 02	SUMITOMO TST&BANK COM Y50	- 3,000 00	18,252 33	- 20,730 55	- 3,733 33	0 00	- 744 89	- 4,478 22	0 00
3 Jun 02	SEDOL 6858002								
28 Aug 01		- 3,000 00	18,252 33	- 20,730 55	3,733 33	0 00	- 744 89	- 4,478 22	0 00
8 Jun 02	SUMITOMO TST&BANK COM Y50	- 2,000 00	10,875 32	- 13,820 37	- 2,335 63	0 00	- 508 42	- 2,845 05	0 00
11 Jun 02	SEDOL 6858002								
28 Aug 01		- 2,000 00	10,875 32	- 13,820 37	- 2,335 63	0 00	- 508 42	- 2,845 05	0 00
5 Jun 02	SUMITOMO TST&BANK COM Y50	- 2,000 00	11,425 81	- 13,820 37	- 1,882 13	0 00	- 432 63	- 2,394 78	0 00
10 Jun 02	SEDOL 6858002								
28 Aug 01		- 2,000 00	11,425 81	- 13,820 37	- 1,882 13	0 00	- 432 63	- 2,394 78	0 00
25 Jul 02	TAKEFUJI CORP JPY50	- 270 00	18,114 45	- 24,593 05	0 00	- 8,235 72	1,757 12	0 00	- 8,478 80
30 Jul 02	SEDOL 6876067								
2 Jul 01		- 100 00	6,709 08	- 9,155 78	0 00	- 3,114 23	687 51	0 00	- 2,446 72
5 Jul 01		- 170 00	11,405 39	- 15,437 27	0 00	- 5,121 48	1,089 81	0 00	- 4,031 88
10 Apr 02	TAKEFUJI CORP JPY50	- 500 00	32,774 13	- 45,808 18	- 10,872 47	0 00	- 2,281 58	- 13,134 03	0 00
15 Apr 02	SEDOL 6876067								
2 Jul 01		- 300 00	19 884 48	- 27,487 33	- 6 488 15	0 00	- 1,338 70	- 7,802 85	0 00
4 Jul 01		- 200 00	13,109 65	- 18,440 83	- 4,406 32	0 00	- 824 86	- 5,331 18	0 00

867

◆ Realized Gain/Loss Detail - Taxable

Trade Date Settle Date	Security Description Acquisition Date	Shares/Par	Proceeds	Cost	Realized gain/loss			Total	
					Short Term	Market Long Term	Translation	Short Term	Long Term
Sales									
Equities									
14 Aug 02	TAKEFUJI CORP JPY50	- 300 00	21,058 38	- 26,896 23	0 00	- 7,304 65	1,368 78	0 00	- 5,937 87
19 Aug 02	SEDOL 6876067								
28 Jun 01		- 70 00	4,813 82	- 6,342 88	0 00	- 1,690 17	280 80	0 00	- 1,429 37
5 Jul 01		- 30 00	2,105 84	- 2,724 22	0 00	- 738 97	120 59	0 00	- 618 38
8 Jul 01		- 200 00	14,038 90	- 17,828 02	0 00	- 4,875 51	985 39	0 00	- 3,890 12
28 Jan 02	TOHOKU ELEC POWER Y500	- 5,500 00	68,312 05	- 88,205 40	- 13,458 28	- 7,972 88	- 8,482 11	- 17,848 18	- 12,045 17
31 Jan 02	SEDOL 8895268								
30 Jun 88		- 2,000 00	24,840 75	- 38,885 82	0 00	- 7,972 88	- 4,072 19	0 00	- 12,045 17
2 Aug 01		- 3,500 00	43,471 30	- 61,319 48	- 13,458 28	0 00	- 4,389 82	- 17,848 18	0 00
13 Mar 02	UFJ HOLDINGS NPV	- 18 00	49,082 87	- 124,138 44	- 28,748 38	- 31,053 88	- 14,273 55	- 34,288 27	- 40,804 50
18 Mar 02	SEDOL 8335223								
28 Mar 00		- 8 00	18,354 22	- 57,158 72	0 00	- 31,053 88	- 8,750 64	0 00	- 40,804 50
28 Aug 01		- 12 00	32,708 45	- 66,977 72	- 29,748 38	0 00	- 4,522 91	- 34,288 27	0 00
8 Apr 02	YOKOGAWA ELEC CORP Y50	- 3,000 00	23,210 81	- 18,237 11	0 00	5,239 38	1,734 14	0 00	6,973 50
11 Apr 02	SEDOL 8988427								
30 Jun 88		- 3,000 00	23,210 81	- 18,237 11	0 00	5,239 38	1,734 14	0 00	6,973 50
5 Apr 02	YOKOGAWA ELEC CORP Y50	- 2,000 00	15,818 51	- 10,824 74	0 00	3,853 38	1,138 39	0 00	4,781 77
10 Apr 02	SEDOL 8988427								
30 Jun 88		- 2,000 00	15,818 51	- 10,824 74	0 00	3,853 38	1,138 39	0 00	4,781 77
Total Japan			1,897,652 52	- 2,273,881 41	- 183,080.83	- 301,892.20	- 81,055 88	- 226,173 22	- 350,835 87
Netherlands									
16 Sep 02	ING GROEP NV CVA EURO 24	- 500 00	9,238 97	- 18,340 67	0 00	- 8,407 32	2,305 62	0 00	- 7,101 70
19 Sep 02	SEDOL 7154182								
25 May 01		- 500 00	9,238 97	- 18,340 67	0 00	- 8,407 32	2,305 62	0 00	- 7,101 70
20 Nov 02	ING GROEP NV CVA EURO 24	- 2,100 00	35,500 85	- 88,849 32	0 00	- 42,883 15	11,714 88	0 00	- 31,148 47
25 Nov 02	SEDOL 7154182								
13 Oct 00		- 1,400 00	23,687 23	- 43,772 38	0 00	- 27,698 18	7,593 03	0 00	- 20,105 15
25 May 01		- 700 00	11,833 82	- 22,878 84	0 00	15,184 87	4,121 85	0 00	- 11,043 32

◆ Realized Gain/Loss Detail - Taxable

Trade Date Settle Date	Security Description Acquisition Date	Shares/Par	Proceeds	Cost	Realized gain/loss			Total	
					Short Term	Market Long Term	Translation	Short Term	Long Term
Sales									
Equities									
14 Aug 02	PHILIPS ELEC(KON) EURO 20	- 670 00	13,145 47	- 23,787 98	0 00	- 13,818 98	3,177 50	0 00	- 10,642 48
19 Aug 02	SEDOL 5886822								
13 Oct 00		- 670 00	13,145 47	- 23,787 98	0 00	- 13,818 98	3,177 50	0 00	- 10,642 48
28 Jan 02	ROYAL DUTCH PETROL EURO 58(BR)	- 600 00	29,921 17	- 38,419 56	0 00	- 8,584 38	95 89	0 00	- 8,488 39
31 Jan 02	SEDOL 5202704								
13 Oct 00		- 600 00	29,921 17	- 38,419 56	0 00	- 8,584 38	95 89	0 00	- 8,488 39
Total Netherlands			87,806 48	- 145,187 51	0 00	- 74,684 84	17,293 79	0 00	- 57,391 05
New Zealand									
8 Mar 02	TELECOM CORP OF NZ NPV	- 4,800 00	9,888 40	- 10,374 53	0 00	- 163 03	- 225 10	0 00	- 388 13
11 Mar 02	SEDOL 6881438								
21 Dec 00		- 4,800 00	9,888 40	- 10,374 53	0 00	- 163 03	- 225 10	0 00	- 388 13
8 Mar 02	TELECOM CORP OF NZ NPV	- 7,517 00	16,212 75	- 16,227 48	6 13	106 44	- 127 31	18 53	- 33 27
13 Mar 02	SEDOL 6881438								
21 Dec 00		- 7,315 00	15,777 07	- 15,810 34	0 00	106 44	- 138 71	0 00	- 33 27
14 Dec 01		- 202 00	435 68	- 417 15	6 13	0 00	12 40	18 53	0 00
7 Mar 02	TELECOM CORP OF NZ NPV	- 4,800 00	10,180 34	- 10,374 53	0 00	4 68	- 198 87	0 00	- 194 19
12 Mar 02	SEDOL 6881438								
21 Dec 00		- 4,800 00	10,180 34	- 10,374 53	0 00	4 68	- 198 87	0 00	- 194 19
Total New Zealand			38,379 49	- 38,876 55	6 13	- 51 81	- 551 28	18 53	- 615 59
Norway									
28 Jan 02	GJENSIDIGE NOR SPB	- 1,300 00	38,959 39	- 25,291 96	0 00	17,776 99	- 4,109 56	0 00	13,667 43
31 Jan 02	NOK100(GRUNNFONDSBEVIS)								
30 Jun 98		- 1,200 00	35 882 51	- 22,576 13	0 00	17,412 77	- 4,028 38	0 00	13,388 38
24 Jan 01		- 100 00	2,988 88	- 2,715 83	0 00	384 22	- 83 17	0 00	281 05

698

◆ Realized Gain/Loss Detail - Taxable

Trade Date Settle Date	Security Description Acquisition Date	Shares/Par	Proceeds	Cost	Realized gain/loss			Total	
					Short Term	Market Long Term	Translation	Short Term	Long Term
Sales									
Equities									
28 Jan 02	NORSK HYDRO AS NOK20	- 1,200 00	50,081 13	- 49,481 60	0 00	9,121 11	- 8,501 59	0 00	819 53
31 Jan 02	SEDOL 4645805								
	30 Jun 98	- 1,200 00	50 081 13	- 49,481 60	0 00	9 121 11	- 8,501 58	0 00	819 53
Total Norway			89,040.52	- 74,753 58	0 00	28,898 10	- 12,811 14	0 00	14,288 98
Portugal									
4 Mar 02	BCO ESPIRITO SANTO EUR5(REGD)	- 1,830 00	18 147 21	- 31,853 80	0 00	- 11,381 89	- 4,324 60	0 00	- 15,708 59
7 Mar 02	SEDOL 4059081								
	19 Jan 00	- 250 00	2,478 57	- 2,488 85	0 00	98 03	- 108 41	0 00	- 10 38
	19 Jan 00	- 390 00	3,764 38	0 00	0 00	3,764 38	0 00	0 00	3,764 38
	19 Jan 00	- 1,000 00	8 908 28	- 29,388 85	0 00	- 15,242 40	- 4,218 18	0 00	- 19,460 58
4 Mar 02	ELEC DE PORTUGAL EUR1(REGD)	- 10,000 00	20,275 54	- 33,398 88	0 00	- 8,328 01	- 4,797 33	0 00	- 13,123 34
7 Mar 02	SEDOL 4103598								
	19 Jan 00	- 10,000 00	20,275 54	- 33,398 88	0 00	- 8,328 01	- 4,797 33	0 00	- 13,123 34
17 Jul 02	PORTUCEL EMP PROD EUR1	- 15,000 00	18,813 39	- 23,455 03	0 00	- 4,837 13	- 4 51	0 00	- 4,841 64
19 Jul 02	SEDOL 7018556								
	19 Jan 00	- 15,000 00	18 813 39	- 23,455 03	0 00	- 4,837 13	- 4 51	0 00	- 4,841 64
Total Portugal			55,238 14	- 88,707 71	0 00	- 24,345 13	- 9,128 44	0 00	- 33,471 57
Spain									
21 Jun 02	BBVA(BILB-VIZ-ARG) EURO 49	- 3,000 00	33 481 57	- 22,472 48	0 00	18,202 38	- 5,213 25	0 00	10,989 11
27 Jun 02	SEDOL 5501908								
	30 Jun 98	- 3,000 00	33,481 57	- 22,472 48	0 00	18,202 38	- 5,213 25	0 00	10,989 11
20 Nov 02	IBERDROLA SA EUR3	- 2,100 00	27 097 29	- 30,420 15	0 00	- 7,188 60	3,883 74	0 00	- 3,322 86
25 Nov 02	SEDOL 4424840								
	20 Mar 01	- 2,100 00	27,097 29	- 30,420 15	0 00	- 7,188 60	3,883 74	0 00	- 3,322 86

870

Realized Gain/Loss Detail - Taxable

Trade Date Security Description Shares/Par Proceeds Cost Short Term Long Term Translation Short Term Long Term Total

Sales

Equities

12 Apr 02	REP SOL YPF SA EUR1	17,155 81	- 15,474 54	7,282 87	- 5,601 40	1,681 27
17 Apr 02	SEDOL 5669354					
30 Jun 98		17,155 81	- 15,474 54	7,282 87	- 5,601 40	1,681 27
10 Apr 02	REP SOL YPF SA EUR1	28,155 49	- 51,089 83	14,747 57	- 8,188 57	- 22,834 14
15 Apr 02	SEDOL 5669354					
11 Nov 99		28,155 49	- 51,089 83	14,747 57	- 8,188 57	- 22,834 14
11 Apr 02	REP SOL YPF SA EUR1	15,853 41	- 14,388 21	8,732 18	5,247 88	1,484 20
18 Apr 02	SEDOL 5669354					
30 Jun 98		15,853 41	- 14,388 21	8,732 18	5,247 88	1,484 20
Total Spain						
		121,723.57	- 133,828.89	8,283.02	- 20,385.44	- 12,102.42

Sweden

3 Dec 02	NORDEA ORD EUR0 39832	10,313 85	- 11,080 71	- 2,681 58	1,904 70	- 778 88
8 Dec 02	SEDOL 5380031					
8 Feb 02		10,313 85	- 11,080 71	- 2,681 58	1,904 70	- 778 88
2 Dec 02	NORDEA ORD EUR0 39832	10,208 04	- 10,588 59	- 2,187 70	1,818 15	- 378 55
6 Dec 02	SEDOL 5380031					
8 Feb 02		10,208 04	- 10,588 59	- 2,187 70	1,818 15	- 378 55
5 Dec 02	NORDEA ORD EUR0 39832	11,884 58	- 13,188 53	- 1,522 47	330 52	- 1,181 85
10 Dec 02	SEDOL 5380031					
8 Jul 02		11,884 58	- 13,188 53	- 1,522 47	330 52	- 1,181 85
4 Dec 02	NORDEA ORD EUR0 39832	10,307 77	- 11,440 78	- 1,847 80	814 58	- 1,133 01
8 Dec 02	SEDOL 5380031					
8 Feb 02		10,307 77	- 11,440 78	- 1,847 80	814 58	- 1,133 01
8 Jul 02		3,279 75	- 3,528 88	- 858 42	609 31	- 249 11
8 Jul 02		7,028 02	- 7,811 82	- 1,089 18	205 28	- 883 80
Total Sweden						
		42,824.24	- 48,204.81	- 8,249.33	4,888.86	- 3,480.37

178

◆ Realized Gain/Loss Detail - Taxable

Trade Date Settle Date	Security Description Acquisition Date	Shares/Par	Proceeds	Cost	Realized gain/loss			Total	
					Short Term	Market Long Term	Translation	Short Term	Long Term
Sales									
Equities									
Switzerland									
28 Jun 02	GIVAUDAN AG CHF10	- 70 00	28,138 17	- 22,251 37	3,043 84	0 00	2,842 98	5,888 80	0 00
3 Jul 02	SEDOL 5980813								
7 Mar 02		- 70 00	28,138 17	- 22,251 37	3,043 84	0 00	2,842 98	5,888 80	0 00
22 May 02	GIVAUDAN AG CHF10	- 30 00	11,848 79	- 9,538 30	1,479 01	0 00	633 48	2,112 49	0 00
27 May 02	SEDOL 5980813								
7 Mar 02		- 30 00	11,848 79	- 9,538 30	1,479 01	0 00	633 48	2,112 49	0 00
2 Oct 02	NOVARTIS AG CHF0 50(REGD)	- 1,500 00	60,599 41	- 59,414 52	- 8,140 60	0 00	7,325 49	1,184 89	0 00
7 Oct 02	SEDOL 7103085								
25 Mar 02		- 1,000 00	40,399 81	- 40,131 38	- 4,801 07	0 00	4,868 30	268 23	0 00
11 Apr 02		- 500 00	20,189 80	- 19,283 14	- 1,539 53	0 00	2,456 19	916 66	0 00
25 Jul 02	SWISS REINSURANCE CHF0 1(REGD)	- 400 00	30,378 11	- 37,018 18	- 11,976 69	0 00	5,338 64	- 8,840 05	0 00
30 Jul 02	SEDOL 7189816								
26 Mar 02		- 400 00	30,378 11	- 37,018 18	11,976 69	0 00	5,338 64	- 8,840 05	0 00
Total Switzerland			130,764 48	- 128,220 35	- 13,594 44	0 00	16,138 57	2,544 13	0 00
United Kingdom									
23 Oct 02	ASTRAZENECA USD PAR 25	- 700 00	25,342 88	- 31,377 29	0 00	- 7,981 42	1,928 81	0 00	- 8,034 81
28 Oct 02	SEDOL 0989529								
29 Jan 01		- 700 00	25,342 88	- 31,377 29	0 00	- 7,981 42	1,928 81	0 00	- 8,034 81
25 Jun 02	ASTRAZENECA USD PAR 25	- 300 00	12,044 51	- 13,447 41	0 00	- 1,838 81	436 01	0 00	- 1,402 80
28 Jun 02	SEDOL 0989529								
28 Jan 01		- 300 00	12,044 51	- 13,447 41	0 00	- 1,838 81	436 01	0 00	- 1,402 80
5 Feb 02	AVIVA ORD GBP0 25	- 1,000 00	11,366 98	- 15,459 17	0 00	- 2,015 18	- 2,077 03	0 00	- 4,092 19
8 Feb 02	SEDOL 0216238								
30 Jun 98		- 1,000 00	11,366 98	- 15,459 17	0 00	- 2,015 18	- 2,077 03	0 00	- 4,082 19

87a

◆ Realized Gain/Loss Detail - Taxable

Trade Date Settle Date	Security Description Acquisition Date	Shares/Par	Proceeds	Cost	Realized gain/loss			Total	
					Short Term	Market Long Term	Translation	Short Term	Long Term
Sales									
Equities									
28 Jan 02	AVIVA ORD GBP0 25	- 4,500 00	54,283 48	- 68,588 27	0 00	- 5,858 08	- 8,818 72	0 00	- 15,272 81
31 Jan 02	SEDOL 0218238								
	30 Jun 98	- 4,500 00	54,283 48	- 68,588 27	0 00	- 5,858 08	- 8,818 72	0 00	- 15,272 81
18 Mar 02	AVIVA ORD GBP0 25	- 1,008 00	11,201 14	- 15,598 31	0 00	- 2,381 07	- 2,018 10	0 00	- 4,397 17
22 Mar 02	SEDOL 0218238								
	30 Jun 98	- 1,008 00	11,201 14	- 15,598 31	0 00	- 2,381 07	- 2,018 10	0 00	- 4,397 17
23 Sep 02	BRIT AMER TOBACCO ORD GBP0 25	- 3,000 00	32,434 73	- 23,383 77	0 00	7,015 11	2,055 85	0 00	9,070 98
28 Sep 02	SEDOL 0287580								
	21 Mar 01	- 3,000 00	32,434 73	- 23,383 77	0 00	7,015 11	2,055 85	0 00	9,070 98
31 Oct 02	BRIT AMER TOBACCO ORD GBP0 25	- 1,400 00	14,150 55	- 10,903 08	0 00	2,263 32	884 14	0 00	3,247 48
5 Nov 02	SEDOL 0287580								
	21 Mar 01	- 1,400 00	14,150 55	- 10,903 08	0 00	2,263 32	884 14	0 00	3,247 48
25 Jun 02	BRIT AMER TOBACCO ORD GBP0 25	- 4,000 00	44,152 82	- 31,151 88	0 00	11,340 88	1,860 58	0 00	13,001 24
28 Jun 02	SEDOL 0287580								
	21 Mar 01	- 4,000 00	44,152 82	- 31,151 88	0 00	11,340 88	1,860 58	0 00	13,001 24
25 Jun 02	GLAXOSMITHKLINE ORD GBP0 25	- 600 00	12,408 82	- 14,448 78	- 2,828 87	0 00	788 81	- 2,039 86	0 00
28 Jun 02	SEDOL 0825288								
	25 Mar 02	- 600 00	12,408 82	- 14,448 78	- 2,828 87	0 00	788 81	- 2,039 86	0 00
18 Apr 02	MMO2 ORD GBP0 001	- 8,917 00	5,818 55	- 28,412 31	0 00	- 17,681 78	- 3,111 88	0 00	- 20,793 78
19 Apr 02	SEDOL 3087271								
	24 Jan 00	- 5,000 00	4,081 41	- 19,248 28	0 00	- 12,707 05	- 2,479 82	0 00	- 15,186 87
	14 Feb 00	- 17 00	13 81	- 52 42	0 00	- 33 48	- 5 15	0 00	- 38 81
	22 Mar 00	- 1,800 00	1,543 33	- 7,111 81	0 00	- 4,941 27	- 627 01	0 00	- 5,568 28
28 Jan 02	REXAM ORD GBX84 285714	- 8,300 00	53,701 80	- 35,377 33	0 00	20,758 48	- 2,432 02	0 00	18,324 47
31 Jan 02	SEDOL 0425045								
	7 Jun 00	- 3,800 00	22,520 11	- 15,087 27	0 00	8,582 22	- 1,129 38	0 00	7,452 84
	9 Jun 00	- 2,700 00	15,590 84	- 10,178 18	0 00	8,083 30	- 870 84	0 00	5,412 88
	15 Jun 00	- 2,700 00	15,590 85	- 10,131 88	0 00	6,090 97	- 832 00	0 00	5,458 97

873

◆ Realized Gain/Loss Detail - Taxable

Trade Date Settle Date	Security Description Acquisition Date	Shares/Par	Proceeds	Cost	Realized gain/loss			Total	
					Short Term	Market Long Term	Translation	Short Term	Long Term
Sales									
Equities									
25 Jun 02	ROYAL BK SCOTLAND ORD GBP0 25	- 2,000 00	55,485 14	- 48,401 12	0 00	8,322 08	2,781 93	0 00	9,084 02
28 Jun 02	SEDOL 0754783								
29 May 01		- 600 00	18,845 54	- 14,050 04	0 00	1 763 05	832 45	0 00	2,595 50
30 May 01		- 900 00	24,868 31	- 20,749 43	0 00	2 853 92	1,284 86	0 00	4,218 88
31 May 01		- 500 00	13,871 29	- 11,601 65	0 00	1 605 12	684 52	0 00	2,289 64
23 Sep 02	ROYAL&SUN ALLIANCE ORD GBP0 275	- 10,000 00	15,554 91	- 104,409 67	0 00	- 83,883 52	- 4,871 24	0 00	- 88,854 78
28 Sep 02	SEDOL 0861689								
30 Jun 98		- 10,000 00	15,554 91	- 104,409 67	0 00	- 83,883 52	- 4,871 24	0 00	- 88,854 78
22 May 02	SHELL TRNSPT&TRDG ORD GBP0 25(REGD)	- 8,500 00	85,206 77	- 51,181 68	0 00	20,830 05	- 6,784 88	0 00	14,045 09
27 May 02	SEDOL 0803414								
30 Jun 98		- 8,500 00	85,206 77	- 51,181 68	0 00	20,830 05	- 6,784 88	0 00	14,045 09
28 Jan 02	SMITH & NEPHEW ORD GBP0 1222	- 12,000 00	68,295 44	- 38,284 14	0 00	33,224 43	- 5,213 13	0 00	28,011 30
31 Jan 02	SEDOL 0922320								
30 Jun 98		- 12,000 00	68,295 44	- 38,284 14	0 00	33,224 43	- 5,213 13	0 00	28,011 30
25 Jun 02	UNILEVER PLC ORD GBP0 014	- 2,000 00	17,725 57	- 16,162 48	500 87	0 00	1,062 42	1,583 09	0 00
28 Jun 02	SEDOL 0574873								
8 Feb 02		- 2,000 00	17,725 57	- 16,162 48	500 87	0 00	1,062 42	1,583 09	0 00
28 Jan 02	VODAFONE GROUP ORD USD0 10	- 15,000 00	34,284 89	- 51,241 35	0 00	- 14,830 04	- 2,126 32	0 00	- 16,956 38
31 Jan 02	SEDOL 0719210								
24 Jan 01		- 15,000 00	34,284 89	- 51,241 35	0 00	- 14,830 04	- 2,126 32	0 00	- 16,956 38
Total United Kingdom			531,268 98	- 594,765 85	- 2,328 20	- 34,695 84	- 28,572 85	- 478 87	- 63,020 02
Total S/T translation gain/loss for Equities							- 24,254 97		
Total L/T translation gain/loss for Equities							- 320,392 73		

874

◆ Realized Gain/Loss Detail - Taxable

Trade Date Value Date	Security Description Acquisition Date	Shares/Par	Proceeds	Cost	Realized gain/loss			Total	
					Short Term	Market Long Term	Translation	Short Term	Long Term

Mark-to-Markets

Futures

Futures

Australian dollar

3 Jan 02 3 Jan 02	Mark-to-Markets	AUD	0 00	- 348 57	0 00	- 138 83	- 207 84	0 00	- 138 83	- 207 84
15 Jan 02 15 Jan 02	Mark-to-Markets	AUD	0 00	- 248 21	0 00	- 88 48	- 147 73	0 00	- 88 48	- 147 73
10 Jan 02 10 Jan 02	Mark-to-Markets	AUD	0 00	65 37	0 00	28 15	39 22	0 00	28 15	39 22
17 Jan 02 17 Jan 02	Mark-to-Markets	AUD	0 00	- 360 57	0 00	- 144 23	- 218 34	0 00	- 144 23	- 218 34
2 Jan 02 2 Jan 02	Mark-to-Markets	AUD	0 00	318 93	0 00	127 97	191 86	0 00	127 87	191 88
18 Jan 02 18 Jan 02	Mark-to-Markets	AUD	0 00	285 03	0 00	114 01	171 02	0 00	114 01	171 02
14 Jan 02 14 Jan 02	Mark-to-Markets	AUD	0 00	- 52 09	0 00	- 20 84	- 31 25	0 00	- 20 84	- 31 25
4 Jan 02 4 Jan 02	Mark-to-Markets	AUD	0 00	372 83	0 00	149 13	223 70	0 00	149 13	223 70
9 Jan 02 9 Jan 02	Mark-to-Markets	AUD	0 00	- 130 63	0 00	- 52 25	- 78 38	0 00	- 52 25	- 78 38
8 Jan 02 8 Jan 02	Mark-to-Markets	AUD	0 00	- 414 85	0 00	- 165 88	- 248 97	0 00	- 165 88	- 248 97

876

◆ Realized Gain/Loss Detail - Taxable

Trade Date Value Date	Security Description Acquisition Date	Shares/Par	Proceeds	Cost	Realized gain/loss			Total	
					Short Term	Market Long Term	Translation	Short Term	Long Term

Mark-to-Markets

Futures

7 Jan 02	Mark-to-Markets	AUD	0 00	248 24	0 00	88 50	147 74	0 00	88 50	147 74
7 Jan 02										
Total Australian dollar				- 261 62	0 00	- 104 65	- 168 97	0 00	- 104 65	- 168 97

Euro

25 Oct 02	Mark-to-Markets	EUR	0 00	- 730 50	0 00	- 292 20	- 438 30	0 00	- 292 20	- 438 30
25 Oct 02										
9 Dec 02	Mark-to-Markets	EUR	0 00	- 5,382 27	0 00	- 2,156 81	- 3,235 38	0 00	- 2,156 81	- 3,235 38
9 Dec 02										
23 Apr 02	Mark-to-Markets	EUR	0 00	- 71 10	0 00	- 28 44	- 42 66	0 00	- 28 44	- 42 66
23 Apr 02										
23 Oct 02	Mark-to-Markets	EUR	0 00	- 3,175 40	0 00	- 1,270 16	- 1,905 24	0 00	- 1,270 16	- 1,905 24
23 Oct 02										
22 May 02	Mark-to-Markets	EUR	0 00	- 587 61	0 00	- 235 04	- 352 57	0 00	- 235 04	- 352 57
22 May 02										
18 Dec 02	Mark-to-Markets	EUR	0 00	- 2,833 84	0 00	- 1,173 58	- 1,760 38	0 00	- 1 173 58	- 1,760 38
18 Dec 02										
2 Apr 02	Mark-to-Markets	EUR	0 00	- 158 31	0 00	- 63 32	- 84 98	0 00	- 63 32	- 84 98
2 Apr 02										
20 Dec 02	Mark-to-Markets	EUR	0 00	4,204 13	0 00	1,681 65	2,522 48	0 00	1,681 65	2 522 48
20 Dec 02										
30 Jul 02	Mark-to-Markets	EUR	0 00	- 439 96	0 00	- 175 88	- 263 88	0 00	- 175 88	- 263 88
30 Jul 02										

◆ Realized Gain/Loss Detail - Taxable

Trade Date Value Date	Security Description Acquisition Date	Shares/Par	Proceeds	Cost	Realized gain/loss			Total	
					Short Term	Market Long Term	Translation	Short Term	Long Term
<i>Mark-to-Markets</i>									
Futures									
24 Apr 02 24 Apr 02	Mark-to-Markets EUR	0 00	- 444 72	0 00	- 177 89	- 266 83	0 00	- 177 89	- 266 83
14 Aug 02 14 Aug 02	Mark-to-Markets EUR	0 00	- 2,434 35	0 00	- 873 74	- 1,480 61	0 00	- 873 74	- 1,480 61
30 Oct 02 30 Oct 02	Mark-to-Markets EUR	0 00	3,890 65	0 00	1,596 26	2,384 39	0 00	1,596 26	2,384 39
25 Apr 02 25 Apr 02	Mark-to-Markets EUR	0 00	- 1,177 43	0 00	- 470 97	- 706 46	0 00	- 470 97	- 706 46
12 Sep 02 12 Sep 02	Mark-to-Markets EUR	0 00	- 3,352 54	0 00	- 1,341 02	- 2,011 52	0 00	- 1,341 02	- 2,011 52
8 Aug 02 8 Aug 02	Mark-to-Markets EUR	0 00	5,765 38	0 00	2,306 14	3,459 22	0 00	2,306 14	3,459 22
8 Jul 02 9 Jul 02	Mark-to-Markets EUR	0 00	- 2,181 42	0 00	- 884 57	- 1,296 85	0 00	- 884 57	- 1,296 85
8 Apr 02 8 Apr 02	Mark-to-Markets EUR	0 00	- 914 31	0 00	- 385 72	- 548 59	0 00	- 385 72	- 548 59
3 Sep 02 3 Sep 02	Mark-to-Markets EUR	0 00	- 4,341 19	0 00	- 1,738 48	- 2,604 71	0 00	- 1,738 48	- 2,604 71
18 Nov 02 18 Nov 02	Mark-to-Markets EUR	0 00	2 013 00	0 00	805 20	1,207 80	0 00	805 20	1,207 80
20 Nov 02 20 Nov 02	Mark-to-Markets EUR	0 00	- 253 01	0 00	- 101 20	- 151 81	0 00	- 101 20	- 151 81

878

Realized gain/loss -----
 Market -----
 Short Term -----
 Long Term -----
 Translation -----
 Short Term -----
 Long Term -----
 Total -----
 Value Date Security Description Shares/Par Proceeds Cost

Mark-to-Markets

Futures

13 Dec 02	Mark-to-Markets	EUR	0.00	- 572.08	- 228.83	- 343.25	0.00	- 228.83	- 343.25
11 Jul 02	Mark-to-Markets	EUR	0.00	- 1,007.19	- 402.88	- 604.31	0.00	- 402.88	- 604.31
21 Nov 02	Mark-to-Markets	EUR	0.00	3,784.26	1,505.70	2,258.58	0.00	1,505.70	2,258.58
20 May 02	Mark-to-Markets	EUR	0.00	- 442.05	- 178.82	- 265.23	0.00	- 178.82	- 265.23
15 Apr 02	Mark-to-Markets	EUR	0.00	688.20	274.48	411.72	0.00	274.48	411.72
13 Sep 02	Mark-to-Markets	EUR	0.00	- 1,200.84	- 480.34	- 720.50	0.00	- 480.34	- 720.50
24 Jul 02	Mark-to-Markets	EUR	0.00	1,180.33	478.13	714.20	0.00	478.13	714.20
13 May 02	Mark-to-Markets	EUR	0.00	1,681.20	684.48	896.72	0.00	684.48	896.72
27 Dec 02	Mark-to-Markets	EUR	0.00	- 5,218.90	- 2,087.88	- 3,131.84	0.00	- 2,087.88	- 3,131.84
5 Jul 02	Mark-to-Markets	EUR	0.00	4,841.87	1,858.75	2,785.12	0.00	1,858.75	2,785.12
21 Oct 02	Mark-to-Markets	EUR	0.00	3,060.88	1,224.34	1,838.52	0.00	1,224.34	1,838.52

678

◆ Realized Gain/Loss Detail - Taxable

Trade Date Value Date	Security Description Acquisition Date	Shares/Par	Proceeds	Cost	Realized gain/loss			Total	
					Short Term	Market Long Term	Translation	Short Term	Long Term
Mark-to-Markets									
Futures									
22 Aug 02 22 Aug 02	Mark-to-Markets EUR	0 00	823 88	0 00	329 54	494 32	0 00	329 54	494 32
7 Jun 02 7 Jun 02	Mark-to-Markets EUR	0 00	- 1,379 62	0 00	- 551 85	- 827 77	0 00	- 551 85	- 827 77
18 Oct 02 18 Oct 02	Mark-to-Markets EUR	0 00	- 2 407 24	0 00	- 882 80	- 1 444 34	0 00	- 882 80	- 1 444 34
18 May 02 18 May 02	Mark-to-Markets EUR	0 00	- 852 48	0 00	- 340 89	- 511 49	0 00	- 340 89	- 511 49
3 Jun 02 3 Jun 02	Mark-to-Markets EUR	0 00	- 852 93	0 00	- 381 17	- 571 78	0 00	- 381 17	- 571 78
27 Aug 02 27 Aug 02	Mark-to-Markets EUR	0 00	1 138 05	0 00	455 22	882 83	0 00	455 22	882 83
5 Dec 02 5 Dec 02	Mark-to-Markets EUR	0 00	- 2,600 00	0 00	- 1,040 00	- 1 560 00	0 00	- 1,040 00	- 1,560 00
14 Oct 02 14 Oct 02	Mark-to-Markets EUR	0 00	- 3,499 60	0 00	- 1 399 84	- 2,099 78	0 00	- 1,399 84	- 2,099 78
13 Dec 02 13 Dec 02	Mark-to-Markets EUR	0 00	- 710 99	0 00	- 284 40	- 426 59	0 00	- 284 40	- 426 59
4 Jun 02 4 Jun 02	Mark-to-Markets EUR	0 00	- 1,851 03	0 00	- 780 41	- 1 170 62	0 00	- 780 41	- 1,170 62
7 Oct 02 7 Oct 02	Mark-to-Markets EUR	0 00	1 483 27	0 00	593 31	889 98	0 00	593 31	889 98

088

◆ Realized Gain/Loss Detail - Taxable

Trade Date Value Date	Security Description Acquisition Date	Shares/Par	Proceeds	Cost	Realized gain/loss			Total	
					Short Term	Market Long Term	Translation	Short Term	Long Term
Mark-to-Markets									
Futures									
12 Jul 02 12 Jul 02	Mark-to-Markets EUR	0 00	- 1,127 78	0 00	- 451 12	- 676 67	0 00	- 451 12	- 676 67
8 Oct 02 8 Oct 02	Mark-to-Markets EUR	0 00	- 1,719 37	0 00	- 687 75	- 1,031 82	0 00	- 687 75	- 1,031 82
30 Sep 02 30 Sep 02	Mark-to-Markets EUR	0 00	- 1,521 88	0 00	- 608 74	- 913 12	0 00	- 608 74	- 913 12
2 Jul 02 2 Jul 02	Mark-to-Markets EUR	0 00	- 3,524 87	0 00	- 1,409 87	- 2,114 80	0 00	- 1,409 87	- 2,114 80
3 Apr 02 3 Apr 02	Mark-to-Markets EUR	0 00	- 35 25	0 00	- 14 10	- 21 15	0 00	- 14 10	- 21 15
10 Jul 02 10 Jul 02	Mark-to-Markets EUR	0 00	- 3,813 87	0 00	- 1,525 55	- 2,288 32	0 00	- 1,525 55	- 2,288 32
26 Sep 02 26 Sep 02	Mark-to-Markets EUR	0 00	1,558 93	0 00	622 77	934 16	0 00	622 77	934 16
4 Dec 02 4 Dec 02	Mark-to-Markets EUR	0 00	- 99 72	0 00	- 38 89	- 59 83	0 00	- 38 89	- 59 83
1 Oct 02 1 Oct 02	Mark-to-Markets EUR	0 00	2,905 45	0 00	1,162 18	1,743 27	0 00	1,162 18	1,743 27
2 Dec 02 2 Dec 02	Mark-to-Markets EUR	0 00	696 32	0 00	278 53	417 78	0 00	278 53	417 78
11 Nov 02 11 Nov 02	Mark-to-Markets EUR	0 00	- 1,083 44	0 00	- 425 38	- 638 06	0 00	- 425 38	- 638 06

◆ Realized Gain/Loss Detail - Taxable

Trade Date Value Date	Security Description Acquisition Date	Shares/Par	Proceeds	Cost	Realized gain/loss			Total	
					Short Term	Market Long Term	Translation	Short Term	Long Term

Mark-to-Markets

Futures

19 Sep 02 19 Sep 02	Mark-to-Markets	EUR	0 00	- 1,876 70	0 00	- 750 68	- 1,126 02	0 00	- 750 68	- 1,126 02
3 Oct 02 3 Oct 02	Mark-to-Markets	EUR	0 00	- 1 535 97	0 00	- 814 39	- 821 58	0 00	- 814 39	- 921 59
19 Apr 02 19 Apr 02	Mark-to-Markets	EUR	0 00	730 33	0 00	292 13	438 20	0 00	292 13	438 20
8 May 02 8 May 02	Mark-to-Markets	EUR	0 00	- 255 81	0 00	- 102 24	- 153 37	0 00	- 102 24	- 153 37
14 May 02 14 May 02	Mark-to-Markets	EUR	0 00	1,058 63	0 00	422 65	633 88	0 00	422 65	633 88
19 Jun 02 19 Jun 02	Mark-to-Markets	EUR	0 00	- 2,389 59	0 00	- 955 84	- 1,433 75	0 00	- 955 84	- 1,433 75
20 Aug 02 20 Aug 02	Mark-to-Markets	EUR	0 00	- 1,728 04	0 00	- 691 22	- 1,038 82	0 00	691 22	- 1,038 82
28 Aug 02 28 Aug 02	Mark-to-Markets	EUR	0 00	- 1,560 26	0 00	- 824 10	- 938 16	0 00	- 824 10	- 938 18
8 Sep 02 8 Sep 02	Mark-to-Markets	EUR	0 00	3 332 44	0 00	1,332 88	1,989 46	0 00	1 332 88	1,989 46
28 May 02 28 May 02	Mark-to-Markets	EUR	0 00	- 717 38	0 00	- 288 94	- 430 42	0 00	- 288 94	- 430 42
31 Jul 02 31 Jul 02	Mark-to-Markets	EUR	0 00	- 2 013 28	0 00	- 805 31	- 1,207 97	0 00	805 31	- 1,207 97

882

◆ Realized Gain/Loss Detail - Taxable

Trade Date Value Date	Security Description Acquisition Date	Shares/Par	Proceeds	Cost	Realized gain/loss			Total	
					Short Term	Market Long Term	Translation	Short Term	Long Term
Mark-to-Markets									
Futures									
23 Aug 02 23 Aug 02	Mark-to-Markets EUR	0 00	- 1,779 48	0 00	- 711 80	- 1,067 69	0 00	- 711 80	- 1,067 69
4 Apr 02 4 Apr 02	Mark-to-Markets EUR	0 00	- 868 77	0 00	- 387 51	- 581 26	0 00	- 387 51	- 581 26
3 Dec 02 3 Dec 02	Mark-to-Markets EUR	0 00	- 3,181 45	0 00	- 1,272 58	- 1,908 87	0 00	- 1,272 58	- 1,908 87
27 May 02 27 May 02	Mark-to-Markets EUR	0 00	408 03	0 00	162 41	243 62	0 00	162 41	243 62
11 Sep 02 11 Sep 02	Mark-to-Markets EUR	0 00	2 015 97	0 00	806 39	1,209 58	0 00	806 39	1,209 58
28 Aug 02 28 Aug 02	Mark-to-Markets EUR	0 00	- 175 07	0 00	- 70 03	- 105 04	0 00	- 70 03	- 105 04
30 May 02 30 May 02	Mark-to-Markets EUR	0 00	- 1,938 88	0 00	- 775 54	- 1,163 32	0 00	- 775 54	- 1,163 32
18 Sep 02 18 Sep 02	Mark-to-Markets EUR	0 00	- 2,078 41	0 00	- 831 36	- 1,247 05	0 00	- 831 36	- 1,247 05
5 Sep 02 5 Sep 02	Mark-to-Markets EUR	0 00	- 828 08	0 00	- 250 42	- 375 64	0 00	- 250 42	- 375 64
30 Aug 02 30 Aug 02	Mark-to-Markets EUR	0 00	844 68	0 00	377 87	568 81	0 00	377 87	568 81
19 Nov 02 19 Nov 02	Mark-to-Markets EUR	0 00	50 43	0 00	20 17	30 28	0 00	20 17	30 28

883

◆ Realized Gain/Loss Detail - Taxable

Trade Date Value Date	Security Description Acquisition Date	Shares/Par	Proceeds	Cost	Realized gain/loss			Total	
					Short Term	Market Long Term	Translation	Short Term	Long Term
Mark-to-Markets									
Futures									
2 May 02 2 May 02	Mark-to-Markets EUR	0 00	- 724 95	0 00	- 289 98	- 434 97	0 00	- 289 98	- 434 97
29 Apr 02 28 Apr 02	Mark-to-Markets EUR	0 00	- 197 70	0 00	- 78 08	- 118 62	0 00	- 79 08	- 118 62
7 May 02 7 May 02	Mark-to-Markets EUR	0 00	- 238 14	0 00	- 95 26	- 142 88	0 00	- 95 26	- 142 88
27 Nov 02 27 Nov 02	Mark-to-Markets EUR	0 00	5 559 69	0 00	2,223 88	3,335 81	0 00	2 223 88	3,335 81
12 Aug 02 12 Aug 02	Mark-to-Markets EUR	0 00	- 2 771 34	0 00	- 1,108 54	- 1,662 80	0 00	- 1,108 54	- 1,662 80
31 Oct 02 31 Oct 02	Mark-to-Markets EUR	0 00	1,818 75	0 00	727 80	1,091 85	0 00	727 90	1,091 85
28 Oct 02 28 Oct 02	Mark-to-Markets EUR	0 00	2 980 46	0 00	1,182 18	1,788 28	0 00	1,182 18	1,788 28
15 Aug 02 15 Aug 02	Mark-to-Markets EUR	0 00	1,953 95	0 00	781 58	1,172 37	0 00	781 58	1,172 37
10 Sep 02 10 Sep 02	Mark-to-Markets EUR	0 00	1 619 64	0 00	647 88	971 78	0 00	647 88	971 78
28 Jun 02 28 Jun 02	Mark-to-Markets EUR	0 00	- 2 328 48	0 00	- 931 38	- 1,397 08	0 00	- 931 38	- 1 397 08
20 Jun 02 20 Jun 02	Mark-to-Markets EUR	0 00	- 1,404 58	0 00	- 581 83	- 842 75	0 00	- 581 83	- 842 75

488

◆ Realized Gain/Loss Detail - Taxable

Trade Date Value Date	Security Description Acquisition Date	Shares/Par	Proceeds	Cost	Realized gain/loss			Total	
					Short Term	Market Long Term	Translation	Short Term	Long Term
Mark-to-Markets									
Futures									
2 Aug 02 2 Aug 02	Mark-to-Markets EUR	0 00	- 1,768 13	0 00	- 707 25	- 1,060 88	0 00	- 707 25	- 1,060 88
8 Oct 02 8 Oct 02	Mark-to-Markets EUR	0 00	- 1,418 88	0 00	- 567 56	- 851 33	0 00	- 567 56	- 851 33
18 Jun 02 18 Jun 02	Mark-to-Markets EUR	0 00	- 181 74	0 00	- 72 70	- 109 04	0 00	- 72 70	- 109 04
18 Dec 02 18 Dec 02	Mark-to-Markets EUR	0 00	- 2,311 20	0 00	- 824 48	- 1,388 72	0 00	- 824 48	- 1,388 72
18 Sep 02 18 Sep 02	Mark-to-Markets EUR	0 00	- 1,025 02	0 00	- 410 01	- 615 01	0 00	- 410 01	- 615 01
26 Jun 02 26 Jun 02	Mark-to-Markets EUR	0 00	3,275 88	0 00	1,310 35	1,965 53	0 00	1,310 35	1,965 53
2 Oct 02 2 Oct 02	Mark-to-Markets EUR	0 00	1,289 78	0 00	515 90	773 88	0 00	515 90	773 88
14 Jun 02 14 Jun 02	Mark-to-Markets EUR	0 00	- 2,326 54	0 00	- 830 62	- 1,395 92	0 00	- 830 62	- 1,395 92
10 Dec 02 10 Dec 02	Mark-to-Markets EUR	0 00	2,770 47	0 00	1,108 18	1,662 28	0 00	1,108 18	1,662 28
25 Sep 02 25 Sep 02	Mark-to-Markets EUR	0 00	2,284 95	0 00	917 98	1,378 97	0 00	917 98	1,378 97
28 Nov 02 28 Nov 02	Mark-to-Markets EUR	0 00	- 4,783 03	0 00	- 1,805 21	- 2,857 82	0 00	- 1,805 21	- 2,857 82

885

◆ Realized Gain/Loss Detail - Taxable

Trade Date	Security Description	Shares/Par	Proceeds	Cost	Realized gain/loss			Total	
					Short Term	Market Long Term	Translation	Short Term	Long Term
Value Date	Acquisition Date								

Mark-to-Markets

Futures

17 Jul 02 17 Jul 02	Mark-to-Markets	EUR	0 00	3,092 59	0 00	1,237 04	1,855 55	0 00	1,237 04	1,855 55
11 Oct 02 11 Oct 02	Mark-to-Markets	EUR	0 00	6,846 81	0 00	2,738 72	4,108 09	0 00	2,738 72	4,108 09
24 Sep 02 24 Sep 02	Mark-to-Markets	EUR	0 00	- 177 07	0 00	- 70 83	- 108 24	0 00	- 70 83	- 108 24
29 Oct 02 29 Oct 02	Mark-to-Markets	EUR	0 00	- 6,340 99	0 00	- 2,536 40	- 3,804 59	0 00	- 2,536 40	- 3,804 59
29 May 02 29 May 02	Mark-to-Markets	EUR	0 00	- 74 31	0 00	- 29 72	- 44 59	0 00	- 29 72	- 44 59
13 Nov 02 13 Nov 02	Mark-to-Markets	EUR	0 00	- 1,161 81	0 00	- 464 64	- 696 97	0 00	- 464 64	- 696 97
30 Dec 02 30 Dec 02	Mark-to-Markets	EUR	0 00	1,821 05	0 00	728 42	1,092 63	0 00	728 42	1,092 63
19 Jul 02 19 Jul 02	Mark-to-Markets	EUR	0 00	- 4,929 13	0 00	- 1,971 85	- 2,957 48	0 00	- 1,971 85	- 2,957 48
16 Sep 02 16 Sep 02	Mark-to-Markets	EUR	0 00	- 499 08	0 00	- 199 62	- 299 44	0 00	- 199 62	- 299 44
2 Sep 02 2 Sep 02	Mark-to-Markets	EUR	0 00	- 2,235 99	0 00	894 40	- 1,341 59	0 00	- 894 40	- 1,341 59
5 Nov 02 5 Nov 02	Mark-to-Markets	EUR	0 00	746 32	0 00	298 53	447 79	0 00	298 53	447 79

928

◆ Realized Gain/Loss Detail - Taxable

Trade Date Value Date	Security Description Acquisition Date	Shares/Par	Proceeds	Cost	Realized gain/loss			Total	
					Short Term	Market Long Term	Translation	Short Term	Long Term

Mark-to-Markets

Futures

7 Aug 02 7 Aug 02	Mark-to-Markets EUR	0 00	- 1,330 73	0 00	- 532 29	- 798 44	0 00	- 532 29	- 798 44
15 May 02 15 May 02	Mark-to-Markets EUR	0 00	685 08	0 00	274 02	411 04	0 00	274 02	411 04
5 Apr 02 5 Apr 02	Mark-to-Markets EUR	0 00	- 584 80	0 00	- 225 82	- 338 88	0 00	- 225 82	- 338 88
18 Jun 02 18 Jun 02	Mark-to-Markets EUR	0 00	- 934 08	0 00	- 373 82	- 560 44	0 00	- 373 82	- 560 44
5 Aug 02 5 Aug 02	Mark-to-Markets EUR	0 00	- 2,837 07	0 00	- 1,134 83	- 1,702 24	0 00	- 1,134 83	- 1,702 24
8 Nov 02 8 Nov 02	Mark-to-Markets EUR	0 00	- 1,700 76	0 00	- 680 30	- 1,020 48	0 00	- 680 30	- 1,020 48
28 Nov 02 28 Nov 02	Mark-to-Markets EUR	0 00	1 138 09	0 00	455 24	682 85	0 00	455 24	682 85
30 Apr 02 30 Apr 02	Mark-to-Markets EUR	0 00	1,009 62	0 00	403 85	605 77	0 00	403 85	605 77
15 Nov 02 15 Nov 02	Mark-to-Markets EUR	0 00	301 27	0 00	120 51	180 76	0 00	120 51	180 76
4 Jul 02 4 Jul 02	Mark-to-Markets EUR	0 00	3,324 57	0 00	1,328 83	1,994 74	0 00	1,328 83	1,994 74
17 Dec 02 17 Dec 02	Mark-to-Markets EUR	0 00	- 2,039 50	0 00	- 815 80	- 1,223 70	0 00	- 815 80	- 1,223 70

887

◆ Realized Gain/Loss Detail - Taxable

Trade Date	Security Description	Shares/Par	Proceeds	Cost	Realized gain/loss			Total		
					Short Term	Market Long Term	Translation	Short Term	Long Term	
Value Date	Acquisition Date									
Mark-to-Markets										
Futures										
23 Jul 02	Mark-to-Markets	EUR	0 00	- 2,536 89	0 00	- 1,014 78	- 1,522 13	0 00	- 1,014 78	- 1,522 13
23 Jul 02										
17 Jun 02	Mark-to-Markets	EUR	0 00	3 378 13	0 00	1,350 45	2,025 68	0 00	1,350 45	2 025 68
17 Jun 02										
15 Oct 02	Mark-to-Markets	EUR	0 00	8 280 81	0 00	3,316 32	4,874 49	0 00	3,316 32	4,874 49
15 Oct 02										
17 May 02	Mark-to-Markets	EUR	0 00	- 127 25	0 00	- 50 80	- 78 35	0 00	- 50 80	- 78 35
17 May 02										
21 Aug 02	Mark-to-Markets	EUR	0 00	1,687 54	0 00	679 02	1,018 52	0 00	679 02	1,018 52
21 Aug 02										
18 Apr 02	Mark-to-Markets	EUR	0 00	- 1,011 97	0 00	- 404 78	- 607 18	0 00	- 404 78	- 607 18
18 Apr 02										
28 Apr 02	Mark-to-Markets	EUR	0 00	- 413 35	0 00	- 165 34	- 248 01	0 00	- 165 34	- 248 01
28 Apr 02										
12 Dec 02	Mark-to-Markets	EUR	0 00	- 2,975 85	0 00	- 1,190 28	- 1,785 39	0 00	- 1 190 28	- 1,785 39
12 Dec 02										
29 Jul 02	Mark-to-Markets	EUR	0 00	6,874 04	0 00	2,689 82	4,004 42	0 00	2 689 82	4,004 42
29 Jul 02										
4 Sep 02	Mark-to-Markets	EUR	0 00	928 88	0 00	370 75	558 13	0 00	370 75	558 13
4 Sep 02										
6 Jun 02	Mark-to-Markets	EUR	0 00	487 57	0 00	195 03	292 54	0 00	195 03	292 54
6 Jun 02										

888

◆ Realized Gain/Loss Detail - Taxable

Trade Date Value Date	Security Description Acquisition Date	Shares/Par	Proceeds	Cost	Realized gain/loss			Total	
					Short Term	Market Long Term	Translation	Short Term	Long Term

Mark-to-Markets

Futures

24 May 02 24 May 02	Mark-to-Markets	EUR	0 00	257 95	0 00	103 18	154 77	0 00	103 18	154 77
18 Jul 02 18 Jul 02	Mark-to-Markets	EUR	0 00	967 14	0 00	386 88	580 28	0 00	386 88	580 28
8 May 02 8 May 02	Mark-to-Markets	EUR	0 00	1,715 50	0 00	686 20	1,029 30	0 00	686 20	1,029 30
7 Nov 02 7 Nov 02	Mark-to-Markets	EUR	0 00	- 4 437 97	0 00	- 1,775 18	- 2,662 78	0 00	- 1,775 18	- 2,662 78
1 Aug 02 1 Aug 02	Mark-to-Markets	EUR	0 00	- 3,028 44	0 00	- 1 211 78	- 1,817 68	0 00	- 1,211 78	- 1 817 68
10 Apr 02 10 Apr 02	Mark-to-Markets	EUR	0 00	881 39	0 00	392 58	588 83	0 00	392 58	588 83
20 Sep 02 20 Sep 02	Mark-to-Markets	EUR	0 00	117 83	0 00	47 17	70 78	0 00	47 17	70 78
3 May 02 3 May 02	Mark-to-Markets	EUR	0 00	- 1,029 25	0 00	- 411 70	- 617 55	0 00	- 411 70	- 617 55
17 Sep 02 17 Sep 02	Mark-to-Markets	EUR	0 00	- 1,137 23	0 00	- 454 89	- 682 34	0 00	- 454 89	- 682 34
22 Oct 02 22 Oct 02	Mark-to-Markets	EUR	0 00	- 5,939 28	0 00	- 2,375 71	- 3,563 57	0 00	- 2,375 71	- 3,563 57
18 Apr 02 18 Apr 02	Mark-to-Markets	EUR	0 00	1,568 00	0 00	627 20	840 80	0 00	627 20	840 80

689

◆ Realized Gain/Loss Detail - Taxable

Trade Date Value Date	Security Description Acquisition Date	Shares/Par	Proceeds	Cost	Realized gain/loss			Total	
					Short Term	Market Long Term	Translation	Short Term	Long Term
<i>Mark-to-Markets</i>									
Futures									
19 Aug 02 19 Aug 02	Mark-to-Markets EUR	0 00	2 951 71	0 00	1,180 68	1,771 03	0 00	1,180 68	1,771 03
28 Aug 02 28 Aug 02	Mark-to-Markets EUR	0 00	- 2,645 73	0 00	1,058 29	- 1,587 44	0 00	- 1,058 29	- 1,587 44
8 Dec 02 8 Dec 02	Mark-to-Markets EUR	0 00	700 38	0 00	280 15	420 23	0 00	280 15	420 23
22 Jul 02 22 Jul 02	Mark-to-Markets EUR	0 00	- 4,687 21	0 00	- 1,874 88	- 2,812 33	0 00	- 1 874 88	- 2,812 33
27 Jun 02 27 Jun 02	Mark-to-Markets EUR	0 00	3,535 17	0 00	1,414 07	2,121 10	0 00	1,414 07	2,121 10
8 Aug 02 6 Aug 02	Mark-to-Markets EUR	0 00	4,704 88	0 00	1,881 85	2 822 93	0 00	1,881 85	2,822 93
27 Sep 02 27 Sep 02	Mark-to-Markets EUR	0 00	- 2,138 42	0 00	- 855 37	- 1,283 05	0 00	- 855 37	- 1,283 05
22 Apr 02 22 Apr 02	Mark-to-Markets EUR	0 00	- 1,120 07	0 00	- 448 03	- 672 04	0 00	- 448 03	- 672 04
28 Jul 02 28 Jul 02	Mark-to-Markets EUR	0 00	1 772 48	0 00	708 99	1,063 48	0 00	708 99	1,063 48
1 Nov 02 1 Nov 02	Mark-to-Markets EUR	0 00	- 893 20	0 00	- 277 28	- 415 92	0 00	- 277 28	- 415 92
4 Oct 02 4 Oct 02	Mark-to-Markets EUR	0 00	- 1,441 97	0 00	- 576 79	- 865 18	0 00	- 576 79	- 865 18

890

◆ Realized Gain/Loss Detail - Taxable

Trade Date Value Date	Security Description Acquisition Date	Shares/Par	Proceeds	Cost	Realized gain/loss			Total	
					Short Term	Market Long Term	Translation	Short Term	Long Term
Mark-to-Markets									
Futures									
25 Nov 02 25 Nov 02	Mark-to-Markets EUR	0 00	- 848 23	0 00	- 339 89	- 509 54	0 00	- 339 89	- 509 54
29 Nov 02 29 Nov 02	Mark-to-Markets EUR	0 00	- 2 238 82	0 00	- 885 45	- 1,343 17	0 00	- 885 45	- 1,343 17
18 Dec 02 18 Dec 02	Mark-to-Markets EUR	0 00	5 313 80	0 00	2 125 44	3,188 18	0 00	2,125 44	3,188 18
11 Apr 02 11 Apr 02	Mark-to-Markets EUR	0 00	- 1,371 32	0 00	- 548 53	- 822 78	0 00	- 548 53	- 822 78
23 Sep 02 23 Sep 02	Mark-to-Markets EUR	0 00	- 3,274 88	0 00	- 1,308 85	- 1,864 83	0 00	- 1,308 85	- 1,864 83
4 Nov 02 4 Nov 02	Mark-to-Markets EUR	0 00	5,032 08	0 00	2,012 83	3,018 25	0 00	2,012 83	3,018 25
8 Nov 02 8 Nov 02	Mark-to-Markets EUR	0 00	- 2,570 02	0 00	- 1,028 01	- 1,542 01	0 00	- 1,028 01	- 1,542 01
5 Jun 02 5 Jun 02	Mark-to-Markets EUR	0 00	- 113 23	0 00	- 45 28	- 67 84	0 00	- 45 28	- 67 84
24 Jun 02 24 Jun 02	Mark-to-Markets EUR	0 00	- 1,715 21	0 00	- 688 08	- 1,028 13	0 00	- 688 08	- 1,028 13
10 Jun 02 10 Jun 02	Mark-to-Markets EUR	0 00	207 83	0 00	83 17	124 78	0 00	83 17	124 78
13 Aug 02 13 Aug 02	Mark-to-Markets EUR	0 00	1,085 41	0 00	434 18	651 25	0 00	434 18	651 25

1281

◆ Realized Gain/Loss Detail - Taxable

Trade Date Value Date	Security Description Acquisition Date	Shares/Par	Proceeds	Cost	Realized gain/loss			Total	
					Short Term	Market Long Term	Translation	Short Term	Long Term
Mark-to-Markets									
Futures									
15 Jul 02 15 Jul 02	Mark-to-Markets EUR	0 00	- 5 488 89	0 00	- 2,185 48	- 3,293 21	0 00	- 2,185 48	- 3,293 21
11 Jun 02 11 Jun 02	Mark-to-Markets EUR	0 00	679 89	0 00	271 86	407 83	0 00	271 86	407 83
13 Jun 02 13 Jun 02	Mark-to-Markets EUR	0 00	- 340 72	0 00	138 28	- 204 43	0 00	- 138 28	- 204 43
17 Apr 02 17 Apr 02	Mark-to-Markets EUR	0 00	- 194 23	0 00	- 77 69	- 118 54	0 00	- 77 68	- 118 54
25 Jul 02 25 Jul 02	Mark-to-Markets EUR	0 00	- 586 06	0 00	- 228 42	- 338 64	0 00	- 228 42	- 338 64
3 Jul 02 3 Jul 02	Mark-to-Markets EUR	0 00	- 2,100 17	0 00	- 840 07	- 1,260 10	0 00	- 840 07	- 1,260 10
31 May 02 31 May 02	Mark-to-Markets EUR	0 00	1,181 50	0 00	472 60	708 90	0 00	472 60	708 90
9 Aug 02 9 Aug 02	Mark-to-Markets EUR	0 00	1,048 19	0 00	418 48	627 71	0 00	418 48	627 71
22 Nov 02 22 Nov 02	Mark-to-Markets EUR	0 00	400 22	0 00	160 09	240 13	0 00	160 09	240 13
12 Nov 02 12 Nov 02	Mark-to-Markets EUR	0 00	2,072 04	0 00	828 82	1,243 22	0 00	828 82	1,243 22
8 Apr 02 8 Apr 02	Mark-to-Markets EUR	0 00	52 49	0 00	21 00	31 49	0 00	21 00	31 49

992

◆ Realized Gain/Loss Detail - Taxable

Trade Date Value Date	Security Description Acquisition Date	Shares/Par	Proceeds	Cost	Realized gain/loss			Total	
					Short Term	Market Long Term	Translation	Short Term	Long Term
Mark-to-Markets									
Futures									
9 May 02 9 May 02	Mark-to-Markets EUR	0 00	- 563 26	0 00	- 225 30	- 337 96	0 00	- 225 30	- 337 96
10 May 02 10 May 02	Mark-to-Markets EUR	0 00	- 1 653 10	0 00	- 661 24	- 991 86	0 00	- 661 24	- 991 86
16 Jul 02 16 Jul 02	Mark-to-Markets EUR	0 00	724 42	0 00	289 77	434 65	0 00	289 77	434 65
14 Nov 02 14 Nov 02	Mark-to-Markets EUR	0 00	4 690 00	0 00	1 876 00	2 814 00	0 00	1 876 00	2 814 00
21 Jun 02 21 Jun 02	Mark-to-Markets EUR	0 00	- 1 041 49	0 00	- 416 60	- 624 89	0 00	- 416 60	- 624 89
24 Oct 02 24 Oct 02	Mark-to-Markets EUR	0 00	3 172 49	0 00	1 269 00	1 903 49	0 00	1 269 00	1 903 49
12 Apr 02 12 Apr 02	Mark-to-Markets EUR	0 00	638 15	0 00	254 48	381 68	0 00	254 48	381 68
9 Sep 02 9 Sep 02	Mark-to-Markets EUR	0 00	- 1 211 49	0 00	- 484 59	- 726 89	0 00	- 484 59	- 726 89
12 Jun 02 12 Jun 02	Mark-to-Markets EUR	0 00	- 1 545 78	0 00	- 618 31	- 927 47	0 00	- 618 31	- 927 47
28 Mar 02 28 Mar 02	Mark-to-Markets EUR	0 00	209 46	0 00	83 78	125 68	0 00	83 78	125 68
21 May 02 21 May 02	Mark-to-Markets EUR	0 00	- 313 22	0 00	- 125 29	- 187 93	0 00	- 125 29	- 187 93

693

◆ Realized Gain/Loss Detail - Taxable

Trade Date Value Date	Security Description Acquisition Date	Shares/Par	Proceeds	Cost	Realized gain/loss			Total	
					Short Term	Market Long Term	Translation	Short Term	Long Term
Mark-to-Markets									
Futures									
23 Dec 02 23 Dec 02	Mark-to-Markets EUR	0 00	- 1 180 94	0 00	- 472 38	- 708 58	0 00	- 472 38	- 708 58
25 Jun 02 25 Jun 02	Mark-to-Markets EUR	0 00	1 318 89	0 00	527 88	791 93	0 00	527 88	791 93
11 Dec 02 11 Dec 02	Mark-to-Markets EUR	0 00	708 54	0 00	282 82	423 92	0 00	282 82	423 92
16 Aug 02 16 Aug 02	Mark-to-Markets EUR	0 00	1 204 78	0 00	481 91	722 87	0 00	481 91	722 87
18 Oct 02 18 Oct 02	Mark-to-Markets EUR	0 00	- 728 33	0 00	- 291 73	- 437 60	0 00	- 291 73	- 437 60
8 Jul 02 8 Jul 02	Mark-to-Markets EUR	0 00	- 1 781 22	0 00	- 712 49	- 1 068 73	0 00	- 712 49	- 1 068 73
17 Oct 02 17 Oct 02	Mark-to-Markets EUR	0 00	5 208 18	0 00	2 082 47	3 123 71	0 00	2 082 47	3 123 71
27 Mar 02 27 Mar 02	Mark-to-Markets EUR	0 00	192 88	0 00	77 14	115 72	0 00	77 14	115 72
28 Mar 02 28 Mar 02	Mark-to-Markets EUR	0 00	175 38	0 00	70 14	105 22	0 00	70 14	105 22
10 Oct 02 10 Oct 02	Mark-to-Markets EUR	0 00	4 884 18	0 00	1 053 88	2 830 50	0 00	1 953 88	2 830 50
1 Jul 02 1 Jul 02	Mark-to-Markets EUR	0 00	- 474 04	0 00	- 189 82	- 284 42	0 00	- 189 82	- 284 42

h68

◆ Realized Gain/Loss Detail - Taxable

Trade Date Value Date	Security Description Acquisition Date	Shares/Par	Proceeds	Cost	Realized gain/loss			Total	
					Short Term	Market Long Term	Translation	Short Term	Long Term
Mark-to-Markets									
Futures									
Total Euro			- 28,483.60	0.00	- 11,397.43	- 17,096.07	0.00	- 11,397.43	- 17,096.07
Japanese yen									
13 Mar 02 13 Mar 02	Mark-to-Markets	JPY	0.00	- 2,281.08	0.00	- 918.43	- 1,374.65	0.00	- 918.43 - 1,374.65
28 Feb 02 28 Feb 02	Mark-to-Markets	JPY	0.00	- 111.48	0.00	- 44.58	- 66.89	0.00	- 44.59 - 66.89
9 Jan 02 9 Jan 02	Mark-to-Markets	JPY	0.00	- 678.04	0.00	- 271.62	- 407.42	0.00	- 271.62 - 407.42
18 Jan 02 18 Jan 02	Mark-to-Markets	JPY	0.00	2,536.34	0.00	1,014.54	1,521.80	0.00	1,014.54 1,521.80
8 Feb 02 8 Feb 02	Mark-to-Markets	JPY	0.00	1,534.37	0.00	613.75	920.62	0.00	613.75 920.62
8 Jan 02 8 Jan 02	Mark-to-Markets	JPY	0.00	- 4,682.14	0.00	- 1,872.88	- 2,809.28	0.00	- 1,872.88 - 2,809.28
22 Mar 02 22 Mar 02	Mark-to-Markets	JPY	0.00	- 1,135.89	0.00	- 454.36	- 681.53	0.00	- 454.36 - 681.53
7 Jan 02 7 Jan 02	Mark-to-Markets	JPY	0.00	- 1,802.01	0.00	- 640.60	- 861.21	0.00	- 640.60 - 861.21
21 Feb 02 21 Feb 02	Mark-to-Markets	JPY	0.00	2,390.64	0.00	956.26	1,434.38	0.00	956.26 1,434.38
28 Mar 02 28 Mar 02	Mark-to-Markets	JPY	0.00	525.05	0.00	210.02	315.03	0.00	210.02 315.03

585

◆ Realized Gain/Loss Detail - Taxable

Trade Date	Security Description	Shares/Par	Proceeds	Cost	Realized gain/loss			Total		
					Short Term	Market Long Term	Translation	Short Term	Long Term	
Value Date	Acquisition Date									
<i>Mark-to-Markets</i>										
Futures										
4 Feb 02	Mark-to-Markets	JPY	0 00	- 872 24	0 00	- 288 80	- 403 34	0 00	- 288 80	- 403 34
4 Feb 02										
24 Jan 02	Mark-to-Markets	JPY	0 00	223 78	0 00	89 50	134 28	0 00	89 50	134 28
24 Jan 02										
5 Feb 02	Mark-to-Markets	JPY	0 00	- 1,654 44	0 00	- 881 78	- 892 68	0 00	- 881 78	- 992 68
5 Feb 02										
25 Feb 02	Mark-to-Markets	JPY	0 00	74 80	0 00	29 92	44 88	0 00	29 92	44 88
25 Feb 02										
26 Feb 02	Mark-to-Markets	JPY	0 00	- 298 84	0 00	- 118 54	- 178 30	0 00	- 118 54	- 178 30
28 Feb 02										
12 Feb 02	Mark-to-Markets	JPY	0 00	1,122 41	0 00	448 88	873 45	0 00	448 88	873 45
12 Feb 02										
23 Jan 02	Mark-to-Markets	JPY	0 00	- 1,341 43	0 00	- 538 57	- 804 88	0 00	- 538 57	- 804 88
23 Jan 02										
7 Feb 02	Mark-to-Markets	JPY	0 00	1,197 82	0 00	479 13	718 89	0 00	479 13	718 89
7 Feb 02										
12 Mar 02	Mark-to-Markets	JPY	0 00	- 2 227 60	0 00	- 891 04	- 1,338 58	0 00	- 891 04	- 1 338 58
12 Mar 02										
27 Feb 02	Mark-to-Markets	JPY	0 00	2,270 44	0 00	808 18	1,382 28	0 00	808 18	1,382 28
27 Feb 02										
1 Mar 02	Mark-to-Markets	JPY	0 00	1,494 48	0 00	597 78	898 69	0 00	597 78	898 68
1 Mar 02										

968

◆ Realized Gain/Loss Detail - Taxable

Trade Date Value Date	Security Acquisition Date	Description	Shares/Par	Proceeds	Cost	Realized gain/loss			Total	
						Short Term	Market Long Term	Translation	Short Term	Long Term
Mark-to-Markets										
Futures										
19 Feb 02 19 Feb 02	Mark-to-Markets	JPY	0 00	- 2,225 07	0 00	- 890 03	- 1,335 04	0 00	- 890 03	1,335 04
25 Jan 02 25 Jan 02	Mark-to-Markets	JPY	0 00	1,860 53	0 00	744 21	1,116 32	0 00	744 21	1,116 32
21 Jan 02 21 Jan 02	Mark-to-Markets	JPY	0 00	753 15	0 00	301 26	451 89	0 00	301 26	451 89
14 Mar 02 14 Mar 02	Mark-to-Markets	JPY	0 00	810 84	0 00	324 34	486 50	0 00	324 34	486 50
22 Jan 02 22 Jan 02	Mark-to-Markets	JPY	0 00	- 3,242 59	0 00	- 1,297 04	- 1,945 55	0 00	- 1,297 04	- 1,945 55
5 Mar 02 5 Mar 02	Mark-to-Markets	JPY	0 00	- 37 88	0 00	- 15 14	- 22 72	0 00	- 15 14	- 22 72
11 Mar 02 11 Mar 02	Mark-to-Markets	JPY	0 00	819 70	0 00	327 88	491 82	0 00	327 88	491 82
11 Jan 02 11 Jan 02	Mark-to-Markets	JPY	0 00	- 1,809 81	0 00	- 723 84	- 1,085 77	0 00	- 723 84	- 1,085 77
22 Feb 02 22 Feb 02	Mark-to-Markets	JPY	0 00	- 280 41	0 00	- 104 18	- 156 25	0 00	- 104 18	- 156 25
14 Feb 02 14 Feb 02	Mark-to-Markets	JPY	0 00	- 37 57	0 00	- 15 03	- 22 54	0 00	- 15 03	- 22 54
20 Mar 02 20 Mar 02	Mark-to-Markets	JPY	0 00	- 1,593 68	0 00	- 837 47	- 856 21	0 00	- 837 47	- 956 21

897

◆ Realized Gain/Loss Detail - Taxable

Trade Date Value Date	Security Description Acquisition Date	Shares/Par	Proceeds	Cost	Realized gain/loss			Total	
					Short Term	Market Long Term	Translation	Short Term	Long Term
Mark-to-Markets									
Futures									
30 Jan 02 30 Jan 02	Mark-to-Markets JPY	0 00	- 1,188 32	0 00	- 478 33	- 718 99	0 00	- 478 33	- 718 99
18 Mar 02 19 Mar 02	Mark-to-Markets JPY	0 00	1,979 38	0 00	781 74	1 187 82	0 00	781 74	1,187 82
15 Jan 02 15 Jan 02	Mark-to-Markets JPY	0 00	- 2 982 85	0 00	- 1,185 14	- 1,777 71	0 00	- 1,185 14	- 1,777 71
15 Mar 02 15 Mar 02	Mark-to-Markets JPY	0 00	1 281 05	0 00	512 42	768 63	0 00	512 42	768 63
10 Jan 02 10 Jan 02	Mark-to-Markets JPY	0 00	- 3,734 43	0 00	- 1,493 77	- 2,240 66	0 00	- 1,493 77	- 2,240 66
17 Jan 02 17 Jan 02	Mark-to-Markets JPY	0 00	1 478 56	0 00	- 581 42	- 887 14	0 00	- 581 42	- 887 14
20 Feb 02 20 Feb 02	Mark-to-Markets JPY	0 00	338 87	0 00	134 75	202 12	0 00	134 75	202 12
7 Mar 02 7 Mar 02	Mark-to-Markets JPY	0 00	1 909 12	0 00	783 65	1,145 47	0 00	783 65	1,145 47
8 Mar 02 8 Mar 02	Mark-to-Markets JPY	0 00	1,805 28	0 00	722 10	1 083 18	0 00	722 10	1,083 18
1 Feb 02 1 Feb 02	Mark-to-Markets JPY	0 00	- 598 01	0 00	- 238 20	- 358 81	0 00	- 238 20	- 358 81
13 Feb 02 13 Feb 02	Mark-to-Markets JPY	0 00	803 10	0 00	381 24	541 88	0 00	381 24	541 88

868

Trade Date	Security Description	Value Date	Acquisition Date	Shares/Par	Proceeds	Cost	Short Term	Long Term	Market	Realized gain/loss	Total	Short Term	Long Term
------------	----------------------	------------	------------------	------------	----------	------	------------	-----------	--------	--------------------	-------	------------	-----------

18 Mar 02	Mark-to-Markets	JPY	0.00	- 738 12	- 284 45	- 441 87					- 441 87		
28 Jan 02	Mark-to-Markets	JPY	0.00	1,880 48	744 18	1,118 28					1,118 28		
4 Mar 02	Mark-to-Markets	JPY	0.00	2,177 01	870 80	1,308 21					1,308 21		
31 Jan 02	Mark-to-Markets	JPY	0.00	75 18	30 08	45 11					30 08		45 11
8 Feb 02	Mark-to-Markets	JPY	0.00	- 410 83	- 184 37	- 248 58					- 248 58		- 184 37
18 Jan 02	Mark-to-Markets	JPY	0.00	1,142 85	457 14	685 71					457 14		685 71
25 Mar 02	Mark-to-Markets	JPY	0.00	- 752 50	- 301 00	- 451 50					- 301 00		- 451 50
4 Jan 02	Mark-to-Markets	JPY	0.00	5,011 57	2,004 83	3,008 84					2,004 83		3,008 84
28 Jan 02	Mark-to-Markets	JPY	0.00	- 1,878 03	- 750 41	- 1,125 82					- 750 41		- 1,125 82
8 Mar 02	Mark-to-Markets	JPY	0.00	- 378 35	- 151 34	- 227 01					- 151 34		- 227 01
4 Mar 02	Mark-to-Markets	JPY	0.00	1,238 84	485 48	743 18					485 48		743 18

Futures

Mark-to-Markets

2158

◆ Realized Gain/Loss Detail - Taxable

Trade Date Value Date	Security Description Acquisition Date	Shares/Par	Proceeds	Cost	Realized gain/loss			Total	
					Short Term	Market Long Term	Translation	Short Term	Long Term

Mark-to-Markets

Futures										
Total Japanese yen			- 2,694.27	0 00	- 1,077 70	- 1,816 57	0 00	- 1,077 70	- 1,816 57	
Total S/T translation gain/loss for Futures							0 00			
Total L/T translation gain/loss for Futures							0 00			
Total realized gains for Futures						84,076 61	128,114 92	0 00	84,076 61	128,114 92
Total realized losses for Futures						- 98,858 39	- 144,984 53	0 00	- 98,858 39	- 144,984 53
Total Futures			- 31,449 39	0 00	- 12,579 78	- 18,869 61	0 00	- 12,579 78	- 18,869 61	
Total Mark-to-Markets			- 31,449 39	0 00	- 12,579 78	- 18,869 61	0 00	- 12,579 78	- 18,869 61	

Realized gain/loss
 Market
 Short Term
 Long Term
 Transaction
 Short Term
 Long Term
 Total

Future Commissions

Futures
 Futures
 Australian dollar
 17 Jan 02 Mark-to-Markets AUD 0.00 - 13.39 0.00 - 5.38 - 8.03
 Total Australian dollar 0.00 - 13.39 0.00 - 5.38 - 8.03

Euro
 13 Dec 02 Mark-to-Markets JPY 0.00 - 35.54 0.00 - 14.22 - 21.32
 18 Sep 02 Mark-to-Markets EUR 0.00 - 20.35 0.00 - 8.14 - 12.21
 2 Oct 02 Mark-to-Markets EUR 0.00 - 6.89 0.00 - 4.13 - 2.76
 18 Jun 02 Mark-to-Markets EUR 0.00 - 22.64 0.00 - 9.08 - 13.58
 Total Euro 0.00 - 85.42 0.00 - 34.18 - 51.24

Japanese Yen
 28 Jan 02 Mark-to-Markets JPY 0.00 - 52.62 0.00 - 21.01 - 31.51
 4 Mar 02 Mark-to-Markets JPY 0.00 - 52.54 0.00 - 21.02 - 31.52
 Total Japanese Yen 0.00 - 105.16 0.00 - 42.03 - 63.13

106
 4 Mar 02 Mark-to-Markets JPY 0.00 - 52.54 0.00 - 21.02 - 31.52
 28 Jan 02 Mark-to-Markets JPY 0.00 - 52.62 0.00 - 21.01 - 31.51

◆ Realized Gain/Loss Detail - Taxable

Trade Date Value Date	Security Description Acquisition Date	Shares/Par	Proceeds	Cost	Realized gain/loss			Total	
					Short Term	Market Long Term	Translation	Short Term	Long Term
Future Commissions									
Futures									
18 Jan 02 18 Jan 02	Mark-to-Markets JPY	0 00	- 52 89	0 00	- 21 20	- 31 78	0 00	- 21 20	- 31 78
26 Mar 02 26 Mar 02	Mark-to-Markets JPY	0 00	- 52 50	0 00	- 21 00	- 31 50	0 00	- 21 00	- 31 50
Total Japanese yen			- 210 55	0 00	- 84 23	- 126 32	0 00	- 84 23	- 126 32
United States dollar									
2 Oct 02 2 Oct 02	Mark-to-Markets USD	0 00	- 0 08	0 00	- 0 03	- 0 05	0 00	- 0 03	- 0 05
21 Jan 02 21 Jan 02	Mark-to-Markets USD	0 00	- 0 12	0 00	- 0 05	- 0 07	0 00	- 0 05	- 0 07
5 Mar 02 5 Mar 02	Mark-to-Markets USD	0 00	- 0 12	0 00	- 0 05	- 0 07	0 00	- 0 05	- 0 07
17 Jan 02 17 Jan 02	Mark-to-Markets USD	0 00	- 0 12	0 00	- 0 05	- 0 07	0 00	- 0 05	- 0 07
13 Dec 02 13 Dec 02	Mark-to-Markets USD	0 00	- 0 40	0 00	- 0 18	- 0 24	0 00	- 0 18	- 0 24
30 Jan 02 30 Jan 02	Mark-to-Markets USD	0 00	- 0 12	0 00	- 0 05	- 0 07	0 00	- 0 05	- 0 07
18 Sep 02 18 Sep 02	Mark-to-Markets USD	0 00	- 0 24	0 00	- 0 10	- 0 14	0 00	- 0 10	- 0 14
27 Mar 02 27 Mar 02	Mark-to-Markets USD	0 00	- 0 12	0 00	- 0 05	- 0 07	0 00	- 0 05	- 0 07

◆ Realized Gain/Loss Detail - Taxable

Trade Date	Security Description	Shares/Par	Proceeds	Cost	Realized gain/loss			Total	
					Short Term	Market Long Term	Translation	Short Term	Long Term
Value Date	Acquisition Date								
Future Commissions									
Futures									
18 Jun 02	Mark-to-Markets USD	0 00	- 0 20	0 00	- 0 08	- 0 12	0 00	- 0 08	- 0 12
18 Jun 02									
Total United States dollar			- 1 52	0 00	- 0 62	- 0 90	0 00	- 0 62	- 0 90
Total S/T translation gain/loss for Futures							0 00		
Total L/T translation gain/loss for Futures							0 00		
Total realized gains for Futures					0 00	0 00	0 00	0 00	0 00
Total realized losses for Futures						- 124 39	- 188 49	0 00	- 124 39
Total Futures			- 310 88	0 00	- 124 39	- 188 49	0 00	- 124 39	- 188 49
Total Future Commissions			- 310 88	0 00	- 124 39	- 188 49	0 00	- 124 39	- 188 49

903

◆ Realized Gain/Loss Detail - Taxable

Trade Date Settle Date	Security Description Acquisition Date	Shares/Par	Proceeds	Cost	Realized gain/loss			Total	
					Short Term	Market Long Term	Translation	Short Term	Long Term

Future Receipts

Equities

Equity Derivatives - Futures

Germany

18 Jun 02	DJ EURO STOXX 50 FUTURE 20/08/2002	3 00	- 81,227 31	81,227 31	0 00	0 00	0 00	0 00	0 00
18 Jun 02	SEDOL 906028W								
7 Oct 02	DJ EURO STOXX 50 FUTURE 20/12/2002	3 00	- 64,242 35	64,242 35	0 00	0 00	0 00	0 00	0 00
7 Oct 02	SEDOL 806875W								
18 Sep 02	DJ EURO STOXX 50 FUTURE 20/12/2002	3 00	- 70,978 41	70,978 41	0 00	0 00	0 00	0 00	0 00
18 Sep 02	SEDOL 806875W								
13 Dec 02	DJ EURO STOXX 50 FUTURE 21/03/2003	5 00	- 124,826 73	124,826 73	0 00	0 00	0 00	0 00	0 00
13 Dec 02	SEDOL 907576W								
28 Mar 02	DJ EURO STOXX 50 21/08/2002	1 00	- 32,415 32	32,415 32	0 00	0 00	0 00	0 00	0 00
28 Mar 02	SEDOL 805802W								
28 Mar 02	DJ EURO STOXX 50 21/08/2002	1 00	- 32,397 79	32,397 79	0 00	0 00	0 00	0 00	0 00
28 Mar 02	SEDOL 805802W								
Total Germany			- 415,887 91	415,887 91	0 00	0 00	0 00	0 00	0 00

Japan

4 Mar 02	TOPIX INDEX @ TSE 13/06/2002	1 00	- 78,123 18	78,123 18	0 00	0 00	0 00	0 00	0 00
4 Mar 02	SEDOL 805592W								
7 Jan 02	TOPIX INDEX FUTURE 07/03/2002	1 00	- 80,024 41	80,024 41	0 00	0 00	0 00	0 00	0 00
7 Jan 02	SEDOL 804803W								
Total Japan			- 158,147 60	158,147 60	0 00	0 00	0 00	0 00	0 00

Total S/T translation gain/loss for Equities

0 00

hob

◆ Realized Gain/Loss Detail - Taxable

Trade Date Settle Date	Security Description Acquisition Date	Shares/Par	Proceeds	Cost	Realized gain/loss			Total		
					Short Term	Market Long Term	Translation	Short Term	Long Term	
<i>Future Receipts</i>										
Equities										
Total L/T translation gain/loss for Equities							0 00			
Total realized gains for Equities						0 00	0 00	0 00	0 00	0 00
Total realized losses for Equities						0 00	0 00	0 00	0 00	0 00
Total Equities					- 575,035 51	575,035 51	0 00	0 00	0 00	0 00

905

◆ Realized Gain/Loss Detail - Taxable

Trade Date Settle Date	Security Description Acquisition Date	Shares/Par	Proceeds	Cost	Realized gain/loss			Total	
					Short Term	Market Long Term	Translation	Short Term	Long Term

Future Receipts

Derivative Offsets

Equity Futures

Australia

17 Jan 02	SPI 200 FUTURES 28/03/2002 (LIAB)	1 00	- 43,744 88	42,331 32	- 618 12	0 00	- 795 44	- 1,413 58	0 00
17 Jan 02	SEDOL 904985L								
Total Australia			- 43,744 88	42,331 32	- 618 12	0 00	- 795 44	- 1,413 58	0 00

Germany

13 Dec 02	DJ EUR STOXX 50 L FUTURE 20/12/2002	5 00	- 123 902 28	111,581 29	- 7,883 54	0 00	- 4,457 48	- 12,341 00	0 00
13 Dec 02	SEDOL 906875L								
2 Oct 02	DJ EUR STOXX 50 L FUTURE 20/12/2002	1 00	- 23 373 27	23 859 47	662 18	0 00	- 375 98	288 20	0 00
2 Oct 02	SEDOL 906875L								
18 Sep 02	DJ EURO STOXX 50 FUTURE 20/09/2002	3 00	- 70,433 53	91,227 31	23,273 77	0 00	- 2,479 99	20,793 78	0 00
18 Sep 02	SEDOL 906028L								
18 Jun 02	DJ EURO STOXX 50 21 JUNE 21/06/2002	2 00	- 80 485 50	84,813 11	9 258 25	0 00	- 4,830 84	4,327 81	0 00
18 Jun 02	SEDOL 905602L								
Total Germany			- 278,184 59	291,281 18	25,310 84	0 00	- 12,244 05	13,088 59	0 00

Japan

28 Mar 02	TOPIX INDEX @ TSE FUTURE 13/08/2002	1 00	- 80,258 03	78 123 19	- 1,200 12	0 00	65 28	- 1,134 84	0 00
28 Mar 02	SEDOL 905592L								
29 Jan 02	TOPIX INDEX FUTURE 07/03/2002 (LIAB)	1 00	- 74,385 90	80,577 41	2 928 81	0 00	3 284 80	8,211 51	0 00
29 Jan 02	SEDOL 904903L								

◆ Realized Gain/Loss Detail - Taxable

Trade Date Settle Date	Security Description Acquisition Date	Shares/Par	Proceeds	Cost	Realized gain/loss			Total	
					Short Term	Market Long Term	Translation	Short Term	Long Term
<i>Future Receipts</i>									
Derivative Offsets									
4 Mar 02	TOPIX INDEX FUTURE 07/03/2002 (LIAB)	1 00	- 79,573 81	80,577 40	- 2,252 08	0 00	3,255 87	1,003 79	0 00
4 Mar 02	SEDOL 804803L								
18 Jan 02	TOPIX INDEX FUTURE 07/03/2002 (LIAB)	1 00	- 75,108 00	80,577 41	2,877 04	0 00	2 584 37	5,471 41	0 00
18 Jan 02	SEDOL 804803L								
Total Japan			- 309,303 54	320,855 41	2,351 45	0 00	9,200 42	11,551 87	0 00
Total S/T translation gain/loss for Derivative Offsets							- 3,839 07		
Total L/T translation gain/loss for Derivative Offsets							0 00		
Total realized gains for Derivative Offsets					38,745 75	0 00	9,200 42	38,084 30	0 00
Total realized losses for Derivative Offsets					- 8,701 78	0 00	- 13,039 49	- 14,889 40	0 00
Total Derivative Offsets			- 831,243 01	654,447 91	27,043 97	0 00	- 3,839 07	23,204 90	0 00
Total Future Receipts			- 1,206,278 52	1,229,483 42	27,043 97	0 00	- 3,839 07	23,204 90	0 00

907

◆ Realized Gain/Loss Detail - Taxable

Trade Date Settle Date	Security Description Acquisition Date	Shares/Par	Proceeds	Cost	Realized gain/loss			Total	
					Short Term	Market Long Term	Translation	Short Term	Long Term
Future Deliveries									
Equities									
Equity Derivatives - Futures									
Australia									
17 Jan 02	SPI 200 FUTURES 28/03/2002	- 1 00	43,744 88	- 42,331 32	618 12	0 00	785 44	1,413 58	0 00
17 Jan 02	SEDOL 904985W								
Total Australia			43,744 88	- 42,331 32	618 12	0 00	785 44	1,413 58	0 00
Germany									
18 Sep 02	DJ EURO STOXX 50 FUTURE 20/09/2002	- 3 00	70,433 53	- 91,227 31	- 23,273 77	0 00	2,479 89	- 20,793 78	0 00
18 Sep 02	SEDOL 806028W								
13 Dec 02	DJ EURO STOXX 50 FUTURE 20/12/2002	- 5 00	123,902 29	- 111,581 29	7,683 54	0 00	4,457 48	12,341 00	0 00
13 Dec 02	SEDOL 906875W								
2 Oct 02	DJ EURO STOXX 50 FUTURE 20/12/2002	- 1 00	23,373 27	- 23,859 47	- 682 18	0 00	375 88	- 288 20	0 00
2 Oct 02	SEDOL 906875W								
18 Jun 02	DJ EURO STOXX 50 21/06/2002	- 2 00	60,485 50	- 64,813 11	- 8,258 25	0 00	4,830 84	- 4,327 81	0 00
18 Jun 02	SEDOL 805602W								
Total Germany			278,184 59	- 281,281 18	- 25,310 64	0 00	12,244 05	- 13,068 59	0 00
Japan									
28 Mar 02	TOPIX INDEX @ TSE 13/06/2002	- 1 00	80,258 03	- 78,123 18	1,200 12	0 00	- 85 28	1,134 84	0 00
28 Mar 02	SEDOL 905592W								
4 Mar 02	TOPIX INDEX FUTURE 07/03/2002	- 1 00	79,573 61	- 80,577 40	2,252 08	0 00	- 3,255 87	- 1,003 79	0 00
4 Mar 02	SEDOL 804903W								

708

◆ Realized Gain/Loss Detail - Taxable

Trade Date Settle Date	Security Description Acquisition Date	Shares/Par	Proceeds	Cost	Realized gain/loss			Total	
					Short Term	Market Long Term	Translation	Short Term	Long Term
Future Deliveries									
Equities									
18 Jan 02	TOPIX INDEX FUTURE 07/03/2002	- 1 00	75,108 00	- 80,577 41	- 2,877 04	0 00	- 2,584 37	- 5,471 41	0 00
18 Jan 02	SEDOL 904903W								
29 Jan 02	TOPIX INDEX FUTURE 07/03/2002	- 1 00	74,385 80	- 80,577 41	- 2,928 81	0 00	- 3,284 90	- 6,211 51	0 00
29 Jan 02	SEDOL 904903W								
Total Japan			309,303 54	- 320,855 41	- 2,351 45	0 00	- 8,200 42	- 11,551 87	0 00
Total S/T translation gain/loss for Equities							3,839 07		
Total L/T translation gain/loss for Equities							0 00		
Total realized gains for Equities					9,701 78	0 00	13,039 49	14,889 40	0 00
Total realized losses for Equities					- 38,745 75	0 00	- 8,200 42	- 38,084 30	0 00
Total Equities			631,243 01	- 854,447 91	- 27,043 97	0 00	3,839 07	- 23,204 90	0 00

409

◆ Realized Gain/Loss Detail - Taxable

Trade Date Settle Date	Security Description Acquisition Date	Shares/Par	Proceeds	Cost	Realized gain/loss			Total	
					Short Term	Market Long Term	Translation	Short Term	Long Term
Future Deliveries									
Derivative Offsets									
Equity Futures									
Germany									
7 Oct 02	DJ EUR STOXX 50 L FUTURE 20/12/2002	- 3 00	64,242 35	- 64,242 35	0 00	0 00	0 00	0 00	0 00
7 Oct 02	SEDOL 806875L								
18 Sep 02	DJ EUR STOXX 50 L FUTURE 20/12/2002	- 3 00	70,978 41	- 70,978 41	0 00	0 00	0 00	0 00	0 00
18 Sep 02	SEDOL 806875L								
18 Jun 02	DJ EURO STOXX 50 FUTURE 20/09/2002	- 3 00	91,227 31	- 91,227 31	0 00	0 00	0 00	0 00	0 00
18 Jun 02	SEDOL 906028L								
13 Dec 02	DJ EURO STOXX 50 FUTURE 21/03/2003	- 5 00	124,626 73	- 124,626 73	0 00	0 00	0 00	0 00	0 00
13 Dec 02	SEDOL 907576L								
28 Mar 02	DJ EURO STOXX 50 21 JUNE 21/06/2002	- 1 00	32,415 32	- 32,415 32	0 00	0 00	0 00	0 00	0 00
28 Mar 02	SEDOL 905802L								
28 Mar 02	DJ EURO STOXX 50 21 JUNE 21/06/2002	- 1 00	32,397 79	- 32,397 79	0 00	0 00	0 00	0 00	0 00
28 Mar 02	SEDOL 805802L								
Total Germany			415,887 91	- 415,887 91	0 00	0 00	0 00	0 00	0 00
Japan									
4 Mar 02	TOPIX INDEX @ TSE FUTURE 13/06/2002	- 1 00	79,123 19	- 79,123 19	0 00	0 00	0 00	0 00	0 00
4 Mar 02	SEDOL 805592L								
7 Jan 02	TOPIX INDEX FUTURE 07/03/2002 (LIAB)	- 1 00	80,024 41	- 80,024 41	0 00	0 00	0 00	0 00	0 00
7 Jan 02	SEDOL 804903L								
Total Japan			159,147 60	- 159,147 60	0 00	0 00	0 00	0 00	0 00
Total S/T translation gain/loss for Derivative Offsets							0 00		

010

◆ Realized Gain/Loss Detail - Taxable

Trade Date Settle Date	Security Description Acquisition Date	Shares/Par	Proceeds	Cost	Realized gain/loss			Total		
					Short Term	Market Long Term	Translation	Short Term	Long Term	
<i>Future Deliveries</i>										
Derivative Offsets										
Total L/T translation gain/loss for Derivative Offsets								0 00		
Total realized gains for Derivative Offsets						0 00	0 00	0 00	0 00	0 00
Total realized losses for Derivative Offsets						0 00	0 00	0 00	0 00	0 00
Total Derivative Offsets					575,035 51	- 575,035 51	0 00	0 00	0 00	0 00
Total Future Deliveries					1,208,278 52	- 1,229,483 42	- 27,043.97	0 00	3,839 07	- 23,204 90

911

◆ Realized Gain/Loss Detail - Taxable

Trade Date Settle Date	Security Description Acquisition Date	Shares/Par	Proceeds	Cost	Realized gain/loss			Total	
					Short Term	Market Long Term	Translation	Short Term	Long Term

Capital Changes

Equities

Common Stock

Australia

25 Jul 02	BHP BILLITON LTD NPV SHARE IN BHP STEEL	- 2 800 00	4,218 35	- 3 415 60	842 48	0 00	- 41 71	800 75	0 00
25 Jul 02	SEDOL 6534741								
13 May 02		- 2,800 00	4,218 35	- 3,415 60	842 48	0 00	- 41 71	800 75	0 00
Total Australia			4,218 35	- 3,415 60	842 48	0 00	- 41 71	800 75	0 00

United Kingdom

25 Oct 02	AWG ORD C'	- 4 248 00	11,632 23	- 22,021 48	0 00	- 9,604 11	- 785 12	0 00	- 10 389 23
25 Oct 02	SEDOL 008268W								
30 Jun 98		- 4,248 00	11,632 23	- 22,021 48	0 00	- 9,604 11	- 785 12	0 00	- 10,389 23
21 Mar 02	AWG RED SHS 0 1P(RFD 29/3/02)AS	- 570,081 00	812 85	0 00	0 00	812 85	0 00	0 00	812 85
21 Mar 02	SEDOL 3135200								
30 Jun 98		- 570,081 00	812 85	0 00	0 00	812 85	0 00	0 00	812 85
31 Oct 02	AWG RED SHS(ASSD REDEMPTION)	- 1,325,378 00	2,084 07	0 00	0 00	2,084 07	0 00	0 00	2,084 07
31 Oct 02	SEDOL 3019724								
30 Jun 98		- 1,325,378 00	2,084 07	0 00	0 00	2,084 07	0 00	0 00	2,084 07
Total United Kingdom			14,508 95	- 22,021 48	0 00	- 8,727 39	- 785 12	0 00	- 7,512 51

Rights/Warrants

Portugal

19 Feb 02	BCO ESPIRITO SANTO EUR5(B/R 25/02/02)	- 1,630 00	3,904 95	0 00	0 00	3,904 94	0 01	0 00	3,904 95
19 Feb 02	SEDOL 7301052								
19 Jan 00		- 1,000 00	2,385 87	0 00	0 00	2,385 87	0 00	0 00	2,385 87
19 Jan 00		- 250 00	598 82	0 00	0 00	598 81	0 01	0 00	598 82
19 Jan 00		- 380 00	810 38	0 00	0 00	810 38	0 00	0 00	810 38

216

◆ Realized Gain/Loss Detail - Taxable

Trade Date Settle Date	Security Description Acquisition Date	Shares/Par	Proceeds	Cost	Realized gain/loss			Total	
					Short Term	Market Long Term	Translation	Short Term	Long Term
Capital Changes									
Equities									
19 Feb 02	BCO ESPIRITO SANTO EUR5(S/R 25/02/02)	- 1,830 00	28 28	0 00	0 00	28 28	0 00	0 00	28 28
19 Feb 02	SEDOL 7301083								
19 Jan 00		- 380 00	8 59	0 00	0 00	8 60	- 0 01	0 00	8 59
19 Jan 00		- 1,000 00	17 35	0 00	0 00	17 35	0 00	0 00	17 35
18 Jan 00		- 250 00	4 34	0 00	0 00	4 33	0 01	0 00	4 34
Total Portugal			3,933.23	0 00	0 00	3,933.22	0 01	0 00	3,933.23
Spain									
11 Apr 02	TELEFONICA SA EUR1(B/R 05/04/2002)	- 38 00	8 34	0 00	0 00	8 34	0 00	0 00	8 34
11 Apr 02	SEDOL 7325234								
3 Mar 00		- 38 00	8 34	0 00	0 00	8 34	0 00	0 00	8 34
3 Mar 00		0 00	0 00	0 00	0 00	0 00	0 00	0 00	0 00
28 Nov 00		0 00	0 00	0 00	0 00	0 00	0 00	0 00	0 00
28 Nov 00		0 00	0 00	0 00	0 00	0 00	0 00	0 00	0 00
21 Feb 01		0 00	0 00	0 00	0 00	0 00	0 00	0 00	0 00
21 Feb 01		0 00	0 00	0 00	0 00	0 00	0 00	0 00	0 00
Total Spain			8.34	0 00	0 00	8 34	0 00	0 00	8 34
Total S/T translation gain/loss for Equities							- 41 71		
Total L/T translation gain/loss for Equities							- 785 11		
Total realized gains for Equities					842.48	8,818.28	0 02	800 75	8,818.29
Total realized losses for Equities					0 00	- 9,604 11	- 826 84	0 00	- 10,389.23
Total Equities			22,888 87	- 25,437 08	842.48	- 2,785 83	- 826 82	800 75	- 3,570.94
Total Capital Changes			22,888 87	- 25,437 08	842.48	- 2,785 83	- 826.82	800 75	- 3,570 94

913

◆ Realized Gain/Loss Detail - Taxable

Trade Date Settle Date	Security Description Acquisition Date	Shares/Par	Proceeds	Cost	Realized gain/loss			Total	
					Short Term	Market Long Term	Translation	Short Term	Long Term
<i>Foreign Exchange</i>									
Foreign exchange									
Foreign exchange									
Australian dollar sales									
7 Nov 02 8 Nov 02	Foreign exchange AUD	0 00	- 45 120 00	45 120 00	0 00	0 00	0 00	0 00	0 00
27 Mar 02 28 Mar 02	Foreign exchange AUD	0 00	- 23,715 00	23,715 00	0 00	0 00	0 00	0 00	0 00
12 Feb 02 14 Feb 02	Foreign exchange AUD	0 00	- 5,070 00	5,070 00	0 00	0 00	0 00	0 00	0 00
28 Jan 02 31 Jan 02	Foreign exchange AUD	0 00	- 4,104 80	4,104 80	0 00	0 00	0 00	0 00	0 00
11 Feb 02 13 Feb 02	Foreign exchange AUD	0 00	- 17,878 00	17,878 00	0 00	0 00	0 00	0 00	0 00
18 Sep 02 23 Sep 02	Foreign exchange AUD	0 00	- 48,572 00	48,572 00	0 00	0 00	0 00	0 00	0 00
1 Oct 02 3 Oct 02	Foreign exchange AUD	0 00	- 8,130 00	8,130 00	0 00	0 00	0 00	0 00	0 00
12 Aug 02 14 Aug 02	Foreign exchange AUD	0 00	- 32 340 00	32,340 00	0 00	0 00	0 00	0 00	0 00
28 Jun 02 28 Jun 02	Foreign exchange AUD	0 00	- 5,620 00	5,620 00	0 00	0 00	0 00	0 00	0 00
Total Australian dollar sales			- 181,549 80	181,549 80	0 00	0 00	0 00	0 00	0 00

filb

◆ Realized Gain/Loss Detail - Taxable

Trade Date Settle Date	Security Description Acquisition Date	Shares/Par	Proceeds	Cost	Realized gain/loss			Total	
					Short Term	Market Long Term	Translation	Short Term	Long Term
Foreign Exchange									
Foreign exchange									
British pound sterling sales									
29 Jan 02 31 Jan 02	Foreign exchange GBP	0 00	- 204,383 00	204,383 00	0 00	0 00	0 00	0 00	0 00
13 Dec 01 20 Mar 02	Foreign exchange GBP	0 00	- 121,074 00	122,485 00	0 00	0 00	1,411 00	1,411 00	0 00
25 Sep 02 27 Sep 02	Foreign exchange GBP	0 00	- 48,887 00	48,887 00	0 00	0 00	0 00	0 00	0 00
26 Jun 02 28 Jun 02	Foreign exchange GBP	0 00	- 138,982 00	138,982 00	0 00	0 00	0 00	0 00	0 00
23 Oct 02 25 Oct 02	Foreign exchange GBP	0 00	- 10,841 80	10,841 80	0 00	0 00	0 00	0 00	0 00
13 Sep 02 17 Sep 02	Foreign exchange GBP	0 00	- 15,850 00	15,850 00	0 00	0 00	0 00	0 00	0 00
20 Feb 02 22 Feb 02	Foreign exchange GBP	0 00	- 3,589 50	3,589 50	0 00	0 00	0 00	0 00	0 00
1 Apr 02 3 Apr 02	Foreign exchange GBP	0 00	- 2,884 40	2,884 40	0 00	0 00	0 00	0 00	0 00
24 Oct 02 28 Oct 02	Foreign exchange GBP	0 00	- 23,235 00	23,235 00	0 00	0 00	0 00	0 00	0 00
2 Oct 02 4 Oct 02	Foreign exchange GBP	0 00	- 4,698 00	4,698 00	0 00	0 00	0 00	0 00	0 00
23 Jan 02 25 Jan 02	Foreign exchange GBP	0 00	- 7,130 00	7,130 00	0 00	0 00	0 00	0 00	0 00

◆ Realized Gain/Loss Detail - Taxable

Trade Date Settle Date	Security Description Acquisition Date	Shares/Par	Proceeds	Cost	Realized gain/loss			Total	
					Short Term	Market Long Term	Translation	Short Term	Long Term
Foreign Exchange									
Foreign exchange									
30 Jul 02 18 Sep 02	Foreign exchange GBP	0 00	- 81 978 03	82 588 00	0 00	0 00	609 97	609 97	0 00
6 May 02 20 Jun 02	Foreign exchange GBP	0 00	- 74,494 55	73,250 00	0 00	0 00	- 1,244 55	- 1,244 55	0 00
14 May 02 18 Sep 02	Foreign exchange GBP	0 00	- 185,934 09	172,820 00	0 00	0 00	- 13,314 09	- 13,314 09	0 00
4 Jun 02 6 Jun 02	Foreign exchange GBP	0 00	- 51 135 00	51,135 00	0 00	0 00	0 00	0 00	0 00
23 May 02 24 May 02	Foreign exchange GBP	0 00	- 21,765 00	21 765 00	0 00	0 00	0 00	0 00	0 00
20 Sep 02 18 Dec 02	Foreign exchange GBP	0 00	- 189 798 60	183,187 50	0 00	0 00	- 6,611 10	- 6,611 10	0 00
Total British pound sterling sales			- 1,172,399 77	1,153,251 00	0 00	0 00	- 18,148 77	- 18,148 77	0 00
Canadian dollar sales									
8 May 02 7 May 02	Foreign exchange CAD	0 00	- 12,777 82	12,777 82	0 00	0 00	0 00	0 00	0 00
8 Nov 02 7 Nov 02	Foreign exchange CAD	0 00	- 12,832 85	12,832 85	0 00	0 00	0 00	0 00	0 00
15 May 02 18 May 02	Foreign exchange CAD	0 00	- 6 433 78	6,433 78	0 00	0 00	0 00	0 00	0 00
1 Oct 02 2 Oct 02	Foreign exchange CAD	0 00	- 6,309 15	6,309 15	0 00	0 00	0 00	0 00	0 00

9/6

◆ Realized Gain/Loss Detail - Taxable

Trade Date Settle Date	Security Description Acquisition Date	Shares/Par	Proceeds	Cost	Realized gain/loss			Total	
					Short Term	Market Long Term	Translation	Short Term	Long Term
Foreign Exchange									
Foreign exchange									
7 May 02 8 May 02	Foreign exchange CAD	0 00	- 6,384 58	6,384 58	0 00	0 00	0 00	0 00	0 00
18 Feb 02 20 Feb 02	Foreign exchange CAD	0 00	- 3,151 79	3 151 79	0 00	0 00	0 00	0 00	0 00
23 Oct 02 24 Oct 02	Foreign exchange CAD	0 00	- 38,240 82	38,240 82	0 00	0 00	0 00	0 00	0 00
5 Feb 02 6 Feb 02	Foreign exchange CAD	0 00	- 28,177 83	28,177 83	0 00	0 00	0 00	0 00	0 00
23 Jan 02 24 Jan 02	Foreign exchange CAD	0 00	- 6,218 87	6,218 87	0 00	0 00	0 00	0 00	0 00
13 May 02 14 May 02	Foreign exchange CAD	0 00	- 18,288 81	18,288 81	0 00	0 00	0 00	0 00	0 00
Total Canadian dollar sales			- 139,804 58	139,804 58	0 00	0 00	0 00	0 00	0 00
Euro sales									
5 Feb 02 7 Feb 02	Foreign exchange EUR	0 00	- 60,818 00	60,818 00	0 00	0 00	0 00	0 00	0 00
8 Apr 02 10 Apr 02	Foreign exchange EUR	0 00	- 28,235 00	28,235 00	0 00	0 00	0 00	0 00	0 00
21 Feb 02 25 Feb 02	Foreign exchange EUR	0 00	- 8,080 00	8,080 00	0 00	0 00	0 00	0 00	0 00
17 Jan 02 18 Jan 02	Foreign exchange EUR	0 00	- 17,600 00	17,600 00	0 00	0 00	0 00	0 00	0 00

417

◆ Realized Gain/Loss Detail - Taxable

Trade Date Settle Date	Security Description Acquisition Date	Shares/Par	Proceeds	Cost	Realized gain/loss			Total	
					Short Term	Market Long Term	Translation	Short Term	Long Term
Foreign Exchange									
Foreign exchange									
4 Mar 02 8 Mar 02	Foreign exchange EUR	0 00	- 10 424 40	10,424 40	0 00	0 00	0 00	0 00	0 00
11 Apr 02 15 Apr 02	Foreign exchange EUR	0 00	- 88,300 00	88,300 00	0 00	0 00	0 00	0 00	0 00
29 Jan 02 31 Jan 02	Foreign exchange EUR	0 00	- 888 230 00	889,230 00	0 00	0 00	0 00	0 00	0 00
8 Jul 02 10 Jul 02	Foreign exchange EUR	0 00	- 48,210 00	48,210 00	0 00	0 00	0 00	0 00	0 00
15 May 02 17 May 02	Foreign exchange EUR	0 00	- 72,664 00	72,664 00	0 00	0 00	0 00	0 00	0 00
12 Aug 02 14 Aug 02	Foreign exchange EUR	0 00	- 83 570 00	83,570 00	0 00	0 00	0 00	0 00	0 00
9 Dec 02 11 Dec 02	Foreign exchange EUR	0 00	- 20,140 00	20 140 00	0 00	0 00	0 00	0 00	0 00
3 Apr 02 5 Apr 02	Foreign exchange EUR	0 00	- 7,040 00	7,040 00	0 00	0 00	0 00	0 00	0 00
18 Jan 02 18 Jan 02	Foreign exchange EUR	0 00	- 28,451 00	28 451 00	0 00	0 00	0 00	0 00	0 00
12 Mar 02 13 Mar 02	Foreign exchange EUR	0 00	- 8 745 00	8,745 00	0 00	0 00	0 00	0 00	0 00
11 Feb 02 13 Feb 02	Foreign exchange EUR	0 00	- 21,892 50	21,892 50	0 00	0 00	0 00	0 00	0 00

◆ Realized Gain/Loss Detail - Taxable

Trade Date Settle Date	Security Description Acquisition Date	Shares/Par	Proceeds	Cost	Realized gain/loss			Total	
					Short Term	Market Long Term	Translation	Short Term	Long Term
Foreign Exchange									
Foreign exchange									
23 Jan 02 25 Jan 02	Foreign exchange EUR	0 00	- 7,072 00	7,072 00	0 00	0 00	0 00	0 00	0 00
27 Feb 02 1 Mar 02	Foreign exchange EUR	0 00	- 6,912 00	6,912 00	0 00	0 00	0 00	0 00	0 00
12 Apr 02 16 Apr 02	Foreign exchange EUR	0 00	- 87,990 00	87,990 00	0 00	0 00	0 00	0 00	0 00
Total Euro sales			- 1,570,381.90	1,570,381.90	0 00	0 00	0 00	0.00	0 00
Hong Kong dollar sales									
19 Feb 02 20 Feb 02	Foreign exchange HKD	0 00	- 2,584 43	2,584 43	0 00	0 00	0 00	0 00	0 00
10 May 02 13 May 02	Foreign exchange HKD	0 00	- 108,984 14	108,984 14	0 00	0 00	0 00	0 00	0 00
7 May 02 8 May 02	Foreign exchange HKD	0 00	- 32,053 34	32,053 34	0 00	0 00	0 00	0 00	0 00
29 Jan 02 30 Jan 02	Foreign exchange HKD	0 00	- 3,846 45	3,846 45	0 00	0 00	0 00	0 00	0 00
8 Oct 02 9 Oct 02	Foreign exchange HKD	0 00	- 42,308 78	42,308 78	0 00	0 00	0 00	0 00	0 00
1 Oct 02 2 Oct 02	Foreign exchange HKD	0 00	- 6,410 50	6,410 50	0 00	0 00	0 00	0 00	0 00
22 Feb 02 25 Feb 02	Foreign exchange HKD	0 00	- 38,468 47	38,468 47	0 00	0 00	0 00	0 00	0 00

b/p

◆ **Realized Gain/Loss Detail - Taxable**

Trade Date Security Description
 Settle Date Acquisition Date
 Shares/Par
 Proceeds
 Cost
 Short Term
 Long Term
 Market
 Translation
 Short Term
 Long Term
 Total
 Realized gain/loss

Foreign Exchange

Foreign exchange

13 Dec 01 Foreign exchange HKD 000 - 102,573 31 102,584 10 000 - 8 21 - 8 21 000

Total Hong Kong dollar sales

- 337,207 42 337,198 21 000 000 - 8 21 - 8 21 000

Japanese yen sales

30 Jul 02 Foreign exchange JPY 000 - 41,694 46 41,694 46 000 000 000 000 000

13 Dec 01 Foreign exchange JPY 000 - 1,441,908 35 1,515,393 20 000 000 73,488 85 73,488 85 000

7 May 02 Foreign exchange JPY 000 - 83,783 97 83,793 97 000 000 000 000 000

15 Nov 01 Foreign exchange JPY 000 - 887,830 31 722,733 25 000 000 54,902 84 54,902 84 000

30 Apr 02 Foreign exchange JPY 000 - 70,000 78 70,000 78 000 000 000 000 000

28 Mar 02 Foreign exchange JPY 000 - 75,388 38 75,388 38 000 000 000 000 000

18 Mar 02 Foreign exchange JPY 000 - 68,467 10 68,467 10 000 000 000 000 000

12 Aug 02 Foreign exchange JPY 000 - 67,114 09 67,114 09 000 000 000 000 000

21 Jun 02 Foreign exchange JPY 000 - 41,358 49 41,358 49 000 000 000 000 000

25 Jun 02 Foreign exchange JPY 000 - 41,358 49 41,358 49 000 000 000 000 000

026

◆ Realized Gain/Loss Detail - Taxable

Trade Date Settle Date	Security Description Acquisition Date	Shares/Par	Proceeds	Cost	Realized gain/loss					
					Short Term	Market Long Term	Translation	Short Term	Total Long Term	
Foreign Exchange										
7 Jan 02 20 Mar 02	Foreign exchange JPY	0 00	- 81,067 77	81,855 48	0 00	0 00	787 71	787 71	0 00	
1 Jul 02 18 Sep 02	Foreign exchange JPY	0 00	- 82,318 08	83,812 04	0 00	0 00	1,293 98	1,293 98	0 00	
3 Apr 02 5 Apr 02	Foreign exchange JPY	0 00	- 22,580 38	22,580 38	0 00	0 00	0 00	0 00	0 00	
1 Aug 02 5 Aug 02	Foreign exchange JPY	0 00	- 58,748 48	58,748 48	0 00	0 00	0 00	0 00	0 00	
14 Jun 02 19 Sep 02	Foreign exchange JPY	0 00	- 1,440,588 35	1,415,399 55	0 00	0 00	- 25,188 80	- 25,188 80	0 00	
11 Mar 02 20 Jun 02	Foreign exchange JPY	0 00	- 1,372,351 18	1,330,047 33	0 00	0 00	- 42,303 83	- 42,303 83	0 00	
2 Apr 02 4 Apr 02	Foreign exchange JPY	0 00	- 135,084 43	135,084 43	0 00	0 00	0 00	0 00	0 00	
22 Jul 02 24 Jul 02	Foreign exchange JPY	0 00	- 80,013 72	80,013 72	0 00	0 00	0 00	0 00	0 00	
1 Oct 02 3 Oct 02	Foreign exchange JPY	0 00	- 32,573 28	32,573 28	0 00	0 00	0 00	0 00	0 00	
31 May 02 4 Jun 02	Foreign exchange JPY	0 00	- 18,080 10	18,080 10	0 00	0 00	0 00	0 00	0 00	
13 May 02 15 May 02	Foreign exchange JPY	0 00	- 31,301 35	31,301 35	0 00	0 00	0 00	0 00	0 00	

921

◆ Realized Gain/Loss Detail - Taxable

Trade Date Settle Date	Security Description Acquisition Date	Shares/Par	Proceeds	Cost	Realized gain/loss			Total	
					Short Term	Market Long Term	Translation	Short Term	Long Term
<i>Foreign Exchange</i>									
Foreign exchange									
22 Aug 02 28 Aug 02	Foreign exchange JPY	0 00	- 25 157 23	25,157 23	0 00	0 00	0 00	0 00	0 00
17 Sep 02 18 Dec 02	Foreign exchange JPY	0 00	- 1,218,450 83	1,219 817 01	0 00	0 00	1,466 18	1,466 18	0 00
19 Jun 02 21 Jun 02	Foreign exchange JPY	0 00	- 32,331 07	32,331 07	0 00	0 00	0 00	0 00	0 00
15 Feb 02 18 Feb 02	Foreign exchange JPY	0 00	- 7 578 83	7,578 83	0 00	0 00	0 00	0 00	0 00
28 Jan 02 31 Jan 02	Foreign exchange JPY	0 00	- 843,327 35	843 327 35	0 00	0 00	0 00	0 00	0 00
25 Oct 02 28 Oct 02	Foreign exchange JPY	0 00	- 18,021 79	18,021 79	0 00	0 00	0 00	0 00	0 00
1 Oct 02 2 Oct 02	Foreign exchange JPY	0 00	- 32,840 72	32 840 72	0 00	0 00	0 00	0 00	0 00
16 Sep 02 18 Sep 02	Foreign exchange JPY	0 00	- 8,178 82	8,178 82	0 00	0 00	0 00	0 00	0 00
9 Jul 02 19 Sep 02	Foreign exchange JPY	0 00	- 32,927 23	33 884 71	0 00	0 00	1,057 48	1,057 48	0 00
28 Mar 02 20 Jun 02	Foreign exchange JPY	0 00	- 128,182 48	121 120 36	0 00	0 00	- 8,042 10	- 8,042 10	0 00
20 Jun 02 24 Jun 02	Foreign exchange JPY	0 00	- 58,588 52	58,588 52	0 00	0 00	0 00	0 00	0 00

922

◆ Realized Gain/Loss Detail - Taxable

Trade Date	Security Description	Shares/Par	Proceeds	Cost	Realized gain/loss			Total	
					Short Term	Market Long Term	Translation	Short Term	Long Term
Settle Date	Acquisition Date								
Foreign Exchange									
Foreign exchange									
Total Japanese yen sales			- 8,112,820.45	8,170,302.84	0.00	0.00	57,482.39	57,482.39	0.00
New Zealand dollar sales									
11 Mar 02	Foreign exchange	NZD	0.00	- 38,482.00	38,482.00	0.00	0.00	0.00	0.00
13 Mar 02									
18 Feb 02	Foreign exchange	NZD	0.00	- 1,680.00	1,680.00	0.00	0.00	0.00	0.00
21 Feb 02									
Total New Zealand dollar sales			- 38,162.00	38,162.00	0.00	0.00	0.00	0.00	0.00
Norwegian krone sales									
29 Jan 02	Foreign exchange	NOK	0.00	- 85,700.16	85,700.16	0.00	0.00	0.00	0.00
31 Jan 02									
13 Dec 01	Foreign exchange	NOK	0.00	- 153,878.84	149,878.02	0.00	0.00	- 4,289.82	- 4,289.82
20 Mar 02									
1 Feb 02	Foreign exchange	NOK	0.00	- 5,518.78	5,518.78	0.00	0.00	0.00	0.00
1 Feb 02									
Total Norwegian krone sales			- 245,197.56	240,897.84	0.00	0.00	- 4,289.82	- 4,289.82	0.00
Singapore dollar sales									
13 Dec 01	Foreign exchange	SGD	0.00	- 87,539.32	87,479.50	0.00	0.00	- 59.82	- 59.82
20 Mar 02									
18 Jan 02	Foreign exchange	SGD	0.00	- 48,988.27	48,866.27	0.00	0.00	0.00	0.00
22 Jan 02									

923

◆ Realized Gain/Loss Detail - Taxable

Trade Date Settle Date	Security Description Acquisition Date	Shares/Par	Proceeds	Cost	Realized gain/loss			Total	
					Short Term	Market Long Term	Translation	Short Term	Long Term
Foreign Exchange									
Foreign exchange									
30 Jan 02 1 Feb 02	Foreign exchange SGD	0 00	- 2 722 57	2 722 57	0 00	0 00	0 00	0 00	0 00
19 Feb 02 21 Feb 02	Foreign exchange SGD	0 00	- 1 639 34	1 639 34	0 00	0 00	0 00	0 00	0 00
Total Singapore dollar sales			- 140,867 50	140,807 68	0 00	0 00	- 59 82	- 59 82	0 00
Swedish krona sales									
28 Mar 02 2 Apr 02	Foreign exchange SEK	0 00	- 3,380 83	3,380 83	0 00	0 00	0 00	0 00	0 00
4 Dec 02 8 Dec 02	Foreign exchange SEK	0 00	- 18,810 51	18,810 51	0 00	0 00	0 00	0 00	0 00
Total Swedish krona sales			- 22,191 34	22,191 34	0 00	0 00	0 00	0 00	0 00
Swiss franc sales									
13 Sep 02 18 Dec 02	Foreign exchange CHF	0 00	- 20,999 30	20 076 21	0 00	0 00	- 913 09	- 913 09	0 00
20 Feb 02 22 Feb 02	Foreign exchange CHF	0 00	- 1 178 25	1,178 25	0 00	0 00	0 00	0 00	0 00
1 Apr 02 3 Apr 02	Foreign exchange CHF	0 00	- 2,412 40	2,412 40	0 00	0 00	0 00	0 00	0 00
1 Oct 02 3 Oct 02	Foreign exchange CHF	0 00	- 2,701 08	2 701 08	0 00	0 00	0 00	0 00	0 00

234

Realized Gain/Loss Detail - Taxable

Trade Date	Security Description	Settle Date	Acquisition Date	Shares/Par	Proceeds	Cost	Short Term	Long Term	Market	Translation	Short Term	Long Term	Total	Realized gain/loss
------------	----------------------	-------------	------------------	------------	----------	------	------------	-----------	--------	-------------	------------	-----------	-------	--------------------

Foreign Exchange

Foreign exchange														
31 Jul 02	Foreign exchange	CHF		0 00	- 33,665 50	33,665 50	0 00	0 00	0 00	0 00	0 00	0 00	0 00	0 00
9 Oct 02	Foreign exchange	CHF		0 00	- 60,589 74	60,589 74	0 00	0 00	0 00	0 00	0 00	0 00	0 00	0 00
11 Jul 02	Foreign exchange	CHF		0 00	- 26,838 63	26,838 63	0 00	0 00	0 00	0 00	0 00	0 00	0 00	0 00
4 Jun 02	Foreign exchange	CHF		0 00	- 12,820 51	12,820 51	0 00	0 00	0 00	0 00	0 00	0 00	0 00	0 00
Total Swiss franc sales														
					- 101,184.39	101,281.30	0 00	0 00	- 813.09	- 813.09	0 00			

United States dollar sales

United States dollar sales														
28 Mar 02	Foreign exchange	USD		0 00	- 8,715 00	8,715 00	0 00	0 00	0 00	0 00	0 00	0 00	0 00	0 00
24 Dec 01	Foreign exchange	USD		0 00	- 70,729 05	70,729 05	0 00	0 00	0 00	0 00	0 00	0 00	0 00	0 00
8 Aug 02	Foreign exchange	USD		0 00	- 58,308 00	58,308 00	0 00	0 00	0 00	0 00	0 00	0 00	0 00	0 00
13 Aug 02	Foreign exchange	USD		0 00	- 58,308 00	58,308 00	0 00	0 00	0 00	0 00	0 00	0 00	0 00	0 00
8 Aug 02	Foreign exchange	USD		0 00	- 68,324 88	68,324 88	0 00	0 00	0 00	0 00	0 00	0 00	0 00	0 00
10 Apr 02	Foreign exchange	USD		0 00	- 23,014 88	23,014 88	0 00	0 00	0 00	0 00	0 00	0 00	0 00	0 00
12 Sep 02	Foreign exchange	USD		0 00	- 8,303 58	8,303 58	0 00	0 00	0 00	0 00	0 00	0 00	0 00	0 00

◆ **Realized Gain/Loss Detail - Taxable**

Trade Date Security Description
 Settle Date Acquisition Date
 Shares/Par Proceeds Cost Short Term Long Term Market Translation Short Term Total Long Term
 Realized gain/loss

Foreign Exchange

Trade Date	Security Description	Settle Date	Acquisition Date	Shares/Par	Proceeds	Cost	Short Term	Long Term	Market	Translation	Short Term	Total	Long Term
20 Feb 02	Foreign exchange	20 Mar 02		0 00	- 59,870 01	59 870 01	0 00	0 00	0 00	0 00	0 00	0 00	0 00
5 Jul 02	Foreign exchange	8 Jul 02		0 00	- 33,333 33	33 333 33	0 00	0 00	0 00	0 00	0 00	0 00	0 00
20 Aug 02	Foreign exchange	22 Aug 02		0 00	- 14 681 00	14 681 00	0 00	0 00	0 00	0 00	0 00	0 00	0 00
6 Dec 02	Foreign exchange	10 Dec 02		0 00	- 7,855 00	7,855 00	0 00	0 00	0 00	0 00	0 00	0 00	0 00
14 Jun 02	Foreign exchange	20 Jun 02		0 00	- 1,474,379 83	1,474,379 83	0 00	0 00	0 00	0 00	0 00	0 00	0 00
12 Feb 02	Foreign exchange	14 Feb 02		0 00	- 8,780 00	8,780 00	0 00	0 00	0 00	0 00	0 00	0 00	0 00
7 Nov 02	Foreign exchange	8 Nov 02		0 00	- 8,248 78	8,248 78	0 00	0 00	0 00	0 00	0 00	0 00	0 00
28 Mar 02	Foreign exchange	28 Mar 02		0 00	- 7,530 12	7,530 12	0 00	0 00	0 00	0 00	0 00	0 00	0 00
10 Dec 02	Foreign exchange	18 Dec 02		0 00	- 133,713 50	133 713 50	0 00	0 00	0 00	0 00	0 00	0 00	0 00
8 May 02	Foreign exchange	10 May 02		0 00	- 54,360 00	54 360 00	0 00	0 00	0 00	0 00	0 00	0 00	0 00
8 Aug 02	Foreign exchange	12 Aug 02		0 00	- 41 694 48	41,694 48	0 00	0 00	0 00	0 00	0 00	0 00	0 00

Foreign exchange

926

◆ Realized Gain/Loss Detail - Taxable

Trade Date Settle Date	Security Description Acquisition Date	Shares/Par	Proceeds	Cost	Realized gain/loss			Total	
					Short Term	Market Long Term	Translation	Short Term	Long Term
Foreign Exchange									
Foreign exchange									
12 Apr 02 16 Apr 02	Foreign exchange USD	0 00	- 12,585 07	12,585 07	0 00	0 00	0 00	0 00	0 00
17 Apr 02 18 Apr 02	Foreign exchange USD	0 00	- 26,890 00	26,890 00	0 00	0 00	0 00	0 00	0 00
21 Dec 01 20 Mar 02	Foreign exchange USD	0 00	- 38,503 85	38,503 85	0 00	0 00	0 00	0 00	0 00
19 Jul 02 23 Jul 02	Foreign exchange USD	0 00	- 32,573 29	32,573 29	0 00	0 00	0 00	0 00	0 00
25 Jun 02 27 Jun 02	Foreign exchange USD	0 00	- 32,175 03	32,175 03	0 00	0 00	0 00	0 00	0 00
29 Apr 02 1 May 02	Foreign exchange USD	0 00	- 21,886 50	21,886 50	0 00	0 00	0 00	0 00	0 00
25 Sep 02 18 Dec 02	Foreign exchange USD	0 00	- 23,334 00	23,334 00	0 00	0 00	0 00	0 00	0 00
9 Aug 02 13 Aug 02	Foreign exchange USD	0 00	- 20,931 45	20,931 45	0 00	0 00	0 00	0 00	0 00
22 Feb 02 26 Feb 02	Foreign exchange USD	0 00	- 22,379 71	22,379 71	0 00	0 00	0 00	0 00	0 00
30 Jan 02 20 Mar 02	Foreign exchange USD	0 00	- 300,030 00	300,030 00	0 00	0 00	0 00	0 00	0 00
20 Jun 02 24 Jun 02	Foreign exchange USD	0 00	- 19,240 00	19,240 00	0 00	0 00	0 00	0 00	0 00

927

◆ Realized Gain/Loss Detail - Taxable

Trade Date Settle Date	Security Description Acquisition Date	Shares/Par	Proceeds	Cost	Realized gain/loss			Total	
					Short Term	Market Long Term	Translation	Short Term	Long Term
<i>Foreign Exchange</i>									
Foreign exchange									
13 Feb 02 15 Feb 02	Foreign exchange USD	0 00	- 13 083 00	13,083 00	0 00	0 00	0 00	0 00	0 00
23 Oct 02 25 Oct 02	Foreign exchange USD	0 00	- 18 584 00	18 584 00	0 00	0 00	0 00	0 00	0 00
21 Feb 02 20 Mar 02	Foreign exchange USD	0 00	- 82,520 83	82,520 83	0 00	0 00	0 00	0 00	0 00
21 Jun 02 19 Sep 02	Foreign exchange USD	0 00	- 207,778 26	207 778 28	0 00	0 00	0 00	0 00	0 00
28 Mar 02 28 Mar 02	Foreign exchange USD	0 00	- 150,784 08	150,784 08	0 00	0 00	0 00	0 00	0 00
10 Dec 02 18 Dec 02	Foreign exchange USD	0 00	- 1,031,807 29	1,031,807 29	0 00	0 00	0 00	0 00	0 00
28 Mar 02 28 Mar 02	Foreign exchange USD	0 00	- 35,040 00	35 040 00	0 00	0 00	0 00	0 00	0 00
30 Jul 02 1 Aug 02	Foreign exchange USD	0 00	- 49,280 00	49,280 00	0 00	0 00	0 00	0 00	0 00
11 Feb 02 13 Feb 02	Foreign exchange USD	0 00	- 25 604 55	25,604 55	0 00	0 00	0 00	0 00	0 00
4 Dec 02 6 Dec 02	Foreign exchange USD	0 00	- 9,448 40	9,448 40	0 00	0 00	0 00	0 00	0 00
29 Apr 02 1 May 02	Foreign exchange USD	0 00	- 140,448 44	140,448 44	0 00	0 00	0 00	0 00	0 00

◆ Realized Gain/Loss Detail - Taxable

Trade Date Settle Date	Security Description Acquisition Date	Shares/Par	Proceeds	Cost	Realized gain/loss			Total	
					Short Term	Market Long Term	Translation	Short Term	Long Term
Foreign Exchange									
Foreign exchange									
14 Feb 02 15 Feb 02	Foreign exchange USD	0 00	- 8 728 00	8 728 00	0 00	0 00	0 00	0 00	0 00
23 Jan 02 25 Jan 02	Foreign exchange USD	0 00	- 29,873 04	29 873 04	0 00	0 00	0 00	0 00	0 00
27 Mar 02 2 Apr 02	Foreign exchange USD	0 00	- 38,757 38	38,757 38	0 00	0 00	0 00	0 00	0 00
8 Nov 02 8 Nov 02	Foreign exchange USD	0 00	- 24,543 89	24,543 89	0 00	0 00	0 00	0 00	0 00
10 Jul 02 12 Jul 02	Foreign exchange USD	0 00	- 21 380 08	21 380 08	0 00	0 00	0 00	0 00	0 00
18 Jan 02 22 Jan 02	Foreign exchange USD	0 00	- 37,750 09	37,750 09	0 00	0 00	0 00	0 00	0 00
20 Sep 02 18 Dec 02	Foreign exchange USD	0 00	- 20 204 74	20 204 74	0 00	0 00	0 00	0 00	0 00
2 Oct 02 3 Oct 02	Foreign exchange USD	0 00	- 4,931 50	4,931 50	0 00	0 00	0 00	0 00	0 00
29 Aug 02 19 Sep 02	Foreign exchange USD	0 00	- 200,828 00	200,828 00	0 00	0 00	0 00	0 00	0 00
18 Jan 02 18 Jan 02	Foreign exchange USD	0 00	- 30,418 25	30,418 25	0 00	0 00	0 00	0 00	0 00
5 Dec 02 8 Dec 02	Foreign exchange USD	0 00	- 15,735 00	15,735 00	0 00	0 00	0 00	0 00	0 00

bfb

◆ Realized Gain/Loss Detail - Taxable

Trade Date Settle Date	Security Description Acquisition Date	Shares/Par	Proceeds	Cost	Realized gain/loss			Total	
					Short Term	Market Long Term	Translation	Short Term	Long Term
<i>Foreign Exchange</i>									
Foreign exchange									
29 Aug 02 18 Sep 02	Foreign exchange USD	0 00	- 126,860 62	126,860 62	0 00	0 00	0 00	0 00	0 00
8 Oct 02 18 Dec 02	Foreign exchange USD	0 00	- 38,750 00	38,750 00	0 00	0 00	0 00	0 00	0 00
28 Mar 02 28 Mar 02	Foreign exchange USD	0 00	28 562 00	28 562 00	0 00	0 00	0 00	0 00	0 00
11 Feb 02 13 Feb 02	Foreign exchange USD	0 00	- 14,986 89	14,986 89	0 00	0 00	0 00	0 00	0 00
11 Mar 02 20 Mar 02	Foreign exchange USD	0 00	- 102,573 31	102,573 31	0 00	0 00	0 00	0 00	0 00
20 Feb 02 22 Feb 02	Foreign exchange USD	0 00	- 1,039 00	1 039 00	0 00	0 00	0 00	0 00	0 00
8 Mar 02 12 Mar 02	Foreign exchange USD	0 00	- 15 612 80	15,612 80	0 00	0 00	0 00	0 00	0 00
21 Dec 01 20 Mar 02	Foreign exchange USD	0 00	- 541,795 67	541 795 67	0 00	0 00	0 00	0 00	0 00
21 Oct 02 23 Oct 02	Foreign exchange USD	0 00	- 48,710 00	48,710 00	0 00	0 00	0 00	0 00	0 00
1 Apr 02 3 Apr 02	Foreign exchange USD	0 00	- 75 125 84	75,125 84	0 00	0 00	0 00	0 00	0 00
21 Aug 02 23 Aug 02	Foreign exchange USD	0 00	- 18,520 00	18,520 00	0 00	0 00	0 00	0 00	0 00

930

◆ Realized Gain/Loss Detail - Taxable

Trade Date Settle Date	Security Description Acquisition Date	Shares/Par	Proceeds	Cost	Realized gain/loss			Total	
					Short Term	Market Long Term	Translation	Short Term	Long Term
Foreign Exchange									
Foreign exchange									
13 Sep 02 17 Sep 02	Foreign exchange USD	0 00	- 17,239 09	17,239 09	0 00	0 00	0 00	0 00	0 00
8 May 02 8 May 02	Foreign exchange USD	0 00	- 38,873 77	38,873 77	0 00	0 00	0 00	0 00	0 00
17 Jan 02 18 Jan 02	Foreign exchange USD	0 00	- 22,727 27	22,727 27	0 00	0 00	0 00	0 00	0 00
27 Mar 02 2 Apr 02	Foreign exchange USD	0 00	- 14,258 00	14,258 00	0 00	0 00	0 00	0 00	0 00
25 Feb 02 27 Feb 02	Foreign exchange USD	0 00	- 22,404 78	22,404 78	0 00	0 00	0 00	0 00	0 00
14 Jun 02 20 Jun 02	Foreign exchange USD	0 00	- 73,645 00	73,645 00	0 00	0 00	0 00	0 00	0 00
25 Feb 02 26 Feb 02	Foreign exchange USD	0 00	- 6,141 80	6,141 80	0 00	0 00	0 00	0 00	0 00
27 Mar 02 2 Apr 02	Foreign exchange USD	0 00	- 48,379 29	48,379 29	0 00	0 00	0 00	0 00	0 00
31 Jan 02 4 Feb 02	Foreign exchange USD	0 00	- 4,310 00	4,310 00	0 00	0 00	0 00	0 00	0 00
14 May 02 18 May 02	Foreign exchange USD	0 00	- 28,992 00	28,992 00	0 00	0 00	0 00	0 00	0 00
1 Jul 02 2 Jul 02	Foreign exchange USD	0 00	- 84,189 26	84,189 26	0 00	0 00	0 00	0 00	0 00

◆ Realized Gain/Loss Detail - Taxable

Trade Date Settle Date	Security Description Acquisition Date	Shares/Par	Proceeds	Cost	Realized gain/loss			Total	
					Short Term	Market Long Term	Translation	Short Term	Long Term
<i>Foreign Exchange</i>									
Foreign exchange									
4 Jun 02 5 Jun 02	Foreign exchange USD	0 00	- 85 825 00	85 825 00	0 00	0 00	0 00	0 00	0 00
22 Jul 02 18 Sep 02	Foreign exchange USD	0 00	- 25 785 38	25 785 38	0 00	0 00	0 00	0 00	0 00
24 Jun 02 24 Jun 02	Foreign exchange USD	0 00	- 28 753 89	28 753 89	0 00	0 00	0 00	0 00	0 00
11 Mar 02 20 Mar 02	Foreign exchange USD	0 00	- 1,254,187 12	1,254,187 12	0 00	0 00	0 00	0 00	0 00
30 Jan 02 20 Mar 02	Foreign exchange USD	0 00	- 108,733 35	109,733 35	0 00	0 00	0 00	0 00	0 00
30 May 02 3 Jun 02	Foreign exchange USD	0 00	- 18,700 00	18,700 00	0 00	0 00	0 00	0 00	0 00
30 Sep 02 2 Oct 02	Foreign exchange USD	0 00	- 59,328 00	59 328 00	0 00	0 00	0 00	0 00	0 00
17 Apr 02 19 Apr 02	Foreign exchange USD	0 00	- 14,440 00	14,440 00	0 00	0 00	0 00	0 00	0 00
8 Mar 02 12 Mar 02	Foreign exchange USD	0 00	- 35,714 29	35 714 29	0 00	0 00	0 00	0 00	0 00
14 May 02 18 May 02	Foreign exchange USD	0 00	- 38,283 00	38 283 00	0 00	0 00	0 00	0 00	0 00
18 Jan 02 20 Mar 02	Foreign exchange USD	0 00	- 18,335 42	18 335 42	0 00	0 00	0 00	0 00	0 00

933-

◆ Realized Gain/Loss Detail - Taxable

Trade Date Settle Date	Security Description Acquisition Date	Shares/Par	Proceeds	Cost	Realized gain/loss			Total	
					Short Term	Market Long Term	Translation	Short Term	Long Term
Foreign Exchange									
Foreign exchange									
8 Aug 02 12 Aug 02	Foreign exchange USD	0 00	- 7,289 27	7,289 27	0 00	0 00	0 00	0 00	0 00
28 Nov 02 27 Nov 02	Foreign exchange USD	0 00	- 15,515 00	15,515 00	0 00	0 00	0 00	0 00	0 00
8 May 02 8 May 02	Foreign exchange USD	0 00	- 70,827 01	70,827 01	0 00	0 00	0 00	0 00	0 00
30 Jul 02 1 Aug 02	Foreign exchange USD	0 00	- 41,894 48	41,894 48	0 00	0 00	0 00	0 00	0 00
13 Dec 01 19 Dec 01	Foreign exchange USD	0 00	- 441,814 50	441,814 50	0 00	0 00	0 00	0 00	0 00
22 May 02 24 May 02	Foreign exchange USD	0 00	- 48,400 00	48,400 00	0 00	0 00	0 00	0 00	0 00
8 May 02 10 May 02	Foreign exchange USD	0 00	- 28,340 00	28,340 00	0 00	0 00	0 00	0 00	0 00
8 May 02 8 May 02	Foreign exchange USD	0 00	- 44,048 00	44,048 00	0 00	0 00	0 00	0 00	0 00
11 Mar 02 20 Mar 02	Foreign exchange USD	0 00	- 120,785 88	120,785 88	0 00	0 00	0 00	0 00	0 00
8 Oct 02 10 Oct 02	Foreign exchange USD	0 00	- 87,880 00	87,880 00	0 00	0 00	0 00	0 00	0 00
12 Apr 02 18 Apr 02	Foreign exchange USD	0 00	- 24,008 18	24,008 18	0 00	0 00	0 00	0 00	0 00

◆ Realized Gain/Loss Detail - Taxable

Trade Date Settle Date	Security Description Acquisition Date	Shares/Par	Proceeds	Cost	Realized gain/loss			Total	
					Short Term	Market Long Term	Translation	Short Term	Long Term
Foreign Exchange									
Foreign exchange									
18 Jul 02 22 Jul 02	Foreign exchange USD	0 00	- 20,352 78	20 352 78	0 00	0 00	0 00	0 00	0 00
10 Apr 02 18 Apr 02	Foreign exchange USD	0 00	- 14,400 00	14,400 00	0 00	0 00	0 00	0 00	0 00
5 Feb 02 7 Feb 02	Foreign exchange USD	0 00	- 37,394 36	37,394 36	0 00	0 00	0 00	0 00	0 00
18 Jan 02 22 Jan 02	Foreign exchange USD	0 00	- 8 800 00	8,800 00	0 00	0 00	0 00	0 00	0 00
18 Jul 02 22 Jul 02	Foreign exchange USD	0 00	- 8,554 32	8 554 32	0 00	0 00	0 00	0 00	0 00
9 Oct 02 18 Dec 02	Foreign exchange USD	0 00	- 162,403 57	162,403 57	0 00	0 00	0 00	0 00	0 00
27 Sep 02 1 Oct 02	Foreign exchange USD	0 00	- 78,120 00	78,120 00	0 00	0 00	0 00	0 00	0 00
1 Jul 02 3 Jul 02	Foreign exchange USD	0 00	- 18 659 73	18,659 73	0 00	0 00	0 00	0 00	0 00
28 Mar 02 28 Mar 02	Foreign exchange USD	0 00	- 35,975 54	35,975 54	0 00	0 00	0 00	0 00	0 00
18 Sep 02 19 Sep 02	Foreign exchange USD	0 00	1 208,691 35	1,208,691 35	0 00	0 00	0 00	0 00	0 00
8 May 02 10 May 02	Foreign exchange USD	0 00	- 48,818 21	48,818 21	0 00	0 00	0 00	0 00	0 00

h24

Realized Gain/Loss Detail - Taxable

Realized gain/loss: _____
 Market _____
 Short Term _____ Long Term _____ Total _____
 Translation _____
 Proceeds _____ Cost _____
 Shares/Par _____
 Trade Date _____ Security Description _____
 Settle Date _____ Acquisition Date _____

Foreign Exchange

Foreign exchange

12 Aug 02 Foreign exchange USD 0 00 - 45,855 00 45,855 00 0 00 0 00 0 00 0 00

18 Jun 02 Foreign exchange USD 0 00 - 29,814 00 29,814 00 0 00 0 00 0 00 0 00

24 Oct 02 Foreign exchange USD 0 00 - 29,283 00 29,283 00 0 00 0 00 0 00 0 00

Total United States dollar sales - 10,551,091.97 10,551,091.97 0 00 0 00 0 00 0 00

Australian dollar purchases

17 Apr 02 Foreign exchange AUD 0 00 29,890 00 - 29,890 00 0 00 0 00 0 00 0 00

23 Oct 02 Foreign exchange AUD 0 00 18,584 00 - 18,584 00 0 00 0 00 0 00 0 00

20 Feb 02 Foreign exchange AUD 0 00 1,039 00 - 1,039 00 0 00 0 00 0 00 0 00

14 May 02 Foreign exchange AUD 0 00 38,283 00 - 38,283 00 0 00 0 00 0 00 0 00

Total Australian dollar purchases 82,796 00 - 82,796 00 0 00 0 00 0 00 0 00 0 00

British pound sterling purchases

9 Dec 02 Foreign exchange GBP 0 00 7,855 00 - 7,855 00 0 00 0 00 0 00 0 00

10 Dec 02 Foreign exchange GBP 0 00 0 00 0 00 0 00 0 00 0 00 0 00

535

◆ Realized Gain/Loss Detail - Taxable

Trade Date Settle Date	Security Description Acquisition Date	Shares/Par	Proceeds	Cost	Realized gain/loss			Total	
					Short Term	Market Long Term	Translation	Short Term	Long Term
Foreign Exchange									
Foreign exchange									
17 Apr 02 19 Apr 02	Foreign exchange GBP	0 00	14,440 00	- 14,440 00	0 00	0 00	0 00	0 00	0 00
26 Nov 02 27 Nov 02	Foreign exchange GBP	0 00	15,515 00	- 15,515 00	0 00	0 00	0 00	0 00	0 00
13 Dec 01 19 Dec 01	Foreign exchange GBP	0 00	444,353 78	- 441,914 50	0 00	0 00	2,439 29	2,439 29	0 00
8 May 02 10 May 02	Foreign exchange GBP	0 00	29,340 00	- 29,340 00	0 00	0 00	0 00	0 00	0 00
8 May 02 8 May 02	Foreign exchange GBP	0 00	44,048 00	- 44,048 00	0 00	0 00	0 00	0 00	0 00
11 Mar 02 20 Mar 02	Foreign exchange GBP	0 00	121,074 00	- 120,785 88	0 00	0 00	308 12	308 12	0 00
18 Apr 02 18 Apr 02	Foreign exchange GBP	0 00	14,400 00	- 14,400 00	0 00	0 00	0 00	0 00	0 00
12 Aug 02 19 Sep 02	Foreign exchange GBP	0 00	48,483 52	- 45,855 00	0 00	0 00	628 52	628 52	0 00
18 Jun 02 20 Jun 02	Foreign exchange GBP	0 00	29,614 00	- 29,614 00	0 00	0 00	0 00	0 00	0 00
Total British pound sterling purchases			1,381,723 85	- 1,352,896 78	0 00	0 00	8,727 17	8,727 17	0 00
Danish krone purchases									
19 Jul 02 22 Jul 02	Foreign exchange DKK	0 00	20,352 78	- 20,352 78	0 00	0 00	0 00	0 00	0 00

◆ Realized Gain/Loss Detail - Taxable

Trade Date Settle Date	Security Description Acquisition Date	Shares/Par	Proceeds	Cost	Realized gain/loss			Total	
					Short Term	Market Long Term	Translation	Short Term	Long Term
Foreign Exchange									
Foreign exchange									
Total Danish krone purchases			20,352 78	- 20,352 78	0 00	0 00	0 00	0 00	0 00
Euro purchases									
28 Mar 02 2 Apr 02	Foreign exchange EUR	0 00	8,795 48	- 8,715 00	0 00	0 00	80 48	80 48	0 00
9 Aug 02 13 Aug 02	Foreign exchange EUR	0 00	58 308 00	- 58,308 00	0 00	0 00	0 00	0 00	0 00
20 Aug 02 22 Aug 02	Foreign exchange EUR	0 00	14,681 00	- 14,681 00	0 00	0 00	0 00	0 00	0 00
12 Feb 02 14 Feb 02	Foreign exchange EUR	0 00	8,760 00	- 8 760 00	0 00	0 00	0 00	0 00	0 00
8 May 02 10 May 02	Foreign exchange EUR	0 00	54,360 00	- 54,360 00	0 00	0 00	0 00	0 00	0 00
20 Jun 02 24 Jun 02	Foreign exchange EUR	0 00	19,240 00	- 19,240 00	0 00	0 00	0 00	0 00	0 00
13 Feb 02 15 Feb 02	Foreign exchange EUR	0 00	13,083 00	- 13,083 00	0 00	0 00	0 00	0 00	0 00
28 Mar 02 28 Mar 02	Foreign exchange EUR	0 00	35,040 00	- 35,040 00	0 00	0 00	0 00	0 00	0 00
30 Jul 02 1 Aug 02	Foreign exchange EUR	0 00	48,280 00	- 48 280 00	0 00	0 00	0 00	0 00	0 00
14 Feb 02 15 Feb 02	Foreign exchange EUR	0 00	8,728 00	- 8 728 00	0 00	0 00	0 00	0 00	0 00

◆ Realized Gain/Loss Detail - Taxable

Realized gain/loss _____
 Market _____
 Short Term _____
 Long Term _____
 Total _____
 Shares/Par _____
 Proceeds _____
 Cost _____
 Short Term _____
 Long Term _____
 Translation _____
 Short Term _____
 Long Term _____

Foreign Exchange

Foreign exchange

Trade Date	Security Description	Shares/Par	Proceeds	Cost	Short Term	Long Term	Translation	Short Term	Long Term
2 Oct 02	Foreign exchange	EUR	4,931 50	- 4,931 50	0 00	0 00	0 00	0 00	0 00
3 Oct 02	Foreign exchange	EUR	0 00	0 00	0 00	0 00	0 00	0 00	0 00
21 Oct 02	Foreign exchange	EUR	48,710 00	- 48,710 00	0 00	0 00	0 00	0 00	0 00
23 Oct 02	Foreign exchange	EUR	0 00	0 00	0 00	0 00	0 00	0 00	0 00
21 Aug 02	Foreign exchange	EUR	19,520 00	- 19,520 00	0 00	0 00	0 00	0 00	0 00
25 Feb 02	Foreign exchange	EUR	8,141 80	- 8,141 80	0 00	0 00	0 00	0 00	0 00
31 Jan 02	Foreign exchange	EUR	4,310 00	- 4,310 00	0 00	0 00	0 00	0 00	0 00
4 Feb 02	Foreign exchange	EUR	0 00	0 00	0 00	0 00	0 00	0 00	0 00
4 Jun 02	Foreign exchange	EUR	85 825 00	- 85,825 00	0 00	0 00	0 00	0 00	0 00
6 Jun 02	Foreign exchange	EUR	0 00	0 00	0 00	0 00	0 00	0 00	0 00
30 May 02	Foreign exchange	EUR	18,700 00	- 18,700 00	0 00	0 00	0 00	0 00	0 00
30 Sep 02	Foreign exchange	EUR	59,328 00	- 59,328 00	0 00	0 00	0 00	0 00	0 00
2 Oct 02	Foreign exchange	EUR	0 00	0 00	0 00	0 00	0 00	0 00	0 00
22 May 02	Foreign exchange	EUR	48,400 00	- 48,400 00	0 00	0 00	0 00	0 00	0 00
24 May 02	Foreign exchange	EUR	0 00	0 00	0 00	0 00	0 00	0 00	0 00
8 Oct 02	Foreign exchange	EUR	87,890 00	- 87,890 00	0 00	0 00	0 00	0 00	0 00
10 Oct 02	Foreign exchange	EUR	0 00	0 00	0 00	0 00	0 00	0 00	0 00
18 Jan 02	Foreign exchange	EUR	8,800 00	- 8,800 00	0 00	0 00	0 00	0 00	0 00

639

◆ Realized Gain/Loss Detail - Taxable

Trade Date Settle Date	Security Acquisition Date	Description	Shares/Par	Proceeds	Cost	Realized gain/loss			Total	
						Short Term	Market Long Term	Translation	Short Term	Long Term
Foreign Exchange										
Foreign exchange										
27 Sep 02 1 Oct 02	Foreign exchange	EUR	0 00	78,120 00	- 78,120 00	0 00	0 00	0 00	0 00	0 00
24 Oct 02 28 Oct 02	Foreign exchange	EUR	0 00	28,283 00	- 28,283 00	0 00	0 00	0 00	0 00	0 00
Total Euro purchases				758,014 78	- 757,834 30	0 00	0 00	80 48	80 48	0 00
Hong Kong dollar purchases										
11 Mar 02 20 Mar 02	Foreign exchange	HKD	0 00	102,573 31	- 102,573 31	0 00	0 00	0 00	0 00	0 00
Total Hong Kong dollar purchases				102,573 31	- 102,573 31	0 00	0 00	0 00	0 00	0 00
Japanese yen purchases										
8 Aug 02 12 Aug 02	Foreign exchange	JPY	0 00	66,334 88	- 66,334 88	0 00	0 00	0 00	0 00	0 00
10 Apr 02 20 Jun 02	Foreign exchange	JPY	0 00	24,217 88	- 23,014 96	0 00	0 00	1,203 00	1,203 00	0 00
20 Feb 02 20 Mar 02	Foreign exchange	JPY	0 00	60,711 85	- 59,870 01	0 00	0 00	741 84	741 84	0 00
5 Jul 02 8 Jul 02	Foreign exchange	JPY	0 00	33,333 33	- 33,333 33	0 00	0 00	0 00	0 00	0 00
14 Jun 02 20 Jun 02	Foreign exchange	JPY	0 00	1,477,295 66	- 1,474,379 83	0 00	0 00	2,918 03	2,918 03	0 00

chb

◆ Realized Gain/Loss Detail - Taxable

Trade Date	Security Description	Settle Date	Acquisition Date	Shares/Par	Proceeds	Cost	Realized gain/loss			
							Short Term	Market Long Term	Translation	Short Term
Foreign Exchange										
Foreign exchange										
7 Nov 02 8 Nov 02	Foreign exchange	JPY		0 00	8,248 78	- 8,248 78	0 00	0 00	0 00	0 00
28 Mar 02 28 Mar 02	Foreign exchange	JPY		0 00	7,530 12	- 7,530 12	0 00	0 00	0 00	0 00
9 Aug 02 12 Aug 02	Foreign exchange	JPY		0 00	41,884 46	- 41,884 46	0 00	0 00	0 00	0 00
22 Feb 02 26 Feb 02	Foreign exchange	JPY		0 00	22,378 71	- 22,378 71	0 00	0 00	0 00	0 00
30 Jan 02 20 Mar 02	Foreign exchange	JPY		0 00	303,558 23	- 300,030 00	0 00	0 00	3,529 23	3 529 23
21 Feb 02 20 Mar 02	Foreign exchange	JPY		0 00	83,478 78	- 82,520 63	0 00	0 00	958 16	958 16
21 Jun 02 16 Sep 02	Foreign exchange	JPY		0 00	205,785 19	- 207,778 26	0 00	0 00	- 1,984 07	- 1,984 07
26 Mar 02 28 Mar 02	Foreign exchange	JPY		0 00	150,784 08	- 150,784 08	0 00	0 00	0 00	0 00
10 Dec 02 18 Dec 02	Foreign exchange	JPY		0 00	1,052,675 20	- 1,031,807 29	0 00	0 00	20,867 91	20,867 91
28 Apr 02 1 May 02	Foreign exchange	JPY		0 00	140,448 44	- 140,448 44	0 00	0 00	0 00	0 00
23 Jan 02 25 Jan 02	Foreign exchange	JPY		0 00	28,873 04	- 28,873 04	0 00	0 00	0 00	0 00

ihb

◆ Realized Gain/Loss Detail - Taxable

Trade Date Settle Date	Security Description Acquisition Date	Shares/Par	Proceeds	Cost	Realized gain/loss			Total	
					Short Term	Market Long Term	Translation	Short Term	Long Term
<i>Foreign Exchange</i>									
Foreign exchange									
6 Nov 02 8 Nov 02	Foreign exchange JPY	0 00	24,543 89	- 24,543 89	0 00	0 00	0 00	0 00	0 00
18 Jan 02 22 Jan 02	Foreign exchange JPY	0 00	37,750 09	- 37,750 09	0 00	0 00	0 00	0 00	0 00
18 Jan 02 18 Jan 02	Foreign exchange JPY	0 00	30,418 25	- 30,418 25	0 00	0 00	0 00	0 00	0 00
29 Aug 02 19 Sep 02	Foreign exchange JPY	0 00	123,477 12	- 128,860 62	0 00	0 00	- 3,383 50	- 3,383 50	0 00
11 Feb 02 13 Feb 02	Foreign exchange JPY	0 00	14,888 89	- 14,888 89	0 00	0 00	0 00	0 00	0 00
8 Mar 02 12 Mar 02	Foreign exchange JPY	0 00	15,812 80	- 15,812 80	0 00	0 00	0 00	0 00	0 00
21 Dec 01 20 Mar 02	Foreign exchange JPY	0 00	531,228 66	- 541,795 67	0 00	0 00	- 10,567 01	- 10,567 01	0 00
1 Apr 02 3 Apr 02	Foreign exchange JPY	0 00	75,125 84	- 75,125 84	0 00	0 00	0 00	0 00	0 00
17 Jan 02 18 Jan 02	Foreign exchange JPY	0 00	22,727 27	- 22,727 27	0 00	0 00	0 00	0 00	0 00
25 Feb 02 27 Feb 02	Foreign exchange JPY	0 00	22,404 78	- 22,404 78	0 00	0 00	0 00	0 00	0 00
1 Jul 02 2 Jul 02	Foreign exchange JPY	0 00	84,189 28	- 84,189 28	0 00	0 00	0 00	0 00	0 00

ehb

Trade Date Security Description Shares/Par Proceeds Cost Short Term Long Term Market Short Term Translation Short Term Long Term Total

Foreign Exchange

22 Jul 02	Foreign exchange	JPY	0.00	24,685.42	- 25,795.38	0.00	0.00	- 1,099.94	- 1,099.94	0.00	0.00
18 Sep 02	Foreign exchange	JPY	0.00	0.00	0.00	0.00	0.00	0.00	0.00	0.00	0.00
11 Mar 02	Foreign exchange	JPY	0.00	1,221,825.81	- 1,254,187.12	0.00	0.00	- 32,361.21	- 32,361.21	0.00	0.00
8 May 02	Foreign exchange	JPY	0.00	70,827.01	- 70,827.01	0.00	0.00	0.00	0.00	0.00	0.00
30 Jul 02	Foreign exchange	JPY	0.00	41,694.48	- 41,694.48	0.00	0.00	0.00	0.00	0.00	0.00
1 Aug 02	Foreign exchange	JPY	0.00	0.00	0.00	0.00	0.00	0.00	0.00	0.00	0.00
5 Feb 02	Foreign exchange	JPY	0.00	37,394.38	- 37,394.38	0.00	0.00	0.00	0.00	0.00	0.00
7 Feb 02	Foreign exchange	JPY	0.00	0.00	0.00	0.00	0.00	0.00	0.00	0.00	0.00
18 Jul 02	Foreign exchange	JPY	0.00	8,554.32	- 8,554.32	0.00	0.00	0.00	0.00	0.00	0.00
22 Jul 02	Foreign exchange	JPY	0.00	0.00	0.00	0.00	0.00	0.00	0.00	0.00	0.00
8 Oct 02	Foreign exchange	JPY	0.00	165,775.92	- 162,403.57	0.00	0.00	3,372.05	3,372.05	0.00	0.00
1 Jul 02	Foreign exchange	JPY	0.00	16,659.73	- 16,659.73	0.00	0.00	0.00	0.00	0.00	0.00
3 Jul 02	Foreign exchange	JPY	0.00	0.00	0.00	0.00	0.00	0.00	0.00	0.00	0.00
18 Sep 02	Foreign exchange	JPY	0.00	1,201,843.83	- 1,208,891.35	0.00	0.00	- 4,847.42	- 4,847.42	0.00	0.00
18 Sep 02	Foreign exchange	JPY	0.00	0.00	0.00	0.00	0.00	0.00	0.00	0.00	0.00

Total Japanese Yen purchases

			0.00	7,479,897.44	- 7,500,852.37	0.00	0.00	- 20,654.93	- 20,654.93	0.00	0.00
--	--	--	------	--------------	----------------	------	------	-------------	-------------	------	------

Norwegian krone purchases

12 Sep 02	Foreign exchange	NOK	0.00	8,303.58	- 8,303.58	0.00	0.00	0.00	0.00	0.00	0.00
18 Sep 02	Foreign exchange	NOK	0.00	0.00	0.00	0.00	0.00	0.00	0.00	0.00	0.00

EH6

◆ Realized Gain/Loss Detail - Taxable

Trade Date Settle Date	Security Description Acquisition Date	Shares/Par	Proceeds	Cost	Realized gain/loss			Total	
					Short Term	Market Long Term	Translation	Short Term	Long Term
Foreign Exchange									
Foreign exchange									
21 Dec 01 20 Mar 02	Foreign exchange NOK	0 00	39,920 39	- 38 503 85	0 00	0 00	1,418 54	1,418 54	0 00
13 Sep 02 17 Sep 02	Foreign exchange NOK	0 00	17,239 09	- 17,239 09	0 00	0 00	0 00	0 00	0 00
30 Jan 02 20 Mar 02	Foreign exchange NOK	0 00	114 058 25	- 109 733 35	0 00	0 00	4,324 80	4 324 80	0 00
Total Norwegian krone purchases			180,521.29	- 174,779 85	0 00	0 00	5,741.44	5,741 44	0 00
Singapore dollar purchases									
24 Dec 01 20 Mar 02	Foreign exchange SGD	0 00	71,125 70	- 70,729 05	0 00	0 00	398 65	398 65	0 00
8 May 02 8 May 02	Foreign exchange SGD	0 00	38,873 77	- 38 873 77	0 00	0 00	0 00	0 00	0 00
18 Jan 02 20 Mar 02	Foreign exchange SGD	0 00	18 413 62	- 18,335 42	0 00	0 00	78 20	78 20	0 00
Total Singapore dollar purchases			126,413 09	- 125,838.24	0 00	0 00	474 85	474 85	0 00
Swedish krona purchases									
12 Apr 02 16 Apr 02	Foreign exchange SEK	0 00	12,595 07	- 12,595 07	0 00	0 00	0 00	0 00	0 00
19 Jul 02 23 Jul 02	Foreign exchange SEK	0 00	32,573 29	- 32,573 29	0 00	0 00	0 00	0 00	0 00

htb

◆ Realized Gain/Loss Detail - Taxable

Trade Date Settle Date	Security Description Acquisition Date	Shares/Par	Proceeds	Cost	Realized gain/loss			Total	
					Short Term	Market Long Term	Translation	Short Term	Long Term
Foreign Exchange									
Foreign exchange									
25 Jun 02 27 Jun 02	Foreign exchange SEK	0 00	32,175 03	- 32,175 03	0 00	0 00	0 00	0 00	0 00
9 Aug 02 13 Aug 02	Foreign exchange SEK	0 00	20,831 45	- 20,831 45	0 00	0 00	0 00	0 00	0 00
11 Feb 02 13 Feb 02	Foreign exchange SEK	0 00	25,604 55	- 25,604 55	0 00	0 00	0 00	0 00	0 00
10 Jul 02 12 Jul 02	Foreign exchange SEK	0 00	21,380 08	- 21,380 08	0 00	0 00	0 00	0 00	0 00
27 Mar 02 2 Apr 02	Foreign exchange SEK	0 00	48,378 28	- 48,378 28	0 00	0 00	0 00	0 00	0 00
24 Jun 02 24 Jun 02	Foreign exchange SEK	0 00	28,753 89	- 28,753 89	0 00	0 00	0 00	0 00	0 00
8 Aug 02 12 Aug 02	Foreign exchange SEK	0 00	7,289 27	- 7,289 27	0 00	0 00	0 00	0 00	0 00
8 May 02 10 May 02	Foreign exchange SEK	0 00	48,818 21	- 48,818 21	0 00	0 00	0 00	0 00	0 00
Total Swedish krona purchases			278,508 23	- 278,508 23	0 00	0 00	0 00	0 00	0 00
Swiss franc purchases									
27 Mar 02 2 Apr 02	Foreign exchange CHF	0 00	38,757 38	- 38,757 38	0 00	0 00	0 00	0 00	0 00
20 Sep 02 18 Dec 02	Foreign exchange CHF	0 00	20,889 30	- 20,204 74	0 00	0 00	784 58	784 58	0 00

Shb

◆ Realized Gain/Loss Detail - Taxable

Trade Date Settle Date	Security Acquisition Date	Description	Shares/Par	Proceeds	Cost	Realized gain/loss			Total	
						Short Term	Market Long Term	Translation	Short Term	Long Term
Foreign Exchange										
Foreign exchange										
8 Mar 02 12 Mar 02	Foreign exchange	CHF	0 00	35,714 29	- 35,714 29	0 00	0 00	0 00	0 00	0 00
12 Apr 02 16 Apr 02	Foreign exchange	CHF	0 00	24,008 16	- 24,008 16	0 00	0 00	0 00	0 00	0 00
28 Mar 02 28 Mar 02	Foreign exchange	CHF	0 00	35 975 54	- 35 975 54	0 00	0 00	0 00	0 00	0 00
Total Swiss franc purchases				155,444 67	- 154,660 11	0 00	0 00	784 66	784.66	0 00
United States dollar purchases										
30 Jul 02 1 Aug 02	Foreign exchange	USD	0 00	41,694 46	- 41,694 46	0 00	0 00	0 00	0 00	0 00
6 May 02 7 May 02	Foreign exchange	USD	0 00	12,777 82	- 12,777 82	0 00	0 00	0 00	0 00	0 00
13 Dec 01 20 Mar 02	Foreign exchange	USD	0 00	1 515 393 20	- 1,515,393 20	0 00	0 00	0 00	0 00	0 00
7 May 02 8 May 02	Foreign exchange	USD	0 00	93,783 97	- 93 783 97	0 00	0 00	0 00	0 00	0 00
13 Sep 02 18 Dec 02	Foreign exchange	USD	0 00	20 076 21	- 20,076 21	0 00	0 00	0 00	0 00	0 00
29 Jan 02 31 Jan 02	Foreign exchange	USD	0 00	204,363 00	- 204,363 00	0 00	0 00	0 00	0 00	0 00
15 Nov 01 20 Mar 02	Foreign exchange	USD	0 00	722,733 25	- 722,733 25	0 00	0 00	0 00	0 00	0 00

976

◆ Realized Gain/Loss Detail - Taxable

Trade Date Settle Date	Security Description Acquisition Date	Shares/Par	Proceeds	Cost	Realized gain/loss			Total	
					Short Term	Market Long Term	Translation	Short Term	Long Term
Foreign Exchange									
Foreign exchange									
5 Feb 02 7 Feb 02	Foreign exchange USD	0 00	60,818 00	- 60,818 00	0 00	0 00	0 00	0 00	0 00
29 Jan 02 31 Jan 02	Foreign exchange USD	0 00	85,700 18	- 85,700 18	0 00	0 00	0 00	0 00	0 00
7 Nov 02 8 Nov 02	Foreign exchange USD	0 00	45,120 00	- 45,120 00	0 00	0 00	0 00	0 00	0 00
8 Nov 02 7 Nov 02	Foreign exchange USD	0 00	12,832 85	- 12,832 85	0 00	0 00	0 00	0 00	0 00
20 Feb 02 22 Feb 02	Foreign exchange USD	0 00	1,179 25	- 1,179 25	0 00	0 00	0 00	0 00	0 00
8 Apr 02 10 Apr 02	Foreign exchange USD	0 00	26,235 00	- 26,235 00	0 00	0 00	0 00	0 00	0 00
30 Apr 02 2 May 02	Foreign exchange USD	0 00	70,000 78	- 70,000 78	0 00	0 00	0 00	0 00	0 00
15 May 02 16 May 02	Foreign exchange USD	0 00	6,433 78	- 6,433 78	0 00	0 00	0 00	0 00	0 00
28 Mar 02 1 Apr 02	Foreign exchange USD	0 00	75,386 38	- 75,386 38	0 00	0 00	0 00	0 00	0 00
21 Feb 02 25 Feb 02	Foreign exchange USD	0 00	6,090 00	- 6,090 00	0 00	0 00	0 00	0 00	0 00
19 Feb 02 20 Feb 02	Foreign exchange USD	0 00	2,584 43	- 2,584 43	0 00	0 00	0 00	0 00	0 00

47

◆ Realized Gain/Loss Detail - Taxable

Trade Date Settle Date	Security Description Acquisition Date	Shares/Par	Proceeds	Cost	Realized gain/loss			Total	
					Short Term	Market Long Term	Translation	Short Term	Long Term
<i>Foreign Exchange</i>									
Foreign exchange									
10 May 02 13 May 02	Foreign exchange USD	0 00	108,984 14	- 108,984 14	0 00	0 00	0 00	0 00	0 00
17 Jan 02 18 Jan 02	Foreign exchange USD	0 00	17 600 00	- 17,600 00	0 00	0 00	0 00	0 00	0 00
4 Mar 02 8 Mar 02	Foreign exchange USD	0 00	10 424 40	- 10 424 40	0 00	0 00	0 00	0 00	0 00
18 Mar 02 20 Mar 02	Foreign exchange USD	0 00	88,467 10	- 88,467 10	0 00	0 00	0 00	0 00	0 00
13 Dec 01 20 Mar 02	Foreign exchange USD	0 00	122,485 00	- 122,485 00	0 00	0 00	0 00	0 00	0 00
11 Apr 02 15 Apr 02	Foreign exchange USD	0 00	88,300 00	- 88,300 00	0 00	0 00	0 00	0 00	0 00
12 Aug 02 14 Aug 02	Foreign exchange USD	0 00	87 114 09	- 87,114 09	0 00	0 00	0 00	0 00	0 00
1 Apr 02 3 Apr 02	Foreign exchange USD	0 00	2,412 40	- 2,412 40	0 00	0 00	0 00	0 00	0 00
21 Jun 02 25 Jun 02	Foreign exchange USD	0 00	41 358 49	- 41,358 49	0 00	0 00	0 00	0 00	0 00
13 Dec 01 20 Mar 02	Foreign exchange USD	0 00	149,879 02	- 149 879 02	0 00	0 00	0 00	0 00	0 00
13 Dec 01 20 Mar 02	Foreign exchange USD	0 00	87 479 50	- 87 479 50	0 00	0 00	0 00	0 00	0 00

shb

Trade Date	Security Description	Settle Date	Acquisition Date	Shares/Par	Proceeds	Cost	Short Term	Long Term	Translation	Short Term	Long Term	Total	Realized gain/loss
25 Sep 02	Foreign exchange	USD		0 00	48,887 00	- 48,887 00	0 00	0 00	0 00	0 00	0 00	0 00	0 00
7 Jan 02	Foreign exchange	USD		0 00	81,855 48	- 81,855 48	0 00	0 00	0 00	0 00	0 00	0 00	0 00
28 Jun 02	Foreign exchange	USD		0 00	136,882 00	- 136,882 00	0 00	0 00	0 00	0 00	0 00	0 00	0 00
22 Oct 02	Foreign exchange	USD		0 00	10,841 80	- 10,841 80	0 00	0 00	0 00	0 00	0 00	0 00	0 00
27 Mar 02	Foreign exchange	USD		0 00	23,715 00	- 23,715 00	0 00	0 00	0 00	0 00	0 00	0 00	0 00
28 Mar 02	Foreign exchange	USD		0 00	3,380 83	- 3,380 83	0 00	0 00	0 00	0 00	0 00	0 00	0 00
1 Oct 02	Foreign exchange	USD		0 00	6,308 15	- 6,308 15	0 00	0 00	0 00	0 00	0 00	0 00	0 00
28 Jan 02	Foreign exchange	USD		0 00	889,230 00	- 889,230 00	0 00	0 00	0 00	0 00	0 00	0 00	0 00
7 May 02	Foreign exchange	USD		0 00	6,384 58	- 6,384 58	0 00	0 00	0 00	0 00	0 00	0 00	0 00
8 May 02	Foreign exchange	USD		0 00	32,053 34	- 32,053 34	0 00	0 00	0 00	0 00	0 00	0 00	0 00
1 Jul 02	Foreign exchange	USD		0 00	83,812 04	- 83,812 04	0 00	0 00	0 00	0 00	0 00	0 00	0 00

Foreign exchange

Foreign Exchange

bhb

◆ Realized Gain/Loss Detail - Taxable

Trade Date Settle Date	Security Description Acquisition Date	Shares/Par	Proceeds	Cost	Realized gain/loss			Total	
					Short Term	Market Long Term	Translation	Short Term	Long Term
Foreign Exchange									
3 Apr 02 5 Apr 02	Foreign exchange USD	0 00	22,590 38	- 22,590 38	0 00	0 00	0 00	0 00	0 00
13 Sep 02 17 Sep 02	Foreign exchange USD	0 00	15,650 00	- 15,650 00	0 00	0 00	0 00	0 00	0 00
1 Aug 02 5 Aug 02	Foreign exchange USD	0 00	58,749 48	- 58,749 48	0 00	0 00	0 00	0 00	0 00
19 Feb 02 20 Feb 02	Foreign exchange USD	0 00	3,151 79	- 3,151 79	0 00	0 00	0 00	0 00	0 00
20 Feb 02 22 Feb 02	Foreign exchange USD	0 00	3,569 50	- 3,569 50	0 00	0 00	0 00	0 00	0 00
1 Apr 02 3 Apr 02	Foreign exchange USD	0 00	2,884 40	- 2,884 40	0 00	0 00	0 00	0 00	0 00
24 Oct 02 28 Oct 02	Foreign exchange USD	0 00	23,235 00	- 23,235 00	0 00	0 00	0 00	0 00	0 00
14 Jun 02 18 Sep 02	Foreign exchange USD	0 00	1,415,399 55	- 1,415,399 55	0 00	0 00	0 00	0 00	0 00
2 Oct 02 4 Oct 02	Foreign exchange USD	0 00	4,698 00	- 4,698 00	0 00	0 00	0 00	0 00	0 00
4 Dec 02 6 Dec 02	Foreign exchange USD	0 00	18,810 51	- 18,810 51	0 00	0 00	0 00	0 00	0 00
8 Jul 02 10 Jul 02	Foreign exchange USD	0 00	49,210 00	- 49,210 00	0 00	0 00	0 00	0 00	0 00

95b

◆ Realized Gain/Loss Detail - Taxable

Trade Date Settle Date	Security Description Acquisition Date	Shares/Par	Proceeds	Cost	Realized gain/loss			Total	
					Short Term	Market Long Term	Translation	Short Term	Long Term
Foreign Exchange									
Foreign exchange									
29 Jan 02 30 Jan 02	Foreign exchange USD	0 00	3,848 45	- 3,848 45	0 00	0 00	0 00	0 00	0 00
1 Oct 02 3 Oct 02	Foreign exchange USD	0 00	2,701 08	- 2,701 08	0 00	0 00	0 00	0 00	0 00
8 Oct 02 8 Oct 02	Foreign exchange USD	0 00	42,308 78	- 42,308 78	0 00	0 00	0 00	0 00	0 00
31 Jul 02 2 Aug 02	Foreign exchange USD	0 00	33,885 50	- 33,885 50	0 00	0 00	0 00	0 00	0 00
11 Mar 02 20 Jun 02	Foreign exchange USD	0 00	1,330,047 33	- 1,330,047 33	0 00	0 00	0 00	0 00	0 00
2 Apr 02 4 Apr 02	Foreign exchange USD	0 00	135,084 43	- 135,084 43	0 00	0 00	0 00	0 00	0 00
1 Oct 02 2 Oct 02	Foreign exchange USD	0 00	8,410 50	- 8,410 50	0 00	0 00	0 00	0 00	0 00
11 Mar 02 13 Mar 02	Foreign exchange USD	0 00	38,482 00	- 38,482 00	0 00	0 00	0 00	0 00	0 00
12 Feb 02 14 Feb 02	Foreign exchange USD	0 00	5,070 00	- 5,070 00	0 00	0 00	0 00	0 00	0 00
23 Oct 02 24 Oct 02	Foreign exchange USD	0 00	38,240 92	- 38,240 92	0 00	0 00	0 00	0 00	0 00
15 May 02 17 May 02	Foreign exchange USD	0 00	72,884 00	- 72,884 00	0 00	0 00	0 00	0 00	0 00

◆ Realized Gain/Loss Detail - Taxable

Trade Date Settle Date	Security Description Acquisition Date	Shares/Par	Proceeds	Cost	Realized gain/loss			Total	
					Short Term	Market Long Term	Translation	Short Term	Long Term
Foreign Exchange									
Foreign exchange									
22 Jul 02 24 Jul 02	Foreign exchange USD	0 00	60,013 72	- 60,013 72	0 00	0 00	0 00	0 00	0 00
5 Feb 02 8 Feb 02	Foreign exchange USD	0 00	28 177 83	- 28 177 83	0 00	0 00	0 00	0 00	0 00
22 Feb 02 25 Feb 02	Foreign exchange USD	0 00	38 466 47	- 38 466 47	0 00	0 00	0 00	0 00	0 00
9 Oct 02 11 Oct 02	Foreign exchange USD	0 00	60 589 74	- 60,589 74	0 00	0 00	0 00	0 00	0 00
23 Jan 02 25 Jan 02	Foreign exchange USD	0 00	7 130 00	- 7 130 00	0 00	0 00	0 00	0 00	0 00
30 Jul 02 18 Sep 02	Foreign exchange USD	0 00	62,588 00	- 62,588 00	0 00	0 00	0 00	0 00	0 00
1 Oct 02 3 Oct 02	Foreign exchange USD	0 00	32,573 29	- 32,573 29	0 00	0 00	0 00	0 00	0 00
31 May 02 4 Jun 02	Foreign exchange USD	0 00	18 090 10	- 18 090 10	0 00	0 00	0 00	0 00	0 00
12 Aug 02 14 Aug 02	Foreign exchange USD	0 00	63,570 00	- 63,570 00	0 00	0 00	0 00	0 00	0 00
18 Jan 02 22 Jan 02	Foreign exchange USD	0 00	48,988 27	- 48 988 27	0 00	0 00	0 00	0 00	0 00
6 May 02 20 Jun 02	Foreign exchange USD	0 00	73,250 00	- 73,250 00	0 00	0 00	0 00	0 00	0 00

◆ Realized Gain/Loss Detail - Taxable

Trade Date Settle Date	Security Description Acquisition Date	Shares/Par	Proceeds	Cost	Realized gain/loss			Total	
					Short Term	Market Long Term	Translation	Short Term	Long Term
Foreign Exchange									
Foreign exchange									
11 Jul 02 15 Jul 02	Foreign exchange USD	0 00	28,838 83	- 28,838 83	0 00	0 00	0 00	0 00	0 00
9 Dec 02 11 Dec 02	Foreign exchange USD	0 00	20,140 00	- 20,140 00	0 00	0 00	0 00	0 00	0 00
14 May 02 18 Sep 02	Foreign exchange USD	0 00	172,820 00	- 172,820 00	0 00	0 00	0 00	0 00	0 00
13 May 02 15 May 02	Foreign exchange USD	0 00	31,301 35	- 31,301 35	0 00	0 00	0 00	0 00	0 00
23 Jan 02 24 Jan 02	Foreign exchange USD	0 00	6,218 87	- 6,218 87	0 00	0 00	0 00	0 00	0 00
22 Aug 02 28 Aug 02	Foreign exchange USD	0 00	25,157 23	- 25,157 23	0 00	0 00	0 00	0 00	0 00
17 Sep 02 18 Dec 02	Foreign exchange USD	0 00	1,218,817 01	- 1,218,817 01	0 00	0 00	0 00	0 00	0 00
4 Jun 02 6 Jun 02	Foreign exchange USD	0 00	12,820 51	- 12,820 51	0 00	0 00	0 00	0 00	0 00
19 Jun 02 21 Jun 02	Foreign exchange USD	0 00	32,331 07	- 32,331 07	0 00	0 00	0 00	0 00	0 00
15 Feb 02 18 Feb 02	Foreign exchange USD	0 00	7,578 83	- 7,578 83	0 00	0 00	0 00	0 00	0 00
3 Apr 02 5 Apr 02	Foreign exchange USD	0 00	7,040 00	- 7,040 00	0 00	0 00	0 00	0 00	0 00

953

◆ Realized Gain/Loss Detail - Taxable

Trade Date Settle Date	Security Description Acquisition Date	Shares/Par	Proceeds	Cost	Realized gain/loss			Total	
					Short Term	Market Long Term	Translation	Short Term	Long Term
Foreign Exchange									
Foreign exchange									
13 Dec 01 20 Mar 02	Foreign exchange USD	0 00	102,584 10	- 102,584 10	0 00	0 00	0 00	0 00	0 00
28 Jan 02 31 Jan 02	Foreign exchange USD	0 00	4,104 80	- 4,104 80	0 00	0 00	0 00	0 00	0 00
29 Jan 02 31 Jan 02	Foreign exchange USD	0 00	843,327 35	- 843,327 35	0 00	0 00	0 00	0 00	0 00
1 Feb 02 1 Feb 02	Foreign exchange USD	0 00	5,518 78	- 5,518 78	0 00	0 00	0 00	0 00	0 00
30 Jan 02 1 Feb 02	Foreign exchange USD	0 00	2,722 57	- 2,722 57	0 00	0 00	0 00	0 00	0 00
4 Jun 02 8 Jun 02	Foreign exchange USD	0 00	51,135 00	- 51,135 00	0 00	0 00	0 00	0 00	0 00
19 Feb 02 21 Feb 02	Foreign exchange USD	0 00	1,839 34	- 1,839 34	0 00	0 00	0 00	0 00	0 00
16 Jan 02 18 Jan 02	Foreign exchange USD	0 00	28,451 00	- 28,451 00	0 00	0 00	0 00	0 00	0 00
25 Oct 02 28 Oct 02	Foreign exchange USD	0 00	16,021 79	- 16,021 79	0 00	0 00	0 00	0 00	0 00
1 Oct 02 2 Oct 02	Foreign exchange USD	0 00	32,840 72	- 32,840 72	0 00	0 00	0 00	0 00	0 00
11 Feb 02 13 Feb 02	Foreign exchange USD	0 00	17,878 00	- 17,878 00	0 00	0 00	0 00	0 00	0 00

154

◆ Realized Gain/Loss Detail - Taxable

Trade Date Settle Date	Security Description Acquisition Date	Shares/Par	Proceeds	Cost	Realized gain/loss			Total	
					Short Term	Market Long Term	Translation	Short Term	Long Term
Foreign Exchange									
Foreign exchange									
16 Sep 02 18 Sep 02	Foreign exchange USD	0 00	8,178 82	- 8,178 82	0 00	0 00	0 00	0 00	0 00
12 Mar 02 13 Mar 02	Foreign exchange USD	0 00	8,745 00	- 8,745 00	0 00	0 00	0 00	0 00	0 00
11 Feb 02 13 Feb 02	Foreign exchange USD	0 00	21,892 50	- 21,892 50	0 00	0 00	0 00	0 00	0 00
23 Jan 02 25 Jan 02	Foreign exchange USD	0 00	7,072 00	- 7,072 00	0 00	0 00	0 00	0 00	0 00
27 Feb 02 1 Mar 02	Foreign exchange USD	0 00	8,912 00	- 8,912 00	0 00	0 00	0 00	0 00	0 00
23 May 02 24 May 02	Foreign exchange USD	0 00	21,765 00	- 21,765 00	0 00	0 00	0 00	0 00	0 00
12 Apr 02 16 Apr 02	Foreign exchange USD	0 00	87,890 00	- 87,890 00	0 00	0 00	0 00	0 00	0 00
18 Feb 02 21 Feb 02	Foreign exchange USD	0 00	1,680 00	- 1,680 00	0 00	0 00	0 00	0 00	0 00
20 Sep 02 18 Dec 02	Foreign exchange USD	0 00	193,187 50	- 193,187 50	0 00	0 00	0 00	0 00	0 00
8 Jul 02 19 Sep 02	Foreign exchange USD	0 00	33,884 71	- 33,884 71	0 00	0 00	0 00	0 00	0 00
28 Mar 02 20 Jun 02	Foreign exchange USD	0 00	121,120 38	- 121,120 38	0 00	0 00	0 00	0 00	0 00

◆ Realized Gain/Loss Detail - Taxable

Trade Date Settle Date	Security Description Acquisition Date	Shares/Par	Proceeds	Cost	Realized gain/loss			Total	
					Short Term	Market Long Term	Translation	Short Term	Long Term
Foreign Exchange									
Foreign exchange									
19 Sep 02 23 Sep 02	Foreign exchange USD	0 00	49,572 00	- 49,572 00	0 00	0 00	0 00	0 00	0 00
1 Oct 02 3 Oct 02	Foreign exchange USD	0 00	8,130 00	- 8,130 00	0 00	0 00	0 00	0 00	0 00
20 Jun 02 24 Jun 02	Foreign exchange USD	0 00	58,588 52	- 58,588 52	0 00	0 00	0 00	0 00	0 00
12 Aug 02 14 Aug 02	Foreign exchange USD	0 00	32,340 00	- 32,340 00	0 00	0 00	0 00	0 00	0 00
13 May 02 14 May 02	Foreign exchange USD	0 00	19,298 81	- 19,298 81	0 00	0 00	0 00	0 00	0 00
28 Jun 02 28 Jun 02	Foreign exchange USD	0 00	5,620 00	- 5,620 00	0 00	0 00	0 00	0 00	0 00
Total United States dollar purchases			12,164,828 57	- 12,164,828 57	0 00	0 00	0 00	0 00	0 00
Total S/T translation gain/loss for Foreign exchange							28,205 43		
Total L/T translation gain/loss for Foreign exchange							0 00		
Total realized gains for Foreign exchange					0 00	0 00	184,412 79	184,412 79	0 00
Total realized losses for Foreign exchange					0 00	0 00	- 156,207 38	- 156,207 38	0 00
Total Foreign exchange			28,205 43	0 00	0 00	0 00	28,205 43	28,205 43	0 00
Total Foreign Exchange			28,205 43	0 00	0 00	0 00	28,205 43	28,205 43	0 00

956

◆ Realized Gain/Loss Detail - Taxable

Trade Date	Security Description Acquisition Date	Shares/Par	Proceeds	Cost	Realized gain/loss			Total	
					Short Term	Market Long Term	Translation	Short Term	Long Term
Gain/Loss on Cash Disbursements									
Gain/Loss on Cash Disbursements									
Gain/Loss on Cash Disbursements									
Australian dollar									
30 Apr 02 30 Apr 02	Average Book Cost Adjustment AUD	0 00	215 18	0 00	0 00	0 00	215 18	215 18	0 00
31 Mar 02 31 Mar 02	Average Book Cost Adjustment AUD	0 00	- 132 84	0 00	0 00	0 00	- 132 84	- 132 84	0 00
31 Aug 02 31 Aug 02	Average Book Cost Adjustment AUD	0 00	- 0 01	0 00	0 00	0 00	- 0 01	- 0 01	0 00
30 Sep 02 30 Sep 02	Average Book Cost Adjustment AUD	0 00	- 42 83	0 00	0 00	0 00	- 42 83	- 42 83	0 00
31 Jul 02 31 Jul 02	Average Book Cost Adjustment AUD	0 00	22 40	0 00	0 00	0 00	22 40	22 40	0 00
30 Nov 02 30 Nov 02	Average Book Cost Adjustment AUD	0 00	888 73	0 00	0 00	0 00	888 73	888 73	0 00
30 Sep 02 30 Sep 02	Average Book Cost Adjustment AUD	0 00	325 51	0 00	0 00	0 00	325 51	325 51	0 00
31 Jan 02 31 Jan 02	Average Book Cost Adjustment AUD	0 00	- 8 74	0 00	0 00	0 00	- 8 74	- 8 74	0 00
28 Feb 02 28 Feb 02	Average Book Cost Adjustment AUD	0 00	- 131 83	0 00	0 00	0 00	- 131 83	- 131 83	0 00
31 Jul 02 31 Jul 02	Average Book Cost Adjustment AUD	0 00	82 81	0 00	0 00	0 00	82 81	82 81	0 00

957

◆ Realized Gain/Loss Detail - Taxable

Trade Date	Security Description Acquisition Date	Shares/Par	Proceeds	Cost	Realized gain/loss			Total	
					Short Term	Market Long Term	Translation	Short Term	Long Term
30 Jun 02 30 Jun 02	Average Book Cost Adjustment AUD	0 00	- 128 04	0 00	0 00	0 00	- 128 04	- 128 04	0 00
31 Oct 02 31 Oct 02	Average Book Cost Adjustment AUD	0 00	- 52 18	0 00	0 00	0 00	- 52 18	- 52 18	0 00
31 Jan 02 31 Jan 02	Average Book Cost Adjustment AUD	0 00	3 20	0 00	0 00	0 00	3 20	3 20	0 00
28 Feb 02 28 Feb 02	Average Book Cost Adjustment AUD	0 00	- 26 29	0 00	0 00	0 00	- 26 29	- 26 29	0 00
31 Oct 02 31 Oct 02	Average Book Cost Adjustment AUD	0 00	- 17 40	0 00	0 00	0 00	- 17 40	- 17 40	0 00
31 Dec 02 31 Dec 02	Average Book Cost Adjustment AUD	0 00	- 100 58	0 00	0 00	0 00	- 100 58	- 100 58	0 00
31 Jan 02 31 Jan 02	Average Book Cost Adjustment AUD	0 00	- 10 17	0 00	0 00	0 00	- 10 17	- 10 17	0 00
28 Feb 02 28 Feb 02	Average Book Cost Adjustment AUD	0 00	148 00	0 00	0 00	0 00	148 00	148 00	0 00
31 May 02 31 May 02	Average Book Cost Adjustment AUD	0 00	123 05	0 00	0 00	0 00	123 05	123 05	0 00
31 Jul 02 31 Jul 02	Average Book Cost Adjustment AUD	0 00	- 113 28	0 00	0 00	0 00	- 113 28	- 113 28	0 00
30 Jun 02 30 Jun 02	Average Book Cost Adjustment AUD	0 00	- 159 18	0 00	0 00	0 00	- 159 18	- 159 18	0 00

◆ Realized Gain/Loss Detail - Taxable

Trade Date	Security Description Acquisition Date	Shares/Par	Proceeds	Cost	Realized gain/loss			Total	
					Short Term	Market Long Term	Translation	Short Term	Long Term
Gain/Loss on Cash Disbursements									
Gain/Loss on Cash Disbursements									
31 Aug 02 31 Aug 02	Average Book Cost Adjustment AUD	0 00	- 189 83	0 00	0 00	0 00	- 189 83	- 189 83	0 00
31 Oct 02 31 Oct 02	Average Book Cost Adjustment AUD	0 00	- 120 42	0 00	0 00	0 00	- 120 42	- 120 42	0 00
31 Dec 02 31 Dec 02	Average Book Cost Adjustment AUD	0 00	- 28 84	0 00	0 00	0 00	- 28 84	- 28 84	0 00
30 Apr 02 30 Apr 02	Average Book Cost Adjustment AUD	0 00	- 448 40	0 00	0 00	0 00	- 448 40	- 448 40	0 00
31 May 02 31 May 02	Average Book Cost Adjustment AUD	0 00	- 7 54	0 00	0 00	0 00	- 7 54	- 7 54	0 00
31 Dec 02 31 Dec 02	Average Book Cost Adjustment AUD	0 00	127 42	0 00	0 00	0 00	127 42	127 42	0 00
30 Nov 02 30 Nov 02	Average Book Cost Adjustment AUD	0 00	- 114 85	0 00	0 00	0 00	- 114 85	- 114 85	0 00
31 May 02 31 May 02	Average Book Cost Adjustment AUD	0 00	1,277 82	0 00	0 00	0 00	1,277 82	1,277 82	0 00
31 Aug 02 31 Aug 02	Average Book Cost Adjustment AUD	0 00	30 22	0 00	0 00	0 00	30 22	30 22	0 00
30 Apr 02 30 Apr 02	Average Book Cost Adjustment AUD	0 00	- 88 85	0 00	0 00	0 00	- 88 85	- 88 85	0 00
31 May 02 31 May 02	Average Book Cost Adjustment AUD	0 00	0 01	0 00	0 00	0 00	0 01	0 01	0 00

659

◆ Realized Gain/Loss Detail - Taxable

Trade Date	Security Description Acquisition Date	Shares/Par	Proceeds	Cost	Realized gain/loss			Total	
					Short Term	Market Long Term	Translation	Short Term	Long Term
Gain/Loss on Cash Disbursements									
Gain/Loss on Cash Disbursements									
30 Jun 02 30 Jun 02	Average Book Cost Adjustment AUD	0 00	1 182 42	0 00	0 00	0 00	1,182 42	1 182 42	0 00
31 Mar 02 31 Mar 02	Average Book Cost Adjustment AUD	0 00	277 33	0 00	0 00	0 00	277 33	277 33	0 00
31 Aug 02 31 Aug 02	Average Book Cost Adjustment AUD	0 00	- 140 88	0 00	0 00	0 00	- 140 88	- 140 88	0 00
30 Nov 02 30 Nov 02	Average Book Cost Adjustment AUD	0 00	- 48 87	0 00	0 00	0 00	- 48 87	- 48 87	0 00
31 Mar 02 31 Mar 02	Average Book Cost Adjustment AUD	0 00	- 34 48	0 00	0 00	0 00	- 34 48	- 34 48	0 00
30 Sep 02 30 Sep 02	Average Book Cost Adjustment AUD	0 00	- 233 40	0 00	0 00	0 00	- 233 40	- 233 40	0 00
Total Australian dollar			2,115 30	0 00	0 00	0 00	2,115 30	2,115 30	0 00
British pound sterling									
31 Dec 02 31 Dec 02	Average Book Cost Adjustment GBP	0 00	- 167 22	0 00	0 00	0 00	- 167 22	- 167 22	0 00
31 Dec 02 31 Dec 02	Average Book Cost Adjustment GBP	0 00	65 38	0 00	0 00	0 00	65 38	65 38	0 00
28 Feb 02 28 Feb 02	Average Book Cost Adjustment GBP	0 00	- 234 58	0 00	0 00	0 00	- 234 58	- 234 58	0 00
28 Feb 02 28 Feb 02	Average Book Cost Adjustment GBP	0 00	205 57	0 00	0 00	0 00	205 57	205 57	0 00

◆ Realized Gain/Loss Detail - Taxable

Trade Date	Security Description Acquisition Date	Shares/Par	Proceeds	Cost	Realized gain/loss			Total	
					Short Term	Market Long Term	Translation	Short Term	Long Term
Gain/Loss on Cash Disbursements									
Gain/Loss on Cash Disbursements									
31 Aug 02 31 Aug 02	Average Book Cost Adjustment GBP	0 00	5 82	0 00	0 00	0 00	5 82	5 82	0 00
31 Mar 02 31 Mar 02	Average Book Cost Adjustment GBP	0 00	11 48	0 00	0 00	0 00	11 48	11 48	0 00
31 Aug 02 31 Aug 02	Average Book Cost Adjustment GBP	0 00	- 5 82	0 00	0 00	0 00	- 5 82	- 5 82	0 00
30 Jun 02 30 Jun 02	Average Book Cost Adjustment GBP	0 00	1,828 04	0 00	0 00	0 00	1,828 04	1,828 04	0 00
31 Mar 02 31 Mar 02	Average Book Cost Adjustment GBP	0 00	- 22 80	0 00	0 00	0 00	- 22 80	- 22 80	0 00
31 Oct 02 31 Oct 02	Average Book Cost Adjustment GBP	0 00	44 80	0 00	0 00	0 00	44 80	44 80	0 00
31 Jan 02 31 Jan 02	Average Book Cost Adjustment GBP	0 00	- 7,701 74	0 00	0 00	0 00	- 7,701 74	- 7,701 74	0 00
30 Nov 02 30 Nov 02	Average Book Cost Adjustment GBP	0 00	905 18	0 00	0 00	0 00	905 18	905 18	0 00
30 Apr 02 30 Apr 02	Average Book Cost Adjustment GBP	0 00	- 81 17	0 00	0 00	0 00	- 81 17	- 81 17	0 00
31 Jul 02 31 Jul 02	Average Book Cost Adjustment GBP	0 00	- 20 58	0 00	0 00	0 00	- 20 58	- 20 58	0 00
30 Sep 02 30 Sep 02	Average Book Cost Adjustment GBP	0 00	553 52	0 00	0 00	0 00	553 52	553 52	0 00

1961

◆ **Realized Gain/Loss Detail - Taxable**

Trade Date	Security Description Acquisition Date	Shares/Par	Proceeds	Cost	Realized gain/loss			Total	
					Short Term	Market Long Term	Translation	Short Term	Long Term
Gain/Loss on Cash Disbursements									
Gain/Loss on Cash Disbursements									
31 May 02 31 May 02	Average Book Cost Adjustment GBP	0 00	89 86	0 00	0 00	0 00	89 86	89 86	0 00
31 Jul 02 31 Jul 02	Average Book Cost Adjustment GBP	0 00	20 56	0 00	0 00	0 00	20 56	20 56	0 00
30 Sep 02 30 Sep 02	Average Book Cost Adjustment GBP	0 00	127 02	0 00	0 00	0 00	127 02	127 02	0 00
31 Jan 02 31 Jan 02	Average Book Cost Adjustment GBP	0 00	- 173 83	0 00	0 00	0 00	- 173 83	- 173 83	0 00
30 Nov 02 30 Nov 02	Average Book Cost Adjustment GBP	0 00	- 287 80	0 00	0 00	0 00	- 287 80	- 287 80	0 00
31 May 02 31 May 02	Average Book Cost Adjustment GBP	0 00	- 84 78	0 00	0 00	0 00	- 84 78	- 84 78	0 00
30 Apr 02 30 Apr 02	Average Book Cost Adjustment GBP	0 00	34 93	0 00	0 00	0 00	34 93	34 93	0 00
30 Jun 02 30 Jun 02	Average Book Cost Adjustment GBP	0 00	76 85	0 00	0 00	0 00	- 76 85	- 76 85	0 00
31 Oct 02 31 Oct 02	Average Book Cost Adjustment GBP	0 00	23 42	0 00	0 00	0 00	23 42	23 42	0 00
Total British pound sterling			- 4,943 84	0 00	0 00	0 00	- 4,943.84	- 4,943 84	0 00
Canadian dollar									
31 May 02 31 May 02	Average Book Cost Adjustment CAD	0 00	470 14	0 00	0 00	0 00	470 14	470 14	0 00

99b

◆ Realized Gain/Loss Detail - Taxable

Trade Date	Security Description Acquisition Date	Shares/Par	Proceeds	Cost	Realized gain/loss			Total	
					Short Term	Market Long Term	Translation	Short Term	Long Term
Gain/Loss on Cash Disbursements									
Gain/Loss on Cash Disbursements									
31 Oct 02 31 Oct 02	Average Book Cost Adjustment CAD	0 00	- 120 38	0 00	0 00	0 00	- 120 38	- 120 38	0 00
30 Apr 02 30 Apr 02	Average Book Cost Adjustment CAD	0 00	28 05	0 00	0 00	0 00	28 05	28 05	0 00
30 Jun 02 30 Jun 02	Average Book Cost Adjustment CAD	0 00	- 2 02	0 00	0 00	0 00	- 2 02	- 2 02	0 00
31 Mar 02 31 Mar 02	Average Book Cost Adjustment CAD	0 00	3 50	0 00	0 00	0 00	3 50	3 50	0 00
31 Aug 02 31 Aug 02	Average Book Cost Adjustment CAD	0 00	0 41	0 00	0 00	0 00	0 41	0 41	0 00
30 Apr 02 30 Apr 02	Average Book Cost Adjustment CAD	0 00	- 28 05	0 00	0 00	0 00	- 28 05	- 28 05	0 00
31 Aug 02 31 Aug 02	Average Book Cost Adjustment CAD	0 00	- 0 41	0 00	0 00	0 00	- 0 41	- 0 41	0 00
30 Sep 02 30 Sep 02	Average Book Cost Adjustment CAD	0 00	- 3 48	0 00	0 00	0 00	- 3 48	- 3 48	0 00
30 Nov 02 30 Nov 02	Average Book Cost Adjustment CAD	0 00	47 88	0 00	0 00	0 00	47 88	47 88	0 00
30 Jun 02 30 Jun 02	Average Book Cost Adjustment CAD	0 00	2 02	0 00	0 00	0 00	2 02	2 02	0 00
31 Mar 02 31 Mar 02	Average Book Cost Adjustment CAD	0 00	- 3 50	0 00	0 00	0 00	- 3 50	- 3 50	0 00

463

◆ Realized Gain/Loss Detail - Taxable

Trade Date	Security Description Acquisition Date	Shares/Par	Proceeds	Cost	Realized gain/loss			Total	
					Short Term	Market Long Term	Translation	Short Term	Long Term
30 Sep 02 30 Sep 02	Average Book Cost Adjustment CAD	0 00	3 48	0 00	0 00	0 00	3 48	3 48	0 00
30 Nov 02 30 Nov 02	Average Book Cost Adjustment CAD	0 00	- 3 07	0 00	0 00	0 00	- 3 07	- 3 07	0 00
31 Jan 02 31 Jan 02	Average Book Cost Adjustment CAD	0 00	- 10 57	0 00	0 00	0 00	- 10 57	- 10 57	0 00
28 Feb 02 28 Feb 02	Average Book Cost Adjustment CAD	0 00	- 120 29	0 00	0 00	0 00	- 120 29	- 120 29	0 00
31 Jul 02 31 Jul 02	Average Book Cost Adjustment CAD	0 00	1 45	0 00	0 00	0 00	1 45	1 45	0 00
31 Jan 02 31 Jan 02	Average Book Cost Adjustment CAD	0 00	- 105 72	0 00	0 00	0 00	- 105 72	- 105 72	0 00
28 Feb 02 28 Feb 02	Average Book Cost Adjustment CAD	0 00	13 07	0 00	0 00	0 00	13 07	13 07	0 00
31 Oct 02 31 Oct 02	Average Book Cost Adjustment CAD	0 00	127 85	0 00	0 00	0 00	127 85	127 85	0 00
31 Dec 02 31 Dec 02	Average Book Cost Adjustment CAD	0 00	29 38	0 00	0 00	0 00	29 38	29 38	0 00
31 Jul 02 31 Jul 02	Average Book Cost Adjustment CAD	0 00	- 1 45	0 00	0 00	0 00	- 1 45	- 1 45	0 00
31 Dec 02 31 Dec 02	Average Book Cost Adjustment CAD	0 00	322 88	0 00	0 00	0 00	322 88	322 88	0 00

h9b

◆ Realized Gain/Loss Detail - Taxable

Trade Date	Security Description Acquisition Date	Shares/Par	Proceeds	Cost	Realized gain/loss			Total	
					Short Term	Market Long Term	Translation	Short Term	Long Term
Gain/Loss on Cash Disbursements									
Gain/Loss on Cash Disbursements									
31 May 02 31 May 02	Average Book Cost Adjustment CAD	0 00	110 88	0 00	0 00	0 00	110 88	110 88	0 00
Total Canadian dollar			781 93	0 00	0 00	0 00	781.83	781.83	0 00
Danish krone									
31 Jul 02 31 Jul 02	Average Book Cost Adjustment DKK	0 00	45 11	0 00	0 00	0 00	45 11	45 11	0 00
31 Jul 02 31 Jul 02	Average Book Cost Adjustment DKK	0 00	0 89	0 00	0 00	0 00	0 89	0 89	0 00
Total Danish krone			46 10	0 00	0 00	0 00	46 10	46 10	0 00
Euro									
31 Jan 02 31 Jan 02	Average Book Cost Adjustment EUR	0 00	- 281 88	0 00	0 00	0 00	- 281 88	- 281 88	0 00
30 Apr 02 30 Apr 02	Average Book Cost Adjustment EUR	0 00	112 85	0 00	0 00	0 00	112 85	112 85	0 00
30 Nov 02 30 Nov 02	Average Book Cost Adjustment EUR	0 00	350 88	0 00	0 00	0 00	350 88	350 88	0 00
31 Dec 02 31 Dec 02	Average Book Cost Adjustment EUR	0 00	- 104 48	0 00	0 00	0 00	- 104 48	- 104 48	0 00
31 Jan 02 31 Jan 02	Average Book Cost Adjustment EUR	0 00	- 550 28	0 00	0 00	0 00	- 550 28	- 550 28	0 00

965

◆ Realized Gain/Loss Detail - Taxable

Trade Date	Security Description Acquisition Date	Shares/Par	Proceeds	Cost	Realized gain/loss			Total	
					Short Term	Market Long Term	Translation	Short Term	Long Term
31 Jul 02 31 Jul 02	Average Book Cost Adjustment EUR	0 00	3 237 57	0 00	0 00	0 00	3 237 57	3 237 57	0 00
31 Mar 02 31 Mar 02	Average Book Cost Adjustment EUR	0 00	11 06	0 00	0 00	0 00	11 06	11 06	0 00
31 Dec 02 31 Dec 02	Average Book Cost Adjustment EUR	0 00	- 353 86	0 00	0 00	0 00	- 353 86	- 353 86	0 00
30 Apr 02 30 Apr 02	Average Book Cost Adjustment EUR	0 00	773 82	0 00	0 00	0 00	773 82	773 82	0 00
30 Jun 02 30 Jun 02	Average Book Cost Adjustment EUR	0 00	- 27 37	0 00	0 00	0 00	- 27 37	- 27 37	0 00
31 Dec 02 31 Dec 02	Average Book Cost Adjustment EUR	0 00	1,555 84	0 00	0 00	0 00	1,555 84	1,555 84	0 00
28 Feb 02 28 Feb 02	Average Book Cost Adjustment EUR	0 00	585 19	0 00	0 00	0 00	585 19	585 19	0 00
31 May 02 31 May 02	Average Book Cost Adjustment EUR	0 00	- 771 34	0 00	0 00	0 00	- 771 34	- 771 34	0 00
28 Feb 02 28 Feb 02	Average Book Cost Adjustment EUR	0 00	81 90	0 00	0 00	0 00	81 90	81 90	0 00
31 May 02 31 May 02	Average Book Cost Adjustment EUR	0 00	191 88	0 00	0 00	0 00	191 88	191 88	0 00
31 Jul 02 31 Jul 02	Average Book Cost Adjustment EUR	0 00	1,814 36	0 00	0 00	0 00	1 814 36	1,814 36	0 00

99b

◆ Realized Gain/Loss Detail - Taxable

Trade Date	Security Description Acquisition Date	Shares/Par	Proceeds	Cost	Realized gain/loss			Total	
					Short Term	Market Long Term	Translation	Short Term	Long Term
Gain/Loss on Cash Disbursements									
Gain/Loss on Cash Disbursements									
31 May 02 31 May 02	Average Book Cost Adjustment EUR	0 00	2,207 35	0 00	0 00	0 00	2,207 35	2 207 35	0 00
30 Jun 02 30 Jun 02	Average Book Cost Adjustment EUR	0 00	- 255 83	0 00	0 00	0 00	- 255 83	- 255 83	0 00
31 Aug 02 31 Aug 02	Average Book Cost Adjustment EUR	0 00	- 337 89	0 00	0 00	0 00	- 337 89	- 337 89	0 00
28 Feb 02 28 Feb 02	Average Book Cost Adjustment EUR	0 00	269 21	0 00	0 00	0 00	269 21	269 21	0 00
31 May 02 31 May 02	Average Book Cost Adjustment EUR	0 00	0 01	0 00	0 00	0 00	0 01	0 01	0 00
31 Aug 02 31 Aug 02	Average Book Cost Adjustment EUR	0 00	380 14	0 00	0 00	0 00	380 14	380 14	0 00
30 Sep 02 30 Sep 02	Average Book Cost Adjustment EUR	0 00	- 257 71	0 00	0 00	0 00	- 257 71	- 257 71	0 00
31 Oct 02 31 Oct 02	Average Book Cost Adjustment EUR	0 00	- 188 58	0 00	0 00	0 00	- 188 58	- 188 58	0 00
30 Nov 02 30 Nov 02	Average Book Cost Adjustment EUR	0 00	- 417 04	0 00	0 00	0 00	- 417 04	- 417 04	0 00
30 Jun 02 30 Jun 02	Average Book Cost Adjustment EUR	0 00	520 12	0 00	0 00	0 00	520 12	520 12	0 00
31 Aug 02 31 Aug 02	Average Book Cost Adjustment EUR	0 00	118 38	0 00	0 00	0 00	118 38	118 38	0 00

967

◆ Realized Gain/Loss Detail - Taxable

Trade Date	Security Description Acquisition Date	Shares/Par	Proceeds	Cost	Realized gain/loss			Total	
					Short Term	Market Long Term	Translation	Short Term	Long Term
Gain/Loss on Cash Disbursements									
Gain/Loss on Cash Disbursements									
31 Oct 02 31 Oct 02	Average Book Cost Adjustment EUR	0 00	- 195 08	0 00	0 00	0 00	- 195 08	- 195 08	0 00
30 Nov 02 30 Nov 02	Average Book Cost Adjustment EUR	0 00	- 364 72	0 00	0 00	0 00	- 364 72	- 364 72	0 00
31 Jul 02 31 Jul 02	Average Book Cost Adjustment EUR	0 00	81 16	0 00	0 00	0 00	- 81 16	- 81 16	0 00
31 Mar 02 31 Mar 02	Average Book Cost Adjustment EUR	0 00	604 84	0 00	0 00	0 00	604 84	604 84	0 00
30 Sep 02 30 Sep 02	Average Book Cost Adjustment EUR	0 00	- 84 33	0 00	0 00	0 00	- 84 33	- 84 33	0 00
31 Oct 02 31 Oct 02	Average Book Cost Adjustment EUR	0 00	- 83 73	0 00	0 00	0 00	- 83 73	- 83 73	0 00
31 Jan 02 31 Jan 02	Average Book Cost Adjustment EUR	0 00	- 5 213 10	0 00	0 00	0 00	- 5,213 10	- 5,213 10	0 00
30 Apr 02 30 Apr 02	Average Book Cost Adjustment EUR	0 00	217 97	0 00	0 00	0 00	217 97	217 97	0 00
31 Mar 02 31 Mar 02	Average Book Cost Adjustment EUR	0 00	- 8 09	0 00	0 00	0 00	- 8 09	- 8 09	0 00
30 Sep 02 30 Sep 02	Average Book Cost Adjustment EUR	0 00	369 45	0 00	0 00	0 00	369 45	369 45	0 00
Total Euro			3,680 88	0 00	0 00	0 00	3,680 88	3,680 88	0 00

89b

◆ Realized Gain/Loss Detail - Taxable

Trade Date	Security Description Acquisition Date	Shares/Par	Proceeds	Cost	Realized gain/loss			Total	
					Short Term	Market Long Term	Translation	Short Term	Long Term
Gain/Loss on Cash Disbursements									
Gain/Loss on Cash Disbursements									
Hong Kong dollar									
30 Sep 02 30 Sep 02	Average Book Cost Adjustment HKD	0 00	0 01	0 00	0 00	0 00	0 01	0 01	0 00
31 Oct 02 31 Oct 02	Average Book Cost Adjustment HKD	0 00	- 0 25	0 00	0 00	0 00	- 0 25	- 0 25	0 00
31 Jan 02 31 Jan 02	Average Book Cost Adjustment HKD	0 00	- 0 07	0 00	0 00	0 00	- 0 07	- 0 07	0 00
30 Apr 02 30 Apr 02	Average Book Cost Adjustment HKD	0 00	0 01	0 00	0 00	0 00	0 01	0 01	0 00
31 Jul 02 31 Jul 02	Average Book Cost Adjustment HKD	0 00	0 01	0 00	0 00	0 00	0 01	0 01	0 00
30 Sep 02 30 Sep 02	Average Book Cost Adjustment HKD	0 00	- 0 01	0 00	0 00	0 00	- 0 01	- 0 01	0 00
31 Dec 02 31 Dec 02	Average Book Cost Adjustment HKD	0 00	- 0 01	0 00	0 00	0 00	- 0 01	- 0 01	0 00
30 Apr 02 30 Apr 02	Average Book Cost Adjustment HKD	0 00	- 0 01	0 00	0 00	0 00	- 0 01	- 0 01	0 00
31 Dec 02 31 Dec 02	Average Book Cost Adjustment HKD	0 00	0 01	0 00	0 00	0 00	0 01	0 01	0 00
31 Jul 02 31 Jul 02	Average Book Cost Adjustment HKD	0 00	- 0 01	0 00	0 00	0 00	- 0 01	- 0 01	0 00
28 Feb 02 28 Feb 02	Average Book Cost Adjustment HKD	0 00	1 82	0 00	0 00	0 00	1 82	1 82	0 00

696

◆ Realized Gain/Loss Detail - Taxable

Trade Date	Security Description Acquisition Date	Shares/Par	Proceeds	Cost	Realized gain/loss			Total	
					Short Term	Market Long Term	Translation	Short Term	Long Term
Gain/Loss on Cash Disbursements									
Gain/Loss on Cash Disbursements									
31 May 02 31 May 02	Average Book Cost Adjustment HKD	0 00	- 2 70	0 00	0 00	0 00	- 2 70	- 2 70	0 00
31 May 02 31 May 02	Average Book Cost Adjustment HKD	0 00	- 1 04	0 00	0 00	0 00	- 1 04	- 1 04	0 00
28 Feb 02 28 Feb 02	Average Book Cost Adjustment HKD	0 00	- 0 02	0 00	0 00	0 00	- 0 02	- 0 02	0 00
31 Oct 02 31 Oct 02	Average Book Cost Adjustment HKD	0 00	- 2 48	0 00	0 00	0 00	- 2 48	- 2 48	0 00
Total Hong Kong dollar			- 4 72	0 00	0 00	0 00	- 4 72	- 4 72	0 00
Japanese yen									
31 May 02 31 May 02	Average Book Cost Adjustment JPY	0 00	- 10,605 63	0 00	0 00	0 00	- 10,605 63	- 10,605 63	0 00
31 Jul 02 31 Jul 02	Average Book Cost Adjustment JPY	0 00	- 64 87	0 00	0 00	0 00	- 64 87	- 64 87	0 00
31 Aug 02 31 Aug 02	Average Book Cost Adjustment JPY	0 00	4 541 75	0 00	0 00	0 00	4 541 75	4,541 75	0 00
31 Jul 02 31 Jul 02	Average Book Cost Adjustment JPY	0 00	- 8,943 83	0 00	0 00	0 00	- 8,943 83	- 8,943 83	0 00
31 Oct 02 31 Oct 02	Average Book Cost Adjustment JPY	0 00	- 1 608 58	0 00	0 00	0 00	- 1,608 58	- 1,608 58	0 00
28 Feb 02 28 Feb 02	Average Book Cost Adjustment JPY	0 00	167 84	0 00	0 00	0 00	167 84	167 84	0 00

970

◆ Realized Gain/Loss Detail - Taxable

Trade Date	Security Description Acquisition Date	Shares/Par	Proceeds	Cost	Realized gain/loss			Total	
					Short Term	Market Long Term	Translation	Short Term	Long Term
30 Nov 02 30 Nov 02	Average Book Cost Adjustment JPY	0 00	- 344 67	0 00	0 00	0 00	- 344 67	- 344 67	0 00
31 Mar 02 31 Mar 02	Average Book Cost Adjustment JPY	0 00	12 83	0 00	0 00	0 00	12 83	12 83	0 00
31 Oct 02 31 Oct 02	Average Book Cost Adjustment JPY	0 00	2,352 92	0 00	0 00	0 00	2,352 92	2,352 92	0 00
30 Jun 02 30 Jun 02	Average Book Cost Adjustment JPY	0 00	2,129 39	0 00	0 00	0 00	2,129 39	2 129 39	0 00
31 Mar 02 31 Mar 02	Average Book Cost Adjustment JPY	0 00	- 3,893 91	0 00	0 00	0 00	- 3,893 91	- 3 893 91	0 00
30 Nov 02 30 Nov 02	Average Book Cost Adjustment JPY	0 00	- 383 25	0 00	0 00	0 00	- 383 25	- 383 25	0 00
30 Sep 02 30 Sep 02	Average Book Cost Adjustment JPY	0 00	- 1,213 51	0 00	0 00	0 00	- 1 213 51	- 1 213 51	0 00
31 Jan 02 31 Jan 02	Average Book Cost Adjustment JPY	0 00	3,474 74	0 00	0 00	0 00	3,474 74	3,474 74	0 00
30 Apr 02 30 Apr 02	Average Book Cost Adjustment JPY	0 00	- 550 88	0 00	0 00	0 00	- 550 88	- 550 88	0 00
28 Feb 02 28 Feb 02	Average Book Cost Adjustment JPY	0 00	- 281 14	0 00	0 00	0 00	- 281 14	- 291 14	0 00
30 Jun 02 30 Jun 02	Average Book Cost Adjustment JPY	0 00	- 2,152 97	0 00	0 00	0 00	- 2,152 97	- 2 152 97	0 00

971

◆ Realized Gain/Loss Detail - Taxable

Trade Date	Security Description	Shares/Par	Proceeds	Cost	Realized gain/loss		Total		
					Short Term	Market Long Term	Translation	Short Term	Long Term
Gain/Loss on Cash Disbursements									
Gain/Loss on Cash Disbursements									
31 Mar 02 31 Mar 02	Average Book Cost Adjustment JPY	0 00	- 948 28	0 00	0 00	0 00	- 948 28	- 948 28	0 00
31 Dec 02 31 Dec 02	Average Book Cost Adjustment JPY	0 00	1,016 46	0 00	0 00	0 00	1,016 46	1,016 46	0 00
31 Jan 02 31 Jan 02	Average Book Cost Adjustment JPY	0 00	4,888 00	0 00	0 00	0 00	4,888 00	4,888 00	0 00
30 Apr 02 30 Apr 02	Average Book Cost Adjustment JPY	0 00	- 526 80	0 00	0 00	0 00	- 526 80	526 80	0 00
30 Sep 02 30 Sep 02	Average Book Cost Adjustment JPY	0 00	2 922 03	0 00	0 00	0 00	2 922 03	2,922 03	0 00
31 Dec 02 31 Dec 02	Average Book Cost Adjustment JPY	0 00	- 3 340 81	0 00	0 00	0 00	- 3,340 81	- 3,340 81	0 00
31 May 02 31 May 02	Average Book Cost Adjustment JPY	0 00	8,108 84	0 00	0 00	0 00	8,108 84	8 108 84	0 00
31 Aug 02 31 Aug 02	Average Book Cost Adjustment JPY	0 00	- 2,803 33	0 00	0 00	0 00	- 2,803 33	- 2 803 33	0 00
Total Japanese yen			- 8,935 45	0 00	0 00	0 00	- 8,935 45	- 8,935 45	0 00
New Zealand dollar									
31 Mar 02 31 Mar 02	Average Book Cost Adjustment NZD	0 00	- 101 12	0 00	0 00	0 00	- 101 12	- 101 12	0 00
28 Feb 02 28 Feb 02	Average Book Cost Adjustment NZD	0 00	10 53	0 00	0 00	0 00	10 53	10 53	0 00

972

◆ Realized Gain/Loss Detail - Taxable

Trade Date	Security Description Acquisition Date	Shares/Par	Proceeds	Cost	Realized gain/loss			Total	
					Short Term	Market Long Term	Translation	Short Term	Long Term
Gain/Loss on Cash Disbursements									
Gain/Loss on Cash Disbursements									
28 Feb 02 28 Feb 02	Average Book Cost Adjustment NZD	0 00	- 3 20	0 00	0 00	0 00	- 3 20	- 3 20	0 00
31 Mar 02 31 Mar 02	Average Book Cost Adjustment NZD	0 00	153 81	0 00	0 00	0 00	153 81	153 81	0 00
Total New Zealand dollar			80 12	0 00	0 00	0 00	60 12	60 12	0 00
Norwegian krone									
31 Jan 02 31 Jan 02	Average Book Cost Adjustment NOK	0 00	- 88 28	0 00	0 00	0 00	- 88 28	- 88 28	0 00
31 May 02 31 May 02	Average Book Cost Adjustment NOK	0 00	- 3 38	0 00	0 00	0 00	- 3 38	- 3 38	0 00
31 May 02 31 May 02	Average Book Cost Adjustment NOK	0 00	3 38	0 00	0 00	0 00	3 38	3 38	0 00
28 Feb 02 28 Feb 02	Average Book Cost Adjustment NOK	0 00	30 74	0 00	0 00	0 00	30 74	30 74	0 00
28 Feb 02 28 Feb 02	Average Book Cost Adjustment NOK	0 00	- 22 04	0 00	0 00	0 00	- 22 04	- 22 04	0 00
31 Mar 02 31 Mar 02	Average Book Cost Adjustment NOK	0 00	2 57	0 00	0 00	0 00	2 57	2 57	0 00
31 Mar 02 31 Mar 02	Average Book Cost Adjustment NOK	0 00	45 88	0 00	0 00	0 00	45 88	45 88	0 00
30 Sep 02 30 Sep 02	Average Book Cost Adjustment NOK	0 00	- 198 18	0 00	0 00	0 00	- 198 18	- 198 18	0 00

473

◆ Realized Gain/Loss Detail - Taxable

Trade Date	Security Description Acquisition Date	Shares/Par	Proceeds	Cost	Realized gain/loss			Total	
					Short Term	Market Long Term	Translation	Short Term	Long Term
Gain/Loss on Cash Disbursements									
Gain/Loss on Cash Disbursements									
31 Jan 02	Average Book Cost Adjustment NOK	0 00	- 188 48	0 00	0 00	0 00	- 188 48	- 188 48	0 00
31 Jan 02									
30 Sep 02	Average Book Cost Adjustment NOK	0 00	341 80	0 00	0 00	0 00	341 80	341 80	0 00
30 Sep 02									
Total Norwegian krone			- 55 99	0 00	0 00	0 00	- 55 99	- 55 99	0 00
Singapore dollar									
31 Mar 02	Average Book Cost Adjustment SGD	0 00	0 19	0 00	0 00	0 00	0 19	0 19	0 00
31 Mar 02									
31 Jan 02	Average Book Cost Adjustment SGD	0 00	- 78 72	0 00	0 00	0 00	- 78 72	- 78 72	0 00
31 Jan 02									
31 Mar 02	Average Book Cost Adjustment SGD	0 00	2 28	0 00	0 00	0 00	2 28	2 28	0 00
31 Mar 02									
30 Sep 02	Average Book Cost Adjustment SGD	0 00	2 21	0 00	0 00	0 00	2 21	2 21	0 00
30 Sep 02									
31 Jan 02	Average Book Cost Adjustment SGD	0 00	11 57	0 00	0 00	0 00	11 57	11 57	0 00
31 Jan 02									
30 Sep 02	Average Book Cost Adjustment SGD	0 00	- 2 21	0 00	0 00	0 00	- 2 21	- 2 21	0 00
30 Sep 02									
31 May 02	Average Book Cost Adjustment SGD	0 00	- 224 28	0 00	0 00	0 00	- 224 28	- 224 28	0 00
31 May 02									
31 May 02	Average Book Cost Adjustment SGD	0 00	8 30	0 00	0 00	0 00	8 30	8 30	0 00
31 May 02									

974

◆ Realized Gain/Loss Detail - Taxable

Trade Date	Security Description Acquisition Date	Shares/Par	Proceeds	Cost	Realized gain/loss			Total	
					Short Term	Market Long Term	Translation	Short Term	Long Term
Gain/Loss on Cash Disbursements									
Gain/Loss on Cash Disbursements									
28 Feb 02 28 Feb 02	Average Book Cost Adjustment SGD	0 00	- 0 95	0 00	0 00	0 00	- 0 95	- 0 95	0 00
28 Feb 02 28 Feb 02	Average Book Cost Adjustment SGD	0 00	4 34	0 00	0 00	0 00	4 34	4 34	0 00
Total Singapore dollar			- 277.27	0 00	0 00	0 00	- 277.27	- 277.27	0 00
Swedish krona									
30 Sep 02 30 Sep 02	Average Book Cost Adjustment SEK	0 00	0 70	0 00	0 00	0 00	0 70	0 70	0 00
31 Aug 02 31 Aug 02	Average Book Cost Adjustment SEK	0 00	- 281 76	0 00	0 00	0 00	- 281 78	- 281 78	0 00
30 Jun 02 30 Jun 02	Average Book Cost Adjustment SEK	0 00	113 50	0 00	0 00	0 00	113 50	113 50	0 00
30 Sep 02 30 Sep 02	Average Book Cost Adjustment SEK	0 00	- 0 70	0 00	0 00	0 00	- 0 70	- 0 70	0 00
31 Aug 02 31 Aug 02	Average Book Cost Adjustment SEK	0 00	- 147 53	0 00	0 00	0 00	- 147 53	- 147 53	0 00
31 May 02 31 May 02	Average Book Cost Adjustment SEK	0 00	588 24	0 00	0 00	0 00	588 24	588 24	0 00
30 Apr 02 30 Apr 02	Average Book Cost Adjustment SEK	0 00	192 29	0 00	0 00	0 00	192 29	192 29	0 00
31 Jul 02 31 Jul 02	Average Book Cost Adjustment SEK	0 00	49 28	0 00	0 00	0 00	49 28	49 28	0 00

975

◆ Realized Gain/Loss Detail - Taxable

Trade Date	Security Description Acquisition Date	Shares/Par	Proceeds	Cost	Realized gain/loss			Total	
					Short Term	Market Long Term	Translation	Short Term	Long Term
Gain/Loss on Cash Disbursements									
Gain/Loss on Cash Disbursements									
31 May 02 31 May 02	Average Book Cost Adjustment SEK	0 00	5 40	0 00	0 00	0 00	5 40	5 40	0 00
30 Apr 02 30 Apr 02	Average Book Cost Adjustment SEK	0 00	32 84	0 00	0 00	0 00	32 84	32 84	0 00
28 Feb 02 28 Feb 02	Average Book Cost Adjustment SEK	0 00	- 188 79	0 00	0 00	0 00	- 188 79	- 188 79	0 00
31 Jul 02 31 Jul 02	Average Book Cost Adjustment SEK	0 00	31 04	0 00	0 00	0 00	31 04	31 04	0 00
28 Feb 02 28 Feb 02	Average Book Cost Adjustment SEK	0 00	0 11	0 00	0 00	0 00	0 11	0 11	0 00
31 Dec 02 31 Dec 02	Average Book Cost Adjustment SEK	0 00	152 18	0 00	0 00	0 00	152 18	152 18	0 00
31 Dec 02 31 Dec 02	Average Book Cost Adjustment SEK	0 00	- 45 74	0 00	0 00	0 00	- 45 74	- 45 74	0 00
30 Jun 02 30 Jun 02	Average Book Cost Adjustment SEK	0 00	- 538 59	0 00	0 00	0 00	- 538 59	- 538 59	0 00
Total Swedish krona			- 45 55	0 00	0 00	0 00	- 45 55	- 45 55	0 00
Swiss franc									
31 Dec 02 31 Dec 02	Average Book Cost Adjustment CHF	0 00	13 52	0 00	0 00	0 00	13 52	13 52	0 00
28 Feb 02 28 Feb 02	Average Book Cost Adjustment CHF	0 00	- 20 99	0 00	0 00	0 00	- 20 99	- 20 99	0 00

Trade Date	Security Description Acquisition Date	Shares/Par	Proceeds	Cost	Realized gain/loss			Total	
					Short Term	Market Long Term	Translation	Short Term	Long Term
Gain/Loss on Cash Disbursements									
Gain/Loss on Cash Disbursements									
31 May 02 31 May 02	Average Book Cost Adjustment CHF	0 00	33 21	0 00	0 00	0 00	33 21	33 21	0 00
31 Jul 02 31 Jul 02	Average Book Cost Adjustment CHF	0 00	597 41	0 00	0 00	0 00	597 41	597 41	0 00
31 May 02 31 May 02	Average Book Cost Adjustment CHF	0 00	- 33 21	0 00	0 00	0 00	- 33 21	- 33 21	0 00
31 Aug 02 31 Aug 02	Average Book Cost Adjustment CHF	0 00	- 71 11	0 00	0 00	0 00	- 71 11	- 71 11	0 00
31 Oct 02 31 Oct 02	Average Book Cost Adjustment CHF	0 00	58 08	0 00	0 00	0 00	58 08	58 08	0 00
31 Mar 02 31 Mar 02	Average Book Cost Adjustment CHF	0 00	28 75	0 00	0 00	0 00	28 75	28 75	0 00
31 Aug 02 31 Aug 02	Average Book Cost Adjustment CHF	0 00	- 384 86	0 00	0 00	0 00	- 384 86	- 384 86	0 00
31 Oct 02 31 Oct 02	Average Book Cost Adjustment CHF	0 00	- 247 51	0 00	0 00	0 00	- 247 51	- 247 51	0 00
30 Apr 02 30 Apr 02	Average Book Cost Adjustment CHF	0 00	215 40	0 00	0 00	0 00	215 40	215 40	0 00
30 Jun 02 30 Jun 02	Average Book Cost Adjustment CHF	0 00	- 28 01	0 00	0 00	0 00	- 28 01	- 28 01	0 00
30 Jun 02 30 Jun 02	Average Book Cost Adjustment CHF	0 00	404 78	0 00	0 00	0 00	404 78	404 78	0 00

◆ Realized Gain/Loss Detail - Taxable

Trade Date	Security Description	Acquisition Date	Shares/Par	Proceeds	Cost	Realized gain/loss			Total	
						Short Term	Market Long Term	Translation	Short Term	Long Term
Gain/Loss on Cash Disbursements										
Gain/Loss on Cash Disbursements										
31 Mar 02	Average Book Cost Adjustment	CHF	0 00	21 72	0 00	0 00	0 00	21 72	21 72	0 00
31 Mar 02										
30 Apr 02	Average Book Cost Adjustment	CHF	0 00	19 38	0 00	0 00	0 00	19 38	19 38	0 00
30 Apr 02										
28 Feb 02	Average Book Cost Adjustment	CHF	0 00	1 43	0 00	0 00	0 00	1 43	1 43	0 00
28 Feb 02										
31 Jul 02	Average Book Cost Adjustment	CHF	0 00	- 194 34	0 00	0 00	0 00	- 194 34	- 194 34	0 00
31 Jul 02										
Total Swiss franc				431 83	0 00	0 00	0 00	431 83	431 83	0 00
Total S/T translation gain/loss for Gain/Loss on Cash Disbursements								- 8,188 88		
Total L/T translation gain/loss for Gain/Loss on Cash Disbursements								0 00		
Total realized gains for Gain/Loss on Cash Disbursements						0 00	0 00	53,685 12	53,685 12	0 00
Total realized losses for Gain/Loss on Cash Disbursements						0 00	0 00	- 61,871 78	- 61,871 78	0 00
Total Gain/Loss on Cash Disbursements				- 8,188 88	0 00	0 00	0 00	- 8,188 88	- 8,188 88	0 00
Total Gain/Loss on Cash Disbursements				- 8,188 88	0 00	0 00	0 00	- 8,188 88	- 8,188 88	0 00

978

◆ Realized Gain/Loss Detail - Taxable

	Shares/Par	Proceeds	Cost	Realized gain/loss			Total	
				Short Term	Market Long Term	Translation	Short Term	Long Term
Total S/S translation gain/loss						4,377.81		
Total L/T translation gain/loss						-321,177.84		
Total realized gains				160,629.62	470,913.69	301,429.33	424,048.85	581,414.88
Total realized losses				-309,831.54	-1,062,904.30	-720,285.13	-826,128.71	-1,258,663.30
Total realized gain/loss		5,348,113.84	5,247,441.62	-187,801.92	-385,070.61	-325,455.76	-192,079.83	-707,248.49

page 224 (899,328.28)

979

The Northern Trust Company
 50 South LaSalle Street, Chicago, Illinois 60675
 (312) 630-6000

THE LYNDE AND HARRY BRADLEY FOUNDATION
 STRONG CAPITAL MANAGEMENT

03135 ACCOUNT NO. 26-08291
 AAB

FEDERAL SCHEDULE OF GAINS AND LOSSES
 ACCOUNT TRANSACTIONS TAXABLE DURING THE PERIOD
 01-01-02 THROUGH 12-31-02

DESCRIPTION OF PROPERTY	DATE SOLD/ ACQUIRED	SALES PROCEEDS	COST BASIS	GAIN/LOSS
SHORT TERM CAPITAL GAINS AND LOSSES				
ADTRAN INC COM				
SHARES	SOLD 01-02-02	17,907 27	19,079 13	1,171 86-
	ACQUIRED 02-01-01			
CBRL GROUP INC COM STK				
SHARES	SOLD 01-02-02	17,215.84	11,275 26	5,940 58
	ACQUIRED 03-01-01			
SHARES	SOLD 01-02-02	20,085.15	13,107.43	6,977.72
	ACQUIRED 03-02-01			
SHARES	SOLD 01-02-02	86,079.20	54,192.30	31,886 90
	ACQUIRED 03-26-01			
SHARES	SOLD 01-02-02	37,300.99	21,602.23	15,698 76
	ACQUIRED 07-10-01			
SPINNAKER EXPL CO COM				
SHARES	SOLD 01-02-02	28,066.56	23,683.38	4,383 18
	ACQUIRED 02-15-01			
SHARES	SOLD 01-02-02	8,019.02	7,478.00	541 02
	ACQUIRED 12-13-01			

#REGORG TRAVELOCITY COM INC CASH MERGER
 EFF
 4/11/02

The Northern Trust Company
 50 South LaSalle Street, Chicago, Illinois 60675
 (312) 630-6000

THE LYNDE AND HARRY BRADELY FOUNDATION
 STRONG CAPITAL MANAGEMENT

FEDERAL SCHEDULE OF GAINS AND LOSSES
 ACCOUNT TRANSACTIONS TAXABLE DURING THE PERIOD
 01-01-02 THROUGH 12-31-02

03135 ACCOUNT NO 26-08291
 AAB

DESCRIPTION OF PROPERTY	DATE SOLD/ ACQUIRED	SALES PROCEEDS	COST BASIS	GAIN/LOSS
SHARES: 1,100.00	SOLD 01-02-02 ACQUIRED 03-28-01	31,499.89	15,771.25	15,728.64
#REORG/IVEX PACKAGING CSH & STK MERGER PACKAGING DYNAMICS 2-695863 RATE 20 % CASH \$21.50/SH EFF 6/28/02				
SHARES 800.00	SOLD 01-03-02 ACQUIRED 10-25-01	15,192.57	14,724.08	468.49
#REORG TRAVELOCITY.COM INC CASH MERGER EFF 9/11/02				
SHARES 200.00	SOLD 01-03-02 ACQUIRED 03-22-01	5,417.92	2,862.50	2,555.42
SHARES 1,300.00	SOLD 01-03-02 ACQUIRED 03-28-01	35,216.47	18,638.75	16,577.72
BEA SYS INC COM				
SHARES: 800.00	SOLD 01-04-02 ACQUIRED 03-26-01	14,639.78	26,342.80	11,703.02-
SHARES: 300.00	SOLD 01-04-02 ACQUIRED 04-12-01	5,489.92	8,973.00	3,483.08-

The Northern Trust Company
 50 South LaSalle Street, Chicago, Illinois 60675
 (312) 630-6000

THE LYNDE AND HARRY BRADLEY FOUNDATION
 STRONG CAPITAL MANAGEMENT

03135
 ACCOUNT NO. 26-08291
 AAB

FEDERAL SCHEDULE OF GAINS AND LOSSES
 ACCOUNT TRANSACTIONS TAXABLE DURING THE PERIOD
 01-01-02 THROUGH 12-31-02

DESCRIPTION OF PROPERTY	DATE SOLD/ ACQUIRED	SALES PROCEEDS	COST BASIS	GAIN/LOSS
KEMET CORP COM				
SHARES:	SOLD 01-04-02	9,149 86	14,482 25	5,332 39-
	ACQUIRED 06-19-01			
MPS GROUP INC COM				
SHARES:	SOLD 01-04-02	41,914.20	38,184 52	3,729.68
	ACQUIRED 09-05-01			
	SOLD 01-04-02	43,791.34	22,568 00	21,223.34
	ACQUIRED 09-28-01			
	SOLD 01-04-02	12,511 81	8,128.00	4,383.81
	ACQUIRED 11-20-01			
ENTEGRIS INC COM				
SHARES	SOLD 01-07-02	13,697.65	10,252 00	3,445 65
	ACQUIRED 11-20-01			
LTX CORP COM				
SHARES:	SOLD 01-07-02	16,188.14	12,558 00	3,630.14
	ACQUIRED 12-13-01			

The Northern Trust Company
 50 South LaSalle Street, Chicago, Illinois 60675
 (312) 630-6000

THE LYNDE AND HARRY BRADLEY FOUNDATION
 STRONG CAPITAL MANAGEMENT

FEDERAL SCHEDULE OF GAINS AND LOSSES
 ACCOUNT TRANSACTIONS TAXABLE DURING THE PERIOD
 01-01-02 THROUGH 12-31-02

03135 ACCOUNT NO 26-082291
 AAB

DESCRIPTION OF PROPERTY	DATE SOLD/ ACQUIRED	SALES PROCEEDS	COST BASIS	GAIN/LOSS
SHARES ·	SOLD 01-07-02 ACQUIRED 09-17-01	2,478.02	1,360.00	1,118.02
SHARES ·	SOLD 01-07-02 ACQUIRED 09-19-01	24,780.23	12,866.90	11,913.33
PRECISE SOFTWARE SOLUTIONS LTD				
SHARES ·	SOLD 01-09-02 ACQUIRED 08-09-01	18,781.41	14,722.54	4,058.87
SHARES ·	SOLD 01-09-02 ACQUIRED 11-20-01	8,049.18	6,549.00	1,500.18
#REORG TRAVELCITY COM INC CASH MERGER EFF 4/11/02				
SHARES ·	SOLD 01-09-02 ACQUIRED 03-16-01	20,170.33	11,414.32	8,756.01
SHARES ·	SOLD 01-09-02 ACQUIRED 03-22-01	7,563.88	4,293.75	3,270.13
PRECISE SOFTWARE SOLUTIONS LTD				
SHARES ·	SOLD 01-11-02 ACQUIRED 08-09-01	2,598.21	2,103.22	494.99
BEA SYS INC COM				

The Northern Trust Company
 50 South LaSalle Street, Chicago, Illinois 60675
 (312) 630-6000

THE LYNDE AND HARRY BRADELY FOUNDATION
 STRONG CAPITAL MANAGEMENT

03135 ACCOUNT NO. 26-08291
 AAB SS870

FEDERAL SCHEDULE OF GAINS AND LOSSES
 ACCOUNT TRANSACTIONS TAXABLE DURING THE PERIOD
 01-01-02 THROUGH 12-31-02

DESCRIPTION OF PROPERTY	DATE SOLD/ ACQUIRED	SALES PROCEEDS	COST BASIS	GAIN/LOSS
SHARES: 500.00	01-14-02 SOLD	9,641.35	14,434.85	4,793.50-
SHARES: 500.00	01-14-02 SOLD	9,641.36	14,482.25	4,840.89-
SHARES: 100.00	01-14-02 SOLD	1,928.27	2,875.00	946.73-
ENTEGRIS INC COM				
SHARES: 1,400.00	01-14-02 SOLD	16,818.65	11,410.00	5,408.65
SHARES: 900.00	01-14-02 SOLD	10,811.99	6,750.00	4,061.99
SHARES: 2,200.00	01-14-02 SOLD	26,429.30	16,487.24	9,942.06
SHARES: 100.00	01-14-02 SOLD	1,201.33	932.00	269.33
MANITOWOC INC COM				
SHARES: 400.00	01-14-02 SOLD	12,714.45	11,800.44	914.01
SHARES: 100.00	01-14-02 SOLD	3,178.61	2,736.00	442.61
REINSURANCE GROUP AMER INC COM				

h8b

The Northern Trust Company
 50 South LaSalle Street, Chicago, Illinois 60675
 (312) 630-6000

THE LYNDE AND HARRY BRADELY FOUNDATION
 STRONG CAPITAL MANAGEMENT

FEDERAL SCHEDULE OF GAINS AND LOSSES
 ACCOUNT TRANSACTIONS TAXABLE DURING THE PERIOD
 01-01-02 THROUGH 12-31-02

03135 ACCOUNT NO. 26-08291
 AAB

SS870

DATE SOLD/ ACQUIRED	SALES PROCEEDS	COST BASIS	GAIN/LOSS	DESCRIPTION OF PROPERTY
01-18-02 SOLD 7,200.00 01-18-02 ACQUIRED	204,269.56	248,544.00	44,274.44-	SHARES. ENGELHARD CORP., COMMON STOCK,
01-18-02 SOLD 500.00 10-25-01 ACQUIRED	14,185.39	16,425.00	2,239.61-	SHARES. PROTECTIVE LIFE CORP., COMMON STOCK
01-18-02 SOLD 300.00 11-20-01 ACQUIRED	8,511.23	10,139.19	1,627.96-	SHARES. HELMERICH & PAYNE INC COM
01-22-02 SOLD 100.00 09-20-01 ACQUIRED	2,530.14	2,051.89	478.25	SHARES: E TO WEATHERFORD INTL INC NAME CHANG
01-23-02 SOLD 100.00 08-08-01 ACQUIRED	2,810.51	3,135.00	324.49-	SHARES: E TO WEATHERFORD INTL BERMUDA 2879055 EF
01-31-02 SOLD 200.00 06-05-01 ACQUIRED	6,079.90	7,887.96	1,808.06-	SHARES: F 6/26/02
01-31-02 SOLD 200.00 07-10-01 ACQUIRED	7,689.12	8,870.50	1,181.38-	SHARES:

03135 ACCOUNT NO. 26-08291 THE LYNDE AND HARRY BRADELY FOUNDATION
 SS870 AAB STRONG CAPITAL MANAGEMENT

FEDERAL SCHEDULE OF GAINS AND LOSSES
 ACCOUNT TRANSACTIONS TAXABLE DURING THE PERIOD
 01-01-02 THROUGH 12-31-02

DESCRIPTION OF PROPERTY	DATE SOLD/ ACQUIRED	SALES PROCEEDS	COST BASIS	GAIN/LOSS
MONSANTO CO NEW COM				
SHARES:	SOLD 01-31-02	3,844 56	4,055 00	210.44-
	ACQUIRED 08-02-01			
SHARES:	SOLD 02-01-02	9,734.85	9,643.98	90 87
	ACQUIRED 10-25-01			
SHARES:	SOLD 02-01-02	9,734 86	9,405 00	329.86
	ACQUIRED 11-01-01			
SHARES:	SOLD 02-01-02	16,224.75	15,500 00	724 75
	ACQUIRED 11-02-01			
SHARES:	SOLD 02-01-02	9,734 85	9,225 00	509 85
	ACQUIRED 11-06-01			
SHARES:	SOLD 02-01-02	12,979.81	12,064.00	915.81
	ACQUIRED 11-09-01			
SHARES:	SOLD 02-01-02	6,489 90	6,582 88	92.98-
	ACQUIRED 11-20-01			
SHARES:	SOLD 02-01-02	12,979 80	12,840 00	139 80
	ACQUIRED 11-26-01			
SHARES:	SOLD 02-01-02	3,244.96	3,538.00	293 04-
	ACQUIRED 12-13-01			

***REGORG WEATHERFORD INTL INC NAME CHANG
 E TO WEATHERFORD INTL BERMUDA 2879055 EF
 F 6/26/02

The Northern Trust Company
 50 South LaSalle Street, Chicago, Illinois 60675
 (312) 630-6000

THE LYNDE AND HARRY BRADELY FOUNDATION
 STRONG CAPITAL MANAGEMENT

FEDERAL SCHEDULE OF GAINS AND LOSSES
 ACCOUNT TRANSACTIONS TAXABLE DURING THE PERIOD
 01-01-02 THROUGH 12-31-02

DESCRIPTION OF PROPERTY	DATE SOLD/ ACQUIRED	SALES PROCEEDS	COST BASIS	GAIN/LOSS
SHARES	02-01-02 SOLD	3,866 94	4,055 00	188.06-
02-01-02 SOLD	08-02-01 ACQUIRED			
SHARES	02-04-02 SOLD	10,453 84	6,512.60	3,941 24
02-04-02 SOLD	09-24-01 ACQUIRED			
SHARES,	02-04-02 SOLD	2,090 77	1,840 51	250.26
02-04-02 SOLD	10-25-01 ACQUIRED			
SCRIPTS E.W INC NEW CLASS A COMMON STOCK				
SHARES	02-04-02 SOLD	6,999.95	6,458.00	541.95
02-04-02 SOLD	11-20-01 ACQUIRED			
ZIONS BANCORP COMMON STOCK NO PAR				
SHARES	02-07-02 SOLD	191,496 17	178,472 46	13,023.71
02-07-02 SOLD	11-27-01 ACQUIRED			
SHARES	02-07-02 SOLD	108,687.02	99,991 50	8,695.52
02-07-02 SOLD	11-28-01 ACQUIRED			
ZIONS BANCORP COMMON STOCK NO PAR				

#REORG/IVEX PACKAGING CSH & STR MERGER
 PACKAGING DYNAMICS 2-695863 RATE .20 &
 CASH
 \$21 50/SH EFF 6/28/02

987

The Northern Trust Company
 50 South LaSalle Street, Chicago, Illinois 60675
 (312) 630-6000

THE LYNDE AND HARRY BRADLEY FOUNDATION
 STRONG CAPITAL MANAGEMENT

03135 ACCOUNT NO 26-08291
 AAB SS870

FEDERAL SCHEDULE OF GAINS AND LOSSES
 ACCOUNT TRANSACTIONS TAXABLE DURING THE PERIOD
 01-01-02 THROUGH 12-31-02

DESCRIPTION OF PROPERTY	DATE SOLD/ ACQUIRED	SALES PROCEEDS	COST BASIS	GAIN/LOSS
SHARES	02-07-02 ACQUIRED 11-30-01	15,554 77	14,595.00	959.77
SHARES:	SOLD 02-07-02			
200.00				
SHARES:	SOLD 02-07-02			
200.00				
LTX CORP COM				
SHARES:	02-12-02 ACQUIRED 09-19-01	4,172.64	2,573.38	1,599.26
SHARES:	SOLD 02-12-02			
1,000.00				
SHARES:	02-12-02 ACQUIRED 01-16-02	20,863 18	19,900.00	963.18
SHARES:	SOLD 02-12-02			
100.00				
FISHER SCIENTIFIC INTL INC COM NEW				
SHARES:	02-12-02 ACQUIRED 01-30-02	2,086.32	1,847.01	239.31
SHARES:	SOLD 02-12-02			
2,100.00				
POLO RALPH LAUREN CORP CL A				
SHARES:	02-13-02 ACQUIRED 02-12-02	56,594 14	56,700.00	105.86-
SHARES:	SOLD 02-14-02			
500.00				
SHARES:	02-14-02 ACQUIRED 09-26-01	13,972.34	9,848.60	4,123.74
SHARES:	SOLD 02-14-02			
200.00				
KEMET CORP COM				
SHARES:	02-14-02 ACQUIRED 12-13-01	5,588.93	4,958.00	630.93
SHARES:	SOLD 02-14-02			
200.00				

The Northern Trust Company
 50 South LaSalle Street, Chicago, Illinois 60675
 (312) 630-6000

03135 ACCOUNT NO. 26-08291 THE LYNDE AND HARRY BRADELY FOUNDATION
 SS870 AAB STRONG CAPITAL MANAGEMENT

FEDERAL SCHEDULE OF GAINS AND LOSSES
 ACCOUNT TRANSACTIONS TAXABLE DURING THE PERIOD
 01-01-02 THROUGH 12-31-02

DESCRIPTION OF PROPERTY	DATE SOLD/ ACQUIRED	SALES PROCEEDS	COST BASIS	GAIN/LOSS
SHARES: 4,000 00	SOLD 02-19-02 ACQUIRED 09-05-01	67,892.17	69,426.40	1,534.23-
THE MEN'S WEARHOUSE INC COMMON STOCK				
SHARES: 800 00	SOLD 02-19-02 ACQUIRED 10-17-01	18,240.04	17,640.64	599.40
SHARES: 200.00	SOLD 02-19-02 ACQUIRED 11-20-01	4,560.01	4,898.00	337.99-
POLO RALPH LAUREN CORP CL A				
SHARES: 700.00	SOLD 02-19-02 ACQUIRED 09-26-01	19,496.52	13,788.04	5,708.48
TRIAD HOSPS INC COM ISIN US89579K1097				
SHARES: 300.00	SOLD 02-19-02 ACQUIRED 11-20-01	9,434.85	8,465.58	969.27
XTO ENERGY INC COM				
SHARES: 800 00	SOLD 02-19-02 ACQUIRED 03-26-01	13,417.72	14,410.67	992.95-
ADR ALUMINUM CORP CHINA LTD SPONSORED				
SHARES: 300.00	SOLD 02-19-02 ACQUIRED 04-10-01	5,031.64	5,402.00	370.36-

68b

The Northern Trust Company
 50 South LaSalle Street, Chicago, Illinois 60675
 (312) 630-6000

THE LYNDE AND HARRY BRADELY FOUNDATION
 STRONG CAPITAL MANAGEMENT

03135 ACCOUNT NO. 26-08291
 AAB

FEDERAL SCHEDULE OF GAINS AND LOSSES
 ACCOUNT TRANSACTIONS TAXABLE DURING THE PERIOD
 01-01-02 THROUGH 12-31-02

DESCRIPTION OF PROPERTY	DATE SOLD/ ACQUIRED	SALES PROCEEDS	COST BASIS	GAIN/LOSS
ADR ALUMINUM CORP CHINA LTD SPONSORED ADR REPSTG H SHS	SOLD 02-20-02 ACQUIRED 12-11-01	147,171.32	121,874.34	25,296.98
SHARES:				
6,700 00				
SHARES:				
1,000.00				
SOLD 02-21-02		22,013.67	17,690.00	4,323.67
ACQUIRED 12-06-01				
SHARES:				
900.00				
SOLD 02-21-02		19,812.30	16,371.18	3,441.12
ACQUIRED 12-11-01				
SHARES:				
200 00				
SOLD 02-21-02		4,402.73	3,526.48	876.25
ACQUIRED 12-13-01				
REINSURANCE GROUP AMER INC COM				
SHARES:				
400.00				
SOLD 02-21-02		11,932.34	12,843.48	911.14-
ACQUIRED 09-17-01				
SHARES:				
700.00				
SOLD 02-21-02		20,881.59	20,335.00	546.59
ACQUIRED 10-26-01				
REINSURANCE GROUP AMER INC COM				
SHARES:				
500.00				
SOLD 02-21-02		14,924.82	16,054.35	1,129.53-
ACQUIRED 09-17-01				

***REORG WEATHERFORD INTL INC NAME CHANG
 E TO WEATHERFORD INTL BERMUDA 2879055 EF
 F 6/26/02

The Northern Trust Company
 50 South LaSalle Street, Chicago, Illinois 60675
 (312) 630-6000

THE LYNDE AND HARRY BRADELY FOUNDATION
 STRONG CAPITAL MANAGEMENT

FEDERAL SCHEDULE OF GAINS AND LOSSES
 ACCOUNT TRANSACTIONS TAXABLE DURING THE PERIOD
 01-01-02 THROUGH 12-31-02

03135 ACCOUNT NO 26-08291

SS870

AAB

DESCRIPTION OF PROPERTY	DATE SOLD/ ACQUIRED	SALES PROCEEDS	COST BASIS	GAIN/LOSS
SHARES·	SOLD 02-21-02 ACQUIRED 08-02-01	22,070 01	20,275 00	1,795 01
###REORG WEATHERFORD INTL INC NAME CHANG E TO WEATHERFORD INTL BERMUDA 2879055 EF F 6/26/02				
SHARES·	SOLD 02-22-02 ACQUIRED 08-03-01	18,017 25	16,092 04	1,925.21
SHARES·	SOLD 02-22-02 ACQUIRED 08-13-01	4,504.31	3,626.70	877.61
APRIA HEALTHCARE GROUP INC COM				
SHARES·	SOLD 02-25-02 ACQUIRED 01-02-02	13,133.92	14,397.90	1,263 98-
EMMIS COMMUNICATIONS CORP				
SHARES·	SOLD 02-25-02 ACQUIRED 09-24-01	9,900 97	7,200 00	2,700 97
SHARES·	SOLD 02-25-02 ACQUIRED 09-25-01	9,900.97	6,946.00	2,954 97
SHARES·	SOLD 02-25-02 ACQUIRED 10-01-01	19,801 94	11,160 00	8,641 94

The Northern Trust Company
 50 South LaSalle Street, Chicago, Illinois 60675
 (312) 630-6000

03135 ACCOUNT NO 26-08291 THE LYNDE AND HARRY BRADELY FOUNDATION
 AAB STRONG CAPITAL MANAGEMENT

FEDERAL SCHEDULE OF GAINS AND LOSSES
 ACCOUNT TRANSACTIONS TAXABLE DURING THE PERIOD
 01-01-02 THROUGH 12-31-02

DESCRIPTION OF PROPERTY	DATE SOLD/ ACQUIRED	SALES PROCEEDS	COST BASIS	GAIN/LOSS
#REORG TRAVELLOCITY.COM INC CASH MERGER EFF 4/11/02	SOLD 02-25-02 ACQUIRED 03-16-01	30,614 29	17,121 48	13,492 81
SCRIPPS E.W. INC NEW CLASS A COMMON STOCK	SOLD 02-26-02 ACQUIRED 12-13-01	14,793 05	12,778 90	2,014 15
CUMMINS INC	SOLD 02-27-02 ACQUIRED 12-20-01	4,207 83	3,844 49	363.34
SHARES:	SOLD 02-27-02 ACQUIRED 12-28-01	8,415 65	7,810 00	605 65
SHARES:	SOLD 02-27-02 ACQUIRED 12-31-01	16,831.30	15,572 00	1,259 30
REINSURANCE GROUP AMER INC COM				

ebb

The Northern Trust Company

50 South LaSalle Street, Chicago, Illinois 60675
(312) 630-6000

03135 ACCOUNT NO 26-08291
SS870 AAB

THE LYNDE AND HARRY BRADELY FOUNDATION
STRONG CAPITAL MANAGEMENT

FEDERAL SCHEDULE OF GAINS AND LOSSES
ACCOUNT TRANSACTIONS TAXABLE DURING THE PERIOD
01-01-02 THROUGH 12-31-02

PAGE
14

DESCRIPTION OF PROPERTY			DATE SOLD/ ACQUIRED	SALES PROCEEDS	COST BASIS	GAIN/LOSS
SHARES:	500 00	SOLD	02-28-02	14,950 17	14,525 00	425 17
		ACQUIRED	10-26-01			
SHARES	200.00	SOLD	02-28-02	5,980 07	5,054.80	925.27
		ACQUIRED	01-23-02			
MARTIN MARIETTA MATLS INC COMMON STOCK						
SHARES:	600 00	SOLD	03-01-02	25,532 62	24,216.00	1,316.62
		ACQUIRED	10-25-01			
SHARES:	200.00	SOLD	03-01-02	8,510.87	8,810.00	299.13-
		ACQUIRED	11-20-01			
SHARES	100 00	SOLD	03-01-02	4,255 44	4,554 00	298 56-
		ACQUIRED	12-13-01			
THE MEN'S WEARHOUSE INC COMMON STOCK						
SHARES:	900 00	SOLD	03-01-02	23,093.65	19,845.72	3,247.93
		ACQUIRED	10-17-01			
REINSURANCE GROUP AMER INC COM						
SHARES:	1,800 00	SOLD	03-01-02	53,338 41	45,493 20	7,845 21
		ACQUIRED	01-23-02			

###REORG WEATHERFORD INTL INC NAME CHANG
E TO WEATHERFORD INTL BERMUDA 2879055 EF
F 6/26/02

993

The Northern Trust Company
 50 South LaSalle Street, Chicago, Illinois 60675
 (312) 630-6000

THE LYNDE AND HARRY BRADELY FOUNDATION
 STRONG CAPITAL MANAGEMENT

03135 ACCOUNT NO. 26-08291
 AAB SS870

FEDERAL SCHEDULE OF GAINS AND LOSSES
 ACCOUNT TRANSACTIONS TAXABLE DURING THE PERIOD
 01-01-02 THROUGH 12-31-02

DESCRIPTION OF PROPERTY	DATE SOLD/ ACQUIRED	SALES PROCEEDS	COST BASIS	GAIN/LOSS
CUMMINS INC SHARES:	SOLD 03-01-02 ACQUIRED 08-13-01	4,584 90	3,626 70	958 20
ELECTRO SCIENTIFIC INDS INC COM SHARES:	SOLD 03-04-02 ACQUIRED 12-20-01	26,675 00	23,066.94	3,608.06
KEMET CORP COM SHARES:	SOLD 03-04-02 ACQUIRED 01-10-02	4,445 83	3,821 45	624 38
KEMET CORP COM SHARES:	SOLD 03-04-02 ACQUIRED 12-13-01	7,158.53	6,697 82	460 71
KEMET CORP COM SHARES:	SOLD 03-04-02 ACQUIRED 01-15-02	7,158 53	6,398 08	760 45
KEMET CORP COM SHARES:	SOLD 03-04-02 ACQUIRED 09-05-01	14,439.78	13,885 28	554 50
METHODE ELECTRS INC CL A SHARES:	SOLD 03-04-02 ACQUIRED 09-05-01	13,959.79	13,885.28	74.51

The Northern Trust Company
 50 South LaSalle Street, Chicago, Illinois 60675
 (312) 630-6000

THE LYNDE AND HARRY BRADELY FOUNDATION
 STRONG CAPITAL MANAGEMENT

03135 ACCOUNT NO. 26-08291
 AAB SS870

FEDERAL SCHEDULE OF GAINS AND LOSSES
 ACCOUNT TRANSACTIONS TAXABLE DURING THE PERIOD
 01-01-02 THROUGH 12-31-02

DESCRIPTION OF PROPERTY	DATE SOLD/ ACQUIRED	SALES PROCEEDS	COST BASIS	GAIN/LOSS
SHARES, METHODE ELECTRS INC CL A	03-04-02 ACQUIRED 05-18-01	24,706 42	16,378 08	8,328.34
SHARES, METHODE ELECTRS INC CL A	03-04-02 SOLD 06-08-01	9,264.91	6,859 17	2,405 74
SHARES, METHODE ELECTRS INC CL A	03-04-02 SOLD 10-25-01	1,029 44	722.77	306 67
SHARES, METHODE ELECTRS INC CL A	03-04-02 SOLD 09-10-01	16,447 25	14,902 03	1,545.22
SHARES, REINSURANCE GROUP AMER INC COM	03-04-02 SOLD 12-13-01	7,206.18	5,649 00	1,557 18
SHARES, KEMET CORP COM	03-04-02 SOLD 01-23-02	119,521.40	101,096.00	18,425 40
SHARES, METHODE ELECTRS INC CL A	03-05-02 SOLD 09-05-01	27,113.14	26,034 90	1,078 24

The Northern Trust Company
 50 South LaSalle Street, Chicago, Illinois 60675
 (312) 630-6000

THE LYNDE AND HARRY BRADELY FOUNDATION
 STRONG CAPITAL MANAGEMENT

03135 ACCOUNT NO 26-08291
 SS870 AAB

FEDERAL SCHEDULE OF GAINS AND LOSSES
 ACCOUNT TRANSACTIONS TAXABLE DURING THE PERIOD
 01-01-02 THROUGH 12-31-02

DESCRIPTION OF PROPERTY	DATE SOLD/ ACQUIRED	SALES PROCEEDS	COST BASIS	GAIN/LOSS
METHODE ELECTRS INC CL A SHARES, 2,800 00	SOLD 03-05-02 ACQUIRED 05-17-01	28,573.57	18,522 56	10,051.01
METHODE ELECTRS INC CL A SHARES, 400.00	SOLD 03-05-02 ACQUIRED 05-17-01	9,079.98	2,666 08	1,433.90
REINSURANCE GROUP AMER INC COM SHARES, 2,300.00	SOLD 03-05-02 ACQUIRED 05-18-01	23,459.87	15,695 66	7,764 21
METHODE ELECTRS INC CL A SHARES, 2,200 00	SOLD 03-05-02 ACQUIRED 01-23-02	66,032 22	55,602 80	10,429.42
METHODE ELECTRS INC CL A SHARES, 900 00	SOLD 03-06-02 ACQUIRED 05-17-01	9,155 56	5,953 68	3,201 88
LATTICE SEMICONDUCTOR CORP COMMON STOCK SHARES, 800.00	SOLD 03-06-02 ACQUIRED 05-17-01	8,175 95	5,292 16	2,883.79

The Northern Trust Company
 50 South LaSalle Street, Chicago, Illinois 60675
 (312) 630-6000

THE LYNDE AND HARRY BRADELY FOUNDATION
 STRONG CAPITAL MANAGEMENT

03135 ACCOUNT NO. 26-08291
 SS870 AAB

FEDERAL SCHEDULE OF GAINS AND LOSSES
 ACCOUNT TRANSACTIONS TAXABLE DURING THE PERIOD
 01-01-02 THROUGH 12-31-02

DATE SOLD/ ACQUIRED	SALES PROCEEDS	COST BASIS	GAIN/LOSS	DESCRIPTION OF PROPERTY
03-07-02 ACQUIRED	8,083 64	7,904.00	179 64	SHARES · SOLD 400.00 ACQUIRED 11-20-01
03-07-02 ACQUIRED	10,104 54	10,720.70	616 16-	SHARES: SOLD 500.00 ACQUIRED 12-13-01
03-07-02 ACQUIRED	15,254.65	13,230 48	2,024 17	SHARES · SOLD 600 00 ACQUIRED 10-17-01
03-07-02 ACQUIRED	6,027.33	3,812.73	2,214.60	SHARES: SOLD 600 00 ACQUIRED 03-26-01
03-07-02 ACQUIRED	5,022 77	3,307.60	1,715.17	SHARES: SOLD 500 00 ACQUIRED 05-17-01
03-07-02 ACQUIRED	11,415 90	7,878 88	3,537 02	POLO RALPH LAUREN CORP CL A SHARES: SOLD 400 00 ACQUIRED 09-26-01
03-08-02 ACQUIRED	13,322.85	8,260.92	5,061.93	SHARES: SOLD 1,300 00 ACQUIRED 03-26-01
				METHODE ELECTRS INC CL A

997

The Northern Trust Company

50 South LaSalle Street, Chicago, Illinois 60675
(312) 630-6000

03135 ACCOUNT NO 26-08291
SS870 AAB

THE LYNDE AND HARRY BRADELY FOUNDATION
STRONG CAPITAL MANAGEMENT

FEDERAL SCHEDULE OF GAINS AND LOSSES
ACCOUNT TRANSACTIONS TAXABLE DURING THE PERIOD
01-01-02 THROUGH 12-31-02

PAGE
19

<u>DESCRIPTION OF PROPERTY</u>			<u>DATE SOLD/ ACQUIRED</u>	<u>SALES PROCEEDS</u>	<u>COST BASIS</u>	<u>GAIN/LOSS</u>
SHARES:	1,300 00	SOLD	03-08-02	13,322 84	7,067.29	6,255 55
		ACQUIRED	04-11-01			
CUMMINS INC						
SHARES:	500.00	SOLD	03-11-02	22,674.66	18,825 00	3,849 66
		ACQUIRED	12-20-01			
SHARES	200 00	SOLD	03-11-02	9,069.86	7,642 90	1,426.96
		ACQUIRED	01-10-02			
MANUGISTICS GROUP INC COM						
SHARES:	2,100 00	SOLD	03-11-02	45,506.31	38,945 13	6,561.18
		ACQUIRED	02-13-02			
METHODE ELECTRS INC CL A						
SHARES:	500.00	SOLD	03-11-02	5,200.27	2,572 14	2,628 13
		ACQUIRED	04-10-01			
METHODE ELECTRS INC CL A						
SHARES:	100 00	SOLD	03-11-02	1,027 48	543 64	483 84
		ACQUIRED	04-11-01			
MANUGISTICS GROUP INC COM						
SHARES:	1,200.00	SOLD	03-12-02	25,736 49	22,254.36	3,482 13
		ACQUIRED	02-13-02			
ELECTRO SCIENTIFIC INDS INC COM						

86b
998

The Northern Trust Company
 50 South LaSalle Street, Chicago, Illinois 60675
 (312) 630-6000

THE LYNDE AND HARRY BRADELY FOUNDATION
 STRONG CAPITAL MANAGEMENT

03135 ACCOUNT NO 26-08291
 AAB

FEDERAL SCHEDULE OF GAINS AND LOSSES
 ACCOUNT TRANSACTIONS TAXABLE DURING THE PERIOD
 01-01-02 THROUGH 12-31-02

DESCRIPTION OF PROPERTY	DATE SOLD/ ACQUIRED	SALES PROCEEDS	COST BASIS	GAIN/LOSS
CUMMINS INC SHARES: 150.00	SOLD 03-19-02 ACQUIRED 03-26-01	5,435.26	4,420.78	1,014.48
ELECTRO SCIENTIFIC INDS INC COM SHARES: 200.00	SOLD 03-20-02 ACQUIRED 12-20-01	9,549.85	7,530.00	2,019.85
PRECISE SOFTWARE SOLUTIONS LTD SHARES: 200.00	SOLD 03-20-02 ACQUIRED 03-26-01	7,389.88	5,894.38	1,495.50
HELMERICH & PAYNE INC COM SHARES: 1,200.00	SOLD 03-20-02 ACQUIRED 08-09-01	28,775.20	25,238.64	3,536.56
SEACOR HLDGS INC COM SHARES: 300.00	SOLD 03-20-02 ACQUIRED 06-05-01	12,134.81	11,831.94	302.87
PRECISE SOFTWARE SOLUTIONS LTD SHARES: 500.00	SOLD 03-20-02 ACQUIRED 06-08-01	20,224.70	19,165.80	1,058.90
PRECISE SOFTWARE SOLUTIONS LTD SHARES: 700.00	SOLD 03-20-02 ACQUIRED 03-26-01	34,502.48	32,648.00	1,854.48

666

The Northern Trust Company
 50 South LaSalle Street, Chicago, Illinois 60675
 (312) 630-6000

THE LYNDE AND HARRY BRADELY FOUNDATION
 STRONG CAPITAL MANAGEMENT

ACCOUNT NO. 26-08291 AAB
 03135 SS870

FEDERAL SCHEDULE OF GAINS AND LOSSES
 ACCOUNT TRANSACTIONS TAXABLE DURING THE PERIOD
 01-01-02 THROUGH 12-31-02

DESCRIPTION OF PROPERTY	DATE SOLD/ ACQUIRED	SALES PROCEEDS	COST BASIS	GAIN/LOSS
SHARES ·	SOLD 03-21-02 ACQUIRED 08-09-01	52,689 20	46,270 84	6,418.36
MSC INDL DIRECT INC CL A COMMON STOCK				
SHARES	SOLD 03-21-02 ACQUIRED 10-25-01	18,850 84	13,322 00	5,528 84
SHARES ·	SOLD 03-21-02 ACQUIRED 11-20-01	4,712 71	3,630 00	1,082 71
KEMET CORP COM				
SHARES ·	SOLD 04-02-02 ACQUIRED 09-05-01	104,579.18	93,725.64	10,853.54
SHARES ·	SOLD 04-02-02 ACQUIRED 11-20-01	7,746 61	6,802 40	944 21
CUMMINS INC				
SHARES ·	SOLD 04-03-02 ACQUIRED 12-20-01	18,363 44	15,060.00	3,303.44
APARTMENT INVT & MGMT CO CL A				
SHARES ·	SOLD 04-05-02 ACQUIRED 12-11-01	9,727.70	9,078.02	649 68
CUMMINS INC				

The Northern Trust Company
 50 South LaSalle Street, Chicago, Illinois 60675
 (312) 630-6000

THE LYNDE AND HARRY BRADLEY FOUNDATION
 STRONG CAPITAL MANAGEMENT

03155 ACCOUNT NO. 26-08291
 AAB SS870

FEDERAL SCHEDULE OF GAINS AND LOSSES
 ACCOUNT TRANSACTIONS TAXABLE DURING THE PERIOD
 01-01-02 THROUGH 12-31-02

DESCRIPTION OF PROPERTY	DATE SOLD/ ACQUIRED	SALES PROCEEDS	COST BASIS	GAIN/LOSS
AMERUS GROUP CO COM SHARES: 100 00	SOLD 04-05-02 ACQUIRED 12-20-01	4,717.85	3,765 00	952 85
AMERUS GROUP CO COM SHARES: 600.00	SOLD 04-08-02 ACQUIRED 02-28-02	22,799.51	20,609 10	2,190.21
SCRIPPS E W INC NEW CLASS A COMMON STOCK SHARES: 200 00	SOLD 04-08-02 ACQUIRED 04-10-01	16,587 38	11,769.22	4,818 16
SEACOR HLDGS INC COM SHARES: 300.00	SOLD 04-08-02 ACQUIRED 08-02-01	14,954.34	13,881 81	1,072.53
CUMMINS INC SHARES: 300 00	SOLD 04-10-02 ACQUIRED 12-20-01	14,867 55	11,295 00	3,572 55
PRECISE SOFTWARE SOLUTIONS LTD SHARES: 700.00	SOLD 04-10-02 ACQUIRED 04-10-01	13,536.96	11,197 20	2,339 76

The Northern Trust Company
 50 South LaSalle Street, Chicago, Illinois 60675
 (312) 630-6000

THE LYNDE AND HARRY BRADELY FOUNDATION
 STRONG CAPITAL MANAGEMENT

03135 ACCOUNT NO 26-08291
 SS870 AAB

FEDERAL SCHEDULE OF GAINS AND LOSSES
 ACCOUNT TRANSACTIONS TAXABLE DURING THE PERIOD
 01-01-02 THROUGH 12-31-02

DESCRIPTION OF PROPERTY	DATE SOLD/ ACQUIRED	SALES PROCEEDS	COST BASIS	GAIN/LOSS
SHARES:	04-10-02 SOLD	5,801.55	5,088.96	712.59
SHARES:	04-10-02 SOLD	5,801.56	6,309.66	508.10-
SHARES:	04-10-02 ACQUIRED			
SHARES:	08-09-01 ACQUIRED			
SHARES:	04-10-02 SOLD	32,875.47	25,074.32	7,801.15
SHARES:	04-10-02 ACQUIRED			
SHARES:	09-07-01 ACQUIRED			
SHARES:	04-10-02 SOLD	13,536.96	13,504.75	32.21
SHARES:	04-10-02 ACQUIRED			
SHARES:	10-25-01 ACQUIRED			
SHARES:	04-10-02 SOLD	700.00		
SHARES:	04-10-02 SOLD	3,200.00		
SHARES:	04-10-02 ACQUIRED			
SHARES:	02-19-02 ACQUIRED			
SHARES:	04-10-02 SOLD	61,883.26	65,838.08	3,954.82-
SHARES:	04-10-02 ACQUIRED			
SHARES:	02-20-02 ACQUIRED			
SHARES:	04-10-02 SOLD	32,875.48	28,777.60	4,097.88
SHARES:	04-10-02 ACQUIRED			
SHARES:	02-28-02 ACQUIRED			
SHARES:	04-10-02 SOLD	19,635.41	16,165.96	3,469.45
SHARES:	04-10-02 ACQUIRED			
SHARES:	10-25-01 ACQUIRED			
SHARES:	04-10-02 SOLD	9,817.70	8,265.30	1,552.40
SHARES:	04-10-02 ACQUIRED			
SHARES:	12-13-01 ACQUIRED			
SHARES:	04-11-02 SOLD	15,620.76	13,739.40	1,881.36
SHARES:	04-11-02 SOLD			
SHARES:	02-28-02 ACQUIRED			

The Northern Trust Company
 50 South LaSalle Street, Chicago, Illinois 60675
 (312) 630-6000

THE LYNDE AND HARRY BRADLEY FOUNDATION
 STRONG CAPITAL MANAGEMENT

FEDERAL SCHEDULE OF GAINS AND LOSSES
 ACCOUNT TRANSACTIONS TAXABLE DURING THE PERIOD
 01-01-02 THROUGH 12-31-02

03135 ACCOUNT NO 26-08291
 AAB

SS870

DESCRIPTION OF PROPERTY	DATE SOLD/ ACQUIRED	SALES PROCEEDS	COST BASIS	GAIN/LOSS
AMERUS GROUP CO COM SHARES: 400.00	SOLD 04-18-02 ACQUIRED 12-20-01	18,823 43	15,060.00	3,763 43
AMERUS GROUP CO COM SHARES: 600.00	SOLD 04-19-02 ACQUIRED 02-28-02	23,191.52	20,609.10	2,582 42
APRIA HEALTHCARE GROUP INC COM SHARES: 400.00	SOLD 04-19-02 ACQUIRED 11-20-01	10,958.19	9,319.84	1,638.35
FIRST HEALTH GROUP CORP COM SHARES: 300.00	SOLD 04-19-02 ACQUIRED 01-02-02	8,218.64	7,198.95	1,019 69
AMERUS GROUP CO COM SHARES: 700.00	SOLD 04-19-02 ACQUIRED 01-11-02	19,622.08	16,154.60	3,467 48
AMERUS GROUP CO COM SHARES: 100.00	SOLD 04-23-02 ACQUIRED 02-28-02	3,780.88	3,434 85	346.03
AMERUS GROUP CO COM SHARES: 500.00	SOLD 04-24-02 ACQUIRED 02-28-02	18,884 23	17,174.25	1,709 98

1000

The Northern Trust Company
 50 South LaSalle Street, Chicago, Illinois 60675
 (312) 630-6000

03135 ACCOUNT NO. 26-08291 THE LYNDE AND HARRY BRADELY FOUNDATION
 SS870 AAB STRONG CAPITAL MANAGEMENT

FEDERAL SCHEDULE OF GAINS AND LOSSES
 ACCOUNT TRANSACTIONS TAXABLE DURING THE PERIOD
 01-01-02 THROUGH 12-31-02

DESCRIPTION OF PROPERTY	DATE SOLD/ ACQUIRED	SALES PROCEEDS	COST BASIS	GAIN/LOSS
MANITOWOC INC COM SHARES:	SOLD 04-25-02 ACQUIRED 02-28-02	15,124 34	13,739.40	1,384 94
SHAW GROUP INC COM SHARES:	SOLD 04-29-02 ACQUIRED 07-09-01	16,479.50	10,944.00	5,535.50
PREMCO INC COM SHARES	SOLD 04-30-02 ACQUIRED 04-29-02	5,474 17	4,800 00	674 17
AMERUS GROUP CO COM SHARES:	SOLD 05-01-02 ACQUIRED 02-28-02	11,254 19	10,304.55	949 64
DOLLAR THRIFTY AUTOMOTIVE GROUP INC COM SHARES:	SOLD 05-02-02 ACQUIRED 08-03-01	11,677 29	9,175 20	2,502.09
LIN TV CORP CL A				

The Northern Trust Company
 50 South LaSalle Street, Chicago, Illinois 60675
 (312) 630-6000

THE LYNDE AND HARRY BRADELY FOUNDATION
 STRONG CAPITAL MANAGEMENT

FEDERAL SCHEDULE OF GAINS AND LOSSES
 ACCOUNT TRANSACTIONS TAXABLE DURING THE PERIOD
 01-01-02 THROUGH 12-31-02

03135 ACCOUNT NO 26-08291
 SS870 AAB

DESCRIPTION OF PROPERTY	DATE SOLD/ ACQUIRED	SALES PROCEEDS	COST BASIS	GAIN/LOSS
AMERUS GROUP CO COM	05-03-02 SOLD 05-03-02 ACQUIRED	4,605 88	4,400 00	205.88
SHARES: 200 00				
AMERUS GROUP CO COM	05-03-02 SOLD 02-28-02 ACQUIRED	26,424.20	24,043.95	2,380.25
SHARES: 700.00				
DOLLAR THRIFTY AUTOMOTIVE GROUP INC COM	05-06-02 SOLD 08-03-01 ACQUIRED	32,801 99	25,690.56	7,111.43
SHARES: 1,400 00				
PROTECTIVE LIFE CORP , COMMON STOCK	05-06-02 SOLD 08-06-01 ACQUIRED	11,714 99	9,133.70	2,581.29
SHARES: 500.00				
PROTECTIVE LIFE CORP , COMMON STOCK	05-08-02 SOLD 08-08-01 ACQUIRED	9,119 72	9,405.00	285.28-
SHARES: 300 00				
#REGOR TRAVELOCITY COM INC CASH MERGER EFF 4/11/02	05-09-02 SOLD 09-17-01 ACQUIRED	67,200.00	34,170 00	33,030.00
SHARES: 2,400.00				
SHARES: 1,800.00	05-09-02 SOLD 09-19-01 ACQUIRED	50,400.00	23,161 68	27,238.32

The Northern Trust Company
 50 South LaSalle Street, Chicago, Illinois 60675
 (312) 630-6000

THE LYNDE AND HARRY BRADELY FOUNDATION
 STRONG CAPITAL MANAGEMENT

03135 ACCOUNT NO. 26-08291
 AAB SS870

FEDERAL SCHEDULE OF GAINS AND LOSSES
 ACCOUNT TRANSACTIONS TAXABLE DURING THE PERIOD
 01-01-02 THROUGH 12-31-02

DESCRIPTION OF PROPERTY	DATE SOLD/ ACQUIRED	SALES PROCEEDS	COST BASIS	GAIN/LOSS
SHARES:	05-09-02 SOLD	22,399 99	10,916 40	11,483 59
SHARES:	05-09-02 SOLD	25,200.00	11,219 13	13,980 87
SHARES:	05-09-02 SOLD	25,200.00	12,829 86	12,370.14
SHARES:	05-09-02 SOLD	28,000 01	13,900 00	14,100 01
AMERUS GROUP CO COM	05-09-02 SOLD	36,548 89	34,348.50	2,200 39
AMERUS GROUP CO COM	05-09-02 SOLD	22,007.33	20,609.10	1,398.23
REGAL ENMT GROUP CL A	05-09-02 SOLD	8,781 81	7,600 00	1,181 81
AMERUS GROUP CO COM	05-09-02 SOLD	8,781 81	7,600 00	1,181 81
RELIANCE STL & ALUM CO COMMON STOCK	05-09-02 SOLD	8,781 81	7,600 00	1,181 81

The Northern Trust Company
 50 South LaSalle Street, Chicago, Illinois 60675
 (312) 630-6000

THE LYNDE AND HARRY BRADELY FOUNDATION
 STRONG CAPITAL MANAGEMENT

FEDERAL SCHEDULE OF GAINS AND LOSSES
 ACCOUNT TRANSACTIONS TAXABLE DURING THE PERIOD
 01-01-02 THROUGH 12-31-02

03135 ACCOUNT NO 26-08291
 AAB

DESCRIPTION OF PROPERTY	DATE SOLD/ ACQUIRED	SALES PROCEEDS	COST BASIS	GAIN/LOSS
AMERUS GROUP CO COM				
SHARES:	SOLD 05-09-02	22,884.90	17,206.84	5,678.06
	ACQUIRED 10-25-01			
SHAW GROUP INC COM				
SHARES:	SOLD 05-10-02	153,085.38	144,263.70	8,821.68
	ACQUIRED 02-28-02			
FISHER SCIENTIFIC INTL INC COM NEW				
SHARES:	SOLD 05-13-02	23,294.45	15,602.79	7,691.66
	ACQUIRED 12-19-01			
AERPOSTALE COM				
SHARES:	SOLD 05-15-02	310,598.18	267,300.00	43,298.18
	ACQUIRED 02-12-02			
DOLLAR THRIFTY AUTOMOTIVE GROUP INC COM				
SHARES:	SOLD 05-16-02	2,494.98	1,800.00	694.98
	ACQUIRED 05-15-02			
PLEXUS CORP COM				
SHARES:	SOLD 05-16-02	14,340.16	10,960.44	3,379.72
	ACQUIRED 08-06-01			

1007

The Northern Trust Company
 50 South LaSalle Street, Chicago, Illinois 60675
 (312) 630-6000

THE LYNDE AND HARRY BRADELY FOUNDATION
 STRONG CAPITAL MANAGEMENT

03135 ACCOUNT NO. 26-08291
 AAB

SS870

FEDERAL SCHEDULE OF GAINS AND LOSSES
 ACCOUNT TRANSACTIONS TAXABLE DURING THE PERIOD
 01-01-02 THROUGH 12-31-02

DESCRIPTION OF PROPERTY	DATE SOLD/ ACQUIRED	SALES PROCEEDS	COST BASIS	GAIN/LOSS
SHARES	05-16-02 SOLD 10-25-01 ACQUIRED	8,174 36	8,074.32	100 04
PLEXUS CORP COM	05-16-02 SOLD 09-20-01 ACQUIRED	8,183 12	7,830 00	353.12
KYPHON INC COM	05-17-02 SOLD 05-17-02 ACQUIRED	5,428 21	4,500 00	928.21
MCLEODUSA INC PFD SER A	05-21-02 SOLD 04-16-02 ACQUIRED	4,140 14	68,504.78	64,364.64-
MCLEODUSA INC WT PUR CL A EXP	05-21-02 SOLD 04-16-02 ACQUIRED	512.68	0.00	512 68
RIGHTS:	05-21-02 SOLD 04-16-02 ACQUIRED	1,709.00	0.00	512 68
ALTRIS INC COM	05-23-02 SOLD 05-22-02 ACQUIRED	1,819.24	2,000.00	180.76-
THE MEN'S WEARHOUSE INC COMMON STOCK				

The Northern Trust Company
 50 South LaSalle Street, Chicago, Illinois 60675
 (312) 630-6000

03135 ACCOUNT NO 26-08291 THE LYNDE AND HARRY BRADLEY FOUNDATION
 SS870 AAB STRONG CAPITAL MANAGEMENT

FEDERAL SCHEDULE OF GAINS AND LOSSES
 ACCOUNT TRANSACTIONS TAXABLE DURING THE PERIOD
 01-01-02 THROUGH 12-31-02

DESCRIPTION OF PROPERTY	DATE SOLD/ ACQUIRED	SALES PROCEEDS	COST BASIS	GAIN/LOSS
NETFLIX COM INC COM STK	05-23-02 SOLD 200.00 05-22-02 ACQUIRED 200.00	3,387.97	3,000.00	387.97
EON LABS INC COM	05-23-02 SOLD 100.00 05-22-02 ACQUIRED 100.00	1,490.91	1,500.00	9.09-
COMMERCE BANCSHARES, INC, COMMON STOCK, \$10 PAR	05-28-02 SOLD 300.00 01-08-02 ACQUIRED 300.00	13,467.04	11,901.75	1,565.29
PROTECTIVE LIFE CORP, COMMON STOCK	05-28-02 SOLD 200.00 08-08-01 ACQUIRED 200.00	6,508.28	6,270.00	238.28
DOLLAR THRIFTY AUTOMOTIVE GROUP INC COM	05-29-02 SOLD 600.00 08-06-01 ACQUIRED 600.00	13,829.58	10,960.44	2,869.14

1009

The Northern Trust Company
 50 South LaSalle Street, Chicago, Illinois 60675
 (312) 630-6000

THE LANDE AND HARRY BRADELY FOUNDATION
 STRONG CAPITAL MANAGEMENT

03135 ACCOUNT NO. 26-08291
 AAB

FEDERAL SCHEDULE OF GAINS AND LOSSES
 ACCOUNT TRANSACTIONS TAXABLE DURING THE PERIOD
 01-01-02 THROUGH 12-31-02

DESCRIPTION OF PROPERTY	DATE SOLD/ ACQUIRED	SALES PROCEEDS	COST BASIS	GAIN/LOSS
MANITOWOC INC COM	05-29-02 SOLD 08-10-01 ACQUIRED	6,914 79	5,378 85	1,535 94
TOWER AUTOMOTIVE INC COM	05-29-02 SOLD 07-09-01 ACQUIRED	7,950 36	5,472 00	2,478.36
DOLLAR THRIFTY AUTOMOTIVE GROUP INC COM	05-29-02 SOLD 05-07-02 ACQUIRED	9,141.72	9,625 00	483 28-
THE MEN'S WEARHOUSE INC COMMON STOCK	06-03-02 SOLD 08-15-01 ACQUIRED	9,367.71	7,166 48	2,201 23
NEWMAN-MARCUS GROUP INC CL A	06-03-02 SOLD 10-16-01 ACQUIRED	2,799.00	2,181 45	617 55
	06-03-02 SOLD 10-17-01 ACQUIRED	16,794.03	13,230.48	3,563.55

The Northern Trust Company
 50 South LaSalle Street, Chicago, Illinois 60675
 (312) 630-6000

THE LYNDE AND HARRY BRADELY FOUNDATION
 STRONG CAPITAL MANAGEMENT

FEDERAL SCHEDULE OF GAINS AND LOSSES
 ACCOUNT TRANSACTIONS TAXABLE DURING THE PERIOD
 01-01-02 THROUGH 12-31-02

03135 ACCOUNT NO 26-08291
 AAB

DESCRIPTION OF PROPERTY	DATE SOLD/ ACQUIRED	SALES PROCEEDS	COST BASIS	GAIN/LOSS
SHARES: SHAW GROUP INC COM	06-03-02 SOLD 07-12-01 ACQUIRED	11,201.06	9,843.78	1,357.28
SHARES: MFC ISHARES TR RUSSELL 2000 GROWTH INDEX	06-03-02 SOLD 12-19-01 ACQUIRED	22,068.02	15,602.79	6,465.23
SHARES: SHAW GROUP INC COM	06-04-02 SOLD 08-24-01 ACQUIRED	114,881.54	129,720.00	14,838.46-
SHARES: MFC ISHARES TR RUSSELL 2000 INDEX FD	06-04-02 SOLD 04-17-02 ACQUIRED	9,989.70	11,530.26	1,540.56-
SHARES: PROTECTIVE LIFE CORP., COMMON STOCK	06-04-02 SOLD 01-30-02 ACQUIRED	9,364.72	9,452.00	87.28-
SHARES: MARTIN MARIETTA MATLS INC COMMON STOCK	06-04-02 SOLD 08-08-01 ACQUIRED	16,487.05	15,675.00	812.05

The Northern Trust Company
 50 South LaSalle Street, Chicago, Illinois 60675
 (312) 630-6000

THE LYNDE AND HARRY BRADELY FOUNDATION
 STRONG CAPITAL MANAGEMENT

03135 ACCOUNT NO. 26-08291
 AAB SS870

FEDERAL SCHEDULE OF GAINS AND LOSSES
 ACCOUNT TRANSACTIONS TAXABLE DURING THE PERIOD
 01-01-02 THROUGH 12-31-02

DATE SOLD/ ACQUIRED	SALES PROCEEDS	COST BASIS	GAIN/LOSS	DESCRIPTION OF PROPERTY
06-05-02 ACQUIRED 08-30-01	7,906 64	7,921.60	14,96-	SHARES: 200.00 VERIDIAN CORP COM
06-05-02 SOLD 05-10-02	7,906 64	8,056 14	149 50-	SHARES: 200.00 VERIDIAN CORP COM
06-05-02 SOLD 06-04-02	1,802 74	1,600 00	202 74	SHARES: 100 00 DOLLAR THRIFTY AUTOMOTIVE GROUP INC COM
06-06-02 SOLD 08-15-01	9,539 71	7,166 48	2,373.23	SHARES: 400.00 DOLLAR THRIFTY AUTOMOTIVE GROUP INC COM
06-06-02 SOLD 08-31-01	4,769 85	3,477 80	1,292.05	SHARES: 200 00 TOWER AUTOMOTIVE INC COM
06-06-02 SOLD 05-07-02	21,797 34	24,750 00	2,952.66-	SHARES: 1,800 00 NEIMAN-MARCUS GROUP INC CL A
06-10-02 SOLD 07-25-01	15,262.89	13,124.00	2,138.89	SHARES: 400.00 DOLLAR THRIFTY AUTOMOTIVE GROUP INC COM

The Northern Trust Company
 50 South LaSalle Street, Chicago, Illinois 60675
 (312) 630-6000

THE LYNDE AND HARRY BRADELY FOUNDATION
 STRONG CAPITAL MANAGEMENT

03135 ACCOUNT NO. 26-08291
 SS870 AAB

FEDERAL SCHEDULE OF GAINS AND LOSSES
 ACCOUNT TRANSACTIONS TAXABLE DURING THE PERIOD
 01-01-02 THROUGH 12-31-02

DESCRIPTION OF PROPERTY	DATE SOLD/ ACQUIRED	SALES PROCEEDS	COST BASIS	GAIN/LOSS
SHAW GROUP INC COM	06-17-02 SOLD 08-28-01 ACQUIRED	12,162 33	8,669 50	3,492 83
SHAW GROUP INC COM	06-20-02 SOLD 12-19-01 ACQUIRED	79,862.74	51,266 31	23,596.43
DOLLAR THRIFTY AUTOMOTIVE GROUP INC COM	06-21-02 SOLD 08-23-01 ACQUIRED	2,523 17	1,700.00	823 17
GRANITE CONSTRUCTION INC , COMMON STOCK	06-21-02 SOLD 04-02-02 ACQUIRED	35,792 37	35,625 00	167 37
MANAGISTICS GROUP INC COM	06-21-02 SOLD 02-13-02 ACQUIRED	19,481 41	63,054 02	43,572 61-
MANAGISTICS GROUP INC COM	06-24-02 SOLD 02-13-02 ACQUIRED	22,517.99	79,744 79	57,226 80-
SHARES	06-24-02 SOLD 02-13-02 ACQUIRED	2,094.69	7,282.00	5,187 31-

The Northern Trust Company
 50 South LaSalle Street, Chicago, Illinois 60675
 (312) 630-6000

THE LYNDE AND HARRY BRADELY FOUNDATION
 STRONG CAPITAL MANAGEMENT

03135 ACCOUNT NO 26-08291
 AAB

SS870

FEDERAL SCHEDULE OF GAINS AND LOSSES
 ACCOUNT TRANSACTIONS TAXABLE DURING THE PERIOD
 01-01-02 THROUGH 12-31-02

DESCRIPTION OF PROPERTY	DATE SOLD/ ACQUIRED	SALES PROCEEDS	COST BASIS	GAIN/LOSS
SHARES: TOWER AUTOMOTIVE INC COM	06-24-02 SOLD	18,328.59	64,311.45	45,982.86-
SHARES:	06-24-02 SOLD	2,618.37	8,388.90	5,770.53-
SHARES:	06-24-02 SOLD	4,189.40	12,048.64	7,859.24-
SHARES:	06-24-02 ACQUIRED	2,618.37	7,870.00	5,251.63-
SHARES:	06-24-02 SOLD	3,665.71	10,183.95	6,518.24-
SHARES:	06-24-02 SOLD	3,665.72	10,185.00	6,519.28-
SHARES:	06-24-02 SOLD	2,094.70	6,146.04	4,051.34-
SHARES:	06-24-02 SOLD	2,618.37	6,906.00	4,287.63-
SHARES:	06-24-02 SOLD	12,568.18	22,768.08	10,199.90-

The Northern Trust Company
 50 South LaSalle Street, Chicago, Illinois 60675
 (312) 630-6000

THE LYNDE AND HARRY BRADLEY FOUNDATION
 STRONG CAPITAL MANAGEMENT

FEDERAL SCHEDULE OF GAINS AND LOSSES
 ACCOUNT TRANSACTIONS TAXABLE DURING THE PERIOD
 01-01-02 THROUGH 12-31-02

03135 ACCOUNT NO 26-08291
 AAB

DATE SOLD/ ACQUIRED	SALES PROCEEDS	COST BASIS	GAIN/LOSS	DESCRIPTION OF PROPERTY
06-29-02 SOLD 05-07-02 ACQUIRED	29,119.97	27,500 00	3,385 53-	SHARES: 2,000.00 TOWER AUTOMOTIVE INC COM
06-25-02 SOLD 05-07-02 ACQUIRED	22,067.33	29,750.00	2,682 67-	SHARES: 1,800.00 DOLLAR THRIFTY AUTOMOTIVE GROUP INC COM
06-27-02 SOLD 08-23-01 ACQUIRED	10,063.77	6,800.00	3,263 77	SHARES: 400.00 HEWITT ASSOCS INC COM
06-27-02 SOLD 06-26-02 ACQUIRED	29,018.29	29,700 00	9,318.29	SHARES: 1,300.00 MTC TECHNOLOGIES INC COM
06-28-02 SOLD 06-28-02 ACQUIRED	1,966.81	1,700.00	266 81	SHARES: 100 00 TOWER AUTOMOTIVE INC COM
06-28-02 SOLD 05-07-02 ACQUIRED	17,844.56	19,250.00	1,405 44-	SHARES: 1,400.00 MSC INDL DIRECT INC CL A COMMON STOCK

The Northern Trust Company
 50 South LaSalle Street, Chicago, Illinois 60675
 (312) 630-6000

03155 ACCOUNT NO 26-08291 THE LYNDE AND HARRY BRADLEY FOUNDATION
 SS870 AAB STRONG CAPITAL MANAGEMENT

FEDERAL SCHEDULE OF GAINS AND LOSSES
 ACCOUNT TRANSACTIONS TAXABLE DURING THE PERIOD
 01-01-02 THROUGH 12-31-02

DESCRIPTION OF PROPERTY	DATE SOLD/ ACQUIRED	SALES PROCEEDS	COST BASIS	GAIN/LOSS
XTO ENERGY INC COM	SOLD 07-01-02 ACQUIRED 05-10-02	7,891.76	7,946.64	54.88-
SHARES, 400 00				
DOLLAR THRIFTY AUTOMOTIVE GROUP INC COM	SOLD 07-01-02 ACQUIRED 12-13-01	6,046.47	4,556.61	1,489.86
SHARES, 300.00				
GEORGIA GULF CORP COM PAR #0 01	SOLD 07-02-02 ACQUIRED 12-13-01	7,718.88	4,328.76	3,390.12
SHARES, 300 00				
TRIAD HOSPS INC COM ISIN US89579K1097	SOLD 07-02-02 ACQUIRED 05-13-02	7,705.53	6,963.30	742.23
SHARES, 300 00				
SWIFT TRANSN INC COM	SOLD 07-09-02 ACQUIRED 10-25-01	12,092.66	8,319.00	3,773.66
SHARES, 300 00				
COMMERCE BANCSHARES, INC., COMMON	SOLD 07-09-02 ACQUIRED 04-15-02	14,850.05	13,701.66	1,148.39
SHARES, 700 00				
COMMERCE BANCSHARES, INC., COMMON	SOLD 07-09-02 ACQUIRED 05-10-02	10,607.18	9,691.45	915.73
SHARES, 500.00				

The Northern Trust Company
 50 South LaSalle Street, Chicago, Illinois 60675
 (312) 630-6000

THE LYNDE AND HARRY BRADELY FOUNDATION
 STRONG CAPITAL MANAGEMENT

FEDERAL SCHEDULE OF GAINS AND LOSSES
 ACCOUNT TRANSACTIONS TAXABLE DURING THE PERIOD
 01-01-02 THROUGH 12-31-02

03135 ACCOUNT NO 26-08291
 AAB

SS870

DESCRIPTION OF PROPERTY	DATE SOLD/ ACQUIRED	SALES PROCEEDS	COST BASIS	GAIN/LOSS
MFC ISHARES TR RUSSELL 2000 GROWTH INDEX				
SHARES,	SOLD 07-10-02	17,227.48	15,869.00	1,358.48
	ACQUIRED 01-08-02			
MFC ISHARES TR RUSSELL 2000 INDEX FD				
SHARES,	SOLD 07-12-02	86,097.40	112,800.00	26,702.60-
	ACQUIRED 08-24-01			
SHARES,	SOLD 07-12-02	12,914.61	15,129.00	2,214.39-
	ACQUIRED 10-25-01			
SHARES,	SOLD 07-12-02	8,609.74	10,850.00	2,240.26-
	ACQUIRED 11-20-01			
SHARES,	SOLD 07-12-02	4,304.87	5,506.00	1,201.13-
	ACQUIRED 01-30-02			
SHARES,	SOLD 07-12-02	8,609.74	11,116.00	2,506.26-
	ACQUIRED 03-15-02			
SHARES,	SOLD 07-12-02	8,609.74	10,973.90	2,364.16-
	ACQUIRED 04-08-02			
MFC ISHARES TR RUSSELL 2000 INDEX FD				
UNITS,	SOLD 07-12-02	16,761.49	17,004.00	242.51-
	ACQUIRED 10-25-01			

STEELCASE INC CL A COM

The Northern Trust Company
 50 South LaSalle Street, Chicago, Illinois 60675
 (312) 630-6000

THE LYNDE AND HARRY BRADELY FOUNDATION
 STRONG CAPITAL MANAGEMENT

03135 ACCOUNT NO. 26-08291
 AAB SS870

FEDERAL SCHEDULE OF GAINS AND LOSSES
 ACCOUNT TRANSACTIONS TAXABLE DURING THE PERIOD
 01-01-02 THROUGH 12-31-02

DESCRIPTION OF PROPERTY	DATE SOLD/ ACQUIRED	SALES PROCEEDS	COST BASIS	GAIN/LOSS
CUMMINS INC				
SHARES:	SOLD 07-15-02	11,664.28	14,077.08	2,412.80-
	ACQUIRED 01-16-02			
SHARES:	SOLD 07-15-02	6,480.15	7,850.00	1,369.85-
	ACQUIRED 01-18-02			
SICOR INC COM				
SHARES:	SOLD 07-16-02	149,899.51	195,780.00	45,880.49-
	ACQUIRED 12-20-01			
SHARES:	SOLD 07-16-02	8,648.05	11,087.70	2,439.65-
	ACQUIRED 01-14-02			
SHARES:	SOLD 07-16-02	14,413.42	17,900.00	3,486.58-
	ACQUIRED 01-15-02			
SHARES:	SOLD 07-16-02	8,648.04	11,276.01	2,627.97-
	ACQUIRED 05-29-02			
SHARES:	SOLD 07-16-02	2,882.69	3,695.00	812.31-
	ACQUIRED 05-30-02			
SOUTHRUST CORP , COMMON STOCK, \$2.50 PAR				
SHARES:	SOLD 07-18-02	28,261.54	32,384.28	4,122.74-
	ACQUIRED 04-18-02			

The Northern Trust Company
 50 South LaSalle Street, Chicago, Illinois 60675
 (312) 630-6000

THE LYNDE AND HARRY BRADELY FOUNDATION
 STRONG CAPITAL MANAGEMENT

FEDERAL SCHEDULE OF GAINS AND LOSSES
 ACCOUNT TRANSACTIONS TAXABLE DURING THE PERIOD
 01-01-02 THROUGH 12-31-02

03135 ACCOUNT NO. 26-08291
 AAB

SS870

DESCRIPTION OF PROPERTY	DATE SOLD/ ACQUIRED	SALES PROCEEDS	COST BASIS	GAIN/LOSS
AMSURG CORP COM SHARES	07-29-02 SOLD 06-14-02 ACQUIRED	18,750 99	19,811 69	1,060.65-
AMSURG CORP COM SHARES	07-29-02 SOLD 02-04-02 ACQUIRED	8,668 87	6,885 00	1,783.87
AMSURG CORP COM SHARES	07-29-02 SOLD 02-12-02 ACQUIRED	11,558 49	9,200 00	2,358 49
PROTECTIVE LIFE CORP, COMMON STOCK SHARES	07-29-02 SOLD 07-11-02 ACQUIRED	17,337.73	14,782 56	2,555.17
PROTECTIVE LIFE CORP, COMMON STOCK SHARES	08-01-02 SOLD 08-08-01 ACQUIRED	12,752.93	12,540.00	212 93
AMSURG CORP COM SHARES	08-05-02 SOLD 02-04-02 ACQUIRED	14,814.55	11,475 00	3,339.55
PROTECTIVE LIFE CORP, COMMON STOCK SHARES	08-05-02 SOLD 08-08-01 ACQUIRED	9,102 14	9,405.00	302 86-
GEORGIA GULF CORP COM PAR #0 01				

The Northern Trust Company
 50 South LaSalle Street, Chicago, Illinois 60675
 (312) 630-6000

THE LYNDE AND HARRY BRADELY FOUNDATION
 STRONG CAPITAL MANAGEMENT

03155 ACCOUNT NO. 26-08291
 AAB

FEDERAL SCHEDULE OF GAINS AND LOSSES
 ACCOUNT TRANSACTIONS TAXABLE DURING THE PERIOD
 01-01-02 THROUGH 12-31-02

DATE SOLD/ ACQUIRED	SALES PROCEEDS	COST BASIS	GAIN/LOSS	DESCRIPTION OF PROPERTY
08-08-02 SOLD	26,502.27	24,788.50	1,713.77	SHARES; 1,100.00
05-08-02 ACQUIRED				SHARES; 1,600.00
08-08-02 SOLD	38,548.75	36,080.00	2,468.75	SHARES; 200.00
05-10-02 ACQUIRED				SHARES; 200.00
08-08-02 SOLD	4,818.60	4,618.00	200.60	SHARES; 200.00
08-08-02 SOLD	6,194.29	6,270.00	75.71-	SHARES; 200.00
08-08-01 ACQUIRED				GENERAL CABLE CORP DEL NEW COM
08-09-02 SOLD	2,895.75	9,756.00	6,860.25-	SHARES; 900.00
10-25-01 ACQUIRED				SHARES; 600.00
08-09-02 SOLD	1,930.50	7,468.62	5,538.12-	SHARES; 700.00
11-20-01 ACQUIRED				SHARES; 200.00
08-09-02 SOLD	2,252.26	8,873.34	6,621.08-	SHARES; 800.00
12-13-01 ACQUIRED				SHARES; 800.00
08-09-02 SOLD	643.50	2,558.00	1,914.50-	SHARES; 800.00
01-18-02 ACQUIRED				SHARES; 800.00
08-09-02 SOLD	2,574.00	10,144.56	7,570.56-	SHARES; 800.00
02-04-02 ACQUIRED				

The Northern Trust Company
 50 South LaSalle Street, Chicago, Illinois 60675
 (312) 630-6000

THE LYNDE AND HARRY BRADLEY FOUNDATION
 STRONG CAPITAL MANAGEMENT

03135 ACCOUNT NO. 26-08291
 AAB SSB70

FEDERAL SCHEDULE OF GAINS AND LOSSES
 ACCOUNT TRANSACTIONS TAXABLE DURING THE PERIOD
 01-01-02 THROUGH 12-31-02

DESCRIPTION OF PROPERTY	DATE SOLD/ ACQUIRED	SALES PROCEEDS	COST BASIS	GAIN/LOSS
AMSURG CORP COM	08-09-02 SOLD	2,895.75	10,250.19	7,354 44-
GEORGIA GULF CORP COM PAR #0 01	08-09-02 SOLD	2,421.89	2,204 13	217.76
AMSURG CORP COM	08-09-02 SOLD	4,843.77	4,507 00	336.77
AMSURG CORP COM	08-12-02 SOLD	18,518.26	13,770.00	4,748.26
SUPERIOR INDS INTL INC COM	08-12-02 SOLD	4,534.86	4,446.48	88 38
SMUCKER J M CO COM NEW	08-12-02 SOLD	9,069 73	8,946 90	122 83
AMSURG CORP COM	08-13-02 SOLD	10,900.17	9,153.66	1,746.51

The Northern Trust Company
 50 South LaSalle Street, Chicago, Illinois 60675
 (312) 630-6000

THE LYNDE AND HARRY BRADLEY FOUNDATION
 STRONG CAPITAL MANAGEMENT

03135 ACCOUNT NO 26-08291
 AAB

FEDERAL SCHEDULE OF GAINS AND LOSSES
 ACCOUNT TRANSACTIONS TAXABLE DURING THE PERIOD
 01-01-02 THROUGH 12-31-02

DESCRIPTION OF PROPERTY	DATE SOLD/ ACQUIRED	SALES PROCEEDS	COST BASIS	GAIN/LOSS
SHARES; SMUCKER J M CO COM NEW	08-14-02 SOLD 02-04-02 ACQUIRED	15,095 69	11,475 00	3,620 69
SHARES; SMUCKER J M CO COM NEW	08-14-02 SOLD 07-19-02 ACQUIRED	14,519 56	12,204 88	2,314 68
SHARES; SMUCKER J M CO COM NEW	08-15-02 SOLD 07-19-02 ACQUIRED	21,721 62	18,090 00	3,631 62
SHARES; SMUCKER J M CO COM NEW	08-15-02 SOLD 07-23-02 ACQUIRED	7,240 54	6,102 44	1,138 10
SHARES; SMUCKER J M CO COM NEW	08-15-02 SOLD 07-23-02 ACQUIRED	7,240 54	5,993 68	1,246 86
SHARES; SMUCKER J M CO COM NEW	08-16-02 SOLD 07-25-02 ACQUIRED	18,093 75	14,984 20	3,109 55
SHARES; STEELCASE INC CL A COM	08-16-02 SOLD 01-16-02 ACQUIRED	21,522 71	25,025 92	3,503 21-

The Northern Trust Company
 50 South LaSalle Street, Chicago, Illinois 60675
 (312) 630-6000

THE LYNDE AND HARRY BRADELY FOUNDATION
 STRONG CAPITAL MANAGEMENT

FEDERAL SCHEDULE OF GAINS AND LOSSES
 ACCOUNT TRANSACTIONS TAXABLE DURING THE PERIOD
 01-01-02 THROUGH 12-31-02

PAGE 44

03135 ACCOUNT NO 26-08291
 AAB

DESCRIPTION OF PROPERTY	DATE SOLD/ ACQUIRED	SALES PROCEEDS	COST BASIS	GAIN/LOSS
SHARES: STEELCASE INC CL A COM	08-19-02 SOLD 02-04-02 ACQUIRED	9,788 30	15,886 85	6,098.55-
SHARES: STEELCASE INC CL A COM	08-19-02 SOLD 01-16-02 ACQUIRED	5,395.63	6,256.48	860.85-
SHARES: AMSURG CORP COM	08-20-02 SOLD 02-04-02 ACQUIRED	32,728 01	22,950.00	9,778.01
SHARES: TRIAD HOSPS INC COM ISIN US89579K1097	08-20-02 SOLD 10-25-01 ACQUIRED	11,643 88	8,319 00	3,324 88
SHARES: INVACARE CORP COM	08-20-02 SOLD 12-13-01 ACQUIRED	7,762 58	5,546.00	2,216 58
SHARES: STEELCASE INC CL A COM	08-22-02 SOLD 11-19-01 ACQUIRED	7,175.26	6,990.00	185.26
SHARES: STEELCASE INC CL A COM	08-22-02 SOLD 11-20-01 ACQUIRED	7,175 26	6,906 90	268 36

1033

The Northern Trust Company
 50 South LaSalle Street, Chicago, Illinois 60675
 (312) 630-6000

03135 ACCOUNT NO. 26-08291 THE LYNDE AND HARRY BRADLEY FOUNDATION
 SS870 AAB STRONG CAPITAL MANAGEMENT

FEDERAL SCHEDULE OF GAINS AND LOSSES
 ACCOUNT TRANSACTIONS TAXABLE DURING THE PERIOD
 01-01-02 THROUGH 12-31-02

DESCRIPTION OF PROPERTY	DATE SOLD/ ACQUIRED	SALES PROCEEDS	COST BASIS	GAIN/LOSS
SHARES: 1,800 00	SOLD 08-22-02 ACQUIRED 01-16-02	23,957 27	28,159 16	4,196.89-
TRIAD HOSPS INC COM ISIN US89579K1097				
SHARES: 200 00	SOLD 08-22-02 ACQUIRED 12-13-01	7,775.29	5,546.00	2,229.29
INVACARE CORP COM				
SHARES: 100.00	SOLD 08-23-02 ACQUIRED 11-09-01	3,536 48	3,428 55	107.93
THE MEN'S WEARHOUSE INC COMMON STOCK				
SHARES: 3,300.00	SOLD 08-23-02 ACQUIRED 10-16-01	63,523.08	71,987 85	8,464.77-
THE MEN'S WEARHOUSE INC COMMON STOCK				
SHARES: 1,300.00	SOLD 08-23-02 ACQUIRED 10-16-01	25,223 78	28,358 85	3,135.07-
INVACARE CORP COM				
SHARES: 100.00	SOLD 08-26-02 ACQUIRED 11-09-01	3,532 79	3,428 55	104.24
STEELCASE INC CL A COM				

The Northern Trust Company
 50 South LaSalle Street, Chicago, Illinois 60675
 (312) 630-6000

THE LYNDE AND HARRY BRADLEY FOUNDATION
 STRONG CAPITAL MANAGEMENT

FEDERAL SCHEDULE OF GAINS AND LOSSES
 ACCOUNT TRANSACTIONS TAXABLE DURING THE PERIOD
 01-01-02 THROUGH 12-31-02

03135 ACCOUNT NO. 26-08291
 AAB SS870

DESCRIPTION OF PROPERTY	DATE SOLD/ ACQUIRED	SALES PROCEEDS	COST BASIS	GAIN/LOSS
SHARES: THE MEN'S WEARHOUSE INC COMMON STOCK	08-26-02 SOLD 01-16-02 ACQUIRED	7,666 74	9,384.72	1,717 98-
SHARES: 600.00				
SHARES: 3,100.00	08-27-02 SOLD 10-15-01 ACQUIRED	57,936 32	65,716.59	7,780 27-
SHARES: 500.00				
SHARES: 600.00	08-27-02 SOLD 10-18-01 ACQUIRED	11,213 48	12,209 52	996 04-
SHARES: 800.00				
SHARES: 800.00	08-27-02 SOLD 10-25-01 ACQUIRED	14,951 31	16,355.92	1,404 61-
SHARES: 700.00				
SHARES: 700.00	08-27-02 SOLD 10-30-01 ACQUIRED	13,082.39	13,405.00	322 61-
SHARES: 700.00				
SHARES: 700.00	08-27-02 SOLD 10-31-01 ACQUIRED	13,082.40	13,854 26	771 86-
SHARES: 1,300.00				
SHARES: 800.00	08-28-02 SOLD 11-28-01 ACQUIRED	23,266.82	24,089 13	822 31-
SHARES: 800.00				
SHARES: 800.00	08-28-02 SOLD 12-03-01 ACQUIRED	14,318.05	14,840 00	521.95-

5901

The Northern Trust Company
 50 South LaSalle Street, Chicago, Illinois 60675
 (312) 630-6000

THE LYNDE AND HARRY BRADLEY FOUNDATION
 STRONG CAPITAL MANAGEMENT

03135 ACCOUNT NO 26-08291
 AAB

FEDERAL SCHEDULE OF GAINS AND LOSSES
 ACCOUNT TRANSACTIONS TAXABLE DURING THE PERIOD
 01-01-02 THROUGH 12-31-02

DATE SOLD/ ACQUIRED	SALES PROCEEDS	COST BASIS	GAIN/LOSS	DESCRIPTION OF PROPERTY
08-28-02 ACQUIRED 12-13-01	8,948 78	9,255 00	306.22-	SHARES: 500.00 SOLD 08-28-02
08-28-02 ACQUIRED 12-14-01	16,107 80	16,285.50	177 70-	SHARES: 900 00 SOLD 08-28-02
09-04-02 ACQUIRED 05-06-02	39,918 80	35,266.08	4,652 72	SHARES: 1,600 00 SOLD 09-04-02
09-04-02 ACQUIRED 05-06-02	2,494 92	2,202.00	292 92	SHARES: 100 00 SOLD 09-04-02
09-05-02 ACQUIRED 05-06-02	5,097 78	4,404.00	693 78	SHARES: 200 00 SOLD 09-05-02
09-06-02 ACQUIRED 05-01-02	15,034 35	12,992.94	2,041.41	SHARES: 600.00 SOLD 09-06-02
09-06-02 ACQUIRED 05-06-02	25,057 24	22,020 00	3,037.24	SHARES: 1,000.00 SOLD 09-06-02
				GEORGIA GULF CORP COM PAR \$0.01
				GEORGIA GULF CORP COM PAR \$0.01
				SMUCKER J M CO COM NEW

The Northern Trust Company
 50 South LaSalle Street, Chicago, Illinois 60675
 (312) 630-6000

THE LYNDE AND HARRY BRADLEY FOUNDATION
 STRONG CAPITAL MANAGEMENT

FEDERAL SCHEDULE OF GAINS AND LOSSES
 ACCOUNT TRANSACTIONS TAXABLE DURING THE PERIOD
 01-01-02 THROUGH 12-31-02

03135 ACCOUNT NO 26-08291
 AAB

DESCRIPTION OF PROPERTY	DATE SOLD/ ACQUIRED	SALES PROCEEDS	COST BASIS	GAIN/LOSS
SHARES:	09-06-02	45,060.32	35,889.72	9,170.60
SHARES:	09-06-02	500.00	14,984.20	3,790.93
SHARES:	09-06-02	22,530.16	17,494.56	5,035.60
APRIA HEALTHCARE GROUP INC COM				
SHARES:	09-09-02	9,664.70	9,048.00	616.70
GEORGIA GULF CORP COM PAR #0.01				
SHARES:	09-09-02	54,921.78	47,575.00	7,346.78
SHARES:	09-09-02	27,460.89	23,820.39	3,640.50
GEORGIA GULF CORP COM PAR #0.01				
SHARES:	09-10-02	40,143.43	34,480.00	5,663.43
SHARES:	09-10-02	27,598.60	23,787.50	3,811.10
MONSANTO CO NEW COM				

The Northern Trust Company
 50 South LaSalle Street, Chicago, Illinois 60675
 (312) 630-6000

THE LYNDE AND HARRY BRADLEY FOUNDATION
 STRONG CAPITAL MANAGEMENT

03135 ACCOUNT NO. 26-08291
 AAB

FEDERAL SCHEDULE OF GAINS AND LOSSES
 ACCOUNT TRANSACTIONS TAXABLE DURING THE PERIOD
 01-01-02 THROUGH 12-31-02

DESCRIPTION OF PROPERTY	DATE SOLD/ ACQUIRED	SALES PROCEEDS	COST BASIS	GAIN/LOSS
NETSCREEN TECHNOLOGIES INC COM COM				
SHARES:	09-10-02 SOLD	15,254 53	16,695 00	1,440 47-
	07-08-02 ACQUIRED			
SHARES:	09-19-02 SOLD	1,296.95	2,297 00	1,000 05-
	12-13-01 ACQUIRED			
SHARES:	09-19-02 SOLD	25,939.02	44,981 00	19,041.98-
	12-21-01 ACQUIRED			
SHARES:	09-19-02 SOLD	5,187.80	9,291 20	4,103.40-
	12-26-01 ACQUIRED			
SHARES:	09-19-02 SOLD	2,593.90	4,614 40	2,020 50-
	12-27-01 ACQUIRED			
SHARES:	09-19-02 SOLD	5,187.80	9,175.04	3,987.24-
	12-28-01 ACQUIRED			
SHARES:	09-19-02 SOLD	2,593 90	4,444 66	1,850 76-
	12-31-01 ACQUIRED			
SHARES:	09-19-02 SOLD	15,563 41	26,487.84	10,924 43-
	01-02-02 ACQUIRED			
SHARES:	09-19-02 SOLD	6,484 76	10,995 25	4,510 49-
	01-15-02 ACQUIRED			
AMSURG CORP COM				
SHARES:	09-19-02 SOLD			
	01-15-02 ACQUIRED			

The Northern Trust Company
 50 South LaSalle Street, Chicago, Illinois 60675
 (312) 630-6000

THE LYNDE AND HARRY BRADLEY FOUNDATION
 STRONG CAPITAL MANAGEMENT

FEDERAL SCHEDULE OF GAINS AND LOSSES
 ACCOUNT TRANSACTIONS TAXABLE DURING THE PERIOD
 01-01-02 THROUGH 12-31-02

03135 ACCOUNT NO 26-08291
 AAB

DESCRIPTION OF PROPERTY	DATE SOLD/ ACQUIRED	SALES PROCEEDS	COST BASIS	GAIN/LOSS
APRIA HEALTHCARE GROUP INC COM	09-23-02 SOLD 02-04-02 ACQUIRED	30,034 15	25,245 00	4,789 15
JACK IN THE BOX INC COM	09-23-02 SOLD 12-13-01 ACQUIRED	2,305.47	2,262 00	43 47
FIRST HEALTH GROUP CORP COM	09-23-02 SOLD 11-20-01 ACQUIRED	9,179 72	11,371.52	2,191 80-
AMIS COMMUNICATIONS CORP	09-25-02 SOLD 02-04-02 ACQUIRED	15,953 51	13,770.00	2,183 51
AMIS COMMUNICATIONS CORP	09-30-02 SOLD 09-06-02 ACQUIRED	3,829 88	3,023 04	806 84
AMIS COMMUNICATIONS CORP	09-24-02 SOLD 01-11-02 ACQUIRED	33,714.74	30,001 40	3,713.34

The Northern Trust Company
 50 South LaSalle Street, Chicago, Illinois 60675
 (312) 630-6000

THE LYNDE AND HARRY BRADELY FOUNDATION
 STRONG CAPITAL MANAGEMENT

03135 ACCOUNT NO 26-08291
 AAB

FEDERAL SCHEDULE OF GAINS AND LOSSES
 ACCOUNT TRANSACTIONS TAXABLE DURING THE PERIOD
 01-01-02 THROUGH 12-31-02

DESCRIPTION OF PROPERTY	DATE SOLD/ ACQUIRED	SALES PROCEEDS	COST BASIS	GAIN/LOSS
GENERAL CABLE CORP DEL NEW COM	10-03-02 ACQUIRED 02-04-02	24,255.26	18,360.00	5,895.26
SHARES:	SOLD 10-03-02	5,441.37	13,840.97	8,399.60-
	ACQUIRED 10-15-01			
NATIONAL INSTRS CORP COM	10-03-02 ACQUIRED 10-25-01	4,185.67	10,840.00	6,654.33-
SHARES:	SOLD 10-03-02			
	ACQUIRED 10-25-01			
TOWER AUTOMOTIVE INC COM	10-03-02 ACQUIRED 11-20-01	4,171.08	6,902.00	2,730.92-
SHARES:	SOLD 10-03-02			
	ACQUIRED 11-20-01			
COMMERCE BANCSHARES, INC., COMMON STOCK, \$10 PAR	10-04-02 ACQUIRED 05-07-02	4,745.85	9,625.00	4,879.15-
SHARES:	SOLD 10-04-02			
	ACQUIRED 05-07-02			
FIRST HEALTH GROUP CORP COM	10-07-02 ACQUIRED 01-08-02	46,776.62	51,574.25	4,797.63-
SHARES:	SOLD 10-07-02			
	ACQUIRED 01-08-02			

The Northern Trust Company
 50 South LaSalle Street, Chicago, Illinois 60675
 (312) 630-6000

THE LYNDE AND HARRY BRADELY FOUNDATION
 STRONG CAPITAL MANAGEMENT

03135 ACCOUNT NO 26-08291
 SS870 AAB

FEDERAL SCHEDULE OF GAINS AND LOSSES
 ACCOUNT TRANSACTIONS TAXABLE DURING THE PERIOD
 01-01-02 THROUGH 12-31-02

DESCRIPTION OF PROPERTY	DATE SOLD/ ACQUIRED	SALES PROCEEDS	COST BASIS	GAIN/LOSS
SHARES: 400 00	SOLD 10-07-02 ACQUIRED 01-11-02	10,983 67	9,231 20	1,752.47
SHARES: 1,100 00	SOLD 10-07-02 ACQUIRED 01-15-02	30,205 08	25,155.57	5,049 51
SHARES: 100 00	SOLD 10-07-02 ACQUIRED 01-16-02	2,745 92	2,285 00	460.92
NETSCREEN TECHNOLOGIES INC COM COM				
SHARES 900.00	SOLD 10-07-02 ACQUIRED 01-15-02	9,313 99	19,791 45	10,477 46-
QUEST SOFTWARE INC COM ISIN US74834T1034				
SHARES: 700 00	SOLD 10-08-02 ACQUIRED 05-02-02	5,515.83	9,127 58	3,611 75-
QUEST SOFTWARE INC COM ISIN US74834T1034				
SHARES: 3,200.00	SOLD 10-08-02 ACQUIRED 05-02-02	25,275 71	41,726 08	16,450 37-
QUEST SOFTWARE INC COM ISIN US74834T1034				
SHARES: 2,000 00	SOLD 10-09-02 ACQUIRED 05-02-02	15,726 92	26,078 80	10,351.88-
QUEST SOFTWARE INC COM ISIN US74834T1034				

The Northern Trust Company
 50 South LaSalle Street, Chicago, Illinois 60675
 (312) 630-6000

03135 ACCOUNT NO 26-08291 THE LYNDE AND HARRY BRADLEY FOUNDATION
 AAB STRONG CAPITAL MANAGEMENT

FEDERAL SCHEDULE OF GAINS AND LOSSES
 ACCOUNT TRANSACTIONS TAXABLE DURING THE PERIOD
 01-01-02 THROUGH 12-31-02

DESCRIPTION OF PROPERTY	DATE SOLD/ ACQUIRED	SALES PROCEEDS	COST BASIS	GAIN/LOSS
SHARES: 5,900.00	SOLD 10-09-02 ACQUIRED 05-02-02	45,695.89	76,932.46	31,236.57-
SHARES: 400.00	SOLD 10-09-02 ACQUIRED 05-10-02	3,098.02	4,614.16	1,516.14-
SHARES: 1,400.00	SOLD 10-09-02 ACQUIRED 06-04-02	10,843.09	18,242.00	7,398.91-
SHARES: 400.00	SOLD 10-09-02 ACQUIRED 06-12-02	3,098.03	5,212.00	2,113.97-
SHARES: 3,200.00	SOLD 10-09-02 ACQUIRED 06-12-02	24,784.21	41,272.64	16,488.43-
ELECTRO SCIENTIFIC INDS INC COM				
SHARES: 300.00	SOLD 10-11-02 ACQUIRED 11-20-01	4,729.78	8,541.00	3,811.22-
FIRST HEALTH GROUP CORP COM				
SHARES: 100.00	SOLD 10-14-02 ACQUIRED 01-10-02	2,803.63	2,263.26	540.37
SHARES: 400.00	SOLD 10-14-02 ACQUIRED 01-16-02	11,214.54	9,140.00	2,074.54
NETSCREEN TECHNOLOGIES INC COM COM				

The Northern Trust Company
 50 South LaSalle Street, Chicago, Illinois 60675
 (312) 630-6000

03135 ACCOUNT NO. 26-08291 THE LYNDE AND HARRY BRADELY FOUNDATION
 AAB STRONG CAPITAL MANAGEMENT

FEDERAL SCHEDULE OF GAINS AND LOSSES
 ACCOUNT TRANSACTIONS TAXABLE DURING THE PERIOD
 01-01-02 THROUGH 12-31-02

DESCRIPTION OF PROPERTY	DATE SOLD/ ACQUIRED	SALES PROCEEDS	COST BASIS	GAIN/LOSS
EMMS COMMUNICATIONS CORP				
SHARES	SOLD 10-14-02	30,824 06	54,976.25	24,152.19-
	ACQUIRED 01-15-02			
SHARES: 100 00	SOLD 10-15-02	1,986 38	1,511.52	474 86
	ACQUIRED 09-06-02			
SHARES: 1,500 00	SOLD 10-15-02	29,795 70	22,463.70	7,332 00
	ACQUIRED 09-09-02			
ELECTRO SCIENTIFIC INDS INC COM				
SHARES	SOLD 10-16-02	7,599 57	8,885.90	1,286.33-
	ACQUIRED 09-03-02			
FEI CO COM				
SHARES: 600.00	SOLD 10-16-02	8,969.72	19,064 22	10,094.50-
	ACQUIRED 02-04-02			
###REORG WEATHERFORD INTL INC NAME CHANG E TO WEATHERFORD INTL BERMUDA 2879055 EF F 6/26/02				
SHARES: 151 00	SOLD 10-16-02	6,924 86	5,241 21	1,683.65
	ACQUIRED 12-31-01			
###REORG WEATHERFORD INTL INC NAME CHANG E TO WEATHERFORD INTL BERMUDA 2879055 EF F 6/26/02				

The Northern Trust Company

50 South LaSalle Street, Chicago, Illinois 60675
(312) 630-6000

03135 ACCOUNT NO 26-08291
SS870 AAB

THE LYNDE AND HARRY BRADELY FOUNDATION
STRONG CAPITAL MANAGEMENT

FEDERAL SCHEDULE OF GAINS AND LOSSES
ACCOUNT TRANSACTIONS TAXABLE DURING THE PERIOD
01-01-02 THROUGH 12-31-02

PAGE
55

<u>DESCRIPTION OF PROPERTY</u>			<u>DATE SOLD/ ACQUIRED</u>	<u>SALES PROCEEDS</u>	<u>COST BASIS</u>	<u>GAIN/LOSS</u>
SHARES:	500 00	SOLD	10-16-02	22,930.00	17,175.00	5,755 00
		ACQUIRED	10-25-01			
SHARES	300 00	SOLD	10-16-02	13,758.00	9,777 00	3,981.00
		ACQUIRED	11-20-01			
SHARES:	3,300 00	SOLD	10-16-02	151,338 00	117,348 00	33,990 00
		ACQUIRED	11-22-01			
SHARES:	49 00	SOLD	10-16-02	2,247 15	1,700 79	546.36
		ACQUIRED	12-13-01			
EMMIS COMMUNICATIONS CORP						
SHARES:	300 00	SOLD	10-18-02	6,609.91	4,492 74	2,117.17
		ACQUIRED	09-09-02			
SCS TRANSN INC COM						
SHARES:	1,500.00	SOLD	10-18-02	14,727 75	11,907 60	2,820 15
		ACQUIRED	10-02-02			
FOX ENTMT GROUP INC CL A COM						
SHARES:	100.00	SOLD	10-21-02	2,429 85	2,079 17	350 68
		ACQUIRED	01-29-02			
SHARES:	400.00	SOLD	10-21-02	9,719.38	8,425.44	1,293.94
		ACQUIRED	02-25-02			
MEDIMMUNE INC COMMON STOCK						

1034

The Northern Trust Company
 50 South LaSalle Street, Chicago, Illinois 60675
 (312) 630-6000

THE LYNDE AND HARRY BRADELY FOUNDATION
 STRONG CAPITAL MANAGEMENT

03135 ACCOUNT NO. 26-08291
 AAB

FEDERAL SCHEDULE OF GAINS AND LOSSES
 ACCOUNT TRANSACTIONS TAXABLE DURING THE PERIOD
 01-01-02 THROUGH 12-31-02

DATE SOLD/ ACQUIRED	SALES PROCEEDS	COST BASIS	GAIN/LOSS	DESCRIPTION OF PROPERTY
10-21-02 ACQUIRED 04-08-02	2,746.92	3,433.87	686.95-	SHARES:
10-21-02 SOLD 10-21-02	10,987.66	14,008.00	3,020.34-	SHARES: NETSCREEN TECHNOLOGIES INC COM COM
10-21-02 SOLD 12-20-01	8,666.44	15,260.00	6,593.56-	SHARES: NETSCREEN TECHNOLOGIES INC COM COM
10-21-02 SOLD 10-21-02	16,094.81	27,235.00	11,140.19-	SHARES: NETSCREEN TECHNOLOGIES INC COM COM
10-22-02 SOLD 10-22-02	2,440.98	4,190.00	1,749.02-	SHARES: NETSCREEN TECHNOLOGIES INC COM COM
10-22-02 SOLD 10-22-02	2,437.93	4,060.00	1,622.07-	SHARES: NETSCREEN TECHNOLOGIES INC COM COM
10-22-02 SOLD 10-22-02	2,437.92	4,190.00	1,752.08-	SHARES: NETSCREEN TECHNOLOGIES INC COM COM
10-22-02 SOLD 10-22-02	14,627.56	24,635.40	10,007.84-	SHARES: NETSCREEN TECHNOLOGIES INC COM COM

1035

The Northern Trust Company
 50 South LaSalle Street, Chicago, Illinois 60675
 (312) 630-6000

THE LYNDE AND HARRY BRADELY FOUNDATION
 STRONG CAPITAL MANAGEMENT

FEDERAL SCHEDULE OF GAINS AND LOSSES
 ACCOUNT TRANSACTIONS TAXABLE DURING THE PERIOD
 01-01-02 THROUGH 12-31-02

03135 ACCOUNT NO. 26-08291
 AAB

SS870

DESCRIPTION OF PROPERTY	DATE SOLD/ ACQUIRED	SALES PROCEEDS	COST BASIS	GAIN/LOSS
FEI CO COM SHARES:	10-23-02 SOLD 02-04-02 ACQUIRED	39,520 30	79,434 25	39,913 95-
FOX ENTMT GROUP INC CL A COM SHARES:	10-28-02 SOLD 02-04-02 ACQUIRED	3,579.89	6,354 74	2,774.85-
FEI CO COM SHARES:	10-28-02 SOLD 01-29-02 ACQUIRED	10,003 57	8,316 68	1,686 89
FEI CO COM SHARES:	10-29-02 SOLD 02-04-02 ACQUIRED	4,727.86	9,532.11	4,804.25-
PLATINUM UNDERWRITERS HLDGS INC COM SHARES:	10-29-02 SOLD 02-05-02 ACQUIRED	52,006.42	100,664 52	48,658 10-
FEI CO COM SHARES:	10-29-02 SOLD 10-28-02 ACQUIRED	9,934.42	9,000 00	934.42

The Northern Trust Company
 50 South LaSalle Street, Chicago, Illinois 60675
 (312) 630-6000

THE LYNDE AND HARRY BRADLEY FOUNDATION
 STRONG CAPITAL MANAGEMENT

03135 ACCOUNT NO 26-08291
 SS870 AAB

FEDERAL SCHEDULE OF GAINS AND LOSSES
 ACCOUNT TRANSACTIONS TAXABLE DURING THE PERIOD
 01-01-02 THROUGH 12-31-02

DESCRIPTION OF PROPERTY	DATE SOLD/ ACQUIRED	SALES PROCEEDS	COST BASIS	GAIN/LOSS
SHARES:	10-30-02 SOLD	9,671 17	18,302 64	8,631 47-
SHARES:	10-30-02 ACQUIRED			
SHARES	10-30-02 SOLD	4,835 58	7,521 00	2,685 42-
SHARES:	10-30-02 ACQUIRED			
SHARES:	10-30-02 SOLD	33,849 09	41,241 48	7,392 39-
SHARES:	10-30-02 ACQUIRED			
FOX ENTMT GROUP INC CL A COM	10-30-02 SOLD	17,352 47	14,554 19	2,798 28
SHARES	10-30-02 ACQUIRED			
SCS TRANSN INC COM	11-04-02 SOLD	10,185 69	8,732 24	1,453 45
SHARES:	11-04-02 ACQUIRED			
TEKELEC COM	11-04-02 SOLD	25,445 23	35,293 25	9,848 02-
SHARES:	03-12-02 ACQUIRED			
CONNED CORP COM	11-05-02 SOLD	3,989 88	3,584 00	405 88
SHARES:	07-30-02 ACQUIRED			

The Northern Trust Company
 50 South LaSalle Street, Chicago, Illinois 60675
 (312) 630-6000

THE LYNDE AND HARRY BRADELY FOUNDATION
 STRONG CAPITAL MANAGEMENT

03135 ACCOUNT NO 26-08291
 AAB

FEDERAL SCHEDULE OF GAINS AND LOSSES
 ACCOUNT TRANSACTIONS TAXABLE DURING THE PERIOD
 01-01-02 THROUGH 12-31-02

DESCRIPTION OF PROPERTY	DATE SOLD/ ACQUIRED	SALES PROCEEDS	COST BASIS	GAIN/LOSS
SHARES; LTX CORP COM	SOLD 11-05-02 ACQUIRED 08-02-02	5,984.82	5,385.00	599.82
SHARES; TEKELEC COM	SOLD 11-05-02 ACQUIRED 07-01-02	5,144.07	9,932.02	4,787.95-
SHARES; CONMED CORP COM	SOLD 11-05-02 ACQUIRED 03-12-02	11,340.65	15,529.03	4,188.38-
SHARES; FOX ENTMT GROUP INC CL A COM	SOLD 11-06-02 ACQUIRED 07-30-02	28,001.53	25,088.00	2,913.53
SHARES; FOX ENTMT GROUP INC CL A COM	SOLD 11-06-02 ACQUIRED 08-13-02	10,000.55	8,951.20	1,049.35
SHARES; LTX CORP COM	SOLD 11-05-02 ACQUIRED 05-02-02	1,469.74	4,052.10	2,582.36-
SHARES; LTX CORP COM	SOLD 11-05-02 ACQUIRED 08-14-02	9,974.69	8,960.00	1,014.69

The Northern Trust Company
 50 South LaSalle Street, Chicago, Illinois 60675
 (312) 630-6000

THE LYNDE AND HARRY BRADELY FOUNDATION
 STRONG CAPITAL MANAGEMENT

FEDERAL SCHEDULE OF GAINS AND LOSSES
 ACCOUNT TRANSACTIONS TAXABLE DURING THE PERIOD
 01-01-02 THROUGH 12-31-02

DESCRIPTION OF PROPERTY	DATE SOLD/ ACQUIRED	SALES PROCEEDS	COST BASIS	GAIN/LOSS
SHARES	SOLD 11-06-02 ACQUIRED 01-29-02	27,949.15	20,791.70	7,157.45
TEKELEC COM				
SHARES:	SOLD 11-06-02	13,152.87	18,217.29	5,064.42-
SHARES:	ACQUIRED 03-06-02			
SHARES:	SOLD 11-06-02	19,223.43	26,822.87	7,599.44-
SHARES:	ACQUIRED 03-12-02			
TULARIK INC COM				
SHARES:	SOLD 11-06-02	1,614.91	4,874.00	3,259.09-
SHARES:	ACQUIRED 11-20-01			
SHARES	SOLD 11-06-02	7,267.10	19,831.50	12,564.40-
SHARES:	ACQUIRED 01-29-02			
SHARES:	SOLD 11-06-02	4,037.27	11,050.00	7,012.73-
SHARES:	ACQUIRED 02-01-02			
SHARES:	SOLD 11-06-02	3,229.83	7,968.00	4,738.17-
SHARES:	ACQUIRED 02-15-02			
TULARIK INC COM				
SHARES:	SOLD 11-06-02	1,612.09	3,984.00	2,371.91-
SHARES:	ACQUIRED 02-15-02			
CONNED CORP COM				

03135 ACCOUNT NO. 26-08291
 AAB

The Northern Trust Company
 50 South LaSalle Street, Chicago, Illinois 60675
 (312) 630-6000

03135 ACCOUNT NO. 26-08291 THE LYNDE AND HARRY BRADLEY FOUNDATION

AAB

SS870

FEDERAL SCHEDULE OF GAINS AND LOSSES
 ACCOUNT TRANSACTIONS TAXABLE DURING THE PERIOD
 01-01-02 THROUGH 12-31-02

DESCRIPTION OF PROPERTY	DATE SOLD/ ACQUIRED	SALES PROCEEDS	COST BASIS	GAIN/LOSS
SHARES ·	SOLD 11-07-02 ACQUIRED 08-06-02	5,973.42	5,282.31	691.11
SHARES ·	SOLD 11-07-02 ACQUIRED 08-07-02	13,937.97	12,463.85	1,474.12
SHARES ·	SOLD 11-07-02 ACQUIRED 08-13-02	11,946.84	10,741.44	1,205.40
CONNED CORP COM	SOLD 11-08-02 ACQUIRED 08-05-02	5,984.81	5,244.33	740.48
SOUTHTRUST CORP , COMMON STOCK, \$2.50 PAR	SOLD 11-08-02 ACQUIRED 04-18-02	5,042.84	5,397.38	354.54-
SHARES ·	SOLD 11-08-02 ACQUIRED 03-06-02	7,928.24	11,210.64	3,282.40-
SHARES ·	SOLD 11-08-02 ACQUIRED 03-06-02	46,578.41	65,514.24	18,935.83-
TELELEC COM	SOLD 11-08-02 ACQUIRED 03-06-02	4,700.00		
SHARES ·	SOLD 11-08-02 ACQUIRED 03-06-02	4,700.00		
TULARIK INC COM	SOLD 11-08-02 ACQUIRED 03-06-02	4,700.00		

The Northern Trust Company
 50 South LaSalle Street, Chicago, Illinois 60675
 (312) 630-6000

THE LYNDE AND HARRY BRADLEY FOUNDATION
 ACCOUNT NO 26-08291 AAB

03135
 SS870

FEDERAL SCHEDULE OF GAINS AND LOSSES
 ACCOUNT TRANSACTIONS TAXABLE DURING THE PERIOD
 01-01-02 THROUGH 12-31-02

DESCRIPTION OF PROPERTY	DATE SOLD/ ACQUIRED	SALES PROCEEDS	COST BASIS	GAIN/LOSS
SHARES.	SOLD 11-08-02 ACQUIRED 04-03-02	1,597.71	3,290.00	1,692.29-
WELLCHOICE INC COM	SOLD 11-08-02 ACQUIRED 11-07-02	2,806.50	2,500.00	306.50
ALASKA AIR GROUP INC COM	SOLD 11-11-02 ACQUIRED 05-16-02	4,441.81	5,774.00	1,332.19-
TULARIK INC COM	SOLD 11-11-02 ACQUIRED 11-11-02	2,392.10	4,935.00	2,542.90-
SHARES:	SOLD 11-11-02 ACQUIRED 04-08-02	2,392.09	4,831.68	2,439.59-
SHARES:	SOLD 11-11-02 ACQUIRED 11-11-02	1,594.73	2,597.70	1,002.97-
TULARIK INC COM	SOLD 11-12-02 ACQUIRED 04-16-02	7,980.65	12,988.50	5,007.85-

The Northern Trust Company
 50 South LaSalle Street, Chicago, Illinois 60675
 (312) 630-6000

THE LYNDE AND HARRY BRADELY FOUNDATION
 STRONG CAPITAL MANAGEMENT

03135 ACCOUNT NO. 26-08291
 AAB

FEDERAL SCHEDULE OF GAINS AND LOSSES
 ACCOUNT TRANSACTIONS TAXABLE DURING THE PERIOD
 01-01-02 THROUGH 12-31-02

DESCRIPTION OF PROPERTY	DATE SOLD/ ACQUIRED	SALES PROCEEDS	COST BASIS	GAIN/LOSS
TULARIX INC COM SHARES:	11-12-02 SOLD 701 00 04-25-02 ACQUIRED	5,594 44	8,902.49	3,308 05-
TULARIX INC COM SHARES:	11-12-02 SOLD 299.00 04-25-02 ACQUIRED	2,386 22	3,797 21	1,410 99-
SHARES:	11-12-02 SOLD 700 00 05-06-02 ACQUIRED	5,586 46	8,056 23	2,469 77-
SHARES:	11-12-02 SOLD 200 00 05-08-02 ACQUIRED	1,596.13	2,192 90	596 77-
SHARES:	11-12-02 SOLD 1,200.00 05-08-02 ACQUIRED	9,576 79	13,044 00	3,467 21-
SHARES:	11-12-02 SOLD 1,000.00 05-13-02 ACQUIRED	7,980 66	10,285.90	2,305.24-
CONNED CORP COM SHARES	11-12-02 SOLD 2,500.00 08-05-02 ACQUIRED	48,653.53	43,702.75	4,950.78
NETSCREEN TECHNOLOGIES INC COM COM SHARES:	11-12-02 SOLD 400 00 01-16-02 ACQUIRED	5,780 83	8,120 00	2,339 17-

The Northern Trust Company
 50 South LaSalle Street, Chicago, Illinois 60675
 (312) 630-6000

THE LYNDE AND HARRY BRADELY FOUNDATION
 STRONG CAPITAL MANAGEMENT

03155 ACCOUNT NO. 26-08291
 AAB

FEDERAL SCHEDULE OF GAINS AND LOSSES
 ACCOUNT TRANSACTIONS TAXABLE DURING THE PERIOD
 01-01-02 THROUGH 12-31-02

DATE SOLD/ ACQUIRED	SALES PROCEEDS	COST BASIS	GAIN/LOSS	DESCRIPTION OF PROPERTY
11-12-02 SOLD 01-28-02 ACQUIRED	10,116 44	13,537 16	3,420.72-	SHARES: 700.00 NETSCREEN TECHNOLOGIES INC COM COM
11-12-02 SOLD 02-07-02 ACQUIRED	9,335 62	5,162 94	827.32-	SHARES: 300 00 NETSCREEN TECHNOLOGIES INC COM COM
11-12-02 SOLD 11-12-02 ACQUIRED	27,005.30	28,800 00	1,794 70-	SHARES: 1,800 00 SHARES: 1,500 00 11-12-02 SOLD 02-07-02 ACQUIRED
11-12-02 SOLD 03-19-02 ACQUIRED	25,505 01	27,813 53	2,308 52-	SHARES: 1,700 00 TEKREC COM
11-12-02 SOLD 03-06-02 ACQUIRED	5,390.53	8,363.52	2,972 99-	SHARES: 600.00 CABLEVISION NY GROUP CL A COM
11-13-02 SOLD 12-13-01 ACQUIRED	2,989 91	8,876 00	5,886.09-	SHARES: 200.00 NETSCREEN TECHNOLOGIES INC COM COM

The Northern Trust Company
 50 South LaSalle Street, Chicago, Illinois 60675
 (312) 630-6000

THE LYNDE AND HARRY BRADLEY FOUNDATION
 STRONG CAPITAL MANAGEMENT

FEDERAL SCHEDULE OF GAINS AND LOSSES
 ACCOUNT TRANSACTIONS TAXABLE DURING THE PERIOD
 01-01-02 THROUGH 12-31-02

03135 ACCOUNT NO 26-08291
 AAB SS870

DESCRIPTION OF PROPERTY	DATE SOLD/ ACQUIRED	SALES PROCEEDS	COST BASIS	GAIN/LOSS
SHARES: 1,500 00	SOLD 11-13-02 ACQUIRED 12-11-01	19,510.20	20,800.00	1,289.80-
POLO RALPH LAUREN CORP CL A				
SHARES: 400 00	SOLD 11-13-02 ACQUIRED 05-08-02	8,779.73	10,600.00	1,820.27-
TULARIK INC COM				
SHARES: 200 00	SOLD 11-13-02 ACQUIRED 05-13-02	1,622.35	2,057.18	434.83-
SHARES: 1,000 00	SOLD 11-13-02 ACQUIRED 05-16-02	8,111.75	10,194.70	2,082.95-
CABLEVISION NY GROUP CL A COM				
SHARES: 200 00	SOLD 11-14-02 ACQUIRED 11-20-01	3,004.59	7,604.00	4,599.41-
DOLLAR THRIFTY AUTOMOTIVE GROUP INC COM				
SHARES: 200 00	SOLD 11-14-02 ACQUIRED 09-23-02	3,982.07	3,208.56	773.51
LTX CORP COM				
SHARES: 100 00	SOLD 11-14-02 ACQUIRED 07-01-02	735.05	1,418.86	683.81-

The Northern Trust Company
 50 South LaSalle Street, Chicago, Illinois 60675
 (312) 630-6000

THE LYNDE AND HARRY BRADELY FOUNDATION
 STRONG CAPITAL MANAGEMENT

03135 ACCOUNT NO. 26-08291
 AAB SS870

FEDERAL SCHEDULE OF GAINS AND LOSSES
 ACCOUNT TRANSACTIONS TAXABLE DURING THE PERIOD
 01-01-02 THROUGH 12-31-02

DESCRIPTION OF PROPERTY	DATE SOLD/ ACQUIRED	SALES PROCEEDS	COST BASIS	GAIN/LOSS
POLO RALPH LAUREN CORP CL A				
SHARES	SOLD 11-14-02	4,410 28	7,637 52	3,227 24-
	ACQUIRED 07-08-02			
TEKELEC COM				
SHARES	SOLD 11-14-02	6,584.80	7,950 00	1,365 20-
	ACQUIRED 05-08-02			
CABLEVISION NY GROUP CL A COM				
SHARES	SOLD 11-14-02	893 87	1,333.60	439 73-
	ACQUIRED 03-05-02			
SHARES	SOLD 11-14-02	1,787 75	2,674 00	886 25-
	ACQUIRED 03-05-02			
SHARES	SOLD 11-14-02	4,469 36	6,969 60	2,500 24-
	ACQUIRED 03-06-02			
SHARES	SOLD 11-15-02	4,784.85	10,030.32	5,245 47-
	ACQUIRED 02-25-02			
SHARES	SOLD 11-15-02	4,784.85	9,694 17	4,909 32-
	ACQUIRED 02-21-02			
SHARES	SOLD 11-15-02	5,705.62	10,172 98	4,467 36-
	ACQUIRED 04-17-02			

The Northern Trust Company
 50 South LaSalle Street, Chicago, Illinois 60675
 (312) 630-6000

THE LYNDE AND HARRY BRADELY FOUNDATION
 STRONG CAPITAL MANAGEMENT

03135 ACCOUNT NO 26-08291
 SS870 AAB

FEDERAL SCHEDULE OF GAINS AND LOSSES
 ACCOUNT TRANSACTIONS TAXABLE DURING THE PERIOD
 01-01-02 THROUGH 12-31-02

DESCRIPTION OF PROPERTY	DATE SOLD/ ACQUIRED	SALES PROCEEDS	COST BASIS	GAIN/LOSS
SHARES:	SOLD 11-15-02 ACQUIRED 03-05-02	50,982.68	76,015.20	25,032.52-
SHARES:	SOLD 11-15-02 ACQUIRED 03-05-02	1,788.87	2,649.00	860.13-
SHARES:	SOLD 11-15-02 ACQUIRED 03-05-02	32,199.58	47,948.76	15,749.18-
SHARES:	SOLD 11-15-02 ACQUIRED 03-13-02	6,261.03	9,198.00	2,936.97-
SHARES:	SOLD 11-15-02 ACQUIRED 03-15-02	8,944.33	13,050.00	4,105.67-
SHARES:	SOLD 11-15-02 ACQUIRED 03-19-02	8,049.90	11,306.97	3,257.07-
SHARES:	SOLD 11-15-02 ACQUIRED 03-20-02	8,049.90	10,769.67	2,719.77-
CABLEVISION NY GROUP CL A COM				
SHARES:	SOLD 11-18-02 ACQUIRED 04-17-02	2,273.25	4,045.82	1,772.57-
SHARES:	SOLD 11-18-02 ACQUIRED 05-03-02	7,989.20	12,077.45	4,088.25-

The Northern Trust Company
 50 South LaSalle Street, Chicago, Illinois 60675
 (312) 630-6000

THE LYNDE AND HARRY BRADELY FOUNDATION
 STRONG CAPITAL MANAGEMENT

03135 ACCOUNT NO. 26-08291
 AAB SS870

FEDERAL SCHEDULE OF GAINS AND LOSSES
 ACCOUNT TRANSACTIONS TAXABLE DURING THE PERIOD
 01-01-02 THROUGH 12-31-02

DATE SOLD/ ACQUIRED	SALES PROCEEDS	COST BASIS	GAIN/LOSS	DESCRIPTION OF PROPERTY
11-18-02 SOLD 11-18-02 ACQUIRED	4,118 12	5,992 22	1,874 10-	SHARES
11-18-02 SOLD 11-18-02 ACQUIRED	3,195 68	4,719 64	1,523.96-	SHARES
11-18-02 SOLD 11-18-02 ACQUIRED	17,951 46	22,599 60	4,648 14-	SHARES
11-18-02 SOLD 11-18-02 ACQUIRED	8,975.73	11,365 10	2,389.37-	SHARES
11-18-02 SOLD 11-18-02 ACQUIRED	5,385 43	6,551.16	1,165 73-	SHARES
11-18-02 SOLD 11-18-02 ACQUIRED	8,975 73	9,898.80	923.07-	SHARES
11-18-02 SOLD 11-18-02 ACQUIRED	2,692.72	1,917 00	775.72	SHARES
11-18-02 SOLD 11-18-02 ACQUIRED	6,283 01	4,368.07	1,914 94	SHARES
11-18-02 SOLD 11-18-02 ACQUIRED	12,566 02	9,642 78	2,923 24	SHARES

FOX ENTMT GROUP INC CL A COM

The Northern Trust Company
 50 South LaSalle Street, Chicago, Illinois 60675
 (312) 630-6000

THE LYNDE AND HARRY BRADELY FOUNDATION
 STRONG CAPITAL MANAGEMENT

03135 ACCOUNT NO. 26-08291
 AAB

FEDERAL SCHEDULE OF GAINS AND LOSSES
 ACCOUNT TRANSACTIONS TAXABLE DURING THE PERIOD
 01-01-02 THROUGH 12-31-02

DESCRIPTION OF PROPERTY	DATE SOLD/ACQUIRED	SALES PROCEEDS	COST BASIS	GAIN/LOSS
AKAMAI TECHNOLOGIES INC COM STOCK				
SHARES: SOLD	11-21-02	15,569.53	12,475.02	3,094.51
SHARES: ACQUIRED	01-29-02			
CABLEVISION NY GROUP CL A COM				
SHARES: SOLD	11-22-02	4,636.47	7,755.12	3,118.65-
SHARES: ACQUIRED	03-19-02			
FOX ENTMT GROUP INC CL A COM				
SHARES: SOLD	11-22-02	5,099.82	6,881.34	1,781.52-
SHARES: ACQUIRED	05-08-02			
SHARES: SOLD	11-22-02	718.56	982.78	264.22-
SHARES: ACQUIRED	05-08-02			
SHARES: SOLD	11-22-02	6,799.75	9,100.00	2,300.25-
SHARES: ACQUIRED	05-10-02			
SHARES: SOLD	11-22-02	10,199.63	11,917.26	1,717.63-
SHARES: ACQUIRED	05-13-02			
SHARES: SOLD	11-22-02	4,381.26	4,827.64	446.38-
SHARES: ACQUIRED	05-17-02			
SHARES: SOLD	11-22-02	6,799.75	7,635.92	836.17-
SHARES: ACQUIRED	05-30-02			

The Northern Trust Company
 50 South LaSalle Street, Chicago, Illinois 60675
 (312) 630-6000

THE LYNDE AND HARRY BRADELY FOUNDATION
 STRONG CAPITAL MANAGEMENT

03135 ACCOUNT NO 26-08291
 AAB SS870

FEDERAL SCHEDULE OF GAINS AND LOSSES
 ACCOUNT TRANSACTIONS TAXABLE DURING THE PERIOD
 01-01-02 THROUGH 12-31-02

DESCRIPTION OF PROPERTY	DATE SOLD/ ACQUIRED	SALES PROCEEDS	COST BASIS	GAIN/LOSS
SHAW GROUP INC COM	SOLD 11-22-02	5,398.27	6,686.91	1,288.64-
SHAW GROUP INC COM	ACQUIRED 12-19-01			
TWEETER HOME ENTMT GROUP INC COM	SOLD 11-22-02	24,235.78	31,205.58	6,969.80-
TWEETER HOME ENTMT GROUP INC COM	ACQUIRED 12-19-01			
SHAW GROUP INC COM	SOLD 11-22-02	8,702.86	6,517.20	2,185.66
SHAW GROUP INC COM	ACQUIRED 09-10-02			
TWEETER HOME ENTMT GROUP INC COM	SOLD 11-22-02	5,439.28	4,230.05	1,209.23
TWEETER HOME ENTMT GROUP INC COM	ACQUIRED 09-17-02			
MEDIUM INC COMMON STOCK	SOLD 11-22-02	17,247.32	13,536.16	3,711.16
MEDIUM INC COMMON STOCK	ACQUIRED 09-17-02			
MEDIUM INC COMMON STOCK	SOLD 11-22-02	10,779.57	8,574.70	2,204.87
MEDIUM INC COMMON STOCK	ACQUIRED 09-11-02			

The Northern Trust Company
 50 South LaSalle Street, Chicago, Illinois 60675
 (312) 630-6000

THE LYNDE AND HARRY BRADELY FOUNDATION
 STRONG CAPITAL MANAGEMENT

ACCOUNT NO. 26-08291 AAB
 SS870

FEDERAL SCHEDULE OF GAINS AND LOSSES
 ACCOUNT TRANSACTIONS TAXABLE DURING THE PERIOD
 01-01-02 THROUGH 12-31-02

DESCRIPTION OF PROPERTY	DATE SOLD/ ACQUIRED	SALES PROCEEDS	COST BASIS	GAIN/LOSS
SHAW GROUP INC COM SHARES	11-25-02 SOLD 12-20-01 ACQUIRED	23,139.30	28,634.32	5,495 02-
TWEETER HOME ENTMT GROUP INC COM SHARES	11-25-02 SOLD 09-12-02 ACQUIRED	4,145.43	3,225 16	920 27
SHAW GROUP INC COM SHARES	11-26-02 SOLD 12-20-01 ACQUIRED	10,559 68	13,215 84	2,656.16-
TWEETER HOME ENTMT GROUP INC COM SHARES	11-26-02 SOLD 09-12-02 ACQUIRED	11,434 26	8,869 19	2,565 07
CABLEVISION NY GROUP CL A COM SHARES	12-02-02 SOLD 05-16-02 ACQUIRED	5,139 47	5,619.00	479 53-

The Northern Trust Company
 50 South LaSalle Street, Chicago, Illinois 60675
 (312) 630-6000

THE LYNDE AND HARRY BRADLEY FOUNDATION
 STRONG CAPITAL MANAGEMENT

03135 ACCOUNT NO. 26-08291
 AAB SS870

FEDERAL SCHEDULE OF GAINS AND LOSSES
 ACCOUNT TRANSACTIONS TAXABLE DURING THE PERIOD
 01-01-02 THROUGH 12-31-02

DESCRIPTION OF PROPERTY	DATE SOLD/ ACQUIRED	SALES PROCEEDS	COST BASIS	GAIN/LOSS
SHARES:	12-02-02	7,576.79	8,284.34	707.55-
ACQUIRED	05-17-02			
SHARES:	12-02-02	5,511.91	5,863.34	351.43-
ACQUIRED	05-21-02			
SHARES	12-02-02	12,608.67	13,421.63	812.96-
SOLD	05-21-02			
1 800 FLOWERS COM INC CL A COM STK				
SHARES:	12-02-02	10,207.49	6,610.00	3,597.49
SOLD	08-02-02			
ACQUIRED				
PLEXUS CORP COM				
SHARES:	12-02-02	7,778.27	12,900.00	5,121.73-
SOLD	01-18-02			
ACQUIRED				
TWEETER HOME ENTMT GROUP INC COM				
SHARES:	12-02-02	20,253.53	13,706.93	6,546.60
SOLD	09-12-02			
ACQUIRED				
SHARES:	12-02-02	9,531.07	6,373.52	3,157.55
SOLD	09-13-02			
ACQUIRED				
MONSANTO CO NEW COM				

The Northern Trust Company
 50 South LaSalle Street, Chicago, Illinois 60675
 (312) 630-6000

THE LYNDE AND HARRY BRADELY FOUNDATION
 STRONG CAPITAL MANAGEMENT

03135 ACCOUNT NO 26-08291
 AAB

FEDERAL SCHEDULE OF GAINS AND LOSSES
 ACCOUNT TRANSACTIONS TAXABLE DURING THE PERIOD
 01-01-02 THROUGH 12-31-02

DESCRIPTION OF PROPERTY	DATE SOLD/ ACQUIRED	SALES PROCEEDS	COST BASIS	GAIN/LOSS
SHAW GROUP INC COM SHARES:	12-06-02 SOLD 07-08-02 ACQUIRED	12,723 23	12,985.00	261.77-
SHAW GROUP INC COM SHARES:	12-09-02 SOLD 12-20-01 ACQUIRED	9,642 90	13,215 84	3,572.94-
SHAW GROUP INC COM SHARES	12-10-02 SOLD 12-20-01 ACQUIRED	22,335.76	30,836 96	8,501 20-
TWEETER HOME ENTMT GROUP INC COM SHARES:	12-10-02 SOLD 09-13-02 ACQUIRED	2,090 48	1,593.38	497.10
SHAW GROUP INC COM SHARES	12-10-02 SOLD 09-18-02 ACQUIRED	4,180 95	3,088 52	1,092 43
SHAW GROUP INC COM SHARES:	12-11-02 SOLD 12-20-01 ACQUIRED	19,147 58	26,431.68	7,284.10-
SHAW GROUP INC COM SHARES:	12-12-02 SOLD 12-20-01 ACQUIRED	11,376.69	15,418.48	4,041 79-

The Northern Trust Company
 50 South LaSalle Street, Chicago, Illinois 60675
 (312) 630-6000

THE LYNDE AND HARRY BRADELY FOUNDATION
 STRONG CAPITAL MANAGEMENT

03135 ACCOUNT NO. 26-08291
 AAB SSB70

FEDERAL SCHEDULE OF GAINS AND LOSSES
 ACCOUNT TRANSACTIONS TAXABLE DURING THE PERIOD
 01-01-02 THROUGH 12-31-02

DATE SOLD/ ACQUIRED	SALES PROCEEDS	COST BASIS	GAIN/LOSS	DESCRIPTION OF PROPERTY
12-12-02 SOLD 01-28-02 ACQUIRED	9,751 44	12,435 00	2,683.56-	SHARES SOLD 600 00 ACQUIRED 600 00
12-12-02 SOLD 02-01-02 ACQUIRED	1,625.24	1,990 00	364 76-	SHARES SOLD 100.00 ACQUIRED 100.00
12-12-02 SOLD 02-21-02 ACQUIRED	9,751 45	12,270.00	2,518.55-	SHARES SOLD 600 00 ACQUIRED 600 00
12-12-02 SOLD 07-23-02 ACQUIRED	6,500.96	8,280.24	1,779.28-	SHARES SOLD 400.00 ACQUIRED 400.00
12-13-02 SOLD 06-11-02 ACQUIRED	8,093.75	8,258.07	164 32-	SHARES SOLD 300 00 ACQUIRED 300 00
12-13-02 SOLD 07-01-02 ACQUIRED	5,395 84	5,140 00	255 84	SHARES SOLD 200.00 ACQUIRED 200.00
SHAW GROUP INC COM				
12-16-02 SOLD 02-01-02 ACQUIRED	9,866 46	11,940 00	2,073 54-	SHARES SOLD 600 00 ACQUIRED 600 00
12-16-02 SOLD 02-04-02 ACQUIRED	6,577 64	7,838 32	1,260 68-	SHARES SOLD 400.00 ACQUIRED 400.00
12-16-02 SOLD 02-06-02 ACQUIRED	6,577 64	7,295.76	718 12-	SHARES SOLD 400 00 ACQUIRED 400 00
MEDIUM INC COMMON STOCK				

The Northern Trust Company
 50 South LaSalle Street, Chicago, Illinois 60675
 (312) 630-6000

THE LYNDE AND HARRY BRADELY FOUNDATION
 STRONG CAPITAL MANAGEMENT

03135 ACCOUNT NO. 26-08291
 AAB SS870

FEDERAL SCHEDULE OF GAINS AND LOSSES
 ACCOUNT TRANSACTIONS TAXABLE DURING THE PERIOD
 01-01-02 THROUGH 12-31-02

DESCRIPTION OF PROPERTY	DATE SOLD/ ACQUIRED	SALES PROCEEDS	COST BASIS	GAIN/LOSS
SHARES: 1,500 00	SOLD 12-16-02 ACQUIRED 08-19-02	24,666.15	22,650 00	2,016 15
SHARES: 700 00	SOLD 12-16-02 ACQUIRED 08-22-02	11,510.87	11,827 90	317.03-
SHARES 900 00	SOLD 12-16-02 ACQUIRED 09-09-02	14,799 70	13,452 84	1,346 86
SHARES: 400.00	SOLD 12-16-02 ACQUIRED 09-11-02	6,577.64	6,056 44	521 20
SHARES: 300 00	SOLD 12-16-02 ACQUIRED 10-16-02	4,933 23	3,957 33	975 90
SPINNAKER EXPL CO COM				
SHARES: 300.00	SOLD 12-16-02 ACQUIRED 05-20-02	7,222 88	11,662 32	4,439.44-
SHARES: 200.00	SOLD 12-16-02 ACQUIRED 07-02-02	4,815 25	7,189 52	2,374.27-
SHAW GROUP INC COM				
SHARES: 500 00	SOLD 12-17-02 ACQUIRED 10-16-02	8,249 75	6,595 55	1,654.20
MONSANTO CO NEW COM				

The Northern Trust Company
 50 South LaSalle Street, Chicago, Illinois 60675
 (312) 630-6000

THE LYNDE AND HARRY BRADLEY FOUNDATION
 STRONG CAPITAL MANAGEMENT

FEDERAL SCHEDULE OF GAINS AND LOSSES
 ACCOUNT TRANSACTIONS TAXABLE DURING THE PERIOD
 01-01-02 THROUGH 12-31-02

03135 ACCOUNT NO 26-08291
 SS870 AAB

DESCRIPTION OF PROPERTY	DATE SOLD/ ACQUIRED	SALES PROCEEDS	COST BASIS	GAIN/LOSS
MONSANTO CO NEW COM SHARES	12-18-02 ACQUIRED	17,954 45	16,695 00	1,259 45
MEDIMUNE INC COMMON STOCK SHARES	12-18-02 ACQUIRED	3,798 32	3,710 00	88 32
SHARES	12-20-02 SOLD	3,637.59	3,341 00	296 59
SHARES	12-20-02 SOLD	8,394.43	7,014.42	1,380.01
SHARES	12-20-02 SOLD	1,958 70	1,619 65	339 05
CABLEVISION NY GROUP CL A COM SHARES	12-23-02 SOLD	59,323.20	63,783 46	4,460 26-
POLO RALPH LAUREN CORP CL A SHARES	12-23-02 SOLD	6,441.85	7,950.00	1,508.15-
WEATHERFORD INTERNATIONAL LTD SHARES	12-23-02 SOLD			

The Northern Trust Company
 50 South LaSalle Street, Chicago, Illinois 60675
 (312) 630-6000

THE LYNDE AND HARRY BRADELY FOUNDATION
 STRONG CAPITAL MANAGEMENT

FEDERAL SCHEDULE OF GAINS AND LOSSES
 ACCOUNT TRANSACTIONS TAXABLE DURING THE PERIOD
 01-01-02 THROUGH 12-31-02

03135 ACCOUNT NO. 26-08291
 AAB

DESCRIPTION OF PROPERTY	DATE SOLD/ ACQUIRED	SALES PROCEEDS	COST BASIS	GAIN/LOSS
SHARES:	12-23-02 SOLD 151 00 06-26-02 ACQUIRED	6,412.99	6,924 86	511 87-
SHARES:	12-23-02 SOLD 349.00 06-26-02 ACQUIRED	14,822.07	16,005.14	1,183 07-
SUB-TOTAL				
TOTAL SHORT TERM CAPITAL GAIN/LOSS-				
		9,250,746.87	9,584,655.25	153,908.38-
		9,250,746.87	9,584,655.25	153,908.38-

LONG TERM CAPITAL GAINS AND LOSSES

DOLLAR THRIFTY AUTOMOTIVE GROUP INC COM

SHARES:	01-02-02 SOLD 200 00 11-22-00 ACQUIRED	3,056 23	3,896.38	840 15-	0 00
---------	---	----------	----------	---------	------

SHARES:	01-02-02 SOLD 300 00 11-24-00 ACQUIRED	4,584.35	5,897.88	1,313 53-	0.00
---------	---	----------	----------	-----------	------

SWIFT TRANSM INC COM

SHARES:	01-02-02 SOLD 1,300 00 11-28-00 ACQUIRED	27,247.85	23,042 24	4,205.61	0.00
---------	---	-----------	-----------	----------	------

CHARTER ONE FINCL INC COMMON STOCK

9501

The Northern Trust Company
 50 South LaSalle Street, Chicago, Illinois 60675
 (312) 630-6000

THE LYNDE AND HARRY BRADLEY FOUNDATION
 STRONG CAPITAL MANAGEMENT

03135 ACCOUNT NO 26-08291
 AAB

FEDERAL SCHEDULE OF GAINS AND LOSSES
 ACCOUNT TRANSACTIONS TAXABLE DURING THE PERIOD
 01-01-02 THROUGH 12-31-02

28% RATE GAIN/LOSS

DATE SOLD/ ACQUIRED	SALES PROCEEDS	COST BASIS	GAIN/LOSS	28% RATE GAIN/LOSS	DESCRIPTION OF PROPERTY
01-04-02 SOLD 11-22-00 ACQUIRED	82,040 53	62,008 29	20,032 24	0.00	SHARES 3,010 00
01-04-02 SOLD 11-24-00 ACQUIRED	114,202 60	87,165 16	27,037 44	0.00	SHARES 4,190 00
01-04-02 SOLD 12-14-00 ACQUIRED	13,293 80	6,394 21	6,899 59	0.00	SHARES 1,700 00
01-04-02 SOLD 11-24-00 ACQUIRED	59,117 61	14,192 85	44,924 76	0.00	1 800 FLOWERS COM INC CL A COM STK SHARES 3,500 00
01-04-02 SOLD 11-24-00 ACQUIRED	32,204 51	7,704 69	24,499 82	0 00	SHARES 1,900 00
01-07-02 SOLD 11-22-00 ACQUIRED	12,219 71	7,733 46	4,486 25	0.00	SHARES 200 00
01-07-02 SOLD 11-24-00 ACQUIRED	22,535 66	18,817 65	3,718 01	0.00	SHARES 900 00

1057

The Northern Trust Company
 50 South LaSalle Street, Chicago, Illinois 60675
 (312) 630-6000

THE LYNDE AND HARRY BRADELY FOUNDATION
 STRONG CAPITAL MANAGEMENT

03135 ACCOUNT NO. 26-08291
 AAB SS870

FEDERAL SCHEDULE OF GAINS AND LOSSES
 ACCOUNT TRANSACTIONS TAXABLE DURING THE PERIOD
 01-01-02 THROUGH 12-31-02

PAGE 79

28% RATE	GAIN/LOSS	COST BASIS	SALES PROCEEDS	DATE SOLD/ACQUIRED	DESCRIPTION OF PROPERTY
0 00	21,117.62	67,776.51	88,894 13	01-08-02 SOLD 11-22-00 ACQUIRED	SHARES · 3,290 00 ELECTRONIC ARTS COM STOCK
0 00	20,178 91	38,667 30	58,846.21	01-08-02 SOLD 11-22-00 ACQUIRED	SHARES: 1,000 00 ELECTRONIC ARTS COM STOCK
0 00	6,302 79	11,600 19	17,902.98	01-09-02 SOLD 11-22-00 ACQUIRED	SHARES: 300 00 ELECTRONIC ARTS COM STOCK
0 00	2,147.26	3,866.73	6,013.99	01-09-02 SOLD 11-22-00 ACQUIRED	SHARES: 100.00 ELECTRONIC ARTS COM STOCK
0.00	19,305.08	34,800 57	54,105 65	01-09-02 SOLD 11-22-00 ACQUIRED	SHARES: 900.00 ELECTRONIC ARTS COM STOCK
0.00	5,555 05	27,181.05	32,736.10	01-09-02 SOLD 11-24-00 ACQUIRED	SHARES: 1,300.00 EMIS COMMUNICATIONS CORP ENTEGRI INC COM

8501

The Northern Trust Company
 50 South LaSalle Street, Chicago, Illinois 60675
 (312) 630-6000

THE LYNDE AND HARRY BRADLEY FOUNDATION
 STRONG CAPITAL MANAGEMENT

03135 ACCOUNT NO 26-08291
 SS870 AAB

FEDERAL SCHEDULE OF GAINS AND LOSSES
 ACCOUNT TRANSACTIONS TAXABLE DURING THE PERIOD
 01-01-02 THROUGH 12-31-02

DATE SOLD/ ACQUIRED	SALES PROCEEDS	COST BASIS	GAIN/LOSS	28% RATE GAIN/LOSS	DESCRIPTION OF PROPERTY
01-14-02 ACQUIRED 11-30-00	8,409 32	5,075 00	3,334.32	0 00	SHARES: 700.00 DOLLAR THRIFTY AUTOMOTIVE GROUP INC COM
01-22-02 ACQUIRED 11-22-00	23,919.64	31,171.04	7,251.40-	0 00	SHARES: 1,600.00 ELECTRONIC ARTS COM STOCK
01-22-02 ACQUIRED 11-22-00	11,099 83	7,733 46	3,366 37	0 00	SHARES: 200 00 ENGELHARD CORP., COMMON STOCK,
01-22-02 ACQUIRED 11-22-00	126,507.09	96,550.00	29,957.09	0.00	SHARES: 5,000 00 DOLLAR THRIFTY AUTOMOTIVE GROUP INC COM
01-22-02 ACQUIRED 11-24-00	126,507 10	95,925 00	30,582 10	0 00	SHARES: 5,000 00 ENGELHARD CORP., COMMON STOCK,
01-23-02 ACQUIRED 11-22-00	15,199 77	19,481 90	4,282 13-	0.00	SHARES: 1,000 00 ELECTRONIC ARTS COM STOCK
01-23-02 ACQUIRED 11-24-00	22,888 36	17,266.50	5,621.86	0 00	SHARES: 900.00 ENGELHARD CORP., COMMON STOCK,

The Northern Trust Company
 50 South LaSalle Street, Chicago, Illinois 60675
 (312) 630-6000

THE LYNDE AND HARRY BRADELY FOUNDATION
 STRONG CAPITAL MANAGEMENT

03135 ACCOUNT NO. 26-08291
 AAB

FEDERAL SCHEDULE OF GAINS AND LOSSES
 ACCOUNT TRANSACTIONS TAXABLE DURING THE PERIOD
 01-01-02 THROUGH 12-31-02

DESCRIPTION OF PROPERTY ACQUIRED DATE SOLD/ SALES PROCEEDS COST BASIS GAIN/LOSS 28% RATE

SHARES:	100.00	SOLD	01-24-02	5,669.02	3,866.73	1,802.29	0.00
SHARES:	200.00	SOLD	01-24-02	11,338.05	7,498.98	3,839.07	0.00
SHARES:	400.00	SOLD	01-24-02	22,676.10	15,020.00	7,656.10	0.00
SHARES:	900.00	SOLD	01-24-02	51,021.22	34,615.89	16,405.33	0.00
EMMIS COMMUNICATIONS CORP							
SHARES:	400.00	SOLD	01-25-02	9,303.86	8,363.40	940.46	0.00
MONSANTO CO NEW COM							
SHARES:	4,900.00	SOLD	02-01-02	159,002.61	112,625.03	46,377.58	0.00
SHARES:	1,800.00	SOLD	02-01-02	58,409.12	42,309.36	16,099.76	0.00
1 800 FLOWERS COM INC CL A COM STK							
SHARES:	1,500.00	SOLD	02-01-02	19,724.70	6,082.65	13,642.05	0.00
ALASKA AIR GROUP INC COM							
SHARES:		ACQUIRED	11-24-00				

The Northern Trust Company
 50 South LaSalle Street, Chicago, Illinois 60675
 (312) 630-6000

THE LYNDE AND HARRY BRADLEY FOUNDATION
 STRONG CAPITAL MANAGEMENT

FEDERAL SCHEDULE OF GAINS AND LOSSES
 ACCOUNT TRANSACTIONS TAXABLE DURING THE PERIOD
 01-01-02 THROUGH 12-31-02

DESCRIPTION OF PROPERTY	DATE SOLD/ACQUIRED	SALES PROCEEDS	COST BASIS	GAIN/LOSS	28% RATE GAIN/LOSS
03135 ACCOUNT NO 26-08291 AAB					
THE LYNDE AND HARRY BRADLEY FOUNDATION					
STRONG CAPITAL MANAGEMENT					
FEDERAL SCHEDULE OF GAINS AND LOSSES					
ACCOUNT TRANSACTIONS TAXABLE DURING THE PERIOD					
01-01-02 THROUGH 12-31-02					
REORG/IVEX PACKAGING CSH & STK MERGER	02-04-02	12,228.65	11,487.08	741.57	0.00
SHARES: 400.00	SOLD				
ACQUIRED	11-24-00				
PACKAGING DYNAMICS 2-695863 RATE .20 & CASH					
#21 50/SH EFF 6/28/02					
SHARES: 400.00	SOLD	8,363.07	3,559.84	4,803.23	0.00
ACQUIRED	11-22-00				
ALASKA AIR GROUP INC COM					
SHARES: 600.00	SOLD	17,926.71	17,230.62	696.09	0.00
ACQUIRED	11-24-00				
EMMIS COMMUNICATIONS CORP					
SHARES: 400.00	SOLD	9,883.53	8,363.40	1,520.13	0.00
ACQUIRED	11-24-00				
PARTNERRE HOLDING LTD COM STK					
SHARES: 300.00	SOLD	16,439.48	15,618.00	821.48	0.00
ACQUIRED	11-22-00				
ALASKA AIR GROUP INC COM					
SHARES: 400.00	SOLD	11,480.50	11,487.08	6.58-	0.00
ACQUIRED	11-24-00				
EMMIS COMMUNICATIONS CORP					

The Northern Trust Company
 50 South LaSalle Street, Chicago, Illinois 60675
 (312) 630-6000

03135 ACCOUNT NO. 26-08291 THE LYNDE AND HARRY BRADLEY FOUNDATION
 AAB STRONG CAPITAL MANAGEMENT

FEDERAL SCHEDULE OF GAINS AND LOSSES
 ACCOUNT TRANSACTIONS TAXABLE DURING THE PERIOD
 01-01-02 THROUGH 12-31-02

28% RATE GAIN/LOSS

DATE SOLD/ ACQUIRED	SALES PROCEEDS	COST BASIS	GAIN/LOSS	28% RATE GAIN/LOSS	DESCRIPTION OF PROPERTY
02-19-02 SOLD	12,364 81	10,454 25	1,910 56	0 00	SHARES; 500.00 PARTNERRE HOLDING LTD COM STK
11-24-00 ACQUIRED					
02-19-02 SOLD	5,535 91	5,206 00	329 91	0 00	SHARES; 100 00 PARTNERRE HOLDING LTD COM STK
11-22-00 ACQUIRED					
02-19-02 SOLD	5,535 92	5,206 00	329 92	0 00	SHARES; 100 00 ALASKA AIR GROUP INC COM
11-22-00 ACQUIRED					
02-19-02 SOLD	11,071 83	10,408 74	663 09	0 00	SHARES; 200 00 ALASKA AIR GROUP INC COM
11-24-00 ACQUIRED					
02-20-02 SOLD	17,876 31	17,230 62	645 69	0 00	SHARES; 600 00 CLAYTON HOMES INC , COMMON STOCK
11-24-00 ACQUIRED					
02-20-02 SOLD	7,366 73	5,020 00	2,346 73	0 00	SHARES; 500.00 CLAYTON HOMES INC , COMMON STOCK
11-24-00 ACQUIRED					
02-21-02 SOLD	20,523 69	14,056 00	6,467 69	0 00	SHARES; 1,400.00 ALASKA AIR GROUP INC COM
11-24-00 ACQUIRED					

1991

The Northern Trust Company
 50 South LaSalle Street, Chicago, Illinois 60675
 (312) 630-6000

THE LYNDE AND HARRY BRADLEY FOUNDATION
 STRONG CAPITAL MANAGEMENT

FEDERAL SCHEDULE OF GAINS AND LOSSES
 ACCOUNT TRANSACTIONS TAXABLE DURING THE PERIOD
 01-01-02 THROUGH 12-31-02

28% RATE
 GAIN/LOSS

DATE SOLD/ ACQUIRED	SALES PROCEEDS	COST BASIS	GAIN/LOSS	28% RATE GAIN/LOSS	DESCRIPTION OF PROPERTY
02-25-02 SOLD 11-24-00 ACQUIRED	15,228.22	14,358.85	869.37	0.00	ALASKA AIR GROUP INC COM SHARES. 500.00
02-25-02 SOLD 11-24-00 ACQUIRED	9,223.84	8,615.31	608.53	0.00	EMMIS COMMUNICATIONS CORP SHARES: 300.00
02-25-02 SOLD 11-22-00 ACQUIRED	152,227.43	127,065.15	25,162.28	0.00	SHARES: 6,150.00
02-25-02 SOLD 11-24-00 ACQUIRED	40,841.51	34,499.03	6,342.48	0.00	SHARES: 1,650.00
02-25-02 SOLD 11-24-00 ACQUIRED	15,849.64	12,932.16	2,917.48	0.00	SHARES: 400.00
02-25-02 SOLD 02-15-01 ACQUIRED	7,924.82	6,766.68	1,158.14	0.00	SHARES: 200.00
02-25-02 SOLD 11-24-00 ACQUIRED	9,586.65	8,321.25	1,265.40	0.00	SHARES 300.00
CLAYTON HOMES INC , COMMON STOCK					
TRIAD HOSPS INC COM ISIN US89579K1097					
SPINNAKER EXPL CO COM					

1063

The Northern Trust Company
 50 South LaSalle Street, Chicago, Illinois 60675
 (312) 630-6000

THE LYNDE AND HARRY BRADLEY FOUNDATION
 STRONG CAPITAL MANAGEMENT

03135 ACCOUNT NO. 26-08291
 AAB

FEDERAL SCHEDULE OF GAINS AND LOSSES
 ACCOUNT TRANSACTIONS TAXABLE DURING THE PERIOD
 01-01-02 THROUGH 12-31-02

DATE SOLD/ ACQUIRED SALES PROCEEDS COST BASIS GAIN/LOSS 28% RATE

DESCRIPTION OF PROPERTY	DATE SOLD/ ACQUIRED	SALES PROCEEDS	COST BASIS	GAIN/LOSS	28% RATE
SHARES: 200 00	02-26-02 ACQUIRED 11-22-00	2,989 95	1,980.62	1,009 33	0 00
SHARES: 1,500 00	02-26-02 ACQUIRED 11-24-00	22,424.66	15,060 00	7,364 66	0 00
SPINNAKER EXPL CO COM					
SHARES: 100 00	02-26-02 ACQUIRED 11-24-00	4,004.93	3,233 04	771 89	0.00
MARTIN MARIETTA MATLS INC COMMON STOCK					
SHARES 400.00	03-01-02 ACQUIRED 12-04-00	17,021 74	15,960 00	1,061 74	0 00
SHARES 200 00	03-01-02 ACQUIRED 01-10-01	8,510 87	8,032 66	478 21	0.00
***REORG WEATHERFORD INTL INC NAME CHANG E TO WEATHERFORD INTL BERMUDA 2879055 EF F 6/26/02					
SHARES 500.00	03-01-02 ACQUIRED 11-24-00	22,924 50	17,806.50	5,118.00	0 00
CLAYTON HOMES INC., COMMON STOCK					
SHARES: 4,300.00	03-04-02 ACQUIRED 11-22-00	68,421.43	42,583.33	25,838.10	0.00
ELECTRO SCIENTIFIC INDS INC COM					

1064

The Northern Trust Company
 50 South LaSalle Street, Chicago, Illinois 60675
 (312) 630-6000

THE LYNDE AND HARRY BRADELY FOUNDATION
 STRONG CAPITAL MANAGEMENT

03135 ACCOUNT NO. 26-08291
 SS870 AAB

FEDERAL SCHEDULE OF GAINS AND LOSSES
 ACCOUNT TRANSACTIONS TAXABLE DURING THE PERIOD
 01-01-02 THROUGH 12-31-02

DATE SOLD/ ACQUIRED	SALES PROCEEDS	COST BASIS	GAIN/LOSS	28% RATE GAIN/LOSS	DESCRIPTION OF PROPERTY
03-04-02 SOLD 11-22-00 ACQUIRED	3,579 27	2,948.55	630 72	0 00	SHARES: MARTIN MARIETTA MATLS INC COMMON STOCK
03-04-02 SOLD 03-04-02 ACQUIRED	30,090.58	27,930 00	2,160.58	0.00	SHARES METHODE ELECTRS INC CL A
03-04-02 SOLD 01-03-01 ACQUIRED	37,059.66	28,415.61	8,644 03	0.00	SHARES METHODE ELECTRS INC CL A
03-04-02 SOLD 01-22-01 ACQUIRED	1,029 44	783 77	245 67	0.00	SHARES: METHODE ELECTRS INC CL A
03-04-02 SOLD 01-02-01 ACQUIRED	1,934.97	1,625 25	309 72	0.00	SHARES: METHODE ELECTRS INC CL A
03-04-02 SOLD 01-31-01 ACQUIRED	1,934 97	1,712 40	222.57	0.00	SHARES: METHODE ELECTRS INC CL A
03-04-02 SOLD 01-02-01 ACQUIRED	4,117 82	3,250 49	867 33	0 00	SHARES: METHODE ELECTRS INC CL A

5901

The Northern Trust Company
 50 South LaSalle Street, Chicago, Illinois 60675
 (312) 630-6000

03135 ACCOUNT NO 26-08291 THE LYNDE AND HARRY BRADLEY FOUNDATION
 SS870 AAB STRONG CAPITAL MANAGEMENT

FEDERAL SCHEDULE OF GAINS AND LOSSES
 ACCOUNT TRANSACTIONS TAXABLE DURING THE PERIOD
 01-01-02 THROUGH 12-31-02

28% RATE	GAIN/LOSS	COST BASIS	SALES PROCEEDS	DATE SOLD/ ACQUIRED	DESCRIPTION OF PROPERTY
0.00	4,082.24	13,418 48	17,500 72	03-04-02 SOLD 01-03-01 ACQUIRED	CLAYTON HOMES INC, COMMON STOCK SHARES 1,700.00
0.00	10,279 32	16,835 27	27,114.59	03-05-02 SOLD 11-22-00 ACQUIRED	ENTEGRIS INC COM SHARES 1,700 00
0.00	7,696 82	10,875 00	18,571 82	03-05-02 SOLD 11-30-00 ACQUIRED	DOLLAR THRIFTY AUTOMOTIVE GROUP INC COM SHARES 1,500.00
0.00	1,837 19-	21,430 09	19,592 90	03-06-02 SOLD 11-22-00 ACQUIRED	METHODE ELECTRS INC CL A SHARES 1,100.00
0.00	7,595 27	8,005 54	15,600 81	03-11-02 SOLD 02-21-01 ACQUIRED	METHODE ELECTRS INC CL A SHARES 1,500 00
0.00	4,519.28	4,841.21	9,360.49	03-11-02 SOLD 02-22-01 ACQUIRED	METHODE ELECTRS INC CL A SHARES 900 00
0.00	2,937.43	3,227 48	6,164 91	03-11-02 SOLD 02-22-01 ACQUIRED	ENTEGRIS INC COM SHARES 600 00

9901

The Northern Trust Company
 50 South LaSalle Street, Chicago, Illinois 60675
 (312) 630-6000

THE LYNDE AND HARRY BRADELY FOUNDATION
 STRONG CAPITAL MANAGEMENT

03135 ACCOUNT NO 26-08291
 SS870 AAB

FEDERAL SCHEDULE OF GAINS AND LOSSES
 ACCOUNT TRANSACTIONS TAXABLE DURING THE PERIOD
 01-01-02 THROUGH 12-31-02

28% RATE
 GAIN/LOSS

0 00

GAIN/LOSS
 5,260 66

COST
 BASIS
 7,975.00

SALES
 PROCEEDS
 13,235 66

DATE SOLD/
 ACQUIRED
 03-13-02
 11-30-00

SHARES: 1,100.00

MODEM MEDIA INC CL A

0.00

5,999 56-

19,023.36

13,023.80

SOLD 03-18-02
 ACQUIRED 11-24-00

SHARES 3,200 00

ELECTRO SCIENTIFIC INDS INC COM

0 00

3,712 24

16,217.03

19,929 27

SOLD 03-19-02
 ACQUIRED 11-22-00

SHARES: 550 00

HELMERICH & PAYNE INC COM

0.00

793.40

3,251 54

4,044 94

SOLD 03-20-02
 ACQUIRED 11-24-00

SHARES: 100 00

###REGOR WEATHERFORD INTL INC NAME CHANG
 E TO WEATHERFORD INTL BERMUDA 2879055 EF
 F 6/26/02

0.00

6,143.14

17,806 50

23,949.64

SOLD 03-20-02
 ACQUIRED 11-24-00

SHARES: 500.00

MSC INDL DIRECT INC CL A COMMON STOCK

0.00

719 51

1,636 84

2,356.35

SOLD 03-21-02
 ACQUIRED 12-18-00

SHARES 100 00

MODEM MEDIA INC CL A

1901

The Northern Trust Company
 50 South LaSalle Street, Chicago, Illinois 60675
 (312) 630-6000

THE LYNDE AND HARRY BRADELY FOUNDATION
 STRONG CAPITAL MANAGEMENT

03135 ACCOUNT NO 26-08291
 AAB SS870

FEDERAL SCHEDULE OF GAINS AND LOSSES
 ACCOUNT TRANSACTIONS TAXABLE DURING THE PERIOD
 01-01-02 THROUGH 12-31-02

PAGE 89

28% RATE
 GAIN/LOSS

DATE SOLD/ ACQUIRED	SALES PROCEEDS	COST BASIS	GAIN/LOSS	28% RATE GAIN/LOSS	DESCRIPTION OF PROPERTY
03-22-02 ACQUIRED 11-24-00	10,970.83	13,673.04	2,702.21-	0 00	SHARES, 2,300.00 SOLD 03-22-02 ACQUIRED 11-24-00
03-22-02 ACQUIRED 01-31-01	8,585.87	11,244.96	2,659.09-	0.00	SHARES, 1,800.00 SOLD 03-22-02 ACQUIRED 01-31-01
03-22-02 ACQUIRED 11-24-00	5,783.91	7,133.76	1,349.85-	0 00	SHARES, 1,200.00 SOLD 03-22-02 ACQUIRED 11-24-00
04-03-02 ACQUIRED 11-22-00	85,112.07	51,496.12	33,615.95	0.00	SHARES, 5,200.00 SOLD 04-03-02 ACQUIRED 11-22-00
04-03-02 ACQUIRED 03-26-01	9,034.23	9,518.00	283.77-	0 00	SHARES, 100.00 SOLD 04-03-02 ACQUIRED 03-26-01
04-04-02 ACQUIRED 11-22-00	27,585.40	16,835.27	10,750.13	0 00	SHARES, 1,700.00 SOLD 04-04-02 ACQUIRED 11-22-00
04-05-02 ACQUIRED 12-04-00	1,646.03	985.25	660.78	0.00	SHARES, 100.00 SOLD 04-05-02 ACQUIRED 12-04-00
					CLAYTON HOMES INC, COMMON STOCK
					CLAYTON HOMES INC, COMMON STOCK
					CLAYTON HOMES INC, COMMON STOCK
					TELEPHONE & DATA SYS INC, COM STK NEW
					CLAYTON HOMES INC, COMMON STOCK
					MODEM MEDIA INC CL A

8901

The Northern Trust Company
 50 South LaSalle Street, Chicago, Illinois 60675
 (312) 630-6000

0335 ACCOUNT NO 26-08291 THE LYNDE AND HARRY BRADELY FOUNDATION
 SS870 AAB STRONG CAPITAL MANAGEMENT

FEDERAL SCHEDULE OF GAINS AND LOSSES
 ACCOUNT TRANSACTIONS TAXABLE DURING THE PERIOD
 01-01-02 THROUGH 12-31-02

DATE SOLD/ ACQUIRED	SALES PROCEEDS	COST BASIS	GAIN/LOSS	28% RATE GAIN/LOSS	DESCRIPTION OF PROPERTY
04-08-02 SOLD 12-04-00 ACQUIRED	39,573 84	23,646 00	15,927 84	0.00	SHARES: 2,400 00 SEACOR HLDGS INC COM
04-08-02 SOLD 11-27-00 ACQUIRED	149,543.39	131,782 20	17,761.19	0.00	SHARES: 3,000.00 SEACOR HLDGS INC COM
04-08-02 SOLD 03-26-01 ACQUIRED	9,969.56	9,328.00	641 56	0.00	SHARES: 200 00 SEACOR HLDGS INC COM
04-09-02 SOLD 11-27-00 ACQUIRED	4,894 85	4,392 74	502.11	0.00	SHARES: 100.00 SEACOR HLDGS INC COM
04-09-02 SOLD 04-09-02 ACQUIRED	39,262.82	35,141.92	4,120 90	0.00	SHARES: 800.00 SEACOR HLDGS INC COM
04-09-02 SOLD 12-04-00 ACQUIRED	9,815.70	8,612 00	1,203.70	0.00	SHARES: 200.00 SEACOR HLDGS INC COM
04-09-02 SOLD 11-27-00 ACQUIRED	4,931 96	4,392 74	539 22	0.00	SHARES: 100 00 PRECISE SOFTWARE SOLUTIONS LTD

6901

The Northern Trust Company
 50 South LaSalle Street, Chicago, Illinois 60675
 (312) 630-6000

03135 ACCOUNT NO. 26-08291 THE LYNDE AND HARRY BRADELY FOUNDATION
 AAB STRONG CAPITAL MANAGEMENT

FEDERAL SCHEDULE OF GAINS AND LOSSES
 ACCOUNT TRANSACTIONS TAXABLE DURING THE PERIOD
 01-01-02 THROUGH 12-31-02

28% RATE GAIN/LOSS PAGE 91

DATE SOLD/ ACQUIRED	SALES PROCEEDS	COST BASIS	GAIN/LOSS	28% RATE GAIN/LOSS	DESCRIPTION OF PROPERTY
04-10-02 SOLD	1,933 85	2,005 00	71 15-	0.00	SHARES; 100.00
04-10-02 SOLD	38,677 03	30,655 40	8,021 63	0.00	SHARES; 2,000 00
03-20-01 ACQUIRED					SHARES; 300.00
04-10-02 SOLD	5,801.56	4,687 50	1,114 06	0.00	SHARES; 1,700.00
03-23-01 ACQUIRED					SHARES; 300 00
04-10-02 SOLD	32,875 47	27,338 21	5,537.26	0.00	SHARES; 500 00
03-26-01 ACQUIRED					SHARES; 300 00
04-10-02 SOLD	9,669.26	7,822 50	1,846 76	0.00	SHARES; 800.00
03-29-01 ACQUIRED					SHARES; 100.00
04-10-02 SOLD	39,078.82	34,448.00	4,630 82	0.00	SEACOR HLDGS INC COM
12-04-00 ACQUIRED					SHARES; 100.00
04-10-02 SOLD	4,908 85	4,268 50	640.35	0.00	SHARES; 100 00
04-10-02 SOLD	4,908.85	4,306 00	602.85	0.00	SHARES; 100 00
11-22-00 ACQUIRED					SHARES; 100.00
04-10-02 SOLD					SHARES; 100.00
12-04-00 ACQUIRED					SHARES; 100.00

0701

91

The Northern Trust Company
 50 South LaSalle Street, Chicago, Illinois 60675
 (312) 630-6000

THE LYNDE AND HARRY BRADLEY FOUNDATION
 STRONG CAPITAL MANAGEMENT

FEDERAL SCHEDULE OF GAINS AND LOSSES
 ACCOUNT TRANSACTIONS TAXABLE DURING THE PERIOD
 01-01-02 THROUGH 12-31-02

03135 ACCOUNT NO 26-08291
 SSB70 AAB

DATE SOLD/
 ACQUIRED SALES PROCEEDS COST BASIS GAIN/LOSS 28% RATE

SHARES: 200 00 SOLD 04-17-02 ACQUIRED 03-26-01 LATTICE SEMICONDUCTOR CORP COMMON STOCK
 0.00 4,869.26 11,522.00 16,391.26

SHARES: 800 00 SOLD 04-18-02 ACQUIRED 11-24-00 SCRIPPS E W INC NEW CLASS A COMMON STOCK
 0.00 1,677.87- 15,801.04 14,123.17

SHARES: 200 00 SOLD 04-18-02 ACQUIRED 03-26-01 APRIA HEALTHCARE GROUP INC COM
 0.00 4,736.97 11,522.00 16,258.97

SHARES: 200.00 SOLD 04-19-02 ACQUIRED 03-26-01 TRIAD HOSPS INC COM ISIN US89579K1097
 0.00 767.09 4,712.00 5,479.09

SHARES: 700 00 SOLD 04-19-02 ACQUIRED 11-24-00 DOLLAR THRIFTY AUTOMOTIVE GROUP INC COM
 0.00 7,443.27 19,416.25 26,859.52

SHARES: 1,400 00 SOLD 04-22-02 ACQUIRED 11-22-00 DOLLAR THRIFTY AUTOMOTIVE GROUP INC COM
 0.00 3,356.69 27,274.66 30,631.35

The Northern Trust Company
 50 South LaSalle Street, Chicago, Illinois 60675
 (312) 630-6000

THE LYNDE AND HARRY BRADELY FOUNDATION
 STRONG CAPITAL MANAGEMENT

03135 ACCOUNT NO 26-08291
 AAB SS870

FEDERAL SCHEDULE OF GAINS AND LOSSES
 ACCOUNT TRANSACTIONS TAXABLE DURING THE PERIOD
 01-01-02 THROUGH 12-31-02

DATE SOLD/
 ACQUIRED SALES
 COST BASIS GAIN/LOSS
 28% RATE

DESCRIPTION OF PROPERTY	DATE SOLD/ ACQUIRED	SALES	COST BASIS	GAIN/LOSS	28% RATE
SHARES: CHECKFREE CORP NEW COM	SOLD 04-23-02 ACQUIRED 11-22-00	20,249.38	17,533.71	2,715.67	0 00
SHARES: ENTERGIS INC COM	SOLD 04-25-02 ACQUIRED 11-22-00	18,955.44	45,975.25	27,019.81-	0 00
SHARES: ENTERGIS INC COM	SOLD 04-25-02 ACQUIRED 01-02-01	5,985.93	12,523.50	6,537.57-	0 00
SHARES: ENTERGIS INC COM	SOLD 04-29-02 ACQUIRED 03-09-01	5,985.93	12,652.53	6,666.60-	0 00
SHARES: TRIAD HOSPS INC COM ISIN US89579K1097	SOLD 04-29-02 ACQUIRED 11-30-00	28,461.14	13,775.00	14,686.14	0.00
SHARES: TRIAD HOSPS INC COM ISIN US89579K1097	SOLD 04-29-02 ACQUIRED 12-01-00	35,950.91	17,400.00	18,550.91	0.00
SHARES: ENTERGIS INC COM	SOLD 04-29-02 ACQUIRED 11-24-00	58,728.23	38,832.50	19,895.73	0 00

The Northern Trust Company
 50 South LaSalle Street, Chicago, Illinois 60675
 (312) 630-6000

03135 ACCOUNT NO 26-08291

THE LYNDE AND HARRY BRADELY FOUNDATION
 STRONG CAPITAL MANAGEMENT

FEDERAL SCHEDULE OF GAINS AND LOSSES
 ACCOUNT TRANSACTIONS TAXABLE DURING THE PERIOD
 01-01-02 THROUGH 12-31-02

PAGE 94

28% RATE
 GAIN/LOSS

DESCRIPTION OF PROPERTY	DATE SOLD/ ACQUIRED	SALES PROCEEDS	COST BASIS	GAIN/LOSS	28% RATE GAIN/LOSS
SHARES:	SOLD 04-30-02 ACQUIRED 12-01-00	9,126 50	4,350 00	4,776 50	0.00
DOLLAR THRIFTY AUTOMOTIVE GROUP INC COM					
SHARES:	SOLD 05-02-02 ACQUIRED 11-22-00	4,670.92	3,896 38	774 54	0.00
MSC INDL DIRECT INC CL A COMMON STOCK					
SHARES:	SOLD 05-02-02 ACQUIRED 12-18-00	33,638.18	26,189 44	7,448.74	0 00
MPS GROUP INC COM					
SHARES:	SOLD 05-07-02 ACQUIRED 12-14-00	27,046.37	11,660.03	15,386 34	0.00
ENTEGRIS INC COM					
SHARES:	SOLD 05-08-02 ACQUIRED 12-01-00	25,199 55	11,600 00	13,599 55	0 00
MPS GROUP INC COM					
SHARES	SOLD 05-08-02 ACQUIRED 12-14-00	6,967 78	3,009 04	3,958 74	0.00
MPS GROUP INC COM					

1073

The Northern Trust Company
 50 South LaSalle Street, Chicago, Illinois 60675
 (312) 630-6000

THE LYNDE AND HARRY BRADELY FOUNDATION
 STRONG CAPITAL MANAGEMENT

03135
 SS870

ACCOUNT NO 26-08291
 AAB

FEDERAL SCHEDULE OF GAINS AND LOSSES
 ACCOUNT TRANSACTIONS TAXABLE DURING THE PERIOD
 01-01-02 THROUGH 12-31-02

DESCRIPTION OF PROPERTY
 DATE SOLD/
 SALES PROCEEDS
 COST BASIS
 GAIN/LOSS
 28% RATE
 GAIN/LOSS

SHARES. 2,100 00 SOLD 05-08-02 18,478 81 7,898.73 10,580 08
 #REORG TRAVELLOCITY COM INC CASH MERGER
 EFF
 9/11/02

SHARES: 100 00 SOLD 05-09-02 2,800 00 1,426 79 1,373 21 0 00
 ACQUIRED 03-16-01

SHARES 2,200 00 SOLD 05-09-02 61,600 00 30,426.88 31,173 12 0 00
 ACQUIRED 03-19-01

SHARES. 3,000 00 SOLD 05-09-02 84,000 00 42,787 50 41,212 50 0 00
 ACQUIRED 03-29-01

CHECKFREE CORP NEW COM

SHARES: 500.00 SOLD 05-09-02 11,274.66 20,510.00 9,235.34- 0.00
 ACQUIRED 03-15-01

SHARES: 200 00 SOLD 05-09-02 4,509 86 7,325 00 2,815.14- 0 00
 ACQUIRED 03-19-01

SHARES: 600 00 SOLD 05-09-02 13,529 59 22,500 00 8,970 41- 0 00
 ACQUIRED 03-19-01

MPS GROUP INC COM

1074

The Northern Trust Company
 50 South LaSalle Street, Chicago, Illinois 60675
 (312) 630-6000

THE LYNDE AND HARRY BRADELY FOUNDATION
 STRONG CAPITAL MANAGEMENT

03135 ACCOUNT NO 26-08291
 AAB

FEDERAL SCHEDULE OF GAINS AND LOSSES
 ACCOUNT TRANSACTIONS TAXABLE DURING THE PERIOD
 01-01-02 THROUGH 12-31-02

PAGE 96

DATE SOLD/ ACQUIRED	SALES PROCEEDS	COST BASIS	GAIN/LOSS	28% RATE GAIN/LOSS	DESCRIPTION OF PROPERTY
05-09-02 ACQUIRED 12-14-00	56,560 94	24,824 58	31,736 36	0 00	SHARES; RELINCE STL & ALUM CO COMMON STOCK
05-10-02 SOLD	6,538.54	4,882.00	1,656 54	0 00	SHARES; CHECKFREE CORP NEW COM
05-10-02 SOLD	2,374 86	3,662.50	1,287 64-	0.00	SHARES
05-10-02 SOLD	23,748.58	34,362 50	10,613 92-	0.00	SHARES
05-10-02 SOLD	7,124 57	10,781 01	3,656 44-	0 00	SHARES; RELINCE STL & ALUM CO COMMON STOCK
05-10-02 SOLD	9,632 71	7,218 00	2,414 71	0 00	SHARES; RELINCE STL & ALUM CO COMMON STOCK
05-10-02 SOLD	16,054 51	12,205 00	3,849 51	0 00	SHARES; ENTEGRIS INC COM

1075

The Northern Trust Company
 50 South LaSalle Street, Chicago, Illinois 60675
 (312) 630-6000

THE LYNDE AND HARRY BRADELY FOUNDATION
 STRONG CAPITAL MANAGEMENT

03135 ACCOUNT NO 26-08291
 AAB

FEDERAL SCHEDULE OF GAINS AND LOSSES
 ACCOUNT TRANSACTIONS TAXABLE DURING THE PERIOD
 01-01-02 THROUGH 12-31-02

DATE SOLD/
 ACQUIRED SALES PROCEEDS COST BASIS GAIN/LOSS 28% RATE

DESCRIPTION OF PROPERTY	DATE SOLD/ ACQUIRED	SALES PROCEEDS	COST BASIS	GAIN/LOSS	28% RATE
ENTEGRIS INC COM	05-13-02 SOLD 12-01-00 ACQUIRED	24,149 27	10,875.00	13,274 27	0.00
MPS GROUP INC COM	05-14-02 SOLD 12-01-00 ACQUIRED	11,561.20	5,075 00	6,486 20	0.00
JACK IN THE BOX INC COM	05-16-02 SOLD 12-14-00 ACQUIRED	12,613.61	5,265 82	7,347.79	0 00
RELIANCE STL & ALUM CO COMMON STOCK	05-21-02 SOLD 03-26-01 ACQUIRED	19,865 40	17,196 00	2,669 40	0 00
MANITOWOC INC COM	05-28-02 SOLD 11-24-00 ACQUIRED	18,627 27	14,436 00	4,191 27	0 00
MPS GROUP INC COM	05-29-02 SOLD 04-11-01 ACQUIRED	15,900 72	10,391 24	5,509.48	0 00

1076

The Northern Trust Company
 50 South LaSalle Street, Chicago, Illinois 60675
 (312) 630-6000

THE LYNDE AND HARRY BRADELY FOUNDATION
 STRONG CAPITAL MANAGEMENT

03135 ACCOUNT NO. 26-08291
 AAB SS870

FEDERAL SCHEDULE OF GAINS AND LOSSES
 ACCOUNT TRANSACTIONS TAXABLE DURING THE PERIOD
 01-01-02 THROUGH 12-31-02

DATE SOLD/
 ACQUIRED SALES PROCEEDS COST BASIS GAIN/LOSS 28% RATE GAIN/LOSS

DATE SOLD/ ACQUIRED	SALES PROCEEDS	COST BASIS	GAIN/LOSS	28% RATE GAIN/LOSS	DESCRIPTION OF PROPERTY
05-30-02 12-14-08	20,108.75	9,027.12	11,081.63	0.00	SHARES: 2,400.00 RELIANCE STL & ALUM CO COMMON STOCK
06-03-02 11-24-00	3,074.88	2,406.00	668.88	0.00	SHARES: 100.00 RELIANCE STL & ALUM CO COMMON STOCK
06-03-02 11-24-00	22,086.03	13,868.75	8,217.28	0.00	SHARES: 500.00 MFC ISHARES TR RUSSELL 2000 INDEX FD
06-04-02 04-10-01	177,929.63	168,847.68	9,081.95	0.00	UNITS: 1,900.00 MPS GROUP INC COM
06-04-02 12-14-00	16,079.02	7,146.47	8,932.55	0.00	SHARES: 1,900.00 RELIANCE STL & ALUM CO COMMON STOCK
06-04-02 11-24-00	2,990.71	2,406.00	584.71	0.00	SHARES: 100.00 TRIAD HOSPS INC COM ISIN US89579K1097

The Northern Trust Company
 50 South LaSalle Street, Chicago, Illinois 60675
 (312) 630-6000

THE LYNDE AND HARRY BRADELY FOUNDATION
 STRONG CAPITAL MANAGEMENT

03135 ACCOUNT NO. 26-08291
 AAB

FEDERAL SCHEDULE OF GAINS AND LOSSES
 ACCOUNT TRANSACTIONS TAXABLE DURING THE PERIOD
 01-01-02 THROUGH 12-31-02

PAGE 99

28% RATE
 GAIN/LOSS

DATE SOLD/ ACQUIRED	SALES PROCEEDS	COST BASIS	GAIN/LOSS	28% RATE GAIN/LOSS	DESCRIPTION OF PROPERTY
06-04-02 SOLD 11-24-00 ACQUIRED	12,930 84	8,321.25	4,609.59	0.00	MARTIN MARIETTA MATLS INC COMMON STOCK SHARES: 300.00
06-05-02 SOLD 11-24-00 ACQUIRED	102,786.34	102,700 00	86.34	0.00	DEVON ENERGY CORP NEW COM SHARES: 2,600 00
06-05-02 SOLD 12-04-00 ACQUIRED	3,953.32	3,990 00	36.68-	0.00	MANITOWOC INC COM SHARES: 100 00
06-10-02 SOLD 04-10-01 ACQUIRED	9,820.62	12,184 00	2,363.38-	0.00	TRIAD HOSPS INC COM ISIN US89579K1097 SHARES: 300 00
06-10-02 SOLD 04-11-01 ACQUIRED	11,198.66	7,793.43	3,405.23	0.00	DOLLAR THRIFTY AUTOMOTIVE GROUP INC COM SHARES: 500 00
06-17-02 SOLD 12-18-00 ACQUIRED	2,432.46	1,716.73	715.73	0 00	RELIANCE STL & ALUM CO COMMON STOCK SHARES: 100.00

1078

The Northern Trust Company
 50 South LaSalle Street, Chicago, Illinois 60675
 (312) 630-6000

THE LYNDE AND HARRY BRADELY FOUNDATION
 STRONG CAPITAL MANAGEMENT

ACCOUNT NO. 26-08291 AAB
 SS870 03135

FEDERAL SCHEDULE OF GAINS AND LOSSES
 ACCOUNT TRANSACTIONS TAXABLE DURING THE PERIOD
 01-01-02 THROUGH 12-31-02

PAGE 100

DATE SOLD/ ACQUIRED	SALES PROCEEDS	COST BASIS	28% RATE GAIN/LOSS	DESCRIPTION OF PROPERTY
------------------------	-------------------	---------------	-----------------------	-------------------------

06-20-02 SOLD	20,440.08	16,842.00	0.00	SHARES. DOLLAR THRIFTY AUTOMOTIVE GROUP INC COM
11-24-00 ACQUIRED				

06-21-02 SOLD	7,569.52	5,150.19	0.00	SHARES. JACK IN THE BOX INC COM
12-18-00 ACQUIRED				

06-21-02 SOLD	9,896.10	8,598.00	0.00	SHARES. RELIANCE STL & ALUM CO COMMON STOCK
03-26-01 ACQUIRED				

06-24-02 SOLD	11,991.03	9,624.00	0.00	SHARES. TULARIK INC COM
11-24-00 ACQUIRED				

06-28-02 SOLD	24,410.91	80,367.30	0.00	SHARES. MSC INDL DIRECT INC CL A COMMON STOCK
11-24-00 ACQUIRED				

07-01-02 SOLD	5,918.82	4,910.52	0.00	SHARES. XTO ENERGY INC COM
12-18-00 ACQUIRED				

1079

The Northern Trust Company
 50 South LaSalle Street, Chicago, Illinois 60675
 (312) 630-6000

THE LYNDE AND HARRY BRADELY FOUNDATION
 STRONG CAPITAL MANAGEMENT

03135 ACCOUNT NO 26-08291
 AAB SS870

FEDERAL SCHEDULE OF GAINS AND LOSSES
 ACCOUNT TRANSACTIONS TAXABLE DURING THE PERIOD
 01-01-02 THROUGH 12-31-02

DATE SOLD/ ACQUIRED	SALES PROCEEDS	COST BASIS	GAIN/LOSS	28% RATE GAIN/LOSS	DESCRIPTION OF PROPERTY
07-01-02 SOLD 04-10-01 ACQUIRED	6,046.47	5,402.00	644.47	0 00	SHARES; 300.00
07-01-02 SOLD 06-28-01 ACQUIRED	4,030.97	3,002.94	1,028.03	0 00	SHARES; 200.00
07-02-02 SOLD 11-24-00 ACQUIRED	4,842.85	5,204.37	361.52-	0 00	SHARES; 100.00
07-02-02 SOLD 11-24-00 ACQUIRED	6,007.11	4,812.00	1,195.11	0 00	SHARES; 200.00
07-02-02 SOLD 11-24-00 ACQUIRED	4,030.89	2,773.75	1,257.14	0 00	SHARES; 100.00
07-03-02 SOLD 12-18-00 ACQUIRED	11,195.66	9,821.04	1,374.62	0 00	SHARES; 600.00
07-05-02 SOLD 06-28-01 ACQUIRED	7,807.04	6,005.88	1,801.16	0 00	SHARES; 400.00
					XTO ENERGY INC COM
					MSC INDL DIRECT INC CL A COMMON STOCK
					TRIAD HOSPS INC COM ISIN US89579K1097
					RELIANCE STL & ALUM CO COMMON STOCK
					PARTNERRE HOLDING LTD COM STK

The Northern Trust Company
 50 South LaSalle Street, Chicago, Illinois 60675
 (312) 630-6000

THE LYNDE AND HARRY BRADELY FOUNDATION
 STRONG CAPITAL MANAGEMENT

FEDERAL SCHEDULE OF GAINS AND LOSSES
 ACCOUNT TRANSACTIONS TABLE DURING THE PERIOD
 01-01-02 THROUGH 12-31-02

03135 ACCOUNT NO 26-08291
 SS870 AAB

DESCRIPTION OF PROPERTY	DATE SOLD/ ACQUIRED	SALES PROCEEDS	COST BASIS	GAIN/LOSS	28% RATE GAIN/LOSS
SHARES ·	SOLD 07-05-02 ACQUIRED 07-02-01	7,807 04	5,916.00	1,891 04	0 00
RELiance STL & ALUM CO COMMON STOCK					
SHARES:	SOLD 07-08-02 ACQUIRED 11-24-00	15,103.49	12,030 00	3,073.49	0 00
RELiance STL & ALUM CO COMMON STOCK					
SHARES:	SOLD 07-08-02 ACQUIRED 11-24-00	12,307.34	9,624 00	2,683.34	0.00
TULARIK INC COM					
SHARES ·	SOLD 07-08-02 ACQUIRED 11-22-00	20,918.86	74,747 00	53,828.14-	0.00
SHARES:	SOLD 07-08-02 ACQUIRED 11-24-00	1,673 51	6,182 10	4,508.59-	0.00
#REORG/IVEX PACKAGING CSH & STK MERGER PACKAGING DYNAMICS 2-695863 RATE 20 & CASH \$21.50/SH EFF 6/28/02					
SHARES	SOLD 07-09-02 ACQUIRED 11-22-00	122,208 75	47,390 37	74,818 38	0 00

The Northern Trust Company
 50 South LaSalle Street, Chicago, Illinois 60675
 (312) 630-6000

THE LYNDE AND HARRY BRADELY FOUNDATION
 STRONG CAPITAL MANAGEMENT

03135 ACCOUNT NO 26-08291
 AAB

FEDERAL SCHEDULE OF GAINS AND LOSSES
 ACCOUNT TRANSACTIONS TAXABLE DURING THE PERIOD
 01-01-02 THROUGH 12-31-02

DESCRIPTION OF PROPERTY	DATE SOLD/ ACQUIRED	SALES PROCEEDS	COST BASIS	GAIN/LOSS	28% RATE GAIN/LOSS
03135 SS870 ACCOUNT NO 26-08291 AAB					
SHARES: 11,300 00	SOLD 07-09-02 ACQUIRED 11-29-00	259,335 00	99,595 94	159,739 06	0 00
SHARES: 4,600 00	SOLD 07-09-02 ACQUIRED 12-09-00	105,570 00	40,721.50	64,848 50	0.00
SWIFT TRANSN INC COM					
SHARES: 1,000 00	SOLD 07-09-02 ACQUIRED 11-28-00	21,214 36	17,724 80	3,489 56	0 00
PARTNERRE HOLDING LTD COM STK					
SHARES: 200 00	SOLD 07-12-02 ACQUIRED 11-29-00	9,351.17	10,408 74	1,057.57-	0.00
MFC ISHARES TR RUSSELL 2000 INDEX FD					
UNITS: 1,400 00	SOLD 07-12-02 ACQUIRED 04-10-01	117,330 47	124,414.08	7,083.61-	0 00
RELANCE STL & ALUM CO COMMON STOCK					
SHARES: 300 00	SOLD 07-12-02 ACQUIRED 11-29-00	8,713 92	7,218 00	1,495.92	0.00
DEVON ENERGY CORP NEW COM					
SHARES: 200 00	SOLD 07-15-02 ACQUIRED 03-26-01	8,656.41	12,022.00	3,365.59-	0.00

The Northern Trust Company
 50 South LaSalle Street, Chicago, Illinois 60675
 (312) 630-6000

THE LYNDE AND HARRY BRADELY FOUNDATION
 STRONG CAPITAL MANAGEMENT

03135 ACCOUNT NO. 26-08291
 AAB SS870

FEDERAL SCHEDULE OF GAINS AND LOSSES
 ACCOUNT TRANSACTIONS TAXABLE DURING THE PERIOD
 01-01-02 THROUGH 12-31-02

PAGE 104

DESCRIPTION OF PROPERTY	DATE SOLD/ ACQUIRED	SALES PROCEEDS	COST BASIS	GAIN/LOSS	28% RATE GAIN/LOSS
SHARES; SWIFT TRANSN INC COM	SOLD 07-15-02 ACQUIRED 04-10-01	4,328 21	6,092 00	1,763 79-	0 00
SHARES; B&B CORP COM	SOLD 07-15-02 ACQUIRED 11-28-00	16,225 99	14,179.84	2,046 15	0 00
SHARES; MSC INDL DIRECT INC CL A COMMON STOCK	SOLD 07-22-02 ACQUIRED 11-24-00	13,099.60	12,322 88	776 72	0 00
SHARES; XTO ENERGY INC COM	SOLD 07-29-02 ACQUIRED 12-18-00	3,454 47	3,273 68	180 79	0.00
SHARES; GENERAL CABLE CORP DEL NEW COM	SOLD 08-05-02 ACQUIRED 01-23-01	5,347.40	4,024 50	1,322 90	0 00
SHARES; DEVON ENERGY CORP NEW COM	SOLD 08-09-02 ACQUIRED 08-03-01	3,861 00	20,333.64	16,472.64-	0.00

1083

The Northern Trust Company
 50 South LaSalle Street, Chicago, Illinois 60675
 (312) 630-6000

THE LYNDE AND HARRY BRADLEY FOUNDATION
 STRONG CAPITAL MANAGEMENT

03135 ACCOUNT NO 26-08291
 AAB

FEDERAL SCHEDULE OF GAINS AND LOSSES
 ACCOUNT TRANSACTIONS TAXABLE DURING THE PERIOD
 01-01-02 THROUGH 12-31-02

PAGE 105

DATE SOLD/ ACQUIRED	SALES PROCEEDS	COST BASIS	GAIN/LOSS	28% RATE GAIN/LOSS	DESCRIPTION OF PROPERTY
08-12-02 SOLD 03-26-01 ACQUIRED	4,226 81	6,011 00	1,784 19-	0.00	SHARES HELMERICH & PAYNE INC COM
08-12-02 SOLD 11-24-00 ACQUIRED	13,831 58	13,006 16	825 42	0 00	SHARES. MANITOWOC INC COM
08-12-02 SOLD 04-11-01 ACQUIRED	10,508.55	7,793 43	2,515 12	0 00	SHARES PROTECTIVE LIFE CORP , COMMON STOCK
08-16-02 SOLD 08-08-01 ACQUIRED	16,245.21	15,675 00	570.21	0 00	SHARES: SCRIPPS E.M. INC NEW CLASS A COMMON STOCK
08-22-02 SOLD 03-26-01 ACQUIRED	37,325.32	28,805.00	8,520 32	0 00	SHARES: TRIAD HOSPS INC COM ISIN US89579K1097
08-22-02 SOLD 06-08-01 ACQUIRED	11,662.87	8,296 11	3,366 76	0.00	SHARES: MANITOWOC INC COM

1084

The Northern Trust Company
 50 South LaSalle Street, Chicago, Illinois 60675
 (312) 630-6000

THE LYNDE AND HARRY BRADLEY FOUNDATION
 STRONG CAPITAL MANAGEMENT

FEDERAL SCHEDULE OF GAINS AND LOSSES
 ACCOUNT TRANSACTIONS TAXABLE DURING THE PERIOD
 01-01-02 THROUGH 12-31-02

03135 ACCOUNT NO 26-08291
 SS870 AAB

28% RATE
 GAIN/LOSS

DATE SOLD/ ACQUIRED	SALES PROCEEDS	COST BASIS	GAIN/LOSS	28% RATE GAIN/LOSS	DESCRIPTION OF PROPERTY
08-23-02 SOLD	20,216 69	15,586 86	4,629 83	0 00	SHARES · CHECKFREE CORP NEW COM
04-11-01 ACQUIRED					
08-26-02 SOLD	6,566.70	17,180 80	10,654 10-	0 00	SHARES: CABLEVISION NY GROUP CL A COM
03-22-01 ACQUIRED					
08-26-02 SOLD	3,928 02	10,308 75	6,380 73-	0.00	SHARES · PROTECTIVE LIFE CORP , COMMON STOCK
03-26-01 ACQUIRED					
08-26-02 SOLD	2,618.68	6,790.04	4,171.36-	0 00	SHARES · B&B CORP COM
06-08-01 ACQUIRED					
08-29-02 SOLD	4 61	50.35	45.74-	0 00	SHARES: DEVON ENERGY CORP NEW COM
03-26-01 ACQUIRED					
08-30-02 SOLD	13,187.60	12,540 00	647.60	0 00	SHARES · B&B CORP COM
08-08-01 ACQUIRED					
09-03-02 SOLD	11,128 37	9,242 16	1,886.21	0 00	SHARES
11-24-00 ACQUIRED					

5801

The Northern Trust Company
 50 South LaSalle Street, Chicago, Illinois 60675
 (312) 630-6000

03135 ACCOUNT NO. 26-08291
 AAB

THE LYNDE AND HARRY BRADLEY FOUNDATION
 STRONG CAPITAL MANAGEMENT

FEDERAL SCHEDULE OF GAINS AND LOSSES
 ACCOUNT TRANSACTIONS TAXABLE DURING THE PERIOD
 01-01-02 THROUGH 12-31-02

28% RATE
 GAIN/LOSS

DATE SOLD/ ACQUIRED	SALES PROCEEDS	COST BASIS	GAIN/LOSS	28% RATE GAIN/LOSS	DESCRIPTION OF PROPERTY
09-03-02 SOLD 03-26-01 ACQUIRED	13,751 34	18,033 00	4,281 66-	0.00	SHARES: 300.00 NATIONAL INSTRS CORP COM
09-03-02 SOLD 05-31-01 ACQUIRED	8,231 66	10,851 66	2,620.00-	0.00	SHARES: 300.00 NATIONAL INSTRS CORP COM
09-03-02 SOLD 01-23-01 ACQUIRED	5,877.96	4,024.50	1,853.46	0.00	SHARES: 300.00 XTO ENERGY INC COM
09-09-02 SOLD 05-30-01 ACQUIRED	2,622.08	3,605.86	983.78-	0.00	SHARES: 100.00 NATIONAL INSTRS CORP COM
09-09-02 SOLD 05-31-01 ACQUIRED	13,110.40	18,086.10	4,975.70-	0.00	SHARES: 500.00 NATIONAL INSTRS CORP COM
09-09-02 SOLD 05-30-01 ACQUIRED	15,419.53	21,635.16	6,215.63-	0.00	SHARES: 600.00 NATIONAL INSTRS CORP COM
09-16-02 SOLD 02-26-01 ACQUIRED	1,135.96	6,650.73	5,514.77-	0.00	SHARES: 100.00 CABLEVISION NY GROUP CL A COM

The Northern Trust Company
 50 South LaSalle Street, Chicago, Illinois 60675
 (312) 630-6000

THE LYNDE AND HARRY BRADELY FOUNDATION
 STRONG CAPITAL MANAGEMENT

03135 ACCOUNT NO. 26-08291
 AAB

FEDERAL SCHEDULE OF GAINS AND LOSSES
 ACCOUNT TRANSACTIONS TAXABLE DURING THE PERIOD
 01-01-02 THROUGH 12-31-02

28% RATE
 GAIN/LOSS

10801

DATE SOLD/ ACQUIRED	SALES PROCEEDS	COST BASIS	GAIN/LOSS	28% RATE GAIN/LOSS	DESCRIPTION OF PROPERTY
09-16-02 SOLD 03-02-01 ACQUIRED	2,271 93	13,424 29	11,152 36-	0 00	SHARES; TULARIK INC COM
09-16-02 SOLD 03-26-01 ACQUIRED	4,543 86	27,588 08	23,044.22-	0 00	SHARES; TULARIK INC COM
09-16-02 SOLD 04-10-01 ACQUIRED	2,271.93	13,203 72	10,931 79-	0.00	SHARES; TULARIK INC COM
09-16-02 SOLD 05-07-01 ACQUIRED	1,783 47	10,571.42	8,587 95-	0 00	SHARES; TULARIK INC COM
09-17-02 SOLD 11-22-00 ACQUIRED	2,287 55	8,969 64	6,682.09-	0 00	SHARES; TULARIK INC COM
09-18-02 SOLD 11-22-00 ACQUIRED	1,508 35	5,979 76	4,471 41-	0 00	SHARES; APRIA HEALTHCARE GROUP INC COM
09-23-02 SOLD 07-17-01 ACQUIRED	9,221 88	8,824 00	397 88	0 00	SHARES BBAT CORP COM

The Northern Trust Company
 50 South LaSalle Street, Chicago, Illinois 60675
 (312) 630-6000

THE LYNDE AND HARRY BRADELY FOUNDATION
 STRONG CAPITAL MANAGEMENT

03135 ACCOUNT NO 26-08291
 AAB SS870

FEDERAL SCHEDULE OF GAINS AND LOSSES
 ACCOUNT TRANSACTIONS TAXABLE DURING THE PERIOD
 01-01-02 THROUGH 12-31-02

28% RATE
 GAIN/LOSS

DATE SOLD/ ACQUIRED	SALES PROCEEDS	COST BASIS	GAIN/LOSS	28% RATE GAIN/LOSS	DESCRIPTION OF PROPERTY
09-23-02 SOLD 11-24-00 ACQUIRED	13,952.13	12,322.88	1,629.25	0 00	JACK IN THE BOX INC COM SHARES: 400.00
09-23-02 SOLD 09-23-02 ACQUIRED	4,589.86	5,440.80	850.94-	0.00	JACK IN THE BOX INC COM SHARES: 200.00
09-23-02 SOLD 01-31-01 ACQUIRED	9,179.72	11,194.44	2,014.72-	0.00	NATIONAL INSTRS CORP COM SHARES: 400.00
09-23-02 SOLD 05-30-01 ACQUIRED	6,476.80	10,817.58	4,340.78-	0 00	XTO ENERGY INC COM SHARES: 300.00
09-23-02 SOLD 01-23-01 ACQUIRED	11,531.65	8,049.00	3,482.65	0.00	TRIAD HOSPS INC COM ISIN US89579K1097 SHARES: 600.00
09-24-02 SOLD 06-08-01 ACQUIRED	3,695.08	2,765.37	929.71	0 00	APRIA HEALTHCARE GROUP INC COM SHARES: 100.00
09-25-02 SOLD 07-17-01 ACQUIRED	11,333.45	11,030.00	303.45	0 00	JACK IN THE BOX INC COM SHARES: 500.00

The Northern Trust Company
 50 South LaSalle Street, Chicago, Illinois 60675
 (312) 630-6000

THE LYNDE AND HARRY BRADLEY FOUNDATION
 STRONG CAPITAL MANAGEMENT

FEDERAL SCHEDULE OF GAINS AND LOSSES
 ACCOUNT TRANSACTIONS TAXABLE DURING THE PERIOD
 01-01-02 THROUGH 12-31-02

03135 ACCOUNT NO 26-08291 THE LYNDE AND HARRY BRADLEY FOUNDATION
 SS870 AAB

PAGE 110

DATE SOLD/ ACQUIRED SALES PROCEEDS COST BASIS GAIN/LOSS 28% RATE

SHARES: 900.00 SOLD 09-25-02 20,296 90 29,483 60 4,186.70-
 NEIMAN-MARCUS GROUP INC CL A ACQUIRED 11-24-00

SHARES: 200.00 SOLD 09-25-02 5,976.35 6,562 00 585.65-
 TRIAD HOSPS INC COM ISIN US89579K1097 ACQUIRED 07-25-01

SHARES 100 00 SOLD 09-25-02 3,661.13 2,730.52 930 61
 TRIAD HOSPS INC COM ISIN US89579K1097 ACQUIRED 11-22-00

SHARES: 200 00 SOLD 09-25-02 7,322 25 5,530 74 1,791 51
 NATIONAL INSTRS CORP COM ACQUIRED 06-08-01

SHARES: 1,100.00 SOLD 10-02-02 23,746 30 39,664 46 15,918 16-
 PARTNERRE HOLDING LTD COM STK ACQUIRED 05-30-01

SHARES: 200 00 SOLD 10-02-02 9,825 16 10,408.74 583 58-
 TRIAD HOSPS INC COM ISIN US89579K1097 ACQUIRED 11-24-00

SHARES: 300 00 SOLD 10-02-02 10,934 67 8,191 56 2,743.11
 GENERAL CABLE CORP DEL NEW COM ACQUIRED 11-22-00

6801

The Northern Trust Company
 50 South LaSalle Street, Chicago, Illinois 60675
 (312) 630-6000

THE LYNDE AND HARRY BRADELY FOUNDATION
 STRONG CAPITAL MANAGEMENT

03135 ACCOUNT NO 26-08291
 AAB

FEDERAL SCHEDULE OF GAINS AND LOSSES
 ACCOUNT TRANSACTIONS TAXABLE DURING THE PERIOD
 01-01-02 THROUGH 12-31-02

PAGE 111

28% RATE
 GAIN/LOSS

DATE SOLD/ACQUIRED	SALES PROCEEDS	COST BASIS	GAIN/LOSS	28% RATE GAIN/LOSS	DESCRIPTION OF PROPERTY
10-03-02 SOLD	418 57	669 09	245 52-	0 00	SHARES; NATIONAL INSTRS CORP COM
11-24-00 ACQUIRED					
10-03-02 SOLD	14,598.76	23,800 00	9,201 24-	0 00	SHARES; NATIONAL INSTRS CORP COM
10-03-02 ACQUIRED					
05-16-01 ACQUIRED					SHARES; 700 00
10-03-02 SOLD	29,197 52	47,320 00	18,122.48-	0 00	SHARES; 1,400.00
10-03-02 ACQUIRED					
05-17-01 ACQUIRED					SHARES; 200.00
10-03-02 SOLD	4,171.07	6,790.00	2,618 93-	0.00	SHARES; 1,900.00
10-03-02 ACQUIRED					
05-18-01 ACQUIRED					SHARES; 1,900.00
10-03-02 SOLD	39,625.20	68,511.34	28,886 14-	0 00	SHARES; 400 00
10-03-02 ACQUIRED					
08-31-01 ACQUIRED	8,342.15	12,380.44	4,038 29-	0 00	SHARES; 1,400 00
10-03-02 SOLD	20,929 36	41,260.66	20,331.30-	0.00	SHARES; ELECTRO SCIENTIFIC INDS INC COM
10-04-02 SOLD					
03-26-01 ACQUIRED					SHARES; 400 00
10-07-02 SOLD	19,639.40	21,822.60	2,183.20-	0 00	SHARES; DEVON ENERGY CORP NEW COM
11-22-00 ACQUIRED					

0601

The Northern Trust Company
 50 South LaSalle Street, Chicago, Illinois 60675
 (312) 630-6000

THE LYNDE AND HARRY BRADELY FOUNDATION
 STRONG CAPITAL MANAGEMENT

03135 ACCOUNT NO. 26-08291
 AAB

FEDERAL SCHEDULE OF GAINS AND LOSSES
 ACCOUNT TRANSACTIONS TAXABLE DURING THE PERIOD
 01-01-02 THROUGH 12-31-02

PAGE 112

DATE SOLD/ ACQUIRED SALES PROCEEDS COST BASIS GAIN/LOSS 28% RATE

DESCRIPTION OF PROPERTY	DATE SOLD/ ACQUIRED	SALES PROCEEDS	COST BASIS	GAIN/LOSS	28% RATE
SHARES	10-07-02 SOLD 100 00	4,909.86	5,567.87	658.01-	0.00
SHARES:	10-07-02 SOLD 100.00	4,909.85	5,589.00	679.15-	0.00
SHARES:	10-07-02 SOLD 300 00	14,729.55	16,818.00	2,088.45-	0.00
ELECTRO SCIENTIFIC INDS INC COM	10-07-02 SOLD 50.00	8,142.23	16,005.88	7,863.65-	0.00
SHARES:	10-07-02 SOLD 50.00	740.20	1,473.60	733.40-	0.00
MARTIN MARIETTA MATLS INC COMMON STOCK	10-07-02 SOLD 300 00	8,923.53	11,850.00	2,926.47-	0.00
SHARES:	10-07-02 SOLD 1,500 00	31,351.15	20,122.50	11,228.65	0.00
XTO ENERGY INC COM	10-07-02 SOLD 1,500 00	31,351.15	20,122.50	11,228.65	0.00
SHARES	10-07-02 SOLD 1,500 00	31,351.15	20,122.50	11,228.65	0.00
PARTNERRE HOLDING LTD COM STK	10-07-02 SOLD 1,500 00	31,351.15	20,122.50	11,228.65	0.00

1091

The Northern Trust Company
 50 South LaSalle Street, Chicago, Illinois 60675
 (312) 630-6000

THE LYNDE AND HARRY BRADELY FOUNDATION
 STRONG CAPITAL MANAGEMENT

03155 ACCOUNT NO 26-08291
 AAB SS870

FEDERAL SCHEDULE OF GAINS AND LOSSES
 ACCOUNT TRANSACTIONS TAXABLE DURING THE PERIOD
 01-01-02 THROUGH 12-31-02

PAGE 113

28% RATE
 GAIN/LOSS

0.00

3,214 54-

26,021.85

22,807.31

DATE SOLD/
 ACQUIRED

500 00

SHARES:

ELECTRO SCIENTIFIC INDS INC COM

SOLD 10-08-02
 ACQUIRED 11-24-00

SHARES:

200 00

DATE SOLD/
 ACQUIRED

SOLD 10-11-02
 ACQUIRED 09-06-01

SHARES:

3,000 00

DATE SOLD/
 ACQUIRED

MARTIN MARIETTA MATLS INC COMMON STOCK

SOLD 10-11-02
 ACQUIRED 11-22-00

SHARES:

100.00

DATE SOLD/
 ACQUIRED

SOLD 10-11-02
 ACQUIRED 11-24-00

SHARES:

100.00

DATE SOLD/
 ACQUIRED

SOLD 10-11-02
 ACQUIRED 01-22-01

SHARES:

100.00

DATE SOLD/
 ACQUIRED

DEVON ENERGY CORP NEW COM

856 52-

3,877.21

3,020.69

DATE SOLD/
 ACQUIRED

929 31-

3,950.00

3,020.69

DATE SOLD/
 ACQUIRED

27,609 34-

118,230 00

90,620.66

DATE SOLD/
 ACQUIRED

1092

The Northern Trust Company
 50 South LaSalle Street, Chicago, Illinois 60675
 (312) 630-6000

THE LYNDE AND HARRY BRADELY FOUNDATION
 STRONG CAPITAL MANAGEMENT

ACCOUNT NO. 26-08291 AAB
 SS870 SS870

FEDERAL SCHEDULE OF GAINS AND LOSSES
 ACCOUNT TRANSACTIONS TAXABLE DURING THE PERIOD
 01-01-02 THROUGH 12-31-02

28% RATE
 GAIN/LOSS

DATE SOLD/ ACQUIRED	SALES PROCEEDS	COST BASIS	GAIN/LOSS	DESCRIPTION OF PROPERTY
10-14-02 SOLD 11-22-00 ACQUIRED	28,329.28	32,733.90	4,404.62-	SHARES; ELECTRO SCIENTIFIC INDS INC COM
10-14-02 SOLD 11-28-00 ACQUIRED	7,786.97	13,221.00	5,434.03-	SHARES; 500 00
10-14-02 SOLD 12-04-00 ACQUIRED	15,573.93	23,849.10	8,275.17-	SHARES; 1,000 00
10-14-02 SOLD 04-02-01 ACQUIRED	6,229.57	10,625.00	4,395.43-	SHARES; 600 00
10-14-02 SOLD 04-03-01 ACQUIRED	1,557.39	2,600.00	1,042.61-	SHARES; 100 00
10-14-02 SOLD 11-22-00 ACQUIRED	26,711.89	19,113.64	7,598.25	SHARES; 700 00 TULARIK INC COM
10-14-02 SOLD 11-22-00 ACQUIRED	7,167.98	29,898.80	22,730.82-	SHARES; 1,000.00 XTO ENERGY INC COM

1093

The Northern Trust Company
 50 South LaSalle Street, Chicago, Illinois 60675
 (312) 630-6000

THE LYNDE AND HARRY BRADELY FOUNDATION
 STRONG CAPITAL MANAGEMENT

03135 ACCOUNT NO 26-08291
 AAB SS870

FEDERAL SCHEDULE OF GAINS AND LOSSES
 ACCOUNT TRANSACTIONS TAXABLE DURING THE PERIOD
 01-01-02 THROUGH 12-31-02

PAGE 115

DATE SOLD/ ACQUIRED SALES PROCEEDS COST BASIS GAIN/LOSS 28% RATE

APRIA HEALTHCARE GROUP INC COM
 SHARES: 900.00 SOLD 10-16-02 18,626.64 12,073.50 6,553.14 0.00
 ACQUIRED 01-23-01

ELECTRO SCIENTIFIC INDS INC COM
 SHARES: 1,400.00 SOLD 10-15-02 32,993.50 30,884.00 2,109.50 0.00
 ACQUIRED 07-17-01

SHARES: 400.00 SOLD 10-15-02 6,579.60 9,539.64 2,960.04 0.00
 ACQUIRED 12-04-00

SHARES: 800.00 SOLD 10-15-02 13,159.20 17,798.32 4,639.12 0.00
 ACQUIRED 12-15-00

SHARES: 100.00 SOLD 10-15-02 1,644.90 2,230.00 585.10 0.00
 ACQUIRED 09-18-01

SHARES: 400.00 SOLD 10-15-02 6,579.60 8,923.80 2,344.20 0.00
 ACQUIRED 09-19-01

CIMAREX ENERGY CO COM
 SHARES: 300.00 SOLD 10-15-02 4,934.70 6,564.27 1,629.57 0.00
 ACQUIRED 09-24-01

SHARES: 0.06 SOLD 10-15-02 0.84 0.95 0.11 0.00
 ACQUIRED 11-24-00

ELECTRO SCIENTIFIC INDS INC COM

1091

The Northern Trust Company
 50 South LaSalle Street, Chicago, Illinois 60675
 (312) 630-6000

THE LYNDE AND HARRY BRADLEY FOUNDATION
 STRONG CAPITAL MANAGEMENT

FEDERAL SCHEDULE OF GAINS AND LOSSES
 ACCOUNT TRANSACTIONS TAXABLE DURING THE PERIOD
 01-01-02 THROUGH 12-31-02

28% RATE
 GAIN/LOSS

DATE SOLD/ ACQUIRED	SALES PROCEEDS	COST BASIS	GAIN/LOSS	28% RATE GAIN/LOSS	DESCRIPTION OF PROPERTY
10-16-02 SOLD	6,079 65	8,620.00	2,540 35-	0.00	SHARES
10-16-02 ACQUIRED					SHARES
10-16-02 SOLD	3,039 83	4,376 18	1,336 35-	0.00	SHARES
10-16-02 ACQUIRED					SHARES
10-16-02 SOLD	45,860.00	35,613 00	10,247.00	0.00	SHARES:
10-16-02 ACQUIRED					SHARES:
10-16-02 SOLD	13,758.00	10,647 75	3,110 25	0.00	SHARES:
10-16-02 ACQUIRED					SHARES:
10-16-02 SOLD	64,204 00	49,346 50	14,857 50	0.00	SHARES:
10-16-02 ACQUIRED					SHARES:
10-16-02 SOLD	13,758 00	10,245.72	3,512 28	0.00	SHARES
10-16-02 ACQUIRED					SHARES:
10-16-02 SOLD	9,172 00	6,129 72	3,042 28	0.00	SHARES:
10-16-02 ACQUIRED					SHARES:
10-16-02 SOLD	9,171 99	5,506 94	3,665 05	0.00	SHARES:
10-16-02 ACQUIRED					SHARES:
10-16-02 SOLD	9,172 00	5,280.00	3,892 00	0.00	SHARES
10-16-02 ACQUIRED					SHARES:

###REGORG WEATHERFORD INTL INC NAME CHANG
 E TO WEATHERFORD INTL BERMUDA 2879055 EF
 F 6/26/02

1095

The Northern Trust Company
 50 South LaSalle Street, Chicago, Illinois 60675
 (312) 630-6000

THE LYNDE AND HARRY BRADLEY FOUNDATION
 STRONG CAPITAL MANAGEMENT

03135 ACCOUNT NO 26-08291
 SS870 AAB

FEDERAL SCHEDULE OF GAINS AND LOSSES
 ACCOUNT TRANSACTIONS TAXABLE DURING THE PERIOD
 01-01-02 THROUGH 12-31-02

PAGE 117

28% RATE
 GAIN/LOSS

DATE SOLD/ ACQUIRED	SALES PROCEEDS	COST BASIS	GAIN/LOSS	28% RATE GAIN/LOSS	DESCRIPTION OF PROPERTY
10-16-02 SOLD 09-28-01 ACQUIRED	13,758.00	7,365.00	6,393.00	0.00	SHARES; 300 00
10-16-02 SOLD 10-01-01 ACQUIRED	9,172.00	4,957.30	4,214.70	0.00	SHARES; 200 00
10-16-02 SOLD 10-03-01 ACQUIRED	4,586.00	2,504.25	2,081.75	0.00	SHARES; 100 00
10-17-02 SOLD 06-08-01 ACQUIRED	6,595.56	13,580.08	6,984.52-	0.00	SHARES; 400 00
10-18-02 SOLD 11-24-00 ACQUIRED	10,639.99	10,408.74	231.25	0.00	SHARES; 200 00
10-28-02 SOLD 11-24-00 ACQUIRED	5,579.06	11,289.53	5,710.47-	0.00	SHARES; 1,700 00
10-30-02 SOLD 11-24-00 ACQUIRED	312.99	664.09	351.10-	0.00	SHARES; 100 00
CHECKFREE CORP NEW COM					
PARTNERRE HOLDING LTD COM STK					
GENERAL CABLE CORP DEL NEW COM					
GENERAL CABLE CORP DEL NEW COM					
CHECKFREE CORP NEW COM					

1096

The Northern Trust Company
 50 South LaSalle Street, Chicago, Illinois 60675
 (312) 630-6000

THE LYNDE AND HARRY BRADELY FOUNDATION
 STRONG CAPITAL MANAGEMENT

FEDERAL SCHEDULE OF GAINS AND LOSSES
 ACCOUNT TRANSACTIONS TAXABLE DURING THE PERIOD
 01-01-02 THROUGH 12-31-02

PAGE 118

03135 ACCOUNT NO 26-08291
 SS870 AAB

28% RATE GAIN/LOSS

DATE SOLD/ ACQUIRED	SALES PROCEEDS	COST BASIS	GAIN/LOSS	28% RATE GAIN/LOSS	DESCRIPTION OF PROPERTY
11-01-02 SOLD 03-28-01 ACQUIRED	4,814 85	9,862.50	5,047 65-	0.00	SHARES: 300.00
11-01-02 SOLD 06-08-01 ACQUIRED	3,209 90	6,790 04	3,580 14-	0.00	SHARES: 200.00
11-01-02 SOLD 06-18-01 ACQUIRED	1,604 95	3,226 23	1,621 28-	0.00	SHARES: 100.00
PARTNERRE HOLDING LTD COM STK					
11-01-02 SOLD 11-24-00 ACQUIRED	5,229 96	5,204 37	25 59	0.00	SHARES: 100.00
TULARIK INC COM					
11-04-02 SOLD 11-22-00 ACQUIRED	2,398 63	8,969.64	6,571 01-	0.00	SHARES: 300.00
ADTRAN INC COM					
11-04-02 SOLD 02-01-01 ACQUIRED	11,386.73	10,902 36	484 37	0.00	SHARES: 400.00
11-04-02 SOLD 02-05-01 ACQUIRED	14,233.42	13,234.40	999 02	0.00	SHARES: 500.00
ADTRAN INC COM					

1097

The Northern Trust Company
 50 South LaSalle Street, Chicago, Illinois 60675
 (312) 630-6000

THE LYNDE AND HARRY BRADLEY FOUNDATION
 STRONG CAPITAL MANAGEMENT

03135 ACCOUNT NO 26-08291
 SS870 AAB

FEDERAL SCHEDULE OF GAINS AND LOSSES
 ACCOUNT TRANSACTIONS TAXABLE DURING THE PERIOD
 01-01-02 THROUGH 12-31-02

28% RATE
 GAIN/LOSS

PAGE
 119

DATE SOLD/ ACQUIRED	SALES PROCEEDS	COST BASIS	GAIN/LOSS	28% RATE GAIN/LOSS	DESCRIPTION OF PROPERTY
11-04-02 SOLD 02-05-01 ACQUIRED	8,530 24	7,940 64	589.60	0 00	SHARES; GENERAL CABLE CORP DEL NEW COM
11-04-02 SOLD 11-24-00 ACQUIRED	9,550 19	20,586 79	11,036 60-	0 00	SHARES; GENERAL CABLE CORP DEL NEW COM
11-05-02 SOLD 11-05-02 ACQUIRED	35,126 50	34,409.44	717 06	0 00	SHARES; ADTRAN INC COM
11-05-02 SOLD 04-10-01 ACQUIRED	8,449 74	14,262 40	5,812 66-	0 00	SHARES; CHECKFREE CORP NEW COM
11-05-02 SOLD 06-18-01 ACQUIRED	3,379 90	6,452 46	3,072 56-	0 00	SHARES; ENTEGRIS INC COM
11-05-02 SOLD 12-01-00 ACQUIRED	7,523.95	6,525.00	998 95	0.00	SHARES; GENERAL CABLE CORP DEL NEW COM
11-05-02 SOLD 11-24-00 ACQUIRED	309.99	664 09	354 10-	0 00	SHARES; LATTICE SEMICONDUCTOR CORP COMMON STOCK

8601
 1098

The Northern Trust Company
 50 South LaSalle Street, Chicago, Illinois 60675
 (312) 630-6000

THE LYNDE AND HARRY BRADLEY FOUNDATION
 STRONG CAPITAL MANAGEMENT

03135 ACCOUNT NO 26-08291
 AAB

FEDERAL SCHEDULE OF GAINS AND LOSSES
 ACCOUNT TRANSACTIONS TAXABLE DURING THE PERIOD
 01-01-02 THROUGH 12-31-02

PAGE 120

28% RATE
 GAIN/LOSS

DATE SOLD/ ACQUIRED	SALES PROCEEDS	COST BASIS	GAIN/LOSS	28% RATE GAIN/LOSS	DESCRIPTION OF PROPERTY
11-05-02 SOLD 11-24-00 ACQUIRED	6,266 85	15,801.04	9,534 19-	0 00	SHARES: 800 00 TULARIK INC COM
11-05-02 SOLD 12-04-00 ACQUIRED	8,801 49	31,227.02	22,425.53-	0 00	SHARES: 1,100.00 TULARIK INC COM
11-05-02 SOLD 01-22-01 ACQUIRED	800.14	2,963 33	2,163 19-	0 00	SHARES: 100 00
11-05-02 SOLD 01-31-01 ACQUIRED	3,200 54	11,490 76	8,290 22-	0 00	SHARES: 400 00 LATTICE SEMICONDUCTOR CORP COMMON STOCK
11-06-02 SOLD 11-24-00 ACQUIRED	4,780.59	11,850 78	7,070 19-	0.00	SHARES: 600.00 TULARIK INC COM
11-06-02 SOLD 12-04-00 ACQUIRED	4,844 73	17,032 92	12,188.19-	0.00	SHARES: 600 00 TULARIK INC COM
11-06-02 SOLD 01-03-01 ACQUIRED	2,422 37	8,287 50	5,865 13-	0 00	SHARES: 300.00
11-06-02 SOLD 02-26-01 ACQUIRED	2,422 37	7,800 00	5,377.63-	0 00	SHARES: 300 00

6601

The Northern Trust Company
 50 South LaSalle Street, Chicago, Illinois 60675
 (312) 630-6000

THE LYNDE AND HARRY BRADELY FOUNDATION
 STRONG CAPITAL MANAGEMENT

ACCOUNT NO. 26-08291 AAB
 03135 SS870

FEDERAL SCHEDULE OF GAINS AND LOSSES
 ACCOUNT TRANSACTIONS TAXABLE DURING THE PERIOD
 01-01-02 THROUGH 12-31-02

PAGE 121

28% RATE
 GAIN/LOSS

0011

DATE SOLD/ ACQUIRED	SALES PROCEEDS	COST BASIS	GAIN/LOSS	28% RATE GAIN/LOSS	DESCRIPTION OF PROPERTY
11-06-02 ACQUIRED	4,844.73	15,225.00	10,380.27-	0.00	SHARES: 600.00
11-06-02 ACQUIRED	7,267.10	18,495.00	11,227.90-	0.00	SHARES: 900.00
11-06-02 ACQUIRED	4,030.23	9,432.35	5,402.12-	0.00	SHARES: 500.00
11-06-02 ACQUIRED	6,448.36	15,820.00	9,371.64-	0.00	SHARES: 800.00
11-07-02 ACQUIRED	7,271.06	19,460.72	12,189.66-	0.00	SHARES: 800.00
11-07-02 ACQUIRED	3,635.53	11,500.00	7,864.47-	0.00	SHARES: 400.00
11-07-02 ACQUIRED	8,179.94	23,904.36	15,724.42-	0.00	SHARES: 900.00
11-07-02 ACQUIRED	3,635.53	10,352.00	6,716.47-	0.00	SHARES: 400.00
CABLEVISION NY GROUP CL A COM					
TULARIK INC COM					
BEA SYS INC COM					

The Northern Trust Company
 50 South LaSalle Street, Chicago, Illinois 60675
 (312) 630-6000

THE LYNDE AND HARRY BRADELY FOUNDATION
 STRONG CAPITAL MANAGEMENT

03135 ACCOUNT NO. 26-08291
 AAB SS870

FEDERAL SCHEDULE OF GAINS AND LOSSES
 ACCOUNT TRANSACTIONS TAXABLE DURING THE PERIOD
 01-01-02 THROUGH 12-31-02

28% RATE
 GAIN/LOSS

28% RATE	GAIN/LOSS	COST BASIS	SALES PROCEEDS	DATE SOLD/ ACQUIRED	DESCRIPTION OF PROPERTY	QUANTITY	DATE SOLD/ ACQUIRED	SALES PROCEEDS	COST BASIS	GAIN/LOSS	28% RATE
0.00	84,120.43	111,102.69	26,982.26	11-07-02 11-22-00	SHARES	1,800.00	11-07-02 11-22-00	26,982.26	111,102.69	84,120.43	0.00
0.00	75,803.01	99,787.24	23,984.23	11-07-02 11-24-00	SHARES	1,600.00	11-07-02 11-24-00	23,984.23	99,787.24	75,803.01	0.00
0.00	2,158.71	2,792.35	633.64	11-07-02 05-07-01	SHARES	42.27	11-07-02 05-07-01	633.64	2,792.35	2,158.71	0.00
0.00	26,949.82	35,943.90	8,994.08	11-07-02 05-10-01	SHARES	600.00	11-07-02 05-10-01	8,994.08	35,943.90	26,949.82	0.00
0.00	13,098.97	17,596.02	4,497.05	11-07-02 05-23-01	SHARES	300.00	11-07-02 05-23-01	4,497.05	17,596.02	13,098.97	0.00
0.00	2,518.31	3,383.69	865.38	11-07-02 06-08-01	SHARES	57.73	11-07-02 06-08-01	865.38	3,383.69	2,518.31	0.00
0.00	20,541.75	35,842.93	15,301.18	11-07-02 03-26-01	TULARIK INC COM SHARES	1,900.00	11-07-02 03-26-01	15,301.18	35,842.93	20,541.75	0.00
0.00	7,259.16	13,650.00	6,390.84	11-08-02 03-22-01	TULARIK INC COM SHARES	800.00	11-08-02 03-22-01	6,390.84	13,650.00	7,259.16	0.00
0.00	5,884.16	10,677.30	4,793.14	11-08-02 03-23-01	SHARES	600.00	11-08-02 03-23-01	4,793.14	10,677.30	5,884.16	0.00

The Northern Trust Company
 50 South LaSalle Street, Chicago, Illinois 60675
 (312) 630-6000

THE LYNDE AND HARRY BRADELY FOUNDATION
 STRONG CAPITAL MANAGEMENT

03135 ACCOUNT NO 26-08291
 SS870 AAB

FEDERAL SCHEDULE OF GAINS AND LOSSES
 ACCOUNT TRANSACTIONS TAXABLE DURING THE PERIOD
 01-01-02 THROUGH 12-31-02

28% RATE
 GAIN/LOSS

DATE SOLD/ ACQUIRED	SALES PROCEEDS	COST BASIS	GAIN/LOSS	28% RATE GAIN/LOSS	DESCRIPTION OF PROPERTY
11-08-02 SOLD 400 00 11-08-02 ACQUIRED 03-26-01	3,195 42	7,545 88	4,350.46-	0.00	SHARES: ALASKA AIR GROUP INC COM
11-08-02 SOLD 500 00 11-08-02 ACQUIRED 09-26-01	3,994.28	8,425 00	4,430 72-	0 00	SHARES: ALASKA AIR GROUP INC COM
11-11-02 SOLD 2,200.00 11-11-02 ACQUIRED 11-22-00	48,859 86	62,557.00	13,697 14-	0.00	SHARES: ALASKA AIR GROUP INC COM
11-11-02 SOLD 200 00 11-11-02 ACQUIRED 11-24-00	4,441.80	5,743 54	1,301.74-	0 00	SHARES: XTO ENERGY INC COM
11-11-02 SOLD 2,100 00 11-11-02 ACQUIRED 01-23-01	47,010 44	28,171 50	18,838.94	0 00	SHARES: XTO ENERGY INC COM
11-12-02 SOLD 200 00 11-12-02 ACQUIRED 06-08-01	2,989.90	11,722.48	8,732.58-	0.00	SHARES: CABLEVISION NY GROUP CL A COM
11-12-02 SOLD 500 00 11-12-02 ACQUIRED 11-22-00	1,244.76	3,265.00	2,020 24-	0.00	SHARES: GENERAL CABLE CORP DEL NEW COM

1/02

The Northern Trust Company
 50 South LaSalle Street, Chicago, Illinois 60675
 (312) 630-6000

THE LYNDE AND HARRY BRADLEY FOUNDATION
 STRONG CAPITAL MANAGEMENT

05135 ACCOUNT NO 26-08291
 SSB70 AAB

FEDERAL SCHEDULE OF GAINS AND LOSSES
 ACCOUNT TRANSACTIONS TAXABLE DURING THE PERIOD
 01-01-02 THROUGH 12-31-02

DATE SOLD/
 ACQUIRED SALES PROCEEDS COST BASIS GAIN/LOSS 28% RATE GAIN/LOSS

DATE SOLD/ ACQUIRED	SALES PROCEEDS	COST BASIS	GAIN/LOSS	28% RATE GAIN/LOSS	DESCRIPTION OF PROPERTY
11-12-02 SOLD 11-24-00 ACQUIRED	6,721.71	17,930.43	11,208.72-	0 00	SHARES · 2,700.00
11-12-02 SOLD 11-27-00 ACQUIRED	3,734.29	9,892.80	6,158.51-	0 00	SHARES 1,500 00
CABLEVISION NY GROUP CL A COM					
11-13-02 SOLD 05-17-01 ACQUIRED	5,979.82	22,884.00	16,904.18-	0.00	SHARES: 400.00
11-13-02 SOLD 11-13-02 ACQUIRED	631.92	2,477.55	1,845.63-	0 00	SHARES 42.27
11-13-02 SOLD 06-14-01 ACQUIRED	2,989.90	11,326.32	8,336.42-	0.00	SHARES 200 00
11-13-02 SOLD 08-13-01 ACQUIRED	4,484.87	14,866.11	10,381.24-	0 00	SHARES: 300 00
11-13-02 SOLD 08-15-01 ACQUIRED	5,979.82	19,031.88	13,052.06-	0.00	SHARES 400 00
11-13-02 SOLD 09-07-01 ACQUIRED	2,989.90	8,626.78	5,636.88-	0 00	SHARES. 200.00
11-13-02 SOLD 09-18-01 ACQUIRED	863.04	2,206.50	1,343.46-	0.00	SHARES: 57.73

1103

The Northern Trust Company
 50 South LaSalle Street, Chicago, Illinois 60675
 (312) 630-6000

THE LYNDE AND HARRY BRADELY FOUNDATION
 STRONG CAPITAL MANAGEMENT

03135 ACCOUNT NO 26-08291
 AAB SS870

FEDERAL SCHEDULE OF GAINS AND LOSSES
 ACCOUNT TRANSACTIONS TAXABLE DURING THE PERIOD
 01-01-02 THROUGH 12-31-02

PAGE 125

28% RATE
 GAIN/LOSS

DATE SOLD/ ACQUIRED	SALES PROCEEDS	COST BASIS	GAIN/LOSS	28% RATE GAIN/LOSS	DESCRIPTION OF PROPERTY
11-13-02 SOLD 10-08-01 ACQUIRED	2,989.91	8,077.48	5,087.57-	0.00	SHARES: 200.00
11-13-02 SOLD 10-15-01 ACQUIRED	2,989.91	7,665.08	4,675.17-	0.00	SHARES: 200.00
GENERAL CABLE CORP DEL NEW COM					
11-13-02 SOLD 11-22-00 ACQUIRED	6,707.29	16,325.00	9,617.71-	0.00	SHARES: 2,500.00
GENERAL CABLE CORP DEL NEW COM					
11-13-02 SOLD 11-13-02 ACQUIRED	3,986.88	9,795.00	5,808.12-	0.00	SHARES: 1,500.00
GENERAL CABLE CORP DEL NEW COM					
11-13-02 SOLD 12-04-00 ACQUIRED	17,010.68	37,792.00	20,781.32-	0.00	SHARES: 6,400.00
CABLEVISION NY GROUP CL A COM					
11-14-02 SOLD 09-18-01 ACQUIRED	5,141.90	13,081.90	7,940.00-	0.00	SHARES: 342.27
GENERAL CABLE CORP DEL NEW COM					
11-14-02 SOLD 10-17-01 ACQUIRED	10,516.06	25,235.00	14,718.94-	0.00	SHARES: 700.00
GENERAL CABLE CORP DEL NEW COM					
11-14-02 SOLD 10-25-01 ACQUIRED	3,004.59	7,207.14	4,202.55-	0.00	SHARES: 200.00

1101

The Northern Trust Company
 50 South LaSalle Street, Chicago, Illinois 60675
 (312) 630-6000

03135 ACCOUNT NO. 26-08291
 AAB

THE LYNDE AND HARRY BRADELY FOUNDATION
 STRONG CAPITAL MANAGEMENT

FEDERAL SCHEDULE OF GAINS AND LOSSES
 ACCOUNT TRANSACTIONS TAXABLE DURING THE PERIOD
 01-01-02 THROUGH 12-31-02

28% RATE
 GAIN/LOSS

DATE SOLD/ ACQUIRED	SALES PROCEEDS	COST BASIS	GAIN/LOSS	28% RATE GAIN/LOSS	DESCRIPTION OF PROPERTY
11-14-02 SOLD 11-02-01 ACQUIRED	3,871.86	8,812.66	4,940.80-	0.00	SHARES; CHECKFREE CORP NEW COM
11-14-02 SOLD 03-29-01 ACQUIRED	11,668.64	19,849.76	8,181.12-	0.00	SHARES; LTX CORP COM
11-14-02 SOLD 04-02-01 ACQUIRED	3,333.90	5,592.64	2,258.74-	0.00	SHARES; WESTERN WIRELESS CORP CL A
11-14-02 SOLD 12-19-00 ACQUIRED	5,145.33	8,273.16	3,127.83-	0.00	SHARES; CABLEVISION NY GROUP CL A COM
11-14-02 SOLD 11-28-00 ACQUIRED	11,497.25	84,885.80	73,388.55-	0.00	SHARES; ENTEGRIS INC COM
11-15-02 SOLD 11-02-01 ACQUIRED	674.19	1,445.36	771.17-	0.00	SHARES; WESTERN WIRELESS CORP CL A
11-15-02 SOLD 12-01-00 ACQUIRED	22,399.32	18,125.00	4,274.32	0.00	SHARES; WESTERN WIRELESS CORP CL A

5011

The Northern Trust Company
 50 South LaSalle Street, Chicago, Illinois 60675
 (312) 630-6000

THE LYNDE AND HARRY BRADLEY FOUNDATION
 STRONG CAPITAL MANAGEMENT

03135 ACCOUNT NO 26-08291
 AAB SS870

FEDERAL SCHEDULE OF GAINS AND LOSSES
 ACCOUNT TRANSACTIONS TAXABLE DURING THE PERIOD
 01-01-02 THROUGH 12-31-02

DATE SOLD/ ACQUIRED SALES PROCEEDS COST BASIS GAIN/LOSS 28% RATE GAIN/LOSS

DESCRIPTION OF PROPERTY	DATE SOLD/ ACQUIRED	SALES PROCEEDS	COST BASIS	GAIN/LOSS	28% RATE GAIN/LOSS
WESTERN WIRELESS CORP CL A SHARES: 1,300 00	SOLD 11-15-02 ACQUIRED 11-28-00	7,985.00	55,175.77	47,190.77-	0.00
WESTERN WIRELESS CORP CL A SHARES: 900 00	SOLD 11-15-02 ACQUIRED 11-28-00	5,156.84	38,198.61	33,041.77-	0.00
CHECKFREE CORP NEW COM SHARES: 500 00	SOLD 11-18-02 ACQUIRED 04-02-01	8,809.23	13,981.60	5,172.37-	0.00
WESTERN WIRELESS CORP CL A SHARES: 1,300 00	SOLD 11-18-02 ACQUIRED 11-28-00	8,105.25	55,175.77	47,070.52-	0.00
CHECKFREE CORP NEW COM SHARES: 300.00	SOLD 11-20-02 ACQUIRED 04-02-01	5,397.14	8,388.96	2,991.82-	0.00
ADTRAN INC COM SHARES: 200 00	SOLD 11-20-02 ACQUIRED 08-13-01	3,598.09	5,351.78	1,753.69-	0.00
ADTRAN INC COM SHARES: 200 00	SOLD 11-20-02 ACQUIRED 04-10-01	3,598.09	5,500.00	1,901.91-	0.00

The Northern Trust Company
 50 South LaSalle Street, Chicago, Illinois 60675
 (312) 630-6000

THE LYNDE AND HARRY BRADELY FOUNDATION
 STRONG CAPITAL MANAGEMENT

03135 ACCOUNT NO 26-08291
 SS870 AAB

FEDERAL SCHEDULE OF GAINS AND LOSSES
 ACCOUNT TRANSACTIONS TAXABLE DURING THE PERIOD
 01-01-02 THROUGH 12-31-02

28% RATE GAIN/LOSS

DATE SOLD/ ACQUIRED	SALES PROCEEDS	COST BASIS	GAIN/LOSS	28% RATE GAIN/LOSS	DESCRIPTION OF PROPERTY
11-22-02 SOLD 02-05-01 ACQUIRED	12,202 87	10,587.52	1,615 35	0.00	BEA SYS INC COM SHARES: 400 00
11-22-02 SOLD 03-29-01 ACQUIRED	3,283 10	7,297.77	4,014 67-	0.00	SHARES 300 00
11-22-02 SOLD 07-11-01 ACQUIRED	9,849.50	21,555 00	11,705 70-	0.00	SHARES 900.00
11-22-02 SOLD 08-03-01 ACQUIRED	1,094.37	2,299 60	1,205 23-	0.00	SHARES 100.00
11-22-02 SOLD 04-09-01 ACQUIRED	5,695 51	7,912.98	2,217.47-	0.00	SHARES 300 00
11-22-02 SOLD 08-15-01 ACQUIRED	3,797.00	5,343 88	1,546 88-	0.00	SHARES 200 00
11-22-02 SOLD 12-01-00 ACQUIRED	12,206 39	8,700.00	3,506 39	0.00	SHARES: 1,200 00 LTX CORP COM

11071

The Northern Trust Company
 50 South LaSalle Street, Chicago, Illinois 60675
 (312) 630-6000

THE LYNDE AND HARRY BRADELY FOUNDATION
 STRONG CAPITAL MANAGEMENT

FEDERAL SCHEDULE OF GAINS AND LOSSES
 ACCOUNT TRANSACTIONS TAXABLE DURING THE PERIOD
 01-01-02 THROUGH 12-31-02

03135 ACCOUNT NO 26-08291 THE LYNDE AND HARRY BRADELY FOUNDATION
 AAB SS870

PAGE 129

28% RATE
 GAIN/LOSS

DATE SOLD/ ACQUIRED	SALES PROCEEDS	COST BASIS	GAIN/LOSS	28% RATE GAIN/LOSS	DESCRIPTION OF PROPERTY
11-22-02 SOLD 12-19-00 ACQUIRED	7,271 24	10,636.92	3,365 68-	0.00	SHARES LATTICE SEMICONDUCTOR CORP COMMON STOCK
11-22-02 SOLD 11-22-00 ACQUIRED	7,728.73	16,033.13	8,304.40-	0.00	SHARES PARTNERRE HOLDING LTD COM STK
11-22-02 SOLD 11-22-02 ACQUIRED	4,091 68	8,888 09	4,796 41-	0.00	SHARES PLEXUS CORP COM
11-22-02 SOLD 11-24-00 ACQUIRED	4,969.85	5,204.37	234.52-	0.00	SHARES ADTRAN INC COM
11-22-02 SOLD 09-20-01 ACQUIRED	3,809.88	7,830 00	4,020 12-	0.00	SHARES CHECKFREE CORP NEW COM
11-25-02 SOLD 02-05-01 ACQUIRED	18,992.90	15,881 28	3,111.62	0.00	SHARES
11-25-02 SOLD 04-03-01 ACQUIRED	2,017.55	2,453.13	435 58-	0.00	SHARES

8011

The Northern Trust Company
 50 South LaSalle Street, Chicago, Illinois 60675
 (312) 630-6000

THE LYNDE AND HARRY BRADELY FOUNDATION
 STRONG CAPITAL MANAGEMENT

03135 ACCOUNT NO 26-08291
 AAB SS870

FEDERAL SCHEDULE OF GAINS AND LOSSES
 ACCOUNT TRANSACTIONS TAXABLE DURING THE PERIOD
 01-01-02 THROUGH 12-31-02

DATE SOLD/ ACQUIRED	SALES PROCEEDS	COST BASIS	GAIN/LOSS	28% RATE GAIN/LOSS	DESCRIPTION OF PROPERTY
11-25-02 SOLD 04-09-01 ACQUIRED	2,017 55	2,637 66	620.11-	0 00	SHARES: 100.00
11-25-02 SOLD 08-15-01 ACQUIRED	4,035 09	5,262 88	1,227 79-	0 00	SHARES 200 00
11-25-02 SOLD 08-16-01 ACQUIRED	4,035 10	5,132 00	1,096.90-	0 00	SHARES 200 00
11-26-02 SOLD 03-26-01 ACQUIRED	18,600 99	15,705 00	2,895 99	0 00	SHARES: 600.00
11-26-02 SOLD 07-18-01 ACQUIRED	13,049 00	25,313 04	12,264 04-	0 00	SHARES: 1,200.00
11-26-02 SOLD 08-03-01 ACQUIRED	6,524 50	13,797 60	7,273 10-	0 00	SHARES: 600 00
11-26-02 SOLD 04-03-01 ACQUIRED	9,823 20	12,265 65	2,442 45-	0 00	SHARES: 500.00
11-26-02 SOLD 09-04-01 ACQUIRED	1,964 64	2,217 61	252 97-	0 00	SHARES 100 00
LTX CORP COM					
CHECKFREE CORP NEW COM					
BEA SYS INC COM					
ADTRAN INC COM					

The Northern Trust Company
 50 South LaSalle Street, Chicago, Illinois 60675
 (312) 630-6000

THE LYNDE AND HARRY BRADELY FOUNDATION
 STRONG CAPITAL MANAGEMENT

03135 ACCOUNT NO 26-08291
 AAB SS870

FEDERAL SCHEDULE OF GAINS AND LOSSES
 ACCOUNT TRANSACTIONS TAXABLE DURING THE PERIOD
 01-01-02 THROUGH 12-31-02

28% RATE GAIN/LOSS

DATE SOLD/ ACQUIRED SALES PROCEEDS COST BASIS GAIN/LOSS

ADTRAN INC COM SHARES: 1,800.00 SOLD 11-26-02 ACQUIRED 12-19-00 15,712.08 21,273.86 5,561.76- 0.00

CTS CORP COM SHARES: 600.00 SOLD 12-02-02 ACQUIRED 03-26-01 20,101.19 15,705.00 4,396.19 0.00

LTX CORP COM SHARES: 400.00 SOLD 12-02-02 ACQUIRED 05-02-01 3,321.06 10,039.32 6,718.26- 0.00

PLEXUS CORP COM SHARES: 900.00 SOLD 12-02-02 ACQUIRED 05-02-01 7,472.38 22,572.00 15,099.62- 0.00

BBT CORP COM SHARES: 400.00 SOLD 12-02-02 ACQUIRED 12-19-00 3,790.52 4,727.52 937.00- 0.00

BBT CORP COM SHARES: 100.00 SOLD 12-02-02 ACQUIRED 06-19-01 1,555.65 2,565.22 1,009.57- 0.00

BBT CORP COM SHARES: 100.00 SOLD 12-02-02 ACQUIRED 09-20-01 1,555.65 2,610.00 1,054.35- 0.00

0111

The Northern Trust Company
 50 South LaSalle Street, Chicago, Illinois 60675
 (312) 630-6000

THE LYNDE AND HARRY BRADELY FOUNDATION
 STRONG CAPITAL MANAGEMENT

ACCOUNT NO. 26-08291
 ABB
 SS870 03135

FEDERAL SCHEDULE OF GAINS AND LOSSES
 ACCOUNT TRANSACTIONS TAXABLE DURING THE PERIOD
 01-01-02 THROUGH 12-31-02

28% RATE
 GAIN/LOSS

0.00

GAIN/LOSS

1,334 33

COST
 BASIS

6,161.44

SALES
 PROCEEDS

7,495 77

DATE SOLD/
 ACQUIRED

12-06-02
 11-24-00

ADTRAN INC COM

SHARES:

100.00

SOLD

12-09-02

3,194.90

2,617.50

577.40

ADTRAN INC COM

SHARES

300 00

SOLD

12-10-02

9,314 71

7,852.50

1,462.21

ADTRAN INC COM

SHARES:

200.00

SOLD

12-12-02

6,579 44

5,235.00

1,344.44

ADTRAN INC COM

SHARES

400.00

SOLD

12-13-02

12,750.61

10,470.00

2,280 61

ADTRAN INC COM

SHARES:

700.00

SOLD

12-16-02

22,316 65

16,634.66

5,681 99

SHARES:

400.00

SOLD

12-16-02

12,752 38

9,700.00

3,052 38

0.00

////

The Northern Trust Company
 50 South LaSalle Street, Chicago, Illinois 60675
 (312) 630-6000

THE LYNDE AND HARRY BRADELY FOUNDATION
 STRONG CAPITAL MANAGEMENT

03135 ACCOUNT NO 26-08291
 SS870 AAB

FEDERAL SCHEDULE OF GAINS AND LOSSES
 ACCOUNT TRANSACTIONS TAXABLE DURING THE PERIOD
 01-01-02 THROUGH 12-31-02

28% RATE
 GAIN/LOSS

DATE SOLD/ ACQUIRED	SALES PROCEEDS	COST BASIS	GAIN/LOSS	28% RATE GAIN/LOSS	DESCRIPTION OF PROPERTY
12-16-02 SOLD 03-26-01 ACQUIRED	9,564 28	7,852 50	1,711 78	0 00	SHARES
12-16-02 SOLD 06-11-01 ACQUIRED	9,564 28	7,500.00	2,064 28	0 00	SHARES;
12-16-02 SOLD 06-15-01 ACQUIRED	9,564 28	7,255 86	2,308 42	0 00	SHARES;
12-16-02 SOLD 06-21-01 ACQUIRED	9,564 28	6,034.62	3,529.66	0 00	SHARES
12-16-02 SOLD 11-24-00 ACQUIRED	8,975.75	7,235 98	1,739 77	0.00	SHARES
12-16-02 SOLD 11-24-00 ACQUIRED	2,407 63	3,233 04	825.41-	0 00	SHARES;
12-20-02 SOLD 06-21-01 ACQUIRED	9,268 76	6,034 62	3,234 14	0 00	SHARES

BEA SYS INC COM

ADTRAN INC COM

SPINNAKER EXPL CO COM

HELMERICH & PAYNE INC COM

2111

The Northern Trust Company
 50 South LaSalle Street, Chicago, Illinois 60675
 (312) 630-6000

03135 ACCOUNT NO. 26-08291

THE LYNDE AND HARRY BRADLEY FOUNDATION
 STRONG CAPITAL MANAGEMENT

FEDERAL SCHEDULE OF GAINS AND LOSSES
 ACCOUNT TRANSACTIONS TAXABLE DURING THE PERIOD
 01-01-02 THROUGH 12-31-02

PAGE 134

28% RATE
 GAIN/LOSS

DATE SOLD/ ACQUIRED	SALES PROCEEDS	COST BASIS	GAIN/LOSS	28% RATE GAIN/LOSS	DESCRIPTION OF PROPERTY
12-20-02 SOLD 12-20-02 ACQUIRED	6,851 79	12,390.06	5,538.27-	0.00	SHARES
12-20-02 SOLD 07-18-01 ACQUIRED	10,277 69	18,984 78	8,707 09-	0.00	SHARES:
12-20-02 SOLD 07-26-01 ACQUIRED	9,135 72	16,187.60	7,051.88-	0.00	SHARES:
ADTRAN INC COM					
12-23-02 SOLD 06-21-01 ACQUIRED	6,216.53	4,023 08	2,193 45	0.00	SHARES:
12-23-02 SOLD 12-23-02 ACQUIRED	18,649 60	11,389 62	7,259 98	0.00	SHARES
12-23-02 SOLD 07-09-01 ACQUIRED	21,757 86	13,370.00	8,387.86	0.00	SHARES:
12-23-02 SOLD 07-10-01 ACQUIRED	49,732 26	30,311.04	19,421 22	0.00	SHARES:
12-23-02 SOLD 09-20-01 ACQUIRED	15,541.33	9,530 00	6,011.33	0.00	SHARES:
HELMERICH & PAYNE INC COM					
12-23-02 SOLD 11-22-00 ACQUIRED	2,942 91	2,378 21	564.70	0.00	SHARES:

1113

The Northern Trust Company
 50 South LaSalle Street, Chicago, Illinois 60675
 (312) 630-6000

THE LYNDE AND HARRY BRADELY FOUNDATION
 STRONG CAPITAL MANAGEMENT

03135 ACCOUNT NO 26-08291
 AAB

FEDERAL SCHEDULE OF GAINS AND LOSSES
 ACCOUNT TRANSACTIONS TAXABLE DURING THE PERIOD
 01-01-02 THROUGH 12-31-02

DESCRIPTION OF PROPERTY		DATE SOLD/ ACQUIRED	SALES PROCEEDS	COST BASIS	GAIN/LOSS	28% RATE GAIN/LOSS
SHARES, MSC INDL DIRECT INC CL A COMMON STOCK		SOLD 12-23-02	11,771.64	9,647.97	2,123.67	0.00
		ACQUIRED 11-24-00				
SHARES, WESTERN WIRELESS CORP CL A		SOLD 12-23-02	10,332.04	9,821.04	511.00	0.00
		ACQUIRED 12-18-00				
SHARES, WESTERN WIRELESS CORP CL A		SOLD 12-23-02	3,089.56	19,571.05	16,481.49-	0.00
		ACQUIRED 03-26-01				
SHARES, WESTERN WIRELESS CORP CL A		SOLD 12-23-02	1,853.73	12,065.55	10,211.82-	0.00
		ACQUIRED 05-29-01				
SHARES, WESTERN WIRELESS CORP CL A		SOLD 12-23-02	1,273.96	8,062.50	6,788.54-	0.00
		ACQUIRED 02-22-01				
SHARES, BEA SYS INC COM		SOLD 12-31-02	5,785.37	10,117.25	4,331.88-	0.00
		ACQUIRED 07-26-01				
SUB-TOTAL			7,075,160.86	7,176,375.71	101,214.85-	0.00
DESCRIPTION OF PROPERTY		DATE SOLD/ ACQUIRED	SALES PROCEEDS	COST BASIS	GAIN/LOSS	28% RATE GAIN/LOSS

CAPITAL GAIN DIVIDENDS
 PLUM CREEK TIMBER CO INC COM

41111

The Northern Trust Company
 50 South LaSalle Street, Chicago, Illinois 60675
 (312) 630-6000

THE LYNDE AND HARRY BRADLEY FOUNDATION
 STRONG CAPITAL MANAGEMENT

03135 ACCOUNT NO. 26-08291
 AAB

FEDERAL SCHEDULE OF GAINS AND LOSSES
 ACCOUNT TRANSACTIONS TAXABLE DURING THE PERIOD
 01-01-02 THROUGH 12-31-02

28% RATE
 GAIN/LOSS

0 00

0 00

0 00

5111

DESCRIPTION OF PROPERTY
 ACQUIRED

SALES
 PROCEEDS

COST
 BASIS

GAIN/LOSS

NET LONG TERM CAPITAL GAIN - QUALIFIED 5-YEAR GAIN

APARTMENT INVT & MGMT CO CL A

1,699.38

1,699.38

PLUM CREEK TIMBER CO INC COM

2,217.08

2,217.08

TOTAL LONG TERM CAPITAL GAIN/LOSS-

7,079,264.28

7,176,375.71

97,111.43-

GAIN FROM DISPOSITION OF PROPERTY UNDER SECTIONS 1255,
 1250, 1252, 1254, 1255

FORM 4797, PT. III, SEC. 1250

APARTMENT INVT & MGMT CO CL A

3,218.50

3,218.50

TOTAL GAIN FROM DISPOSITION OF PROPERTY UNDER SECTIONS

3,218.50

0 00

3,218.50

END OF SALES SCHEDULE

The Northern Trust Company
 50 South LaSalle Street, Chicago, Illinois 60675
 (312) 630-6000

03135 ACCOUNT NO 26-08291
 AAB

THE LYNDE AND HARRY BRADLEY FOUNDATION
 STRONG CAPITAL MANAGEMENT

FEDERAL SCHEDULE OF GAINS AND LOSSES
 ACCOUNT TRANSACTIONS TAXABLE DURING THE PERIOD
 01-01-02 THROUGH 12-31-02

*** SUMMARY REPORT ***

SHORT TERM GAINS AND LOSSES

NET SHORT TERM CAPITAL GAINS AND LOSSES 153,908.38-

TOTAL SHORT TERM CAPITAL GAINS AND LOSSES 153,908.38-

LONG TERM GAINS AND LOSSES

NET LONG TERM CAPITAL GAINS AND LOSSES - 20 % 101,027.89-

NET L/T CAPITAL GAIN-QUALIFIED 5-YEAR GAIN 3,916.66

SUB TOTAL LONG TERM GAINS AND LOSSES 97,111.43-

TOTAL LONG TERM CAPITAL GAINS AND LOSSES 97,111.43-

SECTION 1250 GAINS AND LOSSES - 25 % 3,218.50

(247,801.31) page 244

The Northern Trust Company
 50 South LaSalle Street, Chicago, Illinois 60675
 (312) 630-6000

THE LYNDE AND HARRY BRADLEY FOUNDATION
 TCM LARGE CAP VALUE

03016 ACCOUNT NO. 26-05377
 AAB

SS870

FEDERAL SCHEDULE OF GAINS AND LOSSES
 ACCOUNT TRANSACTIONS TAXABLE DURING THE PERIOD
 01-01-02 THROUGH 12-31-02

PAGE 1

DESCRIPTION OF PROPERTY ACQUIRED SALES PROCEEDS COST BASIS GAIN/LOSS

PRUDENTIAL FINL INC COM

SHARES: SOLD 01-10-02 7,300 00 ACQUIRED 12-12-01 227,847.82 200,750.00 27,097.82

MARSH & MC LENNAN CO'S INC., COMMON STOCK, #1 PAR

SHARES: SOLD 01-24-02 200.00 ACQUIRED 11-08-01 20,833.98 211.33-

MARSH & MC LENNAN CO'S INC., COMMON STOCK, #1 PAR

SHARES: SOLD 01-25-02 200.00 ACQUIRED 11-08-01 20,403.27 430.71-

TEXAS INSTRS INC COM

SHARES: SOLD 01-29-02 1,300.00 ACQUIRED 01-31-01 59,533.37 20,703.21-

SHARES: SOLD 01-29-02 1,300.00 ACQUIRED 03-15-01 43,166.89 4,336.74-

SHARES: SOLD 01-29-02 200.00 ACQUIRED 03-16-01 5,973.87 6,432.20

TYCO INTL LTD NEW COM

458.33-

7111

The Northern Trust Company
 50 South LaSalle Street, Chicago, Illinois 60675
 (312) 630-6000

THE LYNDE AND HARRY BRADLEY FOUNDATION
 TCM LARGE CAP VALUE

03016 ACCOUNT NO. 26-05377
 AAB SS870

FEDERAL SCHEDULE OF GAINS AND LOSSES
 ACCOUNT TRANSACTIONS TAXABLE DURING THE PERIOD
 01-01-02 THROUGH 12-31-02

DESCRIPTION OF PROPERTY	DATE SOLD/ ACQUIRED	SALES PROCEEDS	COST BASIS	GAIN/LOSS
TEXAS INSTRS INC COM	01-29-02 SOLD	33,254 50	48,928.77	15,674.27-
SHARES:	02-28-01 ACQUIRED			
TEXAS INSTRS INC COM	01-29-02 SOLD	36,949 44	44,975 70	8,026.26-
SHARES:	03-23-01 ACQUIRED			
TEXAS INSTRS INC COM	01-30-02 SOLD	8,925.19	9,648.30	723.11-
SHARES:	03-16-01 ACQUIRED			
TEXAS INSTRS INC COM	01-31-02 SOLD	15,155 87	16,080 50	924.63-
SHARES:	03-16-01 ACQUIRED			
TEXAS INSTRS INC COM	02-01-02 SOLD	3,084.62	3,216.10	131.48-
SHARES:	03-16-01 ACQUIRED			
TEXAS INSTRS INC COM	02-01-02 SOLD	9,253 87	7,489.11	1,764 76
SHARES:	09-28-01 ACQUIRED			
TEXAS INSTRS INC COM	02-04-02 SOLD	9,021.28	7,489 11	1,532 17
SHARES:	09-28-01 ACQUIRED			

The Northern Trust Company
 50 South LaSalle Street, Chicago, Illinois 60675
 (312) 630-6000

THE LYNDE AND HARRY BRADLEY FOUNDATION
 TCM LARGE CAP VALUE

ACCOUNT NO. 26-05377
 AAB
 SS870

FEDERAL SCHEDULE OF GAINS AND LOSSES
 ACCOUNT TRANSACTIONS TAXABLE DURING THE PERIOD
 01-01-02 THROUGH 12-31-02

DESCRIPTION OF PROPERTY	DATE SOLD/ ACQUIRED	SALES PROCEEDS	COST BASIS	GAIN/LOSS
SHARES; SPRINT CORP COM	SOLD 02-05-02 ACQUIRED 09-28-01	8,822 44	7,489.11	1,333 33
TEXAS INSTRS INC COM				
SHARES; SPRINT CORP COM	SOLD 02-06-02 ACQUIRED 09-28-01	14,750.27	12,481.85	2,268.42
TEXAS INSTRS INC COM				
SHARES; SPRINT CORP COM	SOLD 02-07-02 ACQUIRED 09-28-01	5,889.91	4,992 74	897.17
TEXAS INSTRS INC COM				
SHARES; SPRINT CORP COM	SOLD 02-15-02 ACQUIRED 07-30-01	36,164 81	63,175 84	27,011 03-
TEXAS INSTRS INC COM				
SHARES; SPRINT CORP COM	SOLD 02-15-02 ACQUIRED 09-28-01	21,957 21	40,719.59	18,762.38-
TEXAS INSTRS INC COM				
SHARES; SPRINT CORP COM	SOLD 02-15-02 ACQUIRED 09-19-01	12,487 93	9,244.28	3,243 65
TEXAS INSTRS INC COM				
SHARES; SPRINT CORP COM	SOLD 02-15-02 ACQUIRED 09-28-01	6,243.96	4,992 74	1,251.22
TEXAS INSTRS INC COM				

The Northern Trust Company
 50 South LaSalle Street, Chicago, Illinois 60675
 (312) 630-6000

THE LYNDE AND HARRY BRADLEY FOUNDATION
 TCM LARGE CAP VALUE

03016 ACCOUNT NO 26-05377
 AAB

FEDERAL SCHEDULE OF GAINS AND LOSSES
 ACCOUNT TRANSACTIONS TAXABLE DURING THE PERIOD
 01-01-02 THROUGH 12-31-02

DESCRIPTION OF PROPERTY	DATE SOLD/ ACQUIRED	SALES PROCEEDS	COST BASIS	GAIN/LOSS
SHARES:	SOLD 02-19-02	8,996.05	15,770.37	6,774.32-
SHARES:	ACQUIRED 07-27-01			7,769.04-
TEXAS INSTRS INC COM				
SHARES:	SOLD 02-19-02	10,281.20	18,050.24	7,769.04-
SHARES:	ACQUIRED 07-30-01			
FHLMC COM				
SHARES:	SOLD 02-19-02	20,972.10	16,177.49	4,794.61
SHARES:	ACQUIRED 09-19-01			
DANAHER CORP, COMMON STOCK \$ 01 PAR				
SHARES:	SOLD 02-21-02	18,475.73	20,114.97	1,639.24-
SHARES:	ACQUIRED 10-17-01			
SHARES:	SOLD 03-05-02	49,604.05	43,715.35	5,888.70
SHARES:	ACQUIRED 06-01-01			
SHARES:	SOLD 03-05-02	85,035.52	74,983.44	10,052.08
SHARES:	ACQUIRED 06-26-01			
SHARES:	SOLD 03-05-02	14,172.59	12,896.74	1,275.85
SHARES:	ACQUIRED 02-12-02			
SPRINT CORP COM				

The Northern Trust Company
 50 South LaSalle Street, Chicago, Illinois 60675
 (312) 630-6000

THE LYNDE AND HARRY BRADLEY FOUNDATION
 TCM LARGE CAP VALUE

03016 ACCOUNT NO. 26-05377
 AAB

FEDERAL SCHEDULE OF GAINS AND LOSSES
 ACCOUNT TRANSACTIONS TAXABLE DURING THE PERIOD
 01-01-02 THROUGH 12-31-02

DESCRIPTION OF PROPERTY	DATE SOLD/ ACQUIRED	SALES PROCEEDS	COST BASIS	GAIN/LOSS
ALCON INC SHARES; 2,700.00	SOLD 03-05-02 ACQUIRED 07-27-01	39,481.77	60,828.57	21,346.80-
ALCON INC SHARES; 1,800.00	SOLD 03-21-02 ACQUIRED 03-20-02	60,915.22	59,400.00	1,515.22
ALCON INC SHARES; 1,800.00	SOLD 03-21-02 ACQUIRED 03-20-02	60,921.16	59,400.00	1,521.16
PRAXAIR INC COMMON STOCK SHARES; 100.00	SOLD 04-03-02 ACQUIRED 09-28-01	5,886.51	4,202.93	1,683.58
PRAXAIR INC COMMON STOCK SHARES; 1,200.00	SOLD 04-03-02 ACQUIRED 09-28-01	70,506.51	50,435.16	20,071.35
SBC COMMUNICATIONS INC COM SHARES; 500.00	SOLD 04-03-02 ACQUIRED 09-10-01	36,717.22	33,268.90	3,448.32

The Northern Trust Company
 50 South LaSalle Street, Chicago, Illinois 60675
 (312) 630-6000

THE LYNDE AND HARRY BRADLEY FOUNDATION
 TCM LARGE CAP VALUE

03016 ACCOUNT NO. 26-05377
 AAB SS870

FEDERAL SCHEDULE OF GAINS AND LOSSES
 ACCOUNT TRANSACTIONS TAXABLE DURING THE PERIOD
 01-01-02 THROUGH 12-31-02

DESCRIPTION OF PROPERTY	DATE SOLD/ ACQUIRED	SALES PROCEEDS	COST BASIS	GAIN/LOSS
SHARES: 700 00 SOLD 04-09-02 ACQUIRED 11-16-01	04-09-02 11-16-01	29,602.30	27,649.58	3,047.28-
SHARES: 100 00 SOLD 04-09-02 ACQUIRED 11-16-01	04-09-02 11-16-01	3,514.61	3,913.20	398.59-
SHARES: 100.00 SOLD 04-09-02 ACQUIRED 11-19-01	04-09-02 11-19-01	3,514.62	3,976.46	461.84-
SHARES: 400.00 SOLD 04-09-02 ACQUIRED 11-19-01	04-09-02 11-19-01	14,058.45	15,927.96	1,869.51-
SHARES: 400.00 SOLD 04-09-02 ACQUIRED 11-20-01	04-09-02 11-20-01	14,058.46	15,857.84	1,799.38-
TRAVELERS PPTY CAS CORP NEW CL A SHARES: 500.00 SOLD 04-25-02 ACQUIRED 03-21-02	04-25-02 03-21-02	9,255.97	9,250.00	5.97
TRAVELERS PPTY CAS CORP NEW CL A SHARES: 700 00 SOLD 04-26-02 ACQUIRED 03-21-02	04-26-02 03-21-02	13,188.37	12,950.00	238.37
PREMCO INC COM SHARES: 100.00 SOLD 04-30-02 ACQUIRED 04-29-02	04-30-02 04-29-02	2,794.91	2,400.00	394.91
DANAHER CORP, COMMON STOCK \$.01 PAR				

The Northern Trust Company
 50 South LaSalle Street, Chicago, Illinois 60675
 (312) 630-6000

THE LYNDE AND HARRY BRADLEY FOUNDATION
 TCM LARGE CAP VALUE

FEDERAL SCHEDULE OF GAINS AND LOSSES
 ACCOUNT TRANSACTIONS TAXABLE DURING THE PERIOD
 01-01-02 THROUGH 12-31-02

03016 ACCOUNT NO 26-05377
 SS870 AAB

DESCRIPTION OF PROPERTY	DATE SOLD/ ACQUIRED	SALES PROCEEDS	COST BASIS	GAIN/LOSS
SHARES: DANAHAR CORP. COMMON STOCK \$.01 PAR	05-21-02 SOLD 10-25-01 ACQUIRED	7,406.87	4,932.15	2,474.72
SHARES: 150.00				
SHARES: DANAHAR CORP. COMMON STOCK \$.01 PAR	05-23-02 SOLD 06-27-01 ACQUIRED	56,156.07	47,430.96	8,725.11
SHARES: 800.00				
SHARES: UNITED TECHNOLOGIES CORP COM	05-23-02 SOLD 06-28-01 ACQUIRED	21,058.52	17,301.33	3,757.19
SHARES: 300.00				
SHARES: DANAHAR CORP. COMMON STOCK \$.01 PAR	05-23-02 SOLD 11-08-01 ACQUIRED	20,685.57	17,180.37	3,505.20
SHARES: 300.00				
SHARES: DANAHAR CORP. COMMON STOCK \$.01 PAR	05-24-02 SOLD 06-28-01 ACQUIRED	21,164.36	17,301.33	3,863.03
SHARES: 300.00				
SHARES: DANAHAR CORP. COMMON STOCK \$.01 PAR	05-30-02 SOLD 06-28-01 ACQUIRED	6,729.29	5,767.11	962.18
SHARES: 100.00				
SHARES: DANAHAR CORP. COMMON STOCK \$.01 PAR	05-30-02 SOLD 09-17-01 ACQUIRED	26,917.14	19,804.00	7,113.14
SHARES: 400.00				

The Northern Trust Company
 50 South LaSalle Street, Chicago, Illinois 60675
 (312) 630-6000

THE LYNDE AND HARRY BRADLEY FOUNDATION
 TCW LARGE CAP VALUE

03016 ACCOUNT NO. 26-05377
 AAB SS870

FEDERAL SCHEDULE OF GAINS AND LOSSES
 ACCOUNT TRANSACTIONS TAXABLE DURING THE PERIOD
 01-01-02 THROUGH 12-31-02

DESCRIPTION OF PROPERTY	DATE SOLD/ ACQUIRED	SALES PROCEEDS	COST BASIS	GAIN/LOSS
SHARES: UNITED TECHNOLOGIES CORP COM	SOLD 05-30-02 ACQUIRED 09-18-01	6,729 29	4,896.50	1,832 99
SHARES: TERADYNE INC COM	SOLD 05-31-02 ACQUIRED 09-17-01	20,574 82	16,688.25	3,886.57
SHARES: TERADYNE INC COM	SOLD 05-31-02 ACQUIRED 11-08-01	13,716.54	11,453.58	2,262.96
SHARES: TERADYNE INC COM	SOLD 06-14-02 ACQUIRED 02-12-02	15,293.90	18,683.34	3,389.44-
SHARES: TERADYNE INC COM	SOLD 06-17-02 ACQUIRED 09-18-01	673.99	633.48	40 51
SHARES: TERADYNE INC COM	SOLD 06-17-02 ACQUIRED 09-18-01	8,068 25	7,601.79	466.46
SHARES: TERADYNE INC COM	SOLD 06-18-02 ACQUIRED 09-18-01	12,828.74	12,036 17	792 57

The Northern Trust Company
 50 South LaSalle Street, Chicago, Illinois 60675
 (312) 630-6000

THE LYNDE AND HARRY BRADLEY FOUNDATION
 TCW LARGE CAP VALUE

03016 ACCOUNT NO 26-05377
 AAB

FEDERAL SCHEDULE OF GAINS AND LOSSES
 ACCOUNT TRANSACTIONS TAXABLE DURING THE PERIOD
 01-01-02 THROUGH 12-31-02

DESCRIPTION OF PROPERTY	DATE SOLD/ ACQUIRED	SALES PROCEEDS	COST BASIS	GAIN/LOSS
TERADYNE INC COM				
SHARES:	SOLD 06-18-02	5,401.57	4,935.40	466.17
	ACQUIRED 09-19-01			
SHARES:	SOLD 06-18-02	25.00		88.84
	ACQUIRED 09-19-01			
DANAHER CORP COMMON STOCK \$.01 PAR				
SHARES:	SOLD 06-19-02	7,695.12	7,036.29	658.83
	ACQUIRED 09-19-01			
NOVELLUS SYS INC COM				
SHARES:	SOLD 06-20-02	45,080.53	34,274.10	10,806.43
	ACQUIRED 09-18-01			
SHARES:	SOLD 06-20-02	16,572.50	16,039.05	533.45
	ACQUIRED 10-16-01			
TERADYNE INC COM				
SHARES:	SOLD 06-20-02	14,915.25	14,467.10	448.15
	ACQUIRED 10-30-01			

The Northern Trust Company
 50 South LaSalle Street, Chicago, Illinois 60675
 (312) 630-6000

THE LYNDE AND HARRY BRADLEY FOUNDATION
 TCM LARGE CAP VALUE

ACCOUNT NO 26-05377
 AAB
 SS870 03016

FEDERAL SCHEDULE OF GAINS AND LOSSES
 ACCOUNT TRANSACTIONS TAXABLE DURING THE PERIOD
 01-01-02 THROUGH 12-31-02

DESCRIPTION OF PROPERTY	DATE SOLD/ ACQUIRED	SALES PROCEEDS	COST BASIS	GAIN/LOSS
SHARES:	06-20-02	19,418.43	18,177.08	1,241.35
ACQUIRED	09-19-01			
SHARES:	06-20-02	8,143.21	6,535.03	1,608.18
SOLD	06-20-02			
ACQUIRED	09-28-01			
DANAHER CORP. COMMON STOCK \$.01 PAR				
SHARES:	06-21-02	51,066.54	37,205.84	13,860.70
SOLD	06-21-02			
ACQUIRED	09-28-01			
NOVELLUS SYS INC COM				
SHARES:	06-21-02	3,215.90	2,904.25	311.65
SOLD	06-21-02			
ACQUIRED	09-28-01			
SHARES:	06-21-02	12,863.61	12,831.24	32.37
SOLD	06-21-02			
ACQUIRED	10-16-01			
SHARES:	06-21-02	3,215.90	3,199.23	16.67
SOLD	06-21-02			
ACQUIRED	10-23-01			
TERADYNE INC COM				
SHARES:	06-21-02	17,105.17	14,075.46	3,029.71
SOLD	06-21-02			
ACQUIRED	09-28-01			
TERADYNE INC COM				
SHARES:	06-21-02			
SOLD	06-21-02			
ACQUIRED	09-28-01			

The Northern Trust Company
 50 South LaSalle Street, Chicago, Illinois 60675
 (312) 630-6000

THE LYNDE AND HARRY BRADLEY FOUNDATION
 TCM LARGE CAP VALUE

FEDERAL SCHEDULE OF GAINS AND LOSSES
 ACCOUNT TRANSACTIONS TAXABLE DURING THE PERIOD
 01-01-02 THROUGH 12-31-02

03016 ACCOUNT NO. 26-05377
 AAB

SS870

DATE SOLD/ ACQUIRED	SALES PROCEEDS	COST BASIS	GAIN/LOSS	DESCRIPTION OF PROPERTY
06-24-02 ACQUIRED 09-28-01	24,434 86	20,107.80	4,327 06	SHARES: 1,000.00 SOLD
TERADYNE INC COM				
06-25-02 ACQUIRED 09-28-01	4,295.82	3,518.87	776.95	SHARES: 175.00 SOLD
#REORG/NABORS IND PLAN OF MERGER & STATE OF INC CHANGE TO NABORS INDS LTD BERMUDA SEC #2607107 EFF 6/26/02				
06-27-02 ACQUIRED 10-22-01	18,975.00	13,669.70	5,305 30	SHARES: 500 00 SOLD
06-27-02 ACQUIRED 10-24-01	25,047.00	18,187.95	6,859 05	SHARES: 660 00 SOLD
06-27-02 ACQUIRED 01-23-02	49,335 00	36,995 53	12,339 47	SHARES: 1,300 00 SOLD
06-27-02 ACQUIRED 01-24-02	49,335 00	38,536 81	10,798 19	SHARES: 1,300.00 SOLD
06-27-02 ACQUIRED 01-25-02	34,155.00	28,335.87	5,819.13	SHARES: 900 00 SOLD
06-27-02 ACQUIRED 01-28-02	15,179.99	12,385 28	2,794.71	SHARES: 400 00 SOLD

The Northern Trust Company
 50 South LaSalle Street, Chicago, Illinois 60675
 (312) 630-6000

THE LYNDE AND HARRY BRADLEY FOUNDATION
 TCM LARGE CAP VALUE

FEDERAL SCHEDULE OF GAINS AND LOSSES
 ACCOUNT TRANSACTIONS TAXABLE DURING THE PERIOD
 01-01-02 THROUGH 12-31-02

03016 ACCOUNT NO. 26-05377
 AAB

DESCRIPTION OF PROPERTY	DATE SOLD/ ACQUIRED	SALES PROCEEDS	COST BASIS	GAIN/LOSS
PHARMACIA CORP COM				
SHARES:	06-27-02 SOLD	7,590.00	6,224.46	1,365.54
SHARES:	01-31-02 ACQUIRED			623.14
ITT INDS INC COMMON STOCK				
SHARES:	07-10-02 SOLD	28,106.15	35,726.58	7,620.43-
SHARES:	09-19-01 ACQUIRED			
ITT INDS INC COMMON STOCK				
SHARES:	07-11-02 SOLD	25,974.42	19,957.56	6,016.86
SHARES:	11-08-01 ACQUIRED			
SHARES:	07-11-02 SOLD	12,987.20	9,808.50	3,178.70
SHARES:	12-20-01 ACQUIRED			
SHARES:	07-11-02 SOLD	6,493.61	5,004.00	1,489.61
SHARES:	12-21-01 ACQUIRED			
SHARES:	07-11-02 SOLD	3,246.80	2,499.50	747.30
SHARES:	12-24-01 ACQUIRED			
ITT INDS INC COMMON STOCK				
SHARES:	07-11-02 SOLD	16,234.01	12,494.02	3,739.99
SHARES:	12-26-01 ACQUIRED			

The Northern Trust Company
 50 South LaSalle Street, Chicago, Illinois 60675
 (312) 630-6000

THE LYNDE AND HARRY BRADLEY FOUNDATION
 TCM LARGE CAP VALUE

03016 ACCOUNT NO. 26-05377
 AAB SS870

FEDERAL SCHEDULE OF GAINS AND LOSSES
 ACCOUNT TRANSACTIONS TAXABLE DURING THE PERIOD
 01-01-02 THROUGH 12-31-02

DESCRIPTION OF PROPERTY	DATE SOLD/ ACQUIRED	SALES PROCEEDS	COST BASIS	GAIN/LOSS
PHARMACIA CORP COM				
SHARES:	SOLD 07-12-02	6,503.25	4,504.66	1,998.59
	ACQUIRED 08-17-01			
PHARMACIA CORP COM				
SHARES:	SOLD 07-15-02	68,229.64	71,100.00	2,870.36-
	ACQUIRED 09-17-01			
PHARMACIA CORP COM				
SHARES:	SOLD 07-15-02	15,162.14	15,850.00	687.86-
	ACQUIRED 09-18-01			
PHARMACIA CORP COM				
SHARES:	SOLD 07-15-02	10,272.35	10,745.15	472.80-
	ACQUIRED 09-18-01			
PHARMACIA CORP COM				
SHARES:	SOLD 07-15-02	12,778.80	13,044.85	266.05-
	ACQUIRED 09-18-01			
UNITED TECHNOLOGIES CORP COM				
SHARES:	SOLD 07-15-02	21,984.19	22,468.05	483.86-
	ACQUIRED 09-19-01			
NUCOR CORP COMMON STOCK, \$ 40 PAR				
SHARES:	SOLD 07-15-02	12,231.63	11,125.50	1,106.13
	ACQUIRED 09-17-01			

The Northern Trust Company
 50 South LaSalle Street, Chicago, Illinois 60675
 (312) 630-6000

THE LYNDE AND HARRY BRADLEY FOUNDATION
 TCW LARGE CAP VALUE

03016 ACCOUNT NO. 26-05377
 AAB SS870

FEDERAL SCHEDULE OF GAINS AND LOSSES
 ACCOUNT TRANSACTIONS TAXABLE DURING THE PERIOD
 01-01-02 THROUGH 12-31-02

DESCRIPTION OF PROPERTY	DATE SOLD/ ACQUIRED	SALES PROCEEDS	COST BASIS	GAIN/LOSS
SHARES: 300 00	07-18-02	17,875 41	11,146 47	6,728.94
SHARES: 100 00	07-18-02	5,958.47	3,759.05	2,199.42
SHARES: 300 00	07-18-02	17,875.41	11,330.43	6,544.98
SHARES: 400.00	07-19-02	12,547.58	10,409.88	2,137.70
BJ SVCS CO COM SHARES: 400 00	07-19-02	12,504.46	10,379.92	2,124.54
BJ SVCS CO COM SHARES: 200.00	07-22-02	5,817.98	5,173.32	644.66
SHARES: 300 00	07-22-02	8,726.98	7,784.52	942.46

APPLIED MATERIALS, INC , COMMON STOCK,
 \$.01 PAR

The Northern Trust Company
 50 South LaSalle Street, Chicago, Illinois 60675
 (312) 630-6000

THE LYNDE AND HARRY BRADLEY FOUNDATION
 TCM LARGE CAP VALUE

03016 ACCOUNT NO 26-05377
 AAB SS870

FEDERAL SCHEDULE OF GAINS AND LOSSES
 ACCOUNT TRANSACTIONS TAXABLE DURING THE PERIOD
 01-01-02 THROUGH 12-31-02

DESCRIPTION OF PROPERTY	DATE SOLD/ ACQUIRED	SALES PROCEEDS	COST BASIS	GAIN/LOSS
SHARES; APPLIED MATERIALS, INC, COMMON STOCK, \$.01 PAR	07-23-02 SOLD 1,000.00 07-23-02 ACQUIRED	16,150.61	18,338.10	2,187.49-
SHARES; APPLIED MATERIALS, INC, COMMON STOCK, \$.01 PAR	07-23-02 SOLD 1,600.00 09-19-01 ACQUIRED	25,840.98	25,171.76	669.22
SHARES; APPLIED MATERIALS, INC, COMMON STOCK, \$.01 PAR	07-23-02 SOLD 1,800.00 09-19-01 ACQUIRED	29,071.10	27,054.27	2,016.83
SHARES; APPLIED MATERIALS, INC, COMMON STOCK, \$.01 PAR	07-23-02 SOLD 800.00 10-23-01 ACQUIRED	12,920.49	13,560.00	639.51-
SHARES; APPLIED MATERIALS, INC, COMMON STOCK, \$.01 PAR	07-23-02 SOLD 1,700.00 10-24-01 ACQUIRED	27,456.04	29,679.54	2,223.50-
SHARES; APPLIED MATERIALS, INC, COMMON STOCK, \$.01 PAR	07-23-02 SOLD 900.00 10-30-01 ACQUIRED	14,535.55	15,066.27	530.72-
SHARES; APPLIED MATERIALS, INC, COMMON STOCK, \$.01 PAR	07-23-02 SOLD 400.00 09-18-01 ACQUIRED	6,284.85	7,335.24	1,050.39-
SHARES; APPLIED MATERIALS, INC, COMMON STOCK, \$.01 PAR	07-23-02 SOLD 500.00 01-16-02 ACQUIRED	13,852.47	12,933.30	919.17

The Northern Trust Company
 50 South LaSalle Street, Chicago, Illinois 60675
 (312) 630-6000

THE LYNDE AND HARRY BRADLEY FOUNDATION
 TCM LARGE CAP VALUE

03016 ACCOUNT NO 26-05377
 AAB SSB70

FEDERAL SCHEDULE OF GAINS AND LOSSES
 ACCOUNT TRANSACTIONS TAXABLE DURING THE PERIOD
 01-01-02 THROUGH 12-31-02

DESCRIPTION OF PROPERTY	DATE SOLD/ ACQUIRED	SALES PROCEEDS	COST BASIS	GAIN/LOSS
SHARES; NOVELLUS SYS INC COM	SOLD 07-23-02 ACQUIRED 01-17-02	2,770 50	2,578 88	191 62
SHARES; NOVELLUS SYS INC COM	SOLD 07-23-02 ACQUIRED 09-19-01	24,548.74	25,705.71	1,156.97-
SHARES; NOVELLUS SYS INC COM	SOLD 07-23-02 ACQUIRED 09-28-01	9,683.11	10,310.09	626.98-
SHARES; NOVELLUS SYS INC COM	SOLD 07-23-02 ACQUIRED 09-28-01	25,373 90	27,445 16	2,071.26-
SHARES; BJ SVCS CO COM	SOLD 07-24-02 ACQUIRED 01-17-02	8,744.16	7,736.64	1,007 52
SHARES; BJ SVCS CO COM	SOLD 07-24-02 ACQUIRED 01-17-02	8,201.75	7,736.64	465 11
SHARES; BJ SVCS CO COM	SOLD 07-25-02 ACQUIRED 10-22-01	3,013 91	2,260.00	753 91

The Northern Trust Company
 50 South LaSalle Street, Chicago, Illinois 60675
 (312) 630-6000

THE LYNDE AND HARRY BRADLEY FOUNDATION
 TCM LARGE CAP VALUE

FEDERAL SCHEDULE OF GAINS AND LOSSES
 ACCOUNT TRANSACTIONS TAXABLE DURING THE PERIOD
 01-01-02 THROUGH 12-31-02

03016 ACCOUNT NO 26-05377

SS870 AAB

DESCRIPTION OF PROPERTY	DATE SOLD/ ACQUIRED	SALES PROCEEDS	COST BASIS	GAIN/LOSS
UNITED TECHNOLOGIES CORP COM SHARES: 95.00	SOLD 07-25-02 ACQUIRED 10-24-01	2,863.21	2,172.27	690 94
UNITED TECHNOLOGIES CORP COM SHARES: 200.00	SOLD 08-06-02 ACQUIRED 09-19-01	12,948 60	9,640.00	3,308 60
UNITED TECHNOLOGIES CORP COM SHARES: 100.00	SOLD 08-14-02 ACQUIRED 09-19-01	6,001.19	4,820.00	1,181.19
SHARES: 500 00	SOLD 08-14-02 ACQUIRED 09-28-01	30,005.94	23,456.30	6,549.64
FIFTH THIRD BANCORP., COMMON STOCK, \$6.66 PAR SHARES: 400.00	SOLD 09-17-02 ACQUIRED 04-03-02	25,107.88	26,565.20	1,457.32-
FIFTH THIRD BANCORP., COMMON STOCK, \$6.66 PAR SHARES: 600.00	SOLD 09-18-02 ACQUIRED 04-03-02	37,162.28	39,847.80	2,685.52-
PHILIP MORRIS COS INC COM				

The Northern Trust Company
 50 South LaSalle Street, Chicago, Illinois 60675
 (312) 630-6000

03016 ACCOUNT NO 26-05377 THE LYNDE AND HARRY BRADLEY FOUNDATION
 SS870 AAB TCM LARGE CAP VALUE

FEDERAL SCHEDULE OF GAINS AND LOSSES
 ACCOUNT TRANSACTIONS TAXABLE DURING THE PERIOD
 01-01-02 THROUGH 12-31-02

DESCRIPTION OF PROPERTY	DATE SOLD/ ACQUIRED	SALES PROCEEDS	COST BASIS	GAIN/LOSS
SHARES: 200 00	SOLD 09-20-02 ACQUIRED 02-12-02	8,606.10	10,052.48	1,446.38-
SHARES: 600.00	SOLD 09-20-02 ACQUIRED 06-27-02	25,818.30	26,070.00	251.70-
BELLSOUTH CORP , COMMON STOCK				
SHARES: 400 00	SOLD 09-27-02 ACQUIRED 10-17-01	7,828.56	15,729.04	7,900.48-
SHARES: 100 00	SOLD 09-27-02 ACQUIRED 11-16-01	1,957.14	3,996.53	2,039.39-
SBC COMMUNICATIONS INC COM				
SHARES: 400.00	SOLD 09-27-02 ACQUIRED 11-16-01	7,979.75	15,652.80	7,673.05-
SBC COMMUNICATIONS INC COM				
SHARES: 1,800.00	SOLD 09-27-02 ACQUIRED 11-15-01	36,098.62	69,197.40	33,098.78-
SHARES: 300 00	SOLD 09-27-02 ACQUIRED 02-12-02	6,016.44	10,808.25	4,791.81-
UNITED TECHNOLOGIES CORP COM				

The Northern Trust Company
 50 South LaSalle Street, Chicago, Illinois 60675
 (312) 630-6000

THE LYNDE AND HARRY BRADLEY FOUNDATION
 TCM LARGE CAP VALUE

03016 ACCOUNT NO. 26-05377
 AAB SS870

FEDERAL SCHEDULE OF GAINS AND LOSSES
 ACCOUNT TRANSACTIONS TAXABLE DURING THE PERIOD
 01-01-02 THROUGH 12-31-02

DESCRIPTION OF PROPERTY	DATE SOLD/ ACQUIRED	SALES PROCEEDS	COST BASIS	GAIN/LOSS
SHARES, BELLSOUTH CORP, COMMON STOCK	SOLD 09-27-02 ACQUIRED 09-28-01	28,447.99	23,456.30	4,991.69
SHARES, BELLSOUTH CORP, COMMON STOCK	SOLD 09-30-02 ACQUIRED 11-15-01	30,105.81	62,671.52	32,565.71-
SHARES, BELLSOUTH CORP, COMMON STOCK	SOLD 09-30-02 ACQUIRED 02-12-02	8,937.66	18,567.75	9,630.09-
SHARES, BELLSOUTH CORP, COMMON STOCK	SOLD 09-30-02 ACQUIRED 02-13-02	470.40	976.17	505.77-
SHARES, BELLSOUTH CORP, COMMON STOCK	SOLD 09-30-02 ACQUIRED 10-17-01	5,578.57	11,796.78	6,218.21-
SHARES, BELLSOUTH CORP, COMMON STOCK	SOLD 09-30-02 ACQUIRED 11-15-01	3,719.04	7,833.94	4,114.90-
SHARES, BELLSOUTH CORP, COMMON STOCK	SOLD 10-01-02 ACQUIRED 10-26-01	7,119.51	13,942.38	6,822.87-
SHARES, BELLSOUTH CORP, COMMON STOCK	SOLD 10-01-02 ACQUIRED 10-26-01	22,224.42	43,559.90	21,335.48-

The Northern Trust Company
 50 South LaSalle Street, Chicago, Illinois 60675
 (312) 630-6000

THE LYNDE AND HARRY BRADLEY FOUNDATION
 TCM LARGE CAP VALUE

03016 ACCOUNT NO. 26-05377
 AAB

FEDERAL SCHEDULE OF GAINS AND LOSSES
 ACCOUNT TRANSACTIONS TAXABLE DURING THE PERIOD
 01-01-02 THROUGH 12-31-02

DESCRIPTION OF PROPERTY	DATE SOLD/ ACQUIRED	SALES PROCEEDS	COST BASIS	GAIN/LOSS
SHARES;	10-01-02	1,443.14	2,825.63	1,382.49-
SHARES;	10-01-02	23,090.30	46,646.64	23,556.34-
SHARES;	10-01-02	7,696.77	15,618.76	7,921.99-
NABORS INDUSTRIES COM USD0.10				
SHARES;	10-01-02	86,156.56	102,465.00	16,308.44-
SHARES;	10-01-02	8,233.82	11,564.87	3,331.05-
TRANSOCEAN INC.				
SHARES;	10-01-02	5,544.30	7,648.50	2,104.20-
TRANSOCEAN INC.				
SHARES;	10-02-02	5,544.30	7,648.50	2,104.20-
AGILENT TECHNOLOGIES INC COM				
SHARES;	10-10-02	972.99	3,294.06	2,321.07-
SHARES;	10-10-02	90.00	3,294.06	2,321.07-

The Northern Trust Company
 50 South LaSalle Street, Chicago, Illinois 60675
 (312) 630-6000

THE LYNDE AND HARRY BRADLEY FOUNDATION
 TCM LARGE CAP VALUE

03016 ACCOUNT NO 26-05377
 AAB SS870

FEDERAL SCHEDULE OF GAINS AND LOSSES
 ACCOUNT TRANSACTIONS TAXABLE DURING THE PERIOD
 01-01-02 THROUGH 12-31-02

DESCRIPTION OF PROPERTY	DATE SOLD/ ACQUIRED	SALES PROCEEDS	COST BASIS	GAIN/LOSS
SHARES: SOLD 10-10-02	10-10-02	17,027.28	58,717.58	41,690.30-
SHARES: ACQUIRED 03-18-02	03-18-02			
AGILENT TECHNOLOGIES INC COM				
SHARES: SOLD 10-10-02	10-10-02	4,702.77	15,941.53	11,238.76-
SHARES: ACQUIRED 03-19-02	03-19-02			
AGILENT TECHNOLOGIES INC COM				
SHARES: SOLD 10-10-02	10-10-02	3,254.90	11,184.30	7,929.40-
SHARES: ACQUIRED 03-18-02	03-18-02			
AGILENT TECHNOLOGIES INC COM				
SHARES: SOLD 10-11-02	10-11-02	10,840.23	34,866.15	24,025.92-
SHARES: ACQUIRED 03-13-02	03-13-02			
AGILENT TECHNOLOGIES INC COM				
SHARES: SOLD 10-11-02	10-11-02	1,327.38	4,274.69	2,947.31-
SHARES: ACQUIRED 03-14-02	03-14-02			
AGILENT TECHNOLOGIES INC COM				
SHARES: SOLD 10-11-02	10-11-02	3,649.94	11,933.50	8,283.56-
SHARES: ACQUIRED 03-14-02	03-14-02			
NABORS INDUSTRIES COM USD0.10				
SHARES: SOLD 10-11-02	10-11-02	3,976.81	13,359.26	9,382.45-
SHARES: ACQUIRED 03-15-02	03-15-02			

The Northern Trust Company
 50 South LaSalle Street, Chicago, Illinois 60675
 (312) 630-6000

THE LYNDE AND HARRY BRADLEY FOUNDATION
 TCM LARGE CAP VALUE

FEDERAL SCHEDULE OF GAINS AND LOSSES
 ACCOUNT TRANSACTIONS TAXABLE DURING THE PERIOD
 01-01-02 THROUGH 12-31-02

03016 ACCOUNT NO 26-05377
 AAB

SS870

DESCRIPTION OF PROPERTY	DATE SOLD/ ACQUIRED	SALES PROCEEDS	COST BASIS	GAIN/LOSS
AGILENT TECHNOLOGIES INC COM	10-11-02 SOLD	84,140.18	100,947.00	16,806.82-
SHARES:	10-11-02 SOLD			
	06-25-02 ACQUIRED			
AGILENT TECHNOLOGIES INC COM	10-14-02 SOLD	920.43	3,024.10	2,103.67-
SHARES:	10-14-02 SOLD			
	03-13-02 ACQUIRED			
AGILENT TECHNOLOGIES INC COM	10-14-02 SOLD	4,547.99	14,626.88	10,078.89-
SHARES:	10-14-02 SOLD			
	03-20-02 ACQUIRED			
AGILENT TECHNOLOGIES INC COM	10-14-02 SOLD	1,624.29	5,242.46	3,618.17-
SHARES:	10-14-02 SOLD			
	03-21-02 ACQUIRED			
AGILENT TECHNOLOGIES INC COM	10-14-02 SOLD	4,818.71	15,369.28	10,550.57-
SHARES:	10-14-02 SOLD			
	03-22-02 ACQUIRED			
AGILENT TECHNOLOGIES INC COM	10-15-02 SOLD	1,142.87	3,453.77	2,310.90-
SHARES:	10-15-02 SOLD			
	03-22-02 ACQUIRED			
AGILENT TECHNOLOGIES INC COM	10-15-02 SOLD	6,857.25	20,254.14	13,396.89-
SHARES:	10-15-02 SOLD			
	03-25-02 ACQUIRED			
AGILENT TECHNOLOGIES INC COM	10-16-02 SOLD	2,251.85	6,751.38	4,499.53-
SHARES:	10-16-02 SOLD			
	03-25-02 ACQUIRED			

The Northern Trust Company
 50 South LaSalle Street, Chicago, Illinois 60675
 (312) 630-6000

THE LYNDE AND HARRY BRADLEY FOUNDATION
 TCM LARGE CAP VALUE

03016 ACCOUNT NO. 26-05377
 AAB SS870

FEDERAL SCHEDULE OF GAINS AND LOSSES
 ACCOUNT TRANSACTIONS TAXABLE DURING THE PERIOD
 01-01-02 THROUGH 12-31-02

DESCRIPTION OF PROPERTY	DATE SOLD/ ACQUIRED	SALES PROCEEDS	COST BASIS	GAIN/LOSS
SHARES;	10-16-02 SOLD	4,503.70	13,435.44	8,931.74-
SHARES;	10-16-02 SOLD	6,755.56	19,778.58	13,023.02-
SHARES;	10-16-02 ACQUIRED			
SHARES;	10-16-02 ACQUIRED	1,294.81	3,795.00	2,500.19-
SHARES;	10-16-02 SOLD	1,125.93	3,280.24	2,154.31-
SHARES;	10-16-02 ACQUIRED			
SHARES;	10-16-02 SOLD	2,082.96	5,850.88	3,767.92-
AGILENT TECHNOLOGIES INC COM				
SHARES;	10-17-02 SOLD	2,564.08	6,799.68	4,235.60-
SHARES;	10-17-02 ACQUIRED			
SHARES;	10-17-02 SOLD	8,169.26	21,463.93	13,294.67-
AGILENT TECHNOLOGIES INC COM				
SHARES;	10-17-02 SOLD	177.62	470.01	292.39-
SHARES;	10-17-02 ACQUIRED			
SHARES;	10-17-02 SOLD	1,184.11	3,078.53	1,894.42-
SHARES;	10-17-02 ACQUIRED			

The Northern Trust Company
 50 South LaSalle Street, Chicago, Illinois 60675
 (312) 630-6000

THE LYNDE AND HARRY BRADLEY FOUNDATION
 TCM LARGE CAP VALUE

03016 ACCOUNT NO 26-05377
 AAB

SS870

FEDERAL SCHEDULE OF GAINS AND LOSSES
 ACCOUNT TRANSACTIONS TAXABLE DURING THE PERIOD
 01-01-02 THROUGH 12-31-02

DESCRIPTION OF PROPERTY	DATE SOLD/ ACQUIRED	SALES PROCEEDS	COST BASIS	GAIN/LOSS
SHARES:	SOLD 10-17-02	2,190 61	5,733 15	3,542.54-
SHARES:	ACQUIRED 04-25-02			
SHARES:	SOLD 10-17-02	1,184.11	3,000 99	1,816.88-
SHARES:	ACQUIRED 04-26-02			
AGILENT TECHNOLOGIES INC COM	SOLD 10-17-02	4,736 46	11,954.84	7,218 38-
AGILENT TECHNOLOGIES INC COM	ACQUIRED 04-29-02			
SHARES:	SOLD 10-18-02	2,414.44	5,977.42	3,562 98-
AGILENT TECHNOLOGIES INC COM	ACQUIRED 04-29-02			
SHARES:	SOLD 10-18-02	1,772.57	4,483.07	2,710.50-
SHARES:	ACQUIRED 04-30-02			
SHARES:	SOLD 10-18-02	590.86	1,487 96	897 10-
SHARES:	ACQUIRED 04-30-02			
SHARES:	SOLD 10-18-02	4,726.85	11,536.72	6,809.87-
SHARES:	ACQUIRED 05-03-02			
SHARES:	SOLD 10-18-02	3,545.15	8,638.86	5,093.71-
SHARES:	ACQUIRED 05-03-02			
SHARES:	SOLD 10-18-02	4,726 85	11,445.68	6,718.83-
SHARES:	ACQUIRED 05-06-02			

The Northern Trust Company
 50 South LaSalle Street, Chicago, Illinois 60675
 (312) 630-6000

THE LYNDE AND HARRY BRADLEY FOUNDATION
 TCW LARGE CAP VALUE

03016 ACCOUNT NO 26-05377
 AAB

FEDERAL SCHEDULE OF GAINS AND LOSSES
 ACCOUNT TRANSACTIONS TAXABLE DURING THE PERIOD
 01-01-02 THROUGH 12-31-02

DESCRIPTION OF PROPERTY	DATE SOLD/ ACQUIRED	SALES PROCEEDS	COST BASIS	GAIN/LOSS
SHARES: AGILENT TECHNOLOGIES INC COM	10-18-02 SOLD	1,181.72	2,786.02	1,604.30-
SHARES: AGILENT TECHNOLOGIES INC COM	05-10-02 ACQUIRED	1,181.71	2,765.00	1,583.29-
SHARES: AGILENT TECHNOLOGIES INC COM	10-18-02 SOLD	2,363.43	5,432.18	3,068.75-
SHARES: AGILENT TECHNOLOGIES INC COM	05-28-02 ACQUIRED	2,492.36	5,432.18	2,939.82-
SHARES: AGILENT TECHNOLOGIES INC COM	10-21-02 SOLD	1,240.89	2,716.09	1,475.20-
SHARES: TRANSOCEAN INC.	10-21-02 SOLD	1,096.33	2,941.73	845.40-
SHARES: TRANSOCEAN INC	03-05-02 ACQUIRED	6,344.74	8,825.19	2,480.45-
SHARES: AGILENT TECHNOLOGIES INC COM	10-21-02 SOLD	300.00		
SHARES: AGILENT TECHNOLOGIES INC COM	03-05-02 ACQUIRED			

The Northern Trust Company
 50 South LaSalle Street, Chicago, Illinois 60675
 (312) 630-6000

03016 ACCOUNT NO 26-05377 THE LYNDE AND HARRY BRADLEY FOUNDATION
 SS870 AAB TCM LARGE CAP VALUE

FEDERAL SCHEDULE OF GAINS AND LOSSES
 ACCOUNT TRANSACTIONS TAXABLE DURING THE PERIOD
 01-01-02 THROUGH 12-31-02

DESCRIPTION OF PROPERTY	DATE SOLD/ ACQUIRED	SALES PROCEEDS	COST BASIS	GAIN/LOSS
SHARES: 600.00	SOLD 10-21-02 ACQUIRED 05-29-02	7,301.18	16,169.34	8,868.16-
SHARES: 100.00	SOLD 10-21-02 ACQUIRED 05-30-02	1,216.86	2,626.00	1,409.14-
SHARES: 500.00	SOLD 10-21-02 ACQUIRED 07-23-02	6,084.31	9,985.85	3,901.54-
AGILENT TECHNOLOGIES INC COM				
SHARES: 200.00	SOLD 10-22-02 ACQUIRED 07-23-02	2,460.92	3,994.34	1,533.42-
AGILENT TECHNOLOGIES INC COM				
SHARES: 400.00	SOLD 10-22-02 ACQUIRED 07-23-02	4,834.13	7,988.68	3,154.55-
AGILENT TECHNOLOGIES INC COM				
SHARES: 100.00	SOLD 10-22-02 ACQUIRED 07-23-02	1,219.85	1,997.17	777.32-
AGILENT TECHNOLOGIES INC COM				
SHARES: 1,100.00	SOLD 10-22-02 ACQUIRED 07-23-02	13,453.80	21,968.87	8,515.07-
AGILENT TECHNOLOGIES INC COM				
TRANSOCEAN INC.				

The Northern Trust Company
 50 South LaSalle Street, Chicago, Illinois 60675
 (312) 630-6000

THE LYNDE AND HARRY BRADLEY FOUNDATION
 TCW LARGE CAP VALUE

03016 ACCOUNT NO. 26-05377
 AAB

FEDERAL SCHEDULE OF GAINS AND LOSSES
 ACCOUNT TRANSACTIONS TAXABLE DURING THE PERIOD
 01-01-02 THROUGH 12-31-02

DESCRIPTION OF PROPERTY	DATE SOLD/ ACQUIRED	SALES PROCEEDS	COST BASIS	GAIN/LOSS
TRANSOCEAN INC. SHARES: SOLD 10-22-02 100.00 ACQUIRED 03-05-02	10-22-02 03-05-02	2,110.28	2,941.73	831.45-
AGILENT TECHNOLOGIES INC COM SHARES: SOLD 10-23-02 500.00 ACQUIRED 07-23-02	10-23-02 07-23-02	5,916.22	9,985.85	4,069.63-
AGILENT TECHNOLOGIES INC COM SHARES: SOLD 10-23-02 500.00 ACQUIRED 07-23-02	10-23-02 07-23-02	5,979.96	9,985.85	4,005.89-
CSX CORP., COMMON STOCK, #1 PAR SHARES: SOLD 10-29-02 400.00 ACQUIRED 02-12-02	10-29-02 02-12-02	10,638.35	15,526.48	4,888.13-
CSX CORP., COMMON STOCK, #1 PAR SHARES: SOLD 10-29-02 100.00 ACQUIRED 02-12-02	10-29-02 02-12-02	2,668.16	3,881.62	1,213.46-

The Northern Trust Company
 50 South LaSalle Street, Chicago, Illinois 60675
 (312) 630-6000

THE LYNDE AND HARRY BRADLEY FOUNDATION
 TCW LARGE CAP VALUE

03016 ACCOUNT NO. 26-05377
 AAB SS870

FEDERAL SCHEDULE OF GAINS AND LOSSES
 ACCOUNT TRANSACTIONS TAXABLE DURING THE PERIOD
 01-01-02 THROUGH 12-31-02

DATE SOLD/ ACQUIRED	SALES PROCEEDS	COST BASIS	GAIN/LOSS	DESCRIPTION OF PROPERTY
10-30-02 SOLD 02-12-02 ACQUIRED	11,116.86	15,526.48	4,409.62-	SHARES: 400.00 CSX CORP, COMMON STOCK, \$1 PAR
10-31-02 SOLD 02-12-02 ACQUIRED	551.58	776.32	224.94-	SHARES: 20.00 CSX CORP, COMMON STOCK, \$1 PAR
10-31-02 SOLD 02-12-02 ACQUIRED	2,220.87	3,105.30	884.43-	SHARES: 80.00 FIFTH THIRD BANCORP., COMMON STOCK, \$6.66 PAR
11-26-02 SOLD 04-04-02 ACQUIRED	79,561.70	92,747.20	13,185.50-	SHARES: 1,400.00 GLOBAL SANTA FE CORP
12-17-02 SOLD 03-04-02 ACQUIRED	2,539.92	2,998.14	458.22-	SHARES: 100.00 GLOBAL SANTA FE CORP
12-17-02 SOLD 03-04-02 ACQUIRED	4,326.36	5,096.84	770.48-	SHARES: 170.00 GLOBAL SANTA FE CORP

The Northern Trust Company
 50 South LaSalle Street, Chicago, Illinois 60675
 (312) 630-6000

THE LYNDE AND HARRY BRADLEY FOUNDATION
 TCW LARGE CAP VALUE

03016 ACCOUNT NO 26-05377 AAB

SS870

FEDERAL SCHEDULE OF GAINS AND LOSSES
 ACCOUNT TRANSACTIONS TAXABLE DURING THE PERIOD
 01-01-02 THROUGH 12-31-02

DESCRIPTION OF PROPERTY	DATE SOLD/ ACQUIRED	SALES PROCEEDS	COST BASIS	GAIN/LOSS
SHARES; GLOBAL SANTA FE CORP	12-18-02 ACQUIRED	1,378.09	1,648.98	270.89-
SHARES; GLOBAL SANTA FE CORP	12-18-02 SOLD	6,389.34	7,587.17	1,197.83-
SHARES; GLOBAL SANTA FE CORP	12-19-02 SOLD	5,760.47	6,843.33	1,082.86-
SHARES; GLOBAL SANTA FE CORP	12-23-02 SOLD	1,133.87	1,338.91	205.04-
SHARES; GLOBAL SANTA FE CORP	12-23-02 ACQUIRED	3,275.64	3,852.90	577.26-
SHARES; GLOBAL SANTA FE CORP	12-24-02 SOLD	7,119.17	8,446.75	1,327.58-
SHARES; GLOBAL SANTA FE CORP	12-27-02 SOLD	1,110.13	1,333.70	223.57-
SHARES; GLOBAL SANTA FE CORP	03-05-02 ACQUIRED			

The Northern Trust Company
 50 South LaSalle Street, Chicago, Illinois 60675
 (312) 630-6000

03016 ACCOUNT NO 26-05377 THE LYNDE AND HARRY BRADLEY FOUNDATION
 SSB70 AAB TCM LARGE CAP VALUE

FEDERAL SCHEDULE OF GAINS AND LOSSES
 ACCOUNT TRANSACTIONS TAXABLE DURING THE PERIOD
 01-01-02 THROUGH 12-31-02

DESCRIPTION OF PROPERTY	DATE SOLD/ ACQUIRED	SALES PROCEEDS	COST BASIS	GAIN/LOSS
SHARES:	SOLD 12-31-02 ACQUIRED 03-05-02	3,242.53	4,001.09	758.56-
SUB-TOTAL				
TOTAL SHORT TERM CAPITAL GAIN/LOSS-				
		3,298,852.30	3,719,941.81	421,089.51-

DESCRIPTION OF PROPERTY	DATE SOLD/ ACQUIRED	SALES PROCEEDS	COST BASIS	GAIN/LOSS	28% RATE
EXXON MOBIL CORP COM	SOLD 01-08-02 ACQUIRED 02-01-00	23,841.66	25,040.10	1,198.44-	0.00
EXXON MOBIL CORP COM	SOLD 01-08-02 ACQUIRED 02-01-00	31,652.56	33,386.80	1,734.24-	0.00
EXXON MOBIL CORP COM	SOLD 01-09-02 ACQUIRED 02-01-00	47,528.04	50,080.20	2,552.16-	0.00
LONG TERM CAPITAL GAINS AND LOSSES					

1147

The Northern Trust Company
 50 South LaSalle Street, Chicago, Illinois 60675
 (312) 630-6000

THE LYNDE AND HARRY BRADLEY FOUNDATION
 TCM LARGE CAP VALUE

FEDERAL SCHEDULE OF GAINS AND LOSSES
 ACCOUNT TRANSACTIONS TAXABLE DURING THE PERIOD
 01-01-02 THROUGH 12-31-02

03016 ACCOUNT NO. 26-05377
 AAB

SS870

DESCRIPTION OF PROPERTY	DATE SOLD/ ACQUIRED	SALES PROCEEDS	COST BASIS	GAIN/LOSS	28% RATE GAIN/LOSS
SHARES; SOUTHWEST AIRLINES CO., COMMON STOCK, #1 PAR	01-10-02 SOLD 02-01-00 ACQUIRED	31,397 52	33,386 80	1,989 28-	0 00
SHARES; EXXON MOBIL CORP COM	01-10-02 SOLD 02-01-00 ACQUIRED	35,461.77	20,458.75	15,003 02	0.00
SHARES; EXXON MOBIL CORP COM	01-10-02 SOLD 02-16-00 ACQUIRED	2,727 83	1,588.82	1,139.01	0.00
SHARES; EXXON MOBIL CORP COM	01-11-02 SOLD 02-01-00 ACQUIRED	11,781 00	12,520.05	739.05-	0 00
SHARES; SOUTHWEST AIRLINES CO., COMMON STOCK, #1 PAR	01-14-02 SOLD 02-01-00 ACQUIRED	11,620.59	12,520.05	899 46-	0 00
SHARES; MARSH & MC LENNAN CO'S INC., COMMON STOCK, #1 PAR	01-16-02 SOLD 02-01-00 ACQUIRED	5,384.91	3,147.50	2,237 41	0.00

The Northern Trust Company
 50 South LaSalle Street, Chicago, Illinois 60675
 (312) 630-6000

THE LYNDE AND HARRY BRADLEY FOUNDATION
 TCM LARGE CAP VALUE

ACCOUNT NO. 26-05377
 AAB
 SS870

FEDERAL SCHEDULE OF GAINS AND LOSSES
 ACCOUNT TRANSACTIONS TAXABLE DURING THE PERIOD
 01-01-02 THROUGH 12-31-02

PAGE 33

DATE SOLD/ ACQUIRED	SALES PROCEEDS	COST BASIS	GAIN/LOSS	28% RATE GAIN/LOSS	DESCRIPTION OF PROPERTY
01-28-02 ACQUIRED	10,212.14	9,655.00	557.14	0.00	SHARES; 100.00 CITIGROUP INC COM
01-29-02 ACQUIRED	41,867.55	39,119.39	2,748.16	0.00	SHARES; 900.00 J P MORGAN CHASE & CO COM
01-29-02 ACQUIRED	4,651.95	5,055.39	383.44-	0.00	SHARES; 100.00 MARSH & MC LENNAN CO'S INC., COMMON STOCK, #1 PAR
01-29-02 ACQUIRED	76,746.04	133,580.00	56,833.96-	0.00	SHARES; 2,400.00 TEXAS INSTRS INC COM
01-29-02 ACQUIRED	19,964.54	19,310.00	654.54	0.00	SHARES; 200.00 TYCO INTL LTD NEW COM
01-29-02 ACQUIRED	2,986.93	4,855.00	1,868.07-	0.00	SHARES; 100.00
01-29-02 ACQUIRED	11,947.74	19,936.64	7,988.90-	0.00	SHARES; 400.00

6h11

The Northern Trust Company
 50 South LaSalle Street, Chicago, Illinois 60675
 (312) 630-6000

05016 ACCOUNT NO 26-05377 THE LYNDE AND HARRY BRADLEY FOUNDATION

TCM LARGE CAP VALUE

FEDERAL SCHEDULE OF GAINS AND LOSSES
 ACCOUNT TRANSACTIONS TAXABLE DURING THE PERIOD
 01-01-02 THROUGH 12-31-02

28% RATE
 GAIN/LOSS

DATE SOLD/ ACQUIRED	SALES PROCEEDS	COST BASIS	GAIN/LOSS	28% RATE GAIN/LOSS	DESCRIPTION OF PROPERTY
01-29-02 SOLD 01-03-01 ACQUIRED	39,659 68	61,887.43	22,227 75-	0.00	SHARES; TYCO INTL LTD NEW COM
01-29-02 SOLD 01-03-01 ACQUIRED	7,389 89	11,252.26	3,862.37-	0.00	SHARES; CITIGROUP INC COM
01-30-02 SOLD 02-01-00 ACQUIRED	18,612.52	17,386.39	1,226.13	0.00	SHARES; J P MORGAN CHASE & CO COM
01-30-02 SOLD 02-01-00 ACQUIRED	7,874 88	13,914.58	6,039.70-	0.00	SHARES; J P MORGAN CHASE & CO COM
01-30-02 SOLD 02-01-00 ACQUIRED	30,554.54	32,062.43	1,507.89-	0.00	SHARES; CITIGROUP INC COM
01-30-02 SOLD 12-19-00 ACQUIRED	12,599 81	18,191.48	5,591.67-	0.00	SHARES; J P MORGAN CHASE & CO COM
01-31-02 SOLD 02-01-00 ACQUIRED	14,119.67	13,039.80	1,079.87	0.00	SHARES; CITIGROUP INC COM

The Northern Trust Company
 50 South LaSalle Street, Chicago, Illinois 60675
 (312) 630-6000

THE LYNDE AND HARRY BRADLEY FOUNDATION
 TCM LARGE CAP VALUE

ACCOUNT NO. 26-05377
 AAB
 SS870

FEDERAL SCHEDULE OF GAINS AND LOSSES
 ACCOUNT TRANSACTIONS TAXABLE DURING THE PERIOD
 01-01-02 THROUGH 12-31-02

PAGE 35

DATE SOLD/ ACQUIRED	SALES PROCEEDS	COST BASIS	GAIN/LOSS	28% RATE GAIN/LOSS	DESCRIPTION OF PROPERTY
01-31-02 SOLD	4,667 53	4,627 57	39 96	0 00	SHARES, MARSH & MC LENNAN CO'S INC, COMMON STOCK, #1 PAR
02-01-00 ACQUIRED				0 00	SHARES, CITIGROUP INC COM
01-31-02 SOLD	12,335.61	11,505.00	830.61	0.00	SHARES, CITIGROUP INC COM
03-15-00 ACQUIRED				0.00	SHARES, CITIGROUP INC COM
01-31-02 SOLD	9,994 85	9,655 00	339 85	0 00	SHARES, CITIGROUP INC COM
02-01-00 ACQUIRED				0 00	SHARES, CITIGROUP INC COM
02-01-02 SOLD	32,485 60	30,426 19	2,059.41	0.00	SHARES, CITIGROUP INC COM
02-01-00 ACQUIRED				0.00	SHARES, CITIGROUP INC COM
02-04-02 SOLD	58,549.69	56,505 78	2,043.91	0.00	SHARES, CITIGROUP INC COM
02-01-00 ACQUIRED				0.00	SHARES, CITIGROUP INC COM
02-05-02 SOLD	57,588.74	56,505.78	1,082 96	0 00	SHARES, CITIGROUP INC COM
02-01-00 ACQUIRED				0 00	SHARES, CITIGROUP INC COM

1511

The Northern Trust Company
 50 South LaSalle Street, Chicago, Illinois 60675
 (312) 630-6000

THE LYNDE AND HARRY BRADLEY FOUNDATION
 TCW LARGE CAP VALUE

03016 ACCOUNT NO. 26-05377
 AAB

FEDERAL SCHEDULE OF GAINS AND LOSSES
 ACCOUNT TRANSACTIONS TAXABLE DURING THE PERIOD
 01-01-02 THROUGH 12-31-02

28% RATE
 GAIN/LOSS

DATE SOLD/ ACQUIRED	SALES PROCEEDS	COST BASIS	GAIN/LOSS	28% RATE GAIN/LOSS	DESCRIPTION OF PROPERTY
02-06-02 ACQUIRED	44,333 13	43,465 98	867.15	0 00	CITIGROUP INC COM SHARES: 1,000 00 SOLD
02-07-02 SOLD	13,379 79	13,039.80	339.99	0.00	CITIGROUP INC COM SHARES: 300 00 ACQUIRED
02-08-02 SOLD	4,513.93	4,346.60	167.33	0.00	CITIGROUP INC COM SHARES: 100 00 SOLD
02-11-02 SOLD	4,504 93	4,346.60	158.33	0.00	CITIGROUP INC COM SHARES: 100.00 SOLD
02-12-02 SOLD	9,083.26	8,693.20	390.06	0.00	CITIGROUP INC COM SHARES: 200.00 ACQUIRED
02-13-02 SOLD	4,540 22	4,346 60	193 62	0.00	CITIGROUP INC COM SHARES: 100.00 ACQUIRED

2511

The Northern Trust Company
 50 South LaSalle Street, Chicago, Illinois 60675
 (312) 630-6000

03016 ACCOUNT NO. 26-05377 THE LYNDE AND HARRY BRADLEY FOUNDATION
 SS870 AAB TCM LARGE CAP VALUE

FEDERAL SCHEDULE OF GAINS AND LOSSES
 ACCOUNT TRANSACTIONS TAXABLE DURING THE PERIOD
 01-01-02 THROUGH 12-31-02

DESCRIPTION OF PROPERTY	DATE SOLD/ ACQUIRED	SALES PROCEEDS	COST BASIS	GAIN/LOSS	20% RATE GAIN/LOSS
SHARES; FHLMC COM	02-19-02 SOLD 02-01-00 ACQUIRED	37,920.28	38,684.72	764.44-	0.00
CITIGROUP INC COM	02-19-02 SOLD 02-01-00 ACQUIRED	34,690.72	35,207.45	516.73-	0.00
SHARES; FHLMC COM	02-21-02 SOLD 02-01-00 ACQUIRED	12,317.15	9,960.00	2,357.15	0.00
FNMA COM STOCK	02-21-02 SOLD 03-10-00 ACQUIRED	53,222.37	34,991.25	18,231.12	0.00
SHARES; CITIGROUP INC COM	02-22-02 SOLD 02-01-00 ACQUIRED	46,058.39	47,812.58	1,754.19-	0.00
SHARES; FHLMC COM	02-22-02 SOLD 02-01-00 ACQUIRED	12,376.81	9,960.00	2,416.81	0.00
SHARES; FHLMC COM	02-22-02 SOLD 02-01-00 ACQUIRED				

The Northern Trust Company
 50 South LaSalle Street, Chicago, Illinois 60675
 (312) 630-6000

03016 ACCOUNT NO. 26-05377
 AAB THE LYNDE AND HARRY BRADLEY FOUNDATION
 SS870 TCM LARGE CAP VALUE

FEDERAL SCHEDULE OF GAINS AND LOSSES
 ACCOUNT TRANSACTIONS TAXABLE DURING THE PERIOD
 01-01-02 THROUGH 12-31-02

DATE SOLD/ ACQUIRED SALES PROCEEDS COST BASIS GAIN/LOSS 28% RATE

DESCRIPTION OF PROPERTY	DATE SOLD/ ACQUIRED	SALES PROCEEDS	COST BASIS	GAIN/LOSS	28% RATE
FHLMC COM SHARES: 410.00	SOLD 02-22-02 ACQUIRED 02-01-00	25,193.83	20,418.00	4,775.83	0.00
FHLMC COM SHARES: 390.00	SOLD 02-22-02 ACQUIRED 02-01-00	24,057.40	19,422.00	4,635.40	0.00
FHLMC COM SHARES: 1,300.00	SOLD 03-06-02 ACQUIRED 02-01-00	84,396.29	64,740.00	19,656.29	0.00
SBC COMMUNICATIONS INC COM SHARES: 200.00	SOLD 04-01-02 ACQUIRED 07-06-00	7,313.77	9,056.88	1,743.11-	0.00
SBC COMMUNICATIONS INC COM SHARES: 1,000.00	SOLD 04-02-02 ACQUIRED 07-06-00	36,725.49	45,284.40	8,558.91-	0.00
NOVELLUS SYS INC COM SHARES: 1,100.00	SOLD 04-03-02 ACQUIRED 12-27-00	56,680.63	40,134.05	16,546.58	0.00
PRAXAIR INC COMMON STOCK					

HS11

The Northern Trust Company
 50 South LaSalle Street, Chicago, Illinois 60675
 (312) 630-6000

THE LYNDE AND HARRY BRADLEY FOUNDATION
 TCM LARGE CAP VALUE

FEDERAL SCHEDULE OF GAINS AND LOSSES
 ACCOUNT TRANSACTIONS TAXABLE DURING THE PERIOD
 01-01-02 THROUGH 12-31-02

28% RATE
 GAIN/LOSS

0 00

GAIN/LOSS

1,745 54

#REGORG STILLWELL FINL INC N/C TO JANUS
 CAP GROUP INC 2000928 EFF 1/2/03

0 00

1,745 54

SHARES: 100 00
 SOLD 04-03-02
 ACQUIRED 12-19-00

0 00

7,192 69-

SHARES: 400 00
 SOLD 04-03-02
 ACQUIRED 01-29-01

0 00

10,988.48-

SHARES: 600.00
 SOLD 04-03-02
 ACQUIRED 01-29-01

0 00

44,857.03-

SHARES: 2,400 00
 SOLD 04-03-02
 ACQUIRED 01-30-01

0 00

12,038.12-

SHARES: 600 00
 SOLD 04-03-02
 ACQUIRED 01-31-01

0 00

5,892.11-

SHARES: 500.00
 SOLD 04-03-02
 ACQUIRED 02-20-01

NOVELLUS SYS INC COM

0 00

4,846 91

SHARES: 300.00
 SOLD 04-04-02
 ACQUIRED 12-19-00

0 00

9,319.12

SHARES: 600.00
 SOLD 04-04-02
 ACQUIRED 03-01-01

PRAXAIR INC COMMON STOCK

5511

The Northern Trust Company
 50 South LaSalle Street, Chicago, Illinois 60675
 (312) 630-6000

03016 ACCOUNT NO. 26-05377 THE LYNDE AND HARRY BRADLEY FOUNDATION
 SS870 AAB TCM LARGE CAP VALUE

FEDERAL SCHEDULE OF GAINS AND LOSSES
 ACCOUNT TRANSACTIONS TAXABLE DURING THE PERIOD
 01-01-02 THROUGH 12-31-02

DATE SOLD/ ACQUIRED	SALES PROCEEDS	COST BASIS	GAIN/LOSS	28% RATE GAIN/LOSS	DESCRIPTION OF PROPERTY
04-04-02 SOLD 12-19-00 ACQUIRED	22,703 67	16,520 00	6,183 67	0.00	SBC COMMUNICATIONS INC COM SHARES; 400.00
04-04-02 SOLD 07-06-00 ACQUIRED	7,639.76	9,056.88	1,417 12-	0.00	SBC COMMUNICATIONS INC COM SHARES; 200 00
04-04-02 SOLD 07-06-00 ACQUIRED	15,241.54	18,113.76	2,872.22-	0.00	SBC COMMUNICATIONS INC COM SHARES; 400.00
04-04-02 SOLD 07-06-00 ACQUIRED	3,824.88	4,528.44	703.56-	0.00	SBC COMMUNICATIONS INC COM SHARES; 100.00
04-04-02 SOLD 03-16-00 ACQUIRED	29,236.23	23,113 68	6,122 55	0.00	PRAXAIR INC COMMON STOCK SHARES; 400 00
04-05-02 SOLD 12-13-00 ACQUIRED	11,485 49	7,916.16	3,569.33	0.00	PRAXAIR INC COMMON STOCK SHARES; 200.00
04-05-02 SOLD 12-19-00 ACQUIRED	17,228.24	12,390.00	4,838.24	0.00	PRAXAIR INC COMMON STOCK SHARES; 300.00

The Northern Trust Company
 50 South LaSalle Street, Chicago, Illinois 60675
 (312) 630-6000

THE LYNDE AND HARRY BRADLEY FOUNDATION
 TCM LARGE CAP VALUE

ACCOUNT NO. 26-05377
 AAB
 SS870

FEDERAL SCHEDULE OF GAINS AND LOSSES
 ACCOUNT TRANSACTIONS TAXABLE DURING THE PERIOD
 01-01-02 THROUGH 12-31-02

PAGE 41

DESCRIPTION OF PROPERTY	DATE SOLD/ ACQUIRED	SALES PROCEEDS	COST BASIS	GAIN/LOSS	28% RATE GAIN/LOSS
SHARES: 300.00	SOLD 04-05-02 ACQUIRED 12-19-00	17,139.23	12,390.00	4,749.23	0.00
SBC COMMUNICATIONS INC COM					
SHARES: 500.00	SOLD 04-05-02 ACQUIRED 07-06-00	18,839.63	22,642.20	3,802.57-	0.00
SBC COMMUNICATIONS INC COM					
SHARES: 100.00	SOLD 04-08-02 ACQUIRED 07-06-00	3,644.33	4,528.44	884.11-	0.00
SBC COMMUNICATIONS INC COM					
SHARES: 1,300.00	SOLD 04-08-02 ACQUIRED 07-07-00	47,376.29	57,586.75	10,210.46-	0.00
SBC COMMUNICATIONS INC COM					
SHARES: 100.00	SOLD 04-08-02 ACQUIRED 03-13-01	3,644.33	4,405.00	760.67-	0.00
SBC COMMUNICATIONS INC COM					
SHARES: 2,300.00	SOLD 04-09-02 ACQUIRED 01-10-01	34,383.96	40,556.11	6,172.15-	0.00
SBC COMMUNICATIONS INC COM					
SHARES: 1,800.00	SOLD 04-09-02 ACQUIRED 03-13-01	63,263.05	79,290.00	16,026.95-	0.00
SBC COMMUNICATIONS INC COM					

#REORG/AT&T CORP REV SPLIT TO AT&T CORP
 NEW SEC #2000829 EFF 11/18/02

LS11

The Northern Trust Company
 50 South LaSalle Street, Chicago, Illinois 60675
 (312) 630-6000

THE LYNDE AND HARRY BRADLEY FOUNDATION
 TCM LARGE CAP VALUE

03016 ACCOUNT NO 26-05377
 AAB SS870

FEDERAL SCHEDULE OF GAINS AND LOSSES
 ACCOUNT TRANSACTIONS TAXABLE DURING THE PERIOD
 01-01-02 THROUGH 12-31-02

PAGE 42

DATE SOLD/ ACQUIRED	SALES PROCEEDS	COST BASIS	GAIN/LOSS	28% RATE GAIN/LOSS	DESCRIPTION OF PROPERTY
04-10-02 SOLD 01-10-01 ACQUIRED	31,349 05	38,792.80	7,443.75-	0 00	MC DONALDS CORP. COMMON STOCK, NO PAR SHARES; SOLD 04-10-02 2,200 00 ACQUIRED 01-10-01
04-16-02 SOLD 06-09-00 ACQUIRED	24,709.47	29,989.44	5,279.97-	0.00	MC DONALDS CORP. COMMON STOCK, NO PAR SHARES; SOLD 04-16-02 900.00 ACQUIRED 06-09-00
04-16-02 SOLD 03-16-00 ACQUIRED	13,724.58	16,700.00	2,975.42-	0.00	MC DONALDS CORP. COMMON STOCK, NO PAR SHARES; SOLD 04-16-02 500.00 ACQUIRED 03-16-00
04-17-02 SOLD 06-09-00 ACQUIRED	16,300 91	19,992.96	3,692 05-	0.00	MC DONALDS CORP. COMMON STOCK, NO PAR SHARES; SOLD 04-17-02 600.00 ACQUIRED 06-09-00
04-17-02 SOLD 12-19-00 ACQUIRED	21,734.54	26,436 56	4,702.02-	0.00	CLEAR CHANNEL COMMUNICATIONS INC COM SHARES; SOLD 04-17-02 800.00 ACQUIRED 12-19-00
04-10-02 SOLD 01-10-01 ACQUIRED	83,413.08	102,271.93	18,858 85-	0 00	#REORG/ATLT CORP REV SPLIT TO ATLT CORP NEW SEC #2000829 EFF 11/18/02 SHARES; SOLD 04-10-02 5,800 00 ACQUIRED 01-10-01

8511

The Northern Trust Company
 50 South LaSalle Street, Chicago, Illinois 60675
 (312) 630-6000

THE LYNDE AND HARRY BRADLEY FOUNDATION
 TCM LARGE CAP VALUE

ACCOUNT NO 26-05377
 AAB
 SS870

FEDERAL SCHEDULE OF GAINS AND LOSSES
 ACCOUNT TRANSACTIONS TAXABLE DURING THE PERIOD
 01-01-02 THROUGH 12-31-02

DESCRIPTION OF PROPERTY ACQUIRED SALES PROCEEDS COST BASIS GAIN/LOSS 28% RATE

SHARES:	400.00	04-29-02	18,489.32	22,354.52	3,865.20-	0.00
ACQUIRED		10-27-00				
SHARES:	600.00	04-29-02	27,733.98	34,395.84	6,661.86-	0.00
ACQUIRED		02-14-01				
SHARES:	850.00	04-29-02	15,470.81	8,917.92	6,552.89	0.00
ACQUIRED		02-01-00				
SHARES:	1,250.00	04-30-02	22,797.69	13,114.58	9,683.11	0.00
ACQUIRED		02-01-00				
#REGORG STILLWELL FINL INC N/C TO JANUS CAP GROUP INC 2000928 EFF 1/2/03						
SHARES:	300.00	04-30-02	6,415.63	10,774.05	4,358.42-	0.00
ACQUIRED		02-20-01				
CLEAR CHANNEL COMMUNICATIONS INC COM						
SHARES:	600.00	05-01-02	28,373.14	33,531.78	5,158.64-	0.00
ACQUIRED		10-27-00				
SOUTHWEST AIRLINES CO., COMMON STOCK, #1						
SHARES:	1,250.00	04-30-02	22,797.69	13,114.58	9,683.11	0.00
ACQUIRED		02-01-00				
SOUTHWEST AIRLINES CO., COMMON STOCK, #1						
SHARES:	850.00	04-29-02	15,470.81	8,917.92	6,552.89	0.00
ACQUIRED		02-01-00				
SOUTHWEST AIRLINES CO., COMMON STOCK, #1						
SHARES:	600.00	04-29-02	27,733.98	34,395.84	6,661.86-	0.00
ACQUIRED		02-14-01				
SOUTHWEST AIRLINES CO., COMMON STOCK, #1						
SHARES:	400.00	04-29-02	18,489.32	22,354.52	3,865.20-	0.00
ACQUIRED		10-27-00				

The Northern Trust Company
 50 South LaSalle Street, Chicago, Illinois 60675
 (312) 630-6000

THE LYNDE AND HARRY BRADLEY FOUNDATION
 TCM LARGE CAP VALUE

05016 ACCOUNT NO 26-05377
 AAB

FEDERAL SCHEDULE OF GAINS AND LOSSES
 ACCOUNT TRANSACTIONS TAXABLE DURING THE PERIOD
 01-01-02 THROUGH 12-31-02

DATE SOLD/ ACQUIRED SALES PROCEEDS COST BASIS GAIN/LOSS 28% RATE

DESCRIPTION OF PROPERTY	DATE SOLD/ ACQUIRED	SALES PROCEEDS	COST BASIS	GAIN/LOSS	28% RATE
SHARES: SOLD 05-01-02 1,200.00 ACQUIRED 02-01-00	05-01-02	21,602.70	12,590.00	9,012.70	0.00
*REGORG STILLWELL FINL INC N/C TO JANUS CAP GROUP INC 2000928 EFF 1/2/03					
SHARES: SOLD 05-01-02 600.00 ACQUIRED 02-20-01	05-01-02	12,570.04	21,548.10	8,978.06-	0.00
SHARES: SOLD 05-01-02 100.00 ACQUIRED 03-29-01	05-01-02	2,095.00	2,613.58	518.58-	0.00
SHARES: SOLD 05-01-02 200.00 ACQUIRED 04-02-01	05-01-02	4,190.02	5,317.30	1,127.28-	0.00
SHARES: SOLD 05-01-02 700.00 ACQUIRED 04-18-01	05-01-02	14,665.04	23,713.97	9,048.93-	0.00
*REGORG STILLWELL FINL INC N/C TO JANUS CAP GROUP INC 2000928 EFF 1/2/03					
SHARES: SOLD 05-02-02 100.00 ACQUIRED 03-29-01	05-02-02	2,104.60	2,613.58	508.98-	0.00
*REGORG STILLWELL FINL INC N/C TO JANUS CAP GROUP INC 2000928 EFF 1/2/03					
SHARES: SOLD 05-03-02 100.00 ACQUIRED 03-29-01	05-03-02	2,090.78	2,613.58	522.80-	0.00
*REGORG STILLWELL FINL INC N/C TO JANUS CAP GROUP INC 2000928 EFF 1/2/03					

The Northern Trust Company
 50 South LaSalle Street, Chicago, Illinois 60675
 (312) 630-6000

03016 ACCOUNT NO 26-05377 THE LYNDE AND HARRY BRADLEY FOUNDATION
 AAB TCM LARGE CAP VALUE

FEDERAL SCHEDULE OF GAINS AND LOSSES
 ACCOUNT TRANSACTIONS TAXABLE DURING THE PERIOD
 01-01-02 THROUGH 12-31-02

DATE SOLD/ ACQUIRED SALES PROCEEDS COST BASIS

DESCRIPTION OF PROPERTY SHARES: 100.00 SOLD 05-06-02 ACQUIRED 03-29-01

#REGO STILLWELL FINL INC N/C TO JANUS CAP GROUP INC 2000928 EFF 1/2/03

SHARES: 100 00 SOLD 05-08-02 ACQUIRED 03-29-01

#REGO STILLWELL FINL INC N/C TO JANUS CAP GROUP INC 2000928 EFF 1/2/03

SHARES: 100 00 SOLD 05-08-02 ACQUIRED 03-29-01

SHARES: 200 00 SOLD 05-08-02 ACQUIRED 03-30-01

#REGO STILLWELL FINL INC N/C TO JANUS CAP GROUP INC 2000928 EFF 1/2/03

SHARES: 300.00 SOLD 05-09-02 ACQUIRED 03-30-01

VERIZON COMMUNICATIONS COM

SHARES: 1,700.00 SOLD 05-10-02 ACQUIRED 02-01-00

DISNEY WALT CO DISNEY COM COM

0.00

0.00

0.00

0.00

0.00

0.00

1911

The Northern Trust Company
 50 South LaSalle Street, Chicago, Illinois 60675
 (312) 630-6000

THE LYNDE AND HARRY BRADLEY FOUNDATION
 TCW LARGE CAP VALUE

03016 ACCOUNT NO 26-05377
 AAB

FEDERAL SCHEDULE OF GAINS AND LOSSES
 ACCOUNT TRANSACTIONS TAXABLE DURING THE PERIOD
 01-01-02 THROUGH 12-31-02

PAGE 46

28% RATE
 GAIN/LOSS

DESCRIPTION OF PROPERTY	DATE SOLD/ ACQUIRED	SALES PROCEEDS	COST BASIS	GAIN/LOSS	28% RATE GAIN/LOSS
APPLIED MATERIALS, INC., COMMON STOCK, \$.01 PAR	SOLD 05-14-02 ACQUIRED 02-01-00	19,439 89	29,040 00	9,600.11-	0.00
SHARES:					
800.00					
INTEL CORP CAPITAL STOCK \$.001 PAR	SOLD 05-16-02 ACQUIRED 12-08-00	7,754 39	6,327 62	1,426.77	0.00
SHARES:					
288.00					
NOVELLUS SYS INC COM	SOLD 05-16-02 ACQUIRED 10-31-00	3,049 41	4,525 00	1,475 59-	0 00
SHARES:					
100 00					
NOVELLUS SYS INC COM	SOLD 05-16-02 ACQUIRED 12-19-00	7,314.25	4,933.46	2,380 79	0 00
SHARES:					
143 00					
TERADYNE INC COM	SOLD 05-16-02 ACQUIRED 02-06-01	9,598.48	11,640 96	2,042.48-	0.00
SHARES:					
300.00					
APPLIED MATERIALS, INC, COMMON STOCK, \$.01 PAR	SOLD 05-17-02 ACQUIRED 12-08-00	32,723 13	26,628.73	6,094.40	0.00
SHARES:					
1,212.00					
INTEL CORP CAPITAL STOCK \$.001 PAR					

-2911

The Northern Trust Company
 50 South LaSalle Street, Chicago, Illinois 60675
 (312) 630-6000

THE LYNDE AND HARRY BRADLEY FOUNDATION
 TCM LARGE CAP VALUE

03016 ACCOUNT NO. 26-05377
 AAB

SS870

FEDERAL SCHEDULE OF GAINS AND LOSSES
 ACCOUNT TRANSACTIONS TAXABLE DURING THE PERIOD
 01-01-02 THROUGH 12-31-02

PAGE 47

28X RATE
 GAIN/LOSS

DESCRIPTION OF PROPERTY	DATE SOLD/ ACQUIRED	SALES PROCEEDS	COST BASIS	GAIN/LOSS	28X RATE
SHARES: 1,000.00	SOLD 05-17-02 ACQUIRED 10-13-00	31,004 46	39,694 60	8,690 14-	0.00
NOVELLUS SYS INC COM					
SHARES: 257 00	SOLD 05-17-02 ACQUIRED 12-19-00	13,170 85	8,866 42	4,304 43	0.00
TERADYNE INC COM					
SHARES: 600.00	SOLD 05-17-02 ACQUIRED 12-22-00	30,749 07	20,040 54	10,708 53	0.00
APPLIED MATERIALS, INC., COMMON STOCK, \$.01 PAR					
SHARES: 1,100 00	SOLD 05-17-02 ACQUIRED 02-06-01	34,648 51	42,683 52	8,035 01-	0.00
INTEL CORP CAPITAL STOCK \$.001 PAR					
SHARES: 900 00	SOLD 05-21-02 ACQUIRED 12-08-00	23,698 71	19,773 81	3,924 90	0 00
SHARES: 300.00	SOLD 05-21-02 ACQUIRED 12-19-00	7,899 57	6,337 50	1,562 07	0 00

1163

The Northern Trust Company
 50 South LaSalle Street, Chicago, Illinois 60675
 (312) 630-6000

THE LYNDE AND HARRY BRADLEY FOUNDATION
 TCM LARGE CAP VALUE

03016 ACCOUNT NO 26-05377
 AAB

FEDERAL SCHEDULE OF GAINS AND LOSSES
 ACCOUNT TRANSACTIONS TAXABLE DURING THE PERIOD
 01-01-02 THROUGH 12-31-02

PAGE 48

DATE SOLD/ ACQUIRED	SALES PROCEEDS	COST BASIS	GAIN/LOSS	28% RATE GAIN/LOSS	DESCRIPTION OF PROPERTY
05-21-02 ACQUIRED 10-13-00	29,221.21	39,694.60	10,473.39-	0.00	MORGAN STANLEY SHARES: 1,000.00
05-21-02 SOLD 02-01-00	97,001.47	128,225.00	31,223.53-	0.00	NOVELLUS SYS INC COM SHARES: 2,000.00
05-21-02 SOLD 12-19-00	2,468.95	1,636.47	832.48	0.00	SHARES: 50.00
05-21-02 SOLD 12-22-00	9,875.82	6,680.18	3,195.64	0.00	SHARES: 200.00
05-21-02 SOLD 12-26-00	14,813.73	9,923.88	4,889.85	0.00	SHARES: 300.00
05-21-02 SOLD 02-06-01	3,008.62	3,880.32	871.70-	0.00	TERADYNE INC COM SHARES: 100.00
05-21-02 SOLD 02-07-01	30,086.19	37,215.90	7,129.71-	0.00	UNITED TECHNOLOGIES CORP COM SHARES: 1,000.00

11911

The Northern Trust Company
 50 South LaSalle Street, Chicago, Illinois 60675
 (312) 630-6000

THE LYNDE AND HARRY BRADLEY FOUNDATION
 TCM LARGE CAP VALUE

ACCOUNT NO. 26-05377
 AAB SS870

FEDERAL SCHEDULE OF GAINS AND LOSSES
 ACCOUNT TRANSACTIONS TAXABLE DURING THE PERIOD
 01-01-02 THROUGH 12-31-02

PAGE 49

DATE SOLD/ ACQUIRED	SALES PROCEEDS	COST BASIS	GAIN/LOSS	28% RATE GAIN/LOSS	DESCRIPTION OF PROPERTY
05-22-02 ACQUIRED 03-16-00	40,951.22	34,670.52	6,280.70	0.00	SHARES: TERADYNE INC COM
06-13-02 ACQUIRED 02-07-01	15,620.71	22,329.54	6,708.83-	0.00	SHARES: TERADYNE INC COM
06-13-02 SOLD 02-07-01	7,810.35	10,724.34	2,913.99-	0.00	SHARES: TERADYNE INC COM
06-13-02 SOLD 02-07-01	28,407.41	39,322.58	10,915.17-	0.00	SHARES: TERADYNE INC COM
06-14-02 SOLD 02-07-01	648.78	893.70	244.92-	0.00	SHARES: TERADYNE INC COM
06-14-02 SOLD 02-07-01	1,911.74	2,681.08	769.34-	0.00	SHARES: TERADYNE INC COM
06-14-02 SOLD 03-01-01	10,195.93	11,935.12	1,739.19-	0.00	SHARES:

5911

The Northern Trust Company
 50 South LaSalle Street, Chicago, Illinois 60675
 (312) 630-6000

THE LYNDE AND HARRY BRADLEY FOUNDATION
 TCW LARGE CAP VALUE

03016 ACCOUNT NO. 26-05377
 AAB SS870

FEDERAL SCHEDULE OF GAINS AND LOSSES
 ACCOUNT TRANSACTIONS TAXABLE DURING THE PERIOD
 01-01-02 THROUGH 12-31-02

DATE SOLD/ ACQUIRED SALES PROCEEDS COST BASIS GAIN/LOSS 28% RATE

DESCRIPTION OF PROPERTY	DATE SOLD/ ACQUIRED	SALES PROCEEDS	COST BASIS	GAIN/LOSS	28% RATE
SHARES: SOLD 06-14-02 ACQUIRED 03-02-01	06-14-02	5,097.96	6,134.64	1,036.68-	0.00
SHARES: SOLD 06-14-02 ACQUIRED 04-03-01	06-14-02	25,489.83	29,632.60	4,142.77-	0.00
SHARES: SOLD 06-14-02 ACQUIRED 04-04-01	06-14-02	5,735.21	6,255.00	519.79-	0.00
TERADYNE INC COM SHARES: SOLD 06-17-02 ACQUIRED 04-04-01	06-17-02	2,021.98	2,085.00	63.02-	0.00
NOVELLUS SYS INC COM SHARES: SOLD 06-20-02 ACQUIRED 12-19-00	06-20-02	8,286.25	8,182.35	103.90	0.00
NOVELLUS SYS INC COM SHARES: SOLD 06-21-02 ACQUIRED 12-21-00	06-21-02	9,647.71	8,997.66	650.05	0.00
CLEAR CHANNEL COMMUNICATIONS INC COM SHARES: SOLD 06-27-02 ACQUIRED 10-27-00	06-27-02	14,843.60	27,943.15	13,099.55-	0.00

The Northern Trust Company
 50 South LaSalle Street, Chicago, Illinois 60675
 (312) 630-6000

THE LYNDE AND HARRY BRADLEY FOUNDATION
 TCM LARGE CAP VALUE

FEDERAL SCHEDULE OF GAINS AND LOSSES
 ACCOUNT TRANSACTIONS TAXABLE DURING THE PERIOD
 01-01-02 THROUGH 12-31-02

28% RATE
 GAIN/LOSS

DATE SOLD/ ACQUIRED	SALES PROCEEDS	COST BASIS	GAIN/LOSS	28% RATE GAIN/LOSS	DESCRIPTION OF PROPERTY
06-27-02 SOLD	5,937.44	10,435 00	4,497 56-	0.00	SHARES: 200 00 BELL SOUTH CORP., COMMON STOCK ACQUIRED 12-19-00
07-01-02 SOLD	43,629.40	63,857 50	20,228 10-	0 00	SHARES: 1,400.00 VERIZON COMMUNICATIONS COM ACQUIRED 02-01-00
07-01-02 SOLD	19,487.16	28,888.32	9,401.16-	0.00	SHARES: 500 00 BELL SOUTH CORP., COMMON STOCK ACQUIRED 02-01-00
07-02-02 SOLD	39,488 90	59,296 25	19,807 35-	0.00	SHARES: 1,300 00 VERIZON COMMUNICATIONS COM ACQUIRED 02-01-00
07-02-02 SOLD	22,503.22	34,665.98	12,162 76-	0.00	SHARES: 600.00 FMMA COM STOCK ACQUIRED 02-01-00
07-03-02 SOLD	42,718.71	29,992 50	12,726.21	0.00	SHARES: 600.00 VERIZON COMMUNICATIONS COM ACQUIRED 03-10-00

The Northern Trust Company
 50 South LaSalle Street, Chicago, Illinois 60675
 (312) 630-6000

THE LYNDE AND HARRY BRADLEY FOUNDATION
 TCM LARGE CAP VALUE

03016 ACCOUNT NO. 26-05377
 AAB

FEDERAL SCHEDULE OF GAINS AND LOSSES
 ACCOUNT TRANSACTIONS TAXABLE DURING THE PERIOD
 01-01-02 THROUGH 12-31-02

DATE SOLD/ ACQUIRED	SALES PROCEEDS	COST BASIS	GAIN/LOSS	28% RATE GAIN/LOSS	DESCRIPTION OF PROPERTY
07-03-02 SOLD	3,663.92	5,777.66	2,113.74-	0.00	SHARES: 100.00 ITT INDS INC COMMON STOCK ACQUIRED 02-01-00
07-11-02 SOLD	19,480.81	13,717.32	5,763.49	0.00	SHARES: 300.00 ITT INDS INC COMMON STOCK ACQUIRED 06-27-01
07-12-02 SOLD	13,006.49	9,074.02	3,932.47	0.00	SHARES: 200.00 ACQUIRED 06-28-01
07-12-02 SOLD	13,006.48	8,973.40	4,033.08	0.00	SHARES: 200.00 ACQUIRED 06-29-01
07-12-02 SOLD	6,503.25	4,544.74	1,958.51	0.00	SHARES: 100.00 ACQUIRED 07-03-01
07-12-02 SOLD	6,503.24	4,539.41	1,963.83	0.00	SHARES: 100.00 ACQUIRED 07-05-01
07-12-02 SOLD	6,503.24	4,495.00	2,008.24	0.00	SHARES: 100.00 ACQUIRED 07-06-01
07-12-02 SOLD	6,503.24	4,493.71	2,009.53	0.00	SHARES: 100.00 ACQUIRED 07-10-01

UNITED TECHNOLOGIES CORP COM

The Northern Trust Company
 50 South LaSalle Street, Chicago, Illinois 60675
 (312) 630-6000

03016 ACCOUNT NO. 26-05377 THE LYNDE AND HARRY BRADLEY FOUNDATION
 SS870 AAB TCM LARGE CAP VALUE

FEDERAL SCHEDULE OF GAINS AND LOSSES
 ACCOUNT TRANSACTIONS TAXABLE DURING THE PERIOD
 01-01-02 THROUGH 12-31-02

DESCRIPTION OF PROPERTY	DATE SOLD/ ACQUIRED	SALES PROCEEDS	COST BASIS	GAIN/LOSS	28% RATE GAIN/LOSS
SHARES: 500.00	SOLD 07-15-02 ACQUIRED 02-01-00	30,579.08	26,650.00	3,929.08	0.00
INCO LTD COMMON STOCK NO PAR					
SHARES: 900.00	SOLD 07-18-02 ACQUIRED 05-15-01	17,198.48	16,961.22	237.26	0.00
SHARES: 300.00	SOLD 07-18-02 ACQUIRED 05-16-01	5,732.82	5,777.61	44.79-	0.00
FHLMC COM					
SHARES: 800.00	SOLD 07-19-02 ACQUIRED 02-01-00	45,584.38	39,840.00	5,744.38	0.00
INCO LTD COMMON STOCK NO PAR					
SHARES: 500.00	SOLD 07-19-02 ACQUIRED 05-15-01	9,592.11	9,422.90	169.21	0.00
CITIGROUP INC COM					
SHARES: 100.00	SOLD 07-23-02 ACQUIRED 02-01-00	2,712.41	4,346.60	1,634.19-	0.00
CITIGROUP INC COM					
SHARES: 2,700.00	SOLD 07-23-02 ACQUIRED 02-01-00	71,100.46	117,358.15	46,257.69-	0.00
APPLIED MATERIALS, INC., COMMON STOCK, # 01 PAR					

The Northern Trust Company
 50 South LaSalle Street, Chicago, Illinois 60675
 (312) 630-6000

03016 ACCOUNT NO 26-05377
 SS870 AAB

THE LYNDE AND HARRY BRADLEY FOUNDATION
 TCM LARGE CAP VALUE

FEDERAL SCHEDULE OF GAINS AND LOSSES
 ACCOUNT TRANSACTIONS TAXABLE DURING THE PERIOD
 01-01-02 THROUGH 12-31-02

DATE SOLD/ ACQUIRED	SALES PROCEEDS	COST BASIS	GAIN/LOSS	28% RATE GAIN/LOSS	DESCRIPTION OF PROPERTY
07-23-02 SOLD 12-19-00 ACQUIRED	6,284 85	8,387.50	2,102 65-	0 00	SHARES: 400.00
07-23-02 SOLD 12-19-00 ACQUIRED	17,283.34	23,237.50	5,954.16-	0.00	SHARES: 1,100.00
07-23-02 SOLD 12-22-00 ACQUIRED	18,854.54	22,458 72	3,604.18-	0.00	SHARES: 1,200.00
07-23-02 SOLD 12-27-00 ACQUIRED	25,139.40	31,262.56	6,123 16-	0.00	SHARES: 1,600 00
07-23-02 SOLD 03-01-01 ACQUIRED	9,427.28	11,906.25	2,478.97-	0.00	SHARES: 600.00
07-31-02 SOLD 02-01-00 ACQUIRED	6,828.26	5,330 00	1,498 26	0 00	SHARES: 100 00
07-31-02 SOLD 02-01-00 ACQUIRED	6,934.79	5,330.00	1,604 79	0 00	SHARES: 100.00
07-31-02 SOLD 02-01-00 ACQUIRED	6,928.51	5,330.00	1,598.51	0.00	SHARES: 100.00

INCO LTD COMMON STOCK NO PAR

The Northern Trust Company
 50 South LaSalle Street, Chicago, Illinois 60675
 (312) 630-6000

03016 ACCOUNT NO 26-05377 THE LYNDE AND HARRY BRADLEY FOUNDATION
 SS870 AAB TCM LARGE CAP VALUE

FEDERAL SCHEDULE OF GAINS AND LOSSES
 ACCOUNT TRANSACTIONS TAXABLE DURING THE PERIOD
 01-01-02 THROUGH 12-31-02

PAGE 55

DATE SOLD/ ACQUIRED	SALES PROCEEDS	COST BASIS	GAIN/LOSS	28% RATE GAIN/LOSS	DESCRIPTION OF PROPERTY
08-05-02 SOLD 05-15-01 ACQUIRED	9,664.85	5,653.74	988.89-	0.00	SHARES: 300.00 UNITED TECHNOLOGIES CORP COM
08-05-02 SOLD 02-01-00 ACQUIRED	12,576.44	10,660.00	1,916.44	0.00	SHARES: 200.00 INCO LTD COMMON STOCK NO PAR
08-06-02 SOLD 05-10-01 ACQUIRED	9,449.35	11,233.68	1,784.33-	0.00	SHARES: 600.00 UNITED TECHNOLOGIES CORP COM
08-06-02 SOLD 05-11-01 ACQUIRED	4,724.68	5,598.84	874.16-	0.00	SHARES: 300.00 UNITED TECHNOLOGIES CORP COM
08-06-02 SOLD 05-15-01 ACQUIRED	1,574.89	1,884.58	309.69-	0.00	SHARES: 100.00 UNITED TECHNOLOGIES CORP COM
08-06-02 SOLD 02-01-00 ACQUIRED	12,948.61	10,660.00	2,288.61	0.00	SHARES: 200.00 ITT INDS INC COMMON STOCK
08-07-02 SOLD 06-29-01 ACQUIRED	6,459.17	4,486.70	1,972.47	0.00	SHARES: 100.00 INCO LTD COMMON STOCK NO PAR

171

The Northern Trust Company
 50 South LaSalle Street, Chicago, Illinois 60675
 (312) 630-6000

03016 ACCOUNT NO. 26-05377
 AAB

THE LYNDE AND HARRY BRADLEY FOUNDATION
 TCW LARGE CAP VALUE

FEDERAL SCHEDULE OF GAINS AND LOSSES
 ACCOUNT TRANSACTIONS TAXABLE DURING THE PERIOD
 01-01-02 THROUGH 12-31-02

PAGE 56

28% RATE
 GAIN/LOSS

DATE SOLD/ ACQUIRED	SALES PROCEEDS	COST BASIS	GAIN/LOSS	28% RATE GAIN/LOSS	DESCRIPTION OF PROPERTY
08-07-02 ACQUIRED 05-11-01	12,656.02	14,930.24	2,274.22-	0 00	SHARES: 800 00 SOLD
08-07-02 ACQUIRED 05-14-01	1,582.00	1,846.89	264.89-	0 00	SHARES: 100.00 SOLD
ITT INDS INC COMMON STOCK					
08-08-02 ACQUIRED 07-09-01	6,546.39	4,476.27	2,070.12	0.00	SHARES: 100 00 SOLD
BELLSOUTH CORP., COMMON STOCK					
08-14-02 ACQUIRED 02-01-00	19,306.30	36,490.00	17,183.70-	0.00	SHARES: 800 00 SOLD
08-14-02 ACQUIRED 03-15-00	4,826.57	8,930.88	4,104.31-	0.00	SHARES: 200 00 SOLD
08-14-02 ACQUIRED 07-30-01	24,132.87	41,461.10	17,328.23-	0.00	SHARES: 1,000.00 SOLD
TRAVELERS PPTY CAS CORP NEW CL B					
08-23-02 ACQUIRED 02-01-00	3,349.08	4,518.10	1,169.02-	0 00	SHARES: 209 98 SOLD
08-23-02 ACQUIRED 02-01-00	2,273.12	1,967.96	305.16	0.00	SHARES: 142 52 SOLD

1172

The Northern Trust Company
 50 South LaSalle Street, Chicago, Illinois 60675
 (312) 630-6000

THE LYNDE AND HARRY BRADLEY FOUNDATION
 TCM LARGE CAP VALUE

FEDERAL SCHEDULE OF GAINS AND LOSSES
 ACCOUNT TRANSACTIONS TAXABLE DURING THE PERIOD
 01-01-02 THROUGH 12-31-02

03016 ACCOUNT NO. 26-05377
 AAB

SS870

PAGE 57

28% RATE
 GAIN/LOSS

0.00

0.00

0.00

0.00

0.00

0.00

0.00

DESCRIPTION OF PROPERTY

SHARES: SOLD 08-23-02 35.50

ACQUIRED 03-15-00

TRAVELERS PTY CAS CORP NEW CL A

SHARES: SOLD 08-27-02 102.20

ACQUIRED 02-01-00

SHARES: SOLD 08-27-02 69.52

ACQUIRED 02-01-00

SHARES: SOLD 08-27-02 17.28

ACQUIRED 03-15-00

TRANSOCEAN INC.

SHARES: SOLD 09-09-02 600.00

ACQUIRED 05-15-01

TRANSOCEAN INC

SHARES: SOLD 09-10-02 300.00

ACQUIRED 05-14-01

SHARES: SOLD 09-10-02 200.00

ACQUIRED 05-15-01

TRANSOCEAN INC

SALES PROCEEDS COST BASIS

566.21

682.86

1,453.24

2,035.21

988.54

888.41

245.71

307.59

13,524.87

31,395.48

6,801.90

15,357.00

4,534.60

10,465.16

GAIN/LOSS

116.65-

581.97-

100.13

61.88-

18,070.61-

8,555.10-

5,930.56-

1173

The Northern Trust Company
 50 South LaSalle Street, Chicago, Illinois 60675
 (312) 630-6000

THE LYNDE AND HARRY BRADLEY FOUNDATION
 TCW LARGE CAP VALUE

03016 ACCOUNT NO. 26-05377
 AAB

FEDERAL SCHEDULE OF GAINS AND LOSSES
 ACCOUNT TRANSACTIONS TAXABLE DURING THE PERIOD
 01-01-02 THROUGH 12-31-02

DATE SOLD/ ACQUIRED	SALES PROCEEDS	COST BASIS	GAIN/LOSS	28% RATE GAIN/LOSS	DESCRIPTION OF PROPERTY
09-10-02 SOLD 05-11-01 ACQUIRED	4,507 34	9,997 00	5,489 66-	0 00	SHARES: 200 00 SOLD 09-10-02 ACQUIRED 05-11-01
09-10-02 SOLD 05-14-01 ACQUIRED	9,014 69	20,476.00	11,461 31-	0.00	SHARES: 400.00 SOLD 09-10-02 ACQUIRED 05-14-01
09-11-02 SOLD 02-01-00 ACQUIRED	11 91	9 67	2.24	0.00	TRAVELERS PPTY CAS CORP NEW CL B SHARES: 0.70 SOLD 09-11-02 ACQUIRED 02-01-00
09-11-02 SOLD 02-01-00 ACQUIRED	2 96	2 43	0.53	0 00	SHARES: 0.19 SOLD 09-11-02 ACQUIRED 02-01-00
09-11-02 SOLD 05-11-01 ACQUIRED	13,811 22	29,991.00	16,179 78-	0.00	TRANSOCEAN INC, SHARES: 600.00 SOLD 09-11-02 ACQUIRED 05-11-01
09-12-02 SOLD 02-22-01 ACQUIRED	11,070 01	23,855 65	12,785.64-	0 00	TRANSOCEAN INC SHARES: 500.00 SOLD 09-12-02 ACQUIRED 02-22-01
09-12-02 SOLD 05-11-01 ACQUIRED	8,856.01	19,994.00	11,137 99-	0.00	ITT INDS INC COMMON STOCK SHARES: 400.00 SOLD 09-12-02 ACQUIRED 05-11-01

1174

The Northern Trust Company
 50 South LaSalle Street, Chicago, Illinois 60675
 (312) 630-6000

THE LYNDE AND HARRY BRADLEY FOUNDATION
 TCM LARGE CAP VALUE

03016 ACCOUNT NO. 26-05377
 AAB SS870

FEDERAL SCHEDULE OF GAINS AND LOSSES
 ACCOUNT TRANSACTIONS TAXABLE DURING THE PERIOD
 01-01-02 THROUGH 12-31-02

DATE SOLD/
 SALES PROCEEDS COST BASIS GAIN/LOSS 28% RATE

DESCRIPTION OF PROPERTY	DATE SOLD/ SALES PROCEEDS	COST BASIS	GAIN/LOSS	28% RATE
TRANSOCCAN INC. SHARES:	09-13-02 SOLD 13,360.27	8,923.20	4,437.07	0.00
TRANSOCCAN INC. SHARES:	09-13-02 SOLD 100.00	4,475.47	2,204.67	0.00
TRANSOCCAN INC. SHARES:	09-13-02 SOLD 300.00	14,313.39	7,664.31	0.00
TRANSOCCAN INC. SHARES:	09-13-02 SOLD 600.00	28,626.78	15,457.18	0.00
ITT INDS INC COMMON STOCK				
TRANSOCCAN INC. SHARES:	09-16-02 SOLD 100.00	4,430.36	2,148.53	0.00
TRANSOCCAN INC. SHARES:	09-16-02 SOLD 200.00	8,910.00	4,247.78	0.00
TRANSOCCAN INC. SHARES:	09-16-02 SOLD 100.00	4,421.05	2,157.84	0.00

The Northern Trust Company
 50 South LaSalle Street, Chicago, Illinois 60675
 (312) 630-6000

THE LYNDE AND HARRY BRADLEY FOUNDATION
 TCM LARGE CAP VALUE

ACCOUNT NO. 26-05377
 SS870 AAB

FEDERAL SCHEDULE OF GAINS AND LOSSES
 ACCOUNT TRANSACTIONS TAXABLE DURING THE PERIOD
 01-01-02 THROUGH 12-31-02

DATE SOLD/
 SALES PROCEEDS
 COST BASIS
 GAIN/LOSS
 28% RATE
 GAIN/LOSS

DESCRIPTION OF PROPERTY	DATE SOLD/ ACQUIRED	SALES PROCEEDS	COST BASIS	GAIN/LOSS	28% RATE GAIN/LOSS
SHARES: SOLD 09-16-02	02-22-01	4,490.80	9,542.26	5,051.46-	0.00
SHARES: ACQUIRED	09-16-02	2,245.40	4,644.89	2,399.49-	0.00
TRANSOCEAN INC					
SHARES: SOLD 09-16-02	03-15-01	6,715.71	13,934.67	7,218.96-	0.00
SHARES: ACQUIRED	09-16-02	63,628.57	54,780.00	8,848.57	0.00
ITT INDS INC COMMON STOCK					
SHARES: SOLD 09-17-02	07-12-01	6,412.73	4,415.00	1,997.73	0.00
SHARES: ACQUIRED	09-17-02	6,412.72	4,398.00	2,014.72	0.00
SHARES: SOLD 09-17-02	07-17-01	6,412.73	4,404.00	2,008.73	0.00
SHARES: ACQUIRED	07-23-01				
TRANSOCEAN INC.					

9276

The Northern Trust Company
 50 South LaSalle Street, Chicago, Illinois 60675
 (312) 630-6000

03016 ACCOUNT NO 26-05377 THE LYNDE AND HARRY BRADLEY FOUNDATION
 SS870 AAB TCW LARGE CAP VALUE

FEDERAL SCHEDULE OF GAINS AND LOSSES
 ACCOUNT TRANSACTIONS TAXABLE DURING THE PERIOD
 01-01-02 THROUGH 12-31-02

PAGE 61

28% RATE
 GAIN/LOSS

DATE SOLD/ ACQUIRED	SALES PROCEEDS	COST BASIS	GAIN/LOSS	28% RATE GAIN/LOSS	DESCRIPTION OF PROPERTY
09-17-02 SOLD 03-15-01 ACQUIRED	21,948.53	46,448.90	24,500.37-	0.00	SHARES: FORD MTR CO DEL COM PAR \$0.01
09-18-02 SOLD 02-01-00 ACQUIRED	8,090.02	22,062.14	13,972.12-	0.00	SHARES: ITT INDS INC COMMON STOCK
09-18-02 SOLD 12-19-00 ACQUIRED	8,901.00	21,479.94	12,578.94-	0.00	SHARES: ITT INDS INC COMMON STOCK
09-18-02 SOLD 07-13-01 ACQUIRED	6,244.75	4,590.00	1,854.75	0.00	SHARES: TRANSOCEAN INC.
09-18-02 SOLD 07-30-01 ACQUIRED	6,244.75	4,385.28	1,859.47	0.00	SHARES: TRANSOCEAN INC.
09-18-02 SOLD 08-14-01 ACQUIRED	12,489.50	8,779.74	3,709.76	0.00	SHARES: TRANSOCEAN INC.
09-18-02 SOLD 12-19-00 ACQUIRED	2,175.55	4,498.75	2,323.20-	0.00	SHARES: TRANSOCEAN INC.
09-18-02 SOLD 03-15-01 ACQUIRED	8,702.22	18,579.56	9,877.34-	0.00	SHARES: TRANSOCEAN INC.

1177

The Northern Trust Company
 50 South LaSalle Street, Chicago, Illinois 60675
 (312) 630-6000

THE LYNDE AND HARRY BRADLEY FOUNDATION
 TCW LARGE CAP VALUE

03016 ACCOUNT NO. 26-05377
 AAB SS870

FEDERAL SCHEDULE OF GAINS AND LOSSES
 ACCOUNT TRANSACTIONS TAXABLE DURING THE PERIOD
 01-01-02 THROUGH 12-31-02

PAGE 62

DATE SOLD/ ACQUIRED	SALES PROCEEDS	COST BASIS	GAIN/LOSS	28% RATE GAIN/LOSS	DESCRIPTION OF PROPERTY
09-18-02 SOLD 02-01-01 ACQUIRED	6,562 30	9,933 75	3,371.45-	0 00	TRANSOCEAN INC. SHARES: 300 00
09-19-02 SOLD 03-17-00 ACQUIRED	4,249 49	8,597.24	4,347.75-	0.00	TRANSOCEAN INC. SHARES: 200 00
09-19-02 SOLD 12-19-00 ACQUIRED	2,124 74	4,498 75	2,374 01-	0 00	TRANSOCEAN INC SHARES: 100 00
09-19-02 SOLD 03-17-00 ACQUIRED	6,374.80	12,895 86	6,521 06-	0 00	TRANSOCEAN INC. SHARES: 300 00
09-19-02 SOLD 03-17-00 ACQUIRED	10,621.97	21,493 10	10,871.13-	0.00	TRANSOCEAN INC. SHARES: 500.00
09-19-02 SOLD 02-01-00 ACQUIRED	6,097 01	9,933 75	3,836.74-	0.00	TRANSOCEAN INC, SHARES: 300 00
09-20-02 SOLD 08-17-00 ACQUIRED	47,333.55	37,180.00	10,153.55	0.00	TRANSOCEAN INC SHARES: 1,100 00
					PHILIP MORRIS COS INC COM

8211

The Northern Trust Company
 50 South LaSalle Street, Chicago, Illinois 60675
 (312) 630-6000

THE LYNDE AND HARRY BRADLEY FOUNDATION
 TCM LARGE CAP VALUE

ACCOUNT NO. 26-05377
 AAB
 SS870 03016

FEDERAL SCHEDULE OF GAINS AND LOSSES
 ACCOUNT TRANSACTIONS TAXABLE DURING THE PERIOD
 01-01-02 THROUGH 12-31-02

DESCRIPTION OF PROPERTY
 ACQUIRED
 DATE SOLD/
 SALES
 PROCEEDS
 COST
 BASIS
 GAIN/LOSS
 28% RATE
 GAIN/LOSS

DESCRIPTION OF PROPERTY	ACQUIRED	DATE SOLD/ SALES	PROCEEDS	COST BASIS	GAIN/LOSS	28% RATE GAIN/LOSS
TRANSOCEAN INC. SHARES:	09-26-02 SOLD 600.00	08-10-01 ACQUIRED	13,026 56	18,029.40	5,002 84-	0.00
BELLSOUTH CORP., COMMON STOCK						
TRANSOCEAN INC. SHARES:	09-26-02 SOLD 100.00	08-10-01 ACQUIRED	2,179.93	3,004 90	824.97-	0.00
TRANSOCEAN INC. SHARES:	09-27-02 SOLD 1,000.00	07-30-01 ACQUIRED	19,571.41	41,461 10	21,889.69-	0.00
TRANSOCEAN INC. SHARES:	09-27-02 SOLD 500.00	08-13-01 ACQUIRED	10,910.92	14,919.30	4,008 38-	0.00
TRANSOCEAN INC. SHARES:	09-27-02 SOLD 100.00	08-10-01 ACQUIRED	2,160.98	3,004.90	843.92-	0.00
UNITED TECHNOLOGIES CORP COM						
VERIZON COMMUNICATIONS COM						
VERIZON COMMUNICATIONS COM SHARES:	09-27-02 SOLD 200.00	09-21-01 ACQUIRED	11,379.20	8,502.56	2,876.64	0.00

The Northern Trust Company
 50 South LaSalle Street, Chicago, Illinois 60675
 (312) 630-6000

THE LYNDE AND HARRY BRADLEY FOUNDATION
 TCM LARGE CAP VALUE

03016 ACCOUNT NO. 26-05377
 AAB

FEDERAL SCHEDULE OF GAINS AND LOSSES
 ACCOUNT TRANSACTIONS TAXABLE DURING THE PERIOD
 01-01-02 THROUGH 12-31-02

PAGE 64

28% RATE
 GAIN/LOSS

DATE SOLD/ ACQUIRED	SALES PROCEEDS	COST BASIS	GAIN/LOSS	28% RATE GAIN/LOSS	DESCRIPTION OF PROPERTY
09-27-02 SOLD	14,714.88	30,390.52	15,675.64-	0.00	SHARES; ACQUIRED 02-01-00
09-27-02 SOLD	19,582.54	33,853.75	14,271.21-	0.00	SHARES; SOLD 09-27-02
09-27-02 SOLD	8,392.51	16,785.42	8,392.91-	0.00	SHARES; ACQUIRED 03-15-00
09-27-02 SOLD	3,412.96	6,490.58	3,077.62-	0.00	SHARES; SOLD 09-27-02
09-27-02 SOLD	13,987.52	28,470.60	14,483.08-	0.00	SHARES; ACQUIRED 10-31-00
09-27-02 SOLD	39,165.08	73,132.50	33,967.42-	0.00	SHARES; SOLD 09-27-02
09-27-02 SOLD	39,165.07	67,262.02	28,096.95-	0.00	SHARES; ACQUIRED 03-12-01
09-27-02 SOLD	11,190.03	19,180.00	7,989.97-	0.00	SHARES; SOLD 09-27-02
09-30-02 SOLD	2,098.89	2,983.86	884.97-	0.00	SHARES; ACQUIRED 08-13-01
					TRANSOCEAN INC.
					TRANSOCEAN INC.

0811

The Northern Trust Company
 50 South LaSalle Street, Chicago, Illinois 60675
 (312) 630-6000

03016 ACCOUNT NO 26-05377 THE LYNDE AND HARRY BRADLEY FOUNDATION
 SS870 AAB TCM LARGE CAP VALUE

FEDERAL SCHEDULE OF GAINS AND LOSSES
 ACCOUNT TRANSACTIONS TAXABLE DURING THE PERIOD
 01-01-02 THROUGH 12-31-02

PAGE 65

DESCRIPTION OF PROPERTY	DATE SOLD/ ACQUIRED	SALES PROCEEDS	COST BASIS	GAIN/LOSS	28% RATE GAIN/LOSS
SHARES: PHILIP MORRIS COS INC COM	SOLD 10-01-02 ACQUIRED 09-04-01	6,544 83	9,179.32	2,634 49-	0.00
SHARES: TRANSOCAN INC.	SOLD 10-02-02 ACQUIRED 09-04-01	2,985.40	4,145.50	1,160.10-	0.00
SHARES: PHILIP MORRIS COS INC COM	SOLD 10-04-02 ACQUIRED 08-18-00	58,660 31	52,280 00	6,380 31	0.00
SHARES: PHILIP MORRIS COS INC COM	SOLD 10-04-02 ACQUIRED 08-17-00	3,646 39	3,380 00	266.39	0.00
SHARES: PHILIP MORRIS COS INC COM	SOLD 10-04-02 ACQUIRED 08-18-00	10,939 17	9,802 50	1,136 67	0.00
SHARES: TRANSOCAN INC.	SOLD 10-23-02 ACQUIRED 08-30-01	8,393.46	11,724.16	3,330.70-	0.00
SHARES: TRANSOCAN INC.	SOLD 10-24-02 ACQUIRED 08-30-01	6,407.62	8,793 12	2,385 50-	0.00

1811

The Northern Trust Company
 50 South LaSalle Street, Chicago, Illinois 60675
 (312) 630-6000

THE LYNDE AND HARRY BRADLEY FOUNDATION
 TCW LARGE CAP VALUE

03016 ACCOUNT NO 26-05377 AAB

SS870

FEDERAL SCHEDULE OF GAINS AND LOSSES
 ACCOUNT TRANSACTIONS TAXABLE DURING THE PERIOD
 01-01-02 THROUGH 12-31-02

PAGE 66

DATE SOLD/
 ACQUIRED SALES PROCEEDS COST BASIS GAIN/LOSS 28% RATE

PHILIP MORRIS COS INC COM
 SHARES: 100 00 SOLD 10-25-02 08-18-00 ACQUIRED 08-18-00
 SHARES: 600.00 SOLD 10-25-02 08-21-00 ACQUIRED 08-21-00
 6,329.89 19,155.00 25,484.89

CSX CORP., COMMON STOCK, \$1 PAR
 SHARES: 300.00 SOLD 10-25-02 08-21-00 ACQUIRED 08-21-00
 3,254.91 9,577.50 12,832.41

CSX CORP., COMMON STOCK, \$1 PAR
 SHARES: 65 00 SOLD 10-31-02 06-07-01 ACQUIRED 06-07-01
 2,483.00 1,791.99

CSX CORP., COMMON STOCK, \$1 PAR
 SHARES: 200.00 SOLD 11-01-02 06-07-01 ACQUIRED 06-07-01
 7,640.00 5,668.28

CSX CORP., COMMON STOCK, \$1 PAR
 SHARES: 100 00 SOLD 11-01-02 06-07-01 ACQUIRED 06-07-01
 3,820.00 2,810.28

CSX CORP., COMMON STOCK, \$1 PAR
 SHARES: 200.00 SOLD 11-04-02 06-07-01 ACQUIRED 06-07-01
 7,640.00 5,799.96

1182

The Northern Trust Company
 50 South LaSalle Street, Chicago, Illinois 60675
 (312) 630-6000

THE LYNDE AND HARRY BRADLEY FOUNDATION
 TCM LARGE CAP VALUE

ACCOUNT NO. 26-05377
 AAB
 SS816

FEDERAL SCHEDULE OF GAINS AND LOSSES
 ACCOUNT TRANSACTIONS TAXABLE DURING THE PERIOD
 01-01-02 THROUGH 12-31-02

PAGE 67

DATE SOLD/ ACQUIRED	SALES PROCEEDS	COST BASIS	GAIN/LOSS	28% RATE GAIN/LOSS	DESCRIPTION OF PROPERTY
11-05-02 SOLD 06-07-01 ACQUIRED	2,915 17	3,820 00	904 83-	0.00	CSX CORP., COMMON STOCK, #1 PAR SHARES: 100 00
11-05-02 SOLD 06-07-01 ACQUIRED	2,912.41	3,820 00	907.59-	0.00	CSX CORP., COMMON STOCK, #1 PAR SHARES: 100 00
11-06-02 SOLD 06-07-01 ACQUIRED	5,933 18	7,640 00	1,706 82-	0.00	CSX CORP., COMMON STOCK, #1 PAR SHARES: 200.00
11-07-02 SOLD 06-07-01 ACQUIRED	2,934.29	3,820.00	885 71-	0.00	CSX CORP., COMMON STOCK, #1 PAR SHARES: 100 00
11-08-02 SOLD 06-07-01 ACQUIRED	2,910.05	3,820.00	909 95-	0.00	CSX CORP., COMMON STOCK, #1 PAR SHARES: 100 00
11-12-02 SOLD 06-07-01 ACQUIRED	2,814 32	3,820.00	1,005.68-	0.00	CSX CORP., COMMON STOCK, #1 PAR SHARES: 100.00

1183

The Northern Trust Company
 50 South LaSalle Street, Chicago, Illinois 60675
 (312) 630-6000

THE LYNDE AND HARRY BRADLEY FOUNDATION
 TCM LARGE CAP VALUE

03016 ACCOUNT NO 26-05377
 AAB

FEDERAL SCHEDULE OF GAINS AND LOSSES
 ACCOUNT TRANSACTIONS TAXABLE DURING THE PERIOD
 01-01-02 THROUGH 12-31-02

PAGE 68

DATE SOLD/ ACQUIRED	SALES PROCEEDS	COST BASIS	GAIN/LOSS	28% RATE GAIN/LOSS	DESCRIPTION OF PROPERTY
------------------------	-------------------	---------------	-----------	-----------------------	-------------------------

11-13-02 SOLD	3,355 29	4,584 00	1,228 71-	0.00	CSX CORP , COMMON STOCK, #1 PAR SHARES: 120.00
06-07-01 ACQUIRED					
11-14-02 SOLD	3,922.48	5,348.00	1,425.52-	0.00	CSX CORP., COMMON STOCK, #1 PAR SHARES: 140 00
06-07-01 ACQUIRED					
11-15-02 SOLD	2,777.60	3,820.00	1,042 40-	0 00	CSX CORP., COMMON STOCK, #1 PAR SHARES: 100.00
06-07-01 ACQUIRED					
11-18-02 SOLD	2,736.59	3,820 00	1,083 41-	0 00	CSX CORP., COMMON STOCK, #1 PAR SHARES: 100.00
06-07-01 ACQUIRED					
11-19-02 SOLD	2,737.41	3,820 00	1,082.59-	0 00	CSX CORP , COMMON STOCK, #1 PAR SHARES: 100.00
06-07-01 ACQUIRED					
11-19-02 SOLD	5,461 83	7,640 00	2,178 17-	0 00	CSX CORP , COMMON STOCK, #1 PAR SHARES: 200.00
06-07-01 ACQUIRED					

h811

The Northern Trust Company
 50 South LaSalle Street, Chicago, Illinois 60675
 (312) 630-6000

THE LYNDE AND HARRY BRADLEY FOUNDATION
 TCW LARGE CAP VALUE

03016 ACCOUNT NO 26-05377
 AAB SS870

FEDERAL SCHEDULE OF GAINS AND LOSSES
 ACCOUNT TRANSACTIONS TAXABLE DURING THE PERIOD
 01-01-02 THROUGH 12-31-02

PAGE 69

DATE SOLD/ ACQUIRED	SALES PROCEEDS	COST BASIS	GAIN/LOSS	28% RATE GAIN/LOSS	DESCRIPTION OF PROPERTY
11-20-02 SOLD 06-07-01 ACQUIRED	2,691.52	3,820.00	1,128.48-	0.00	SHARES: CSX CORP., COMMON STOCK, #1 PAR
11-21-02 SOLD 06-07-01 ACQUIRED	2,754.25	3,820.00	1,065.75-	0.00	SHARES: CSX CORP., COMMON STOCK, #1 PAR
11-22-02 SOLD 06-07-01 ACQUIRED	2,761.47	3,820.00	1,058.53-	0.00	SHARES: CSX CORP., COMMON STOCK, #1 PAR
11-22-02 SOLD 06-05-01 ACQUIRED	691.56	938.75	247.19-	0.00	SHARES: CSX CORP., COMMON STOCK, #1 PAR
11-22-02 SOLD 06-07-01 ACQUIRED	4,840.89	6,685.00	1,844.11-	0.00	SHARES: CSX CORP., COMMON STOCK, #1 PAR
11-25-02 SOLD 06-05-01 ACQUIRED	5,484.39	7,510.00	2,025.61-	0.00	SHARES: CSX CORP., COMMON STOCK, #1 PAR
11-26-02 SOLD 06-05-01 ACQUIRED	6,488.66	9,012.00	2,523.34-	0.00	SHARES: FIFTH THIRD BANCORP, COMMON STOCK, \$6.66 PAR

5811

The Northern Trust Company
 50 South LaSalle Street, Chicago, Illinois 60675
 (312) 630-6000

THE LYNDE AND HARRY BRADLEY FOUNDATION
 TCW LARGE CAP VALUE

03016 ACCOUNT NO. 26-05377
 AAB SS870

FEDERAL SCHEDULE OF GAINS AND LOSSES
 ACCOUNT TRANSACTIONS TAXABLE DURING THE PERIOD
 01-01-02 THROUGH 12-31-02

DATE SOLD/
 SALES PROCEEDS
 COST BASIS
 GAIN/LOSS
 28% RATE
 GAIN/LOSS

DATE SOLD/ SALES PROCEEDS	COST BASIS	GAIN/LOSS	28% RATE GAIN/LOSS	DESCRIPTION OF PROPERTY
11-26-02 SOLD 32,961.27 ACQUIRED 03-15-00	20,463.17	12,498.10	0.00	SHARES: CSX CORP, COMMON STOCK, #1 PAR SOLD 11-26-02 580.00 ACQUIRED 03-15-00
11-26-02 SOLD 11,365.96 ACQUIRED 12-19-00	11,675.00	309.04-	0.00	SHARES: CSX CORP, COMMON STOCK, #1 PAR SOLD 11-26-02 200.00 ACQUIRED 12-19-00
11-27-02 SOLD 976.99 ACQUIRED 06-05-01	1,314.25	337.26-	0.00	SHARES: FIFTH THIRD BANCORP, COMMON STOCK, #6.66 PAR SOLD 11-27-02 35.00 ACQUIRED 06-05-01
11-27-02 SOLD 3,907.97 ACQUIRED 06-06-01	5,229.00	1,321.03-	0.00	SHARES: FIFTH THIRD BANCORP, COMMON STOCK, #6.66 PAR SOLD 11-27-02 140.00 ACQUIRED 06-06-01
11-27-02 SOLD 35,362.34 ACQUIRED 03-15-00	21,874.43	13,467.91	0.00	SHARES: NUCOR CORP COMMON STOCK, #40 PAR SOLD 11-27-02 620.00 ACQUIRED 03-15-00
11-27-02 SOLD 33,506.66 ACQUIRED 09-24-01	25,204.62	8,302.04	0.00	SHARES: CSX CORP, COMMON STOCK, #1 PAR SOLD 11-27-02 700.00 ACQUIRED 09-24-01
11-27-02 SOLD 14,359.99 ACQUIRED 09-25-01	10,898.04	3,461.95	0.00	SHARES: CSX CORP, COMMON STOCK, #1 PAR SOLD 11-27-02 500.00 ACQUIRED 09-25-01
11-27-02 SOLD 4,786.67 ACQUIRED 10-09-01	3,704.00	1,082.67	0.00	SHARES: CSX CORP, COMMON STOCK, #1 PAR SOLD 11-27-02 100.00 ACQUIRED 10-09-01

The Northern Trust Company
 50 South LaSalle Street, Chicago, Illinois 60675
 (312) 630-6000

THE LYNDE AND HARRY BRADLEY FOUNDATION
 TCM LARGE CAP VALUE

03016 ACCOUNT NO. 26-05377
 AAB

FEDERAL SCHEDULE OF GAINS AND LOSSES
 ACCOUNT TRANSACTIONS TAXABLE DURING THE PERIOD
 01-01-02 THROUGH 12-31-02

PAGE 71

DATE SOLD/ ACQUIRED	SALES PROCEEDS	COST BASIS	GAIN/LOSS	28% RATE GAIN/LOSS	DESCRIPTION OF PROPERTY
12-02-02 ACQUIRED	4,103.92	5,602.50	1,498.58-	0.00	CSX CORP , COMMON STOCK, #1 PAR SHARES: 150 00 SOLD 12-02-02 ACQUIRED 06-06-01
12-03-02 ACQUIRED	1,666 06	2,239 10	573.04-	0.00	CSX CORP , COMMON STOCK, #1 PAR SHARES: 60.00 SOLD 12-03-02 ACQUIRED 06-01-01
12-03-02 ACQUIRED	5,831.23	7,843 50	2,012 27-	0.00	CSX CORP , COMMON STOCK, #1 PAR SHARES: 210.00 SOLD 12-03-02 ACQUIRED 06-06-01
12-04-02 ACQUIRED	3,228.57	4,291.62	1,063 05-	0.00	CSX CORP , COMMON STOCK, #1 PAR SHARES: 115.00 SOLD 12-04-02 ACQUIRED 06-01-01
12-06-02 ACQUIRED	3,824 46	5,037 98	1,213.52-	0.00	CSX CORP , COMMON STOCK, #1 PAR SHARES: 135 00 SOLD 12-06-02 ACQUIRED 06-01-01
12-09-02 ACQUIRED	3,233.41	4,291 62	1,058 21-	0.00	CSX CORP , COMMON STOCK, #1 PAR SHARES: 115.00 SOLD 12-09-02 ACQUIRED 06-01-01
12-10-02 ACQUIRED	3,074 62	4,105 02	1,030 40-	0.00	CSX CORP , COMMON STOCK, #1 PAR SHARES: 110 00 SOLD 12-10-02 ACQUIRED 06-01-01

2811

The Northern Trust Company
 50 South LaSalle Street, Chicago, Illinois 60675
 (312) 630-6000

THE LYNDE AND HARRY BRADLEY FOUNDATION
 TCM LARGE CAP VALUE

03016
 SS870

ACCOUNT NO 26-05377
 AAB

FEDERAL SCHEDULE OF GAINS AND LOSSES
 ACCOUNT TRANSACTIONS TAXABLE DURING THE PERIOD
 01-01-02 THROUGH 12-31-02

DESCRIPTION OF PROPERTY
 DATE SOLD/
 ACQUIRED
 SALES
 PROCEEDS
 COST
 BASIS
 GAIN/LOSS
 28% RATE
 GAIN/LOSS

SHARES:	SOLD	12-11-02	145.00	4,090.42	5,411.17	1,320.75-	0.00
CSX CORP., COMMON STOCK, #1 PAR	ACQUIRED	06-01-01					
SHARES:	SOLD	12-12-02	120.00	3,329.16	4,478.21	1,149.05-	0.00
CSX CORP., COMMON STOCK, #1 PAR	ACQUIRED	06-01-01					
SHARES:	SOLD	12-13-02	60.00	1,655.55	2,239.10	583.55-	0.00
CSX CORP., COMMON STOCK, #1 PAR	ACQUIRED	06-01-01					
SHARES:	SOLD	12-13-02	75.00	2,051.06	2,798.88	747.82-	0.00
MARSH & MC LENNAN CO'S INC., COMMON STOCK, #1 PAR	ACQUIRED	06-01-01					
SHARES:	SOLD	12-16-02	170.00	7,937.43	8,206.75	269.32-	0.00
MARSH & MC LENNAN CO'S INC., COMMON STOCK, #1 PAR	ACQUIRED	02-01-00					
SHARES:	SOLD	12-16-02	210.00	9,796.35	10,137.75	341.40-	0.00
MARSH & MC LENNAN CO'S INC., COMMON STOCK, #1 PAR	ACQUIRED	02-01-00					

8911

The Northern Trust Company
 50 South LaSalle Street, Chicago, Illinois 60675
 (312) 630-6000

THE LYNDE AND HARRY BRADLEY FOUNDATION
 TCM LARGE CAP VALUE

FEDERAL SCHEDULE OF GAINS AND LOSSES
 ACCOUNT TRANSACTIONS TAXABLE DURING THE PERIOD
 01-01-02 THROUGH 12-31-02

28% RATE
 GAIN/LOSS

DATE SOLD/ ACQUIRED	SALES PROCEEDS	COST BASIS	GAIN/LOSS	28% RATE GAIN/LOSS	DESCRIPTION OF PROPERTY
12-17-02 SOLD	10,339 94	10,620 50	280.56-	0.00	SHARES; MC DONALDS CORP. COMMON STOCK, NO PAR
02-01-00 ACQUIRED					
12-17-02 SOLD	19,078 46	39,828 48	20,750.02-	0.00	SHARES; MC DONALDS CORP. COMMON STOCK, NO PAR
06-12-00 ACQUIRED					
12-17-02 SOLD	4,918.00	10,203.99	5,285 99-	0.00	SHARES; MC DONALDS CORP. COMMON STOCK, NO PAR
06-12-00 ACQUIRED					
12-17-02 SOLD	9,518 71	19,815.36	10,296 65-	0.00	SHARES; MC DONALDS CORP. COMMON STOCK, NO PAR
07-26-00 ACQUIRED					
12-17-02 SOLD	31,729.04	66,091.40	34,362 36-	0.00	SHARES; MC DONALDS CORP. COMMON STOCK, NO PAR
12-19-00 ACQUIRED					
12-23-02 SOLD	1,233 17	2,633 29	1,400.12-	0.00	SHARES; MC DONALDS CORP. COMMON STOCK, NO PAR
06-12-00 ACQUIRED					
12-23-02 SOLD	6,551.22	13,756.44	7,205.22-	0.00	SHARES; MC DONALDS CORP. COMMON STOCK, NO PAR
06-13-00 ACQUIRED					
12-23-02 SOLD	10,790.24	22,789.83	11,999.59-	0.00	SHARES; MC DONALDS CORP. COMMON STOCK, NO PAR
07-26-00 ACQUIRED					

6811

The Northern Trust Company
 50 South LaSalle Street, Chicago, Illinois 60675
 (312) 630-6000

THE LYNDE AND HARRY BRADLEY FOUNDATION
 TCM LARGE CAP VALUE

03016 ACCOUNT NO. 26-05377
 AAB SS870

FEDERAL SCHEDULE OF GAINS AND LOSSES
 ACCOUNT TRANSACTIONS TAXABLE DURING THE PERIOD
 01-01-02 THROUGH 12-31-02

DATE SOLD/ ACQUIRED	SALES PROCEEDS	COST BASIS	GAIN/LOSS	28% RATE GAIN/LOSS
12-26-02 SOLD	6,608 80	13,707.14	7,098.34-	0.00
03-15-00 ACQUIRED				
12-26-02 SOLD	4,276 29	8,901.23	4,624 94-	0.00
06-13-00 ACQUIRED				
12-26-02 SOLD	4,470,372 56	5,307,573.82	837,201 26-	0.00
06-13-00 ACQUIRED				
SUB-TOTAL				
	4,470,372 56	5,307,573.82	837,201 26-	0.00
TOTAL LONG TERM CAPITAL GAIN/LOSS-				
	4,470,372 56	5,307,573.82	837,201.26-	0.00

END OF SALES SCHEDULE

The Northern Trust Company
 50 South LaSalle Street, Chicago, Illinois 60675
 (312) 630-6000

03016
 SS870
 ACCOUNT NO. 26-05377

THE LYNDE AND HARRY BRADLEY FOUNDATION
 TCM LARGE CAP VALUE

FEDERAL SCHEDULE OF GAINS AND LOSSES
 ACCOUNT TRANSACTIONS TAXABLE DURING THE PERIOD
 01-01-02 THROUGH 12-31-02

*** SUMMARY REPORT ***

SHORT TERM GAINS AND LOSSES

NET SHORT TERM CAPITAL GAINS AND LOSSES 421,089 51-

TOTAL SHORT TERM CAPITAL GAINS AND LOSSES 421,089 51-

LONG TERM GAINS AND LOSSES

NET LONG TERM CAPITAL GAINS AND LOSSES - 20 % 837,201 26-

NET LONG TERM CAPITAL GAINS AND LOSSES - 28 % 0 00

SUB TOTAL LONG TERM GAINS AND LOSSES 837,201 26-

TOTAL LONG TERM CAPITAL GAINS AND LOSSES 837,201 26-

(1,258,290.77) page 24

1/19/1

The Northern Trust Company
 50 South LaSalle Street, Chicago, Illinois 60675
 (312) 630-6000

03030 ACCOUNT NO 26-08293 THE LYNDE AND HARRY BRADLEY FOUNDATION
 SS870 AAB TRUST COMPANY OF THE WEST

FEDERAL SCHEDULE OF GAINS AND LOSSES
 ACCOUNT TRANSACTIONS TAXABLE DURING THE PERIOD
 01-01-02 THROUGH 12-31-02

DESCRIPTION OF PROPERTY	DATE SOLD/ ACQUIRED	SALES PROCEEDS	COST BASIS	GAIN/LOSS
SHORT TERM CAPITAL GAINS AND LOSSES				
CARNIVAL CORP COM				
SHARES:	SOLD 01-02-02	41,424 27	29,869.20	11,555 07
	ACQUIRED 10-19-01			
ENSCO INTL INC COMMON STOCK				
SHARES:	SOLD 01-02-02	35,144 47	32,690.40	2,454 07
	ACQUIRED 07-23-01			
SHARES:	SOLD 01-02-02	7,028 89	6,114.00	914 89
	ACQUIRED 08-03-01			
SILICON VALLEY BANCSHARES COMMON STOCK N.P.				
SHARES:	SOLD 01-02-02	5,329 92	4,913.44	416 48
	ACQUIRED 03-16-01			
SILICON VALLEY BANCSHARES COMMON STOCK N.P.				
SHARES:	SOLD 01-02-02	2,665 16	2,456.72	208.44
	ACQUIRED 03-16-01			
CARNIVAL CORP COM				
SHARES:	SOLD 01-02-02			
	ACQUIRED 03-16-01			

The Northern Trust Company
 50 South LaSalle Street, Chicago, Illinois 60675
 (312) 630-6000

THE LYNDE AND HARRY BRADLEY FOUNDATION
 TRUST COMPANY OF THE WEST

03030 ACCOUNT NO 26-08293
 SS870 AAB

FEDERAL SCHEDULE OF GAINS AND LOSSES
 ACCOUNT TRANSACTIONS TAXABLE DURING THE PERIOD
 01-01-02 THROUGH 12-31-02

DESCRIPTION OF PROPERTY	DATE SOLD/ ACQUIRED	SALES PROCEEDS	COST BASIS	GAIN/LOSS
SILICON VALLEY BANCSHARES COMMON STOCK N P	SOLD 01-03-02 ACQUIRED 03-16-01	114,445 79	105,638.96	8,806.83
SILICON VALLEY BANCSHARES COMMON STOCK N.P.	SOLD 01-04-02 ACQUIRED 03-16-01	5,383.91	4,913.44	470.47
MACROMEDIA INC COM	SOLD 01-17-02 ACQUIRED 06-28-01	20,239.69	18,828.81	1,410.88
MARTIN MARIETTA MATLS INC COMMON STOCK	SOLD 01-17-02 ACQUIRED 08-30-01	8,826.44	8,008.40	818.04
ARBITRON INC COM	SOLD 01-17-02 ACQUIRED 08-31-01	8,826.45	8,000.00	826.45

The Northern Trust Company
 50 South LaSalle Street, Chicago, Illinois 60675
 (312) 630-6000

THE LYNDE AND HARRY BRADLEY FOUNDATION
 TRUST COMPANY OF THE WEST

03030 ACCOUNT NO 26-08293
 AAB SS870

FEDERAL SCHEDULE OF GAINS AND LOSSES
 ACCOUNT TRANSACTIONS TAXABLE DURING THE PERIOD
 01-01-02 THROUGH 12-31-02

DESCRIPTION OF PROPERTY	DATE SOLD/ ACQUIRED	SALES PROCEEDS	COST BASIS	GAIN/LOSS
SHARES:	02-04-02 SOLD	28,952 59	22,738 18	6,214.41
SHARES:	02-04-02 SOLD	960.00		
SHARES:	02-04-02 SOLD	3,200.00	87,540 76	8,967.86
SHARES:	02-04-02 SOLD	96,508.62	87,540 76	
SHARES:	02-06-02 SOLD	115,727 86	75,936.00	39,791 86
SHARES:	02-07-02 SOLD	74,363.82	49,358 40	25,005 42
SHARES:	02-07-02 SOLD	45,762.35	28,025 04	17,737 31
SHARES:	02-12-02 SOLD	78,014.42	61,582 56	16,431 86
SHARES:	02-19-02 SOLD	65,009.42	37,760.32	27,249.10
THIRMO ELECTRON CORP , COMMON STOCK, #1 PAR	10-22-01 ACQUIRED			
ANNAYLOR STORES CORP COM	04-02-01 ACQUIRED			
ARBITRON INC COM	02-12-02 SOLD			
SHARES:	02-12-02 SOLD			
SHARES:	04-02-01 ACQUIRED			
SHARES:	02-07-02 SOLD			
SHARES:	02-07-02 SOLD			
SHARES:	10-12-01 ACQUIRED			
SHARES:	02-07-02 SOLD			
SHARES:	02-07-02 SOLD			
SHARES:	10-19-01 ACQUIRED			
SHARES:	02-12-02 SOLD			
SHARES:	04-02-01 ACQUIRED			
SHARES:	02-19-02 SOLD			
SHARES:	10-22-01 ACQUIRED			
SHARES:	02-19-02 SOLD			
SHARES:	10-22-01 ACQUIRED			

The Northern Trust Company
 50 South LaSalle Street, Chicago, Illinois 60675
 (312) 630-6000

THE LYNDE AND HARRY BRADLEY FOUNDATION
 TRUST COMPANY OF THE WEST

FEDERAL SCHEDULE OF GAINS AND LOSSES
 ACCOUNT TRANSACTIONS TAXABLE DURING THE PERIOD
 01-01-02 THROUGH 12-31-02

DESCRIPTION OF PROPERTY	DATE SOLD/ ACQUIRED	SALES PROCEEDS	COST BASIS	GAIN/LOSS
SHARES: THERMO ELECTRON CORP, COMMON STOCK, #1 PAR	02-19-02 ACQUIRED	86,792.47	99,610.30	12,817.83-
SHARES: THERMO ELECTRON CORP, COMMON STOCK, #1 PAR	02-19-02 SOLD	4,500.00		
SHARES: THERMO ELECTRON CORP, COMMON STOCK, #1 PAR	02-19-02 SOLD	8,073.72	9,262.80	1,189.08-
SHARES: THERMO ELECTRON CORP, COMMON STOCK, #1 PAR	02-20-02 SOLD	1,968.18	2,315.70	347.52-
SHARES: THERMO ELECTRON CORP, COMMON STOCK, #1 PAR	02-20-02 ACQUIRED			
SHARES: THERMO ELECTRON CORP, COMMON STOCK, #1 PAR	02-20-02 SOLD	1,000.00	21,455.90	1,774.10-
SHARES: THERMO ELECTRON CORP, COMMON STOCK, #1 PAR	02-20-02 ACQUIRED			
SHARES: THERMO ELECTRON CORP, COMMON STOCK, #1 PAR	02-20-02 SOLD	11,740.14	13,894.19	2,154.05-
SHARES: THERMO ELECTRON CORP, COMMON STOCK, #1 PAR	02-21-02 SOLD	11,701.14	12,318.78	617.64-
SHARES: THERMO ELECTRON CORP, COMMON STOCK, #1 PAR	02-21-02 SOLD	1,950.19	2,006.24	56.05-
SHARES: THERMO ELECTRON CORP, COMMON STOCK, #1 PAR	02-21-02 ACQUIRED			
SHARES: THERMO ELECTRON CORP, COMMON STOCK, #1 PAR	07-26-01 ACQUIRED			

The Northern Trust Company
 50 South LaSalle Street, Chicago, Illinois 60675
 (312) 630-6000

03030 ACCOUNT NO 26-08293 THE LYNDE AND HARRY BRADLEY FOUNDATION
 SS870 AAB TRUST COMPANY OF THE WEST

FEDERAL SCHEDULE OF GAINS AND LOSSES
 ACCOUNT TRANSACTIONS TAXABLE DURING THE PERIOD
 01-01-02 THROUGH 12-31-02

DESCRIPTION OF PROPERTY	DATE SOLD/ ACQUIRED	SALES PROCEEDS	COST BASIS	GAIN/LOSS
SHARES; THERMO ELECTRON CORP, COMMON STOCK, #1 PAR	02-21-02 ACQUIRED	31,203.05	34,329.44	3,126.39-
SHARES; THERMO ELECTRON CORP, COMMON STOCK, #1 PAR	02-21-02 SOLD	500.00	950.40-	450.40-
SHARES; CBRL GROUP INC COM STK	02-22-02 SOLD	156,003.08	87,873.51	68,129.57
SHARES; THERMO ELECTRON CORP, COMMON STOCK, #1 PAR	02-22-02 SOLD	3,862.38	4,012.47	150.09-
SHARES; THERMO ELECTRON CORP, COMMON STOCK, #1 PAR	02-22-02 SOLD	1,932.47	2,006.24	73.77-
SHARES; HISPANIC BROADCASTING CORP COM	02-25-02 SOLD	10,336.84	6,307.08	4,029.76
SHARES; HISPANIC BROADCASTING CORP COM	10-30-01 ACQUIRED			

The Northern Trust Company
 50 South LaSalle Street, Chicago, Illinois 60675
 (312) 630-6000

THE LYNDE AND HARRY BRADLEY FOUNDATION
 TRUST COMPANY OF THE WEST

03030 ACCOUNT NO 26-08293
 AAB

FEDERAL SCHEDULE OF GAINS AND LOSSES
 ACCOUNT TRANSACTIONS TAXABLE DURING THE PERIOD
 01-01-02 THROUGH 12-31-02

DESCRIPTION OF PROPERTY	DATE SOLD/ ACQUIRED	SALES PROCEEDS	COST BASIS	GAIN/LOSS
SHARES: THERMO ELECTRON CORP., COMMON STOCK, #1 PAR	SOLD 02-25-02 ACQUIRED 10-30-01	15,624.24	9,460.62	6,163.62
SHARES: HISPANIC BROADCASTING CORP COM	SOLD 02-25-02 ACQUIRED 07-26-01	58,050.62	31,477.66	26,572.96
SHARES: STARWOOD HOTELS & RESORTS WORLDWIDE INC PAIRED CTF 1 CL B SH BEN INT STARWOOD PAIRED CTF 1 CL B SH BEN INT STARWOOD	SOLD 02-26-02 ACQUIRED 10-30-01	98,229.66	58,181.80	40,047.86
SHARES: STARWOOD HOTELS & RESORTS WORLDWIDE INC	SOLD 02-26-02 ACQUIRED 10-30-01	67,209.77	40,996.02	26,213.75
SHARES: STARWOOD HOTELS & RESORTS WORLDWIDE INC	SOLD 02-26-02 ACQUIRED 10-30-01	10,339.96	6,120.00	4,219.96
SHARES: TOLL BROS INC COM	SOLD 03-04-02 ACQUIRED 11-14-01	154,767.67	107,310.00	47,457.67

The Northern Trust Company
 50 South LaSalle Street, Chicago, Illinois 60675
 (312) 630-6000

03030 ACCOUNT NO 26-08293 THE LYNDE AND HARRY BRADLEY FOUNDATION
 SS870 AAB TRUST COMPANY OF THE WEST

FEDERAL SCHEDULE OF GAINS AND LOSSES
 ACCOUNT TRANSACTIONS TAXABLE DURING THE PERIOD
 01-01-02 THROUGH 12-31-02

DESCRIPTION OF PROPERTY	DATE SOLD/ ACQUIRED	SALES PROCEEDS	COST BASIS	GAIN/LOSS
SHARES: 1,000.00	SOLD 03-04-02 ACQUIRED 10-30-01	52,606.61	29,331.40	23,275.21
SHARES: 2,700.00	SOLD 03-04-02 ACQUIRED 10-30-01	142,037.84	79,478.55	62,559.29
SILICON VALLEY BANCSHARES COMMON STOCK N P				
SHARES: 700 00	SOLD 03-11-02 ACQUIRED 03-16-01	21,075.28	17,197.04	3,878.24
STARWOOD HOTELS & RESORTS WORLDWIDE INC PAIRED CTF 1 CL B SH BEN INT STARWOOD PAIRED CTF 1 CL B SH BEN INT STARWOOD				
SHARES: 1,900 00	SOLD 03-11-02 ACQUIRED 10-25-01	68,886.50	42,015.84	26,870.66
SHARES: 100.00	SOLD 03-11-02 ACQUIRED 10-25-01	3,625.61	2,248.00	1,377.61
ANTEON INTL CORP COM				
SHARES: 100.00	SOLD 03-12-02 ACQUIRED 03-11-02	2,039.96	1,800.00	239.96
ROHM & HAAS CO., COMMON STOCK, \$2.50 PAR				

The Northern Trust Company
 50 South LaSalle Street, Chicago, Illinois 60675
 (312) 630-6000

THE LYNDE AND HARRY BRADLEY FOUNDATION
 TRUST COMPANY OF THE WEST

FEDERAL SCHEDULE OF GAINS AND LOSSES
 ACCOUNT TRANSACTIONS TAXABLE DURING THE PERIOD
 01-01-02 THROUGH 12-31-02

DESCRIPTION OF PROPERTY	DATE SOLD/ ACQUIRED	SALES PROCEEDS	COST BASIS	GAIN/LOSS
SHARES: 1,400.00	SOLD 03-12-02 ACQUIRED 03-22-01	53,581.95	43,070.58	10,511.37
SILICON VALLEY BANCSHARES COMMON STOCK N.P.				
SHARES: 1,300.00	SOLD 03-12-02 ACQUIRED 03-16-01	38,875.91	31,937.36	6,938.55
SHARES: 400.00	SOLD 03-12-02 ACQUIRED 06-22-01	11,961.82	9,020.00	2,941.82
SHARES: 400.00	SOLD 03-12-02 ACQUIRED 06-25-01	11,961.82	8,827.64	3,134.18
SILICON VALLEY BANCSHARES COMMON STOCK N.P.				
SHARES: 500.00	SOLD 03-13-02 ACQUIRED 06-25-01	14,727.52	11,034.55	3,692.97
ADELPHIA COMMUNICATIONS CORP CL A				
SHARES: 6,100.00	SOLD 03-28-02 ACQUIRED 03-07-02	87,881.38	152,290.77	64,409.39-
SHARES: 1,700.00	SOLD 03-28-02 ACQUIRED 03-08-02	29,491.53	43,126.62	18,635.09-
JABIL CIRCUIT INC COM				

The Northern Trust Company
 50 South LaSalle Street, Chicago, Illinois 60675
 (312) 630-6000

05030 ACCOUNT NO. 26-08293 THE LYNDE AND HARRY BRADLEY FOUNDATION TRUST COMPANY OF THE WEST

FEDERAL SCHEDULE OF GAINS AND LOSSES
 ACCOUNT TRANSACTIONS TAXABLE DURING THE PERIOD
 01-01-02 THROUGH 12-31-02

DESCRIPTION OF PROPERTY	DATE SOLD/ ACQUIRED	SALES PROCEEDS	COST BASIS	GAIN/LOSS
SHARES: JABIL CIRCUIT INC COM	SOLD 04-10-02 ACQUIRED 12-21-01	6,337.30	6,565.20	227.90-
SHARES: JABIL CIRCUIT INC COM	SOLD 04-10-02 ACQUIRED 12-20-01	12,899.61	12,652.02	247.59
SHARES: JABIL CIRCUIT INC COM	SOLD 04-10-02 ACQUIRED 12-21-01	103,196.88	105,043.20	1,846.32-
SHARES: JABIL CIRCUIT INC COM	SOLD 04-11-02 ACQUIRED 12-20-01	2,088.16	2,108.67	20.51-
SHARES: JABIL CIRCUIT INC COM	SOLD 04-12-02 ACQUIRED 12-20-01	45,730.24	46,390.74	660.50-
SHARES: RADIOSHACK CORP COM	SOLD 04-16-02 ACQUIRED 06-06-01	33,957.85	30,965.00	2,992.85
SHARES: POWERWAVE TECHNOLOGIES INC COM	SOLD 04-16-02 ACQUIRED 12-13-01	55,567.38	52,135.74	3,431.64

The Northern Trust Company
 50 South LaSalle Street, Chicago, Illinois 60675
 (312) 630-6000

THE LYNDE AND HARRY BRADLEY FOUNDATION
 TRUST COMPANY OF THE WEST

03030 ACCOUNT NO 26-08293
 SS870 AAB

FEDERAL SCHEDULE OF GAINS AND LOSSES
 ACCOUNT TRANSACTIONS TAXABLE DURING THE PERIOD
 01-01-02 THROUGH 12-31-02

DESCRIPTION OF PROPERTY	DATE SOLD/ ACQUIRED	SALES PROCEEDS	COST BASIS	GAIN/LOSS
SHARES: 1,100 00	SOLD 04-19-02 ACQUIRED 06-13-01	15,980.09	13,252.36	2,727.73
READERS DIGEST ASSN INC COM CL A NON VTG				
SHARES: 500 00	SOLD 04-23-02 ACQUIRED 05-31-01	10,749.27	14,600.40	3,851.13-
READERS DIGEST ASSN INC COM CL A NON VTG				
SHARES: 1,300 00	SOLD 04-24-02 ACQUIRED 05-31-01	28,917.75	37,961.04	9,043.29-
READERS DIGEST ASSN INC COM CL A NON VTG				
SHARES: 900 00	SOLD 05-06-02 ACQUIRED 08-03-01	20,693.88	20,140.65	553.23
DOVER CORP, COMMON STOCK #1 PAR				
SHARES: 1,400.00	SOLD 05-07-02 ACQUIRED 09-20-01	50,172.53	42,123.06	8,049.47
LUCENT TECHNOLOGIES INC COM STOCK				
SHARES: 5,900 00	SOLD 05-07-02 ACQUIRED 03-13-02	25,143.85	29,178.45	4,034.60-
POWERWAVE TECHNOLOGIES INC COM				

The Northern Trust Company
 50 South LaSalle Street, Chicago, Illinois 60675
 (312) 630-6000

03030 ACCOUNT NO. 26-08293 THE LYNDE AND HARRY BRADLEY FOUNDATION
 SS870 AAB TRUST COMPANY OF THE WEST

FEDERAL SCHEDULE OF GAINS AND LOSSES
 ACCOUNT TRANSACTIONS TAXABLE DURING THE PERIOD
 01-01-02 THROUGH 12-31-02

DESCRIPTION OF PROPERTY	DATE SOLD/ ACQUIRED	SALES PROCEEDS	COST BASIS	GAIN/LOSS
SHARES: 2,500.00	SOLD 05-07-02 ACQUIRED 06-12-01	26,196 96	29,922 00	3,725 04-
SHARES: 2,100.00	SOLD 05-07-02 ACQUIRED 06-13-01	22,005 44	25,299 96	3,294 52-
READERS DIGEST ASSN INC COM CL A NON VTG				
SHARES: 2,000.00	SOLD 05-07-02 ACQUIRED 08-03-01	45,940 01	44,757 00	1,183 01
POWERWAVE TECHNOLOGIES INC COM				
SHARES: 300 00	SOLD 05-08-02 ACQUIRED 06-12-01	3,466 46	3,590 64	124 18-
SHARES: 2,100 00	SOLD 05-08-02 ACQUIRED 06-14-01	24,265 18	24,646 02	380 84-
GARTNER GROUP INC NEW CL A COM				
SHARES: 1,500 00	SOLD 05-09-02 ACQUIRED 05-09-01	17,203 27	12,034 20	5,169 07
READ-RITE CORP COM				
SHARES: 4,100 00	SOLD 05-13-02 ACQUIRED 06-01-01	10,823 67	20,964 94	10,141 27-

2021

The Northern Trust Company
 50 South LaSalle Street, Chicago, Illinois 60675
 (312) 630-6000

THE LYNDE AND HARRY BRADLEY FOUNDATION
 TRUST COMPANY OF THE WEST

03030 ACCOUNT NO. 26-08293
 AAB

FEDERAL SCHEDULE OF GAINS AND LOSSES
 ACCOUNT TRANSACTIONS TAXABLE DURING THE PERIOD
 01-01-02 THROUGH 12-31-02

DESCRIPTION OF PROPERTY	DATE SOLD/ ACQUIRED	SALES PROCEEDS	COST BASIS	GAIN/LOSS
READ-RITE CORP COM				
SHARES	SOLD 05-13-02	5,543.83	11,302.20	5,758.37-
	ACQUIRED 06-13-01			
SHARES	SOLD 05-13-02	18,215.45	33,981.12	15,765.67-
	ACQUIRED 05-31-01			
SHARES	SOLD 05-13-02	13,727.58	26,589.68	12,862.10-
	ACQUIRED 06-01-01			
SHARES	SOLD 05-13-02	25,607.22	48,172.14	22,564.92-
	ACQUIRED 06-12-01			
ROHM & HAAS CO , COMMON STOCK, \$2.50 PAR				
SHARES	SOLD 05-23-02	11,360.45	7,918.68	3,441.77
	ACQUIRED 09-21-01			
MACROMEDIA INC COM				
SHARES	SOLD 06-04-02	13,194.08	10,270.26	2,923.82
	ACQUIRED 06-28-01			
SHARES	SOLD 06-04-02	19,791.12	15,343.74	4,447.38
	ACQUIRED 08-07-01			
BOSTON SCIENTIFIC CORP COM				
SHARES	SOLD 06-04-02			
	ACQUIRED 06-04-02			

The Northern Trust Company
 50 South LaSalle Street, Chicago, Illinois 60675
 (312) 630-6000

THE LYNDE AND HARRY BRADLEY FOUNDATION
 TRUST COMPANY OF THE WEST

FEDERAL SCHEDULE OF GAINS AND LOSSES
 ACCOUNT TRANSACTIONS TAXABLE DURING THE PERIOD
 01-01-02 THROUGH 12-31-02

03030 ACCOUNT NO. 26-08293
 SS870 AAB

DESCRIPTION OF PROPERTY	DATE SOLD/ ACQUIRED	SALES PROCEEDS	COST BASIS	GAIN/LOSS
SHARES: 2,000.00	SOLD 06-05-02 ACQUIRED 03-13-02	53,106 39	48,292.40	4,813 99
BOSTON SCIENTIFIC CORP COM				
SHARES: 500.00	SOLD 06-05-02 ACQUIRED 03-13-02	13,338 64	12,073 10	1,265 54
DEVON ENERGY CORP NEW COM				
SHARES: 1,000.00	SOLD 06-10-02 ACQUIRED 09-10-01	48,405.14	43,535 90	4,869.24
MACROMEDIA INC COM				
SHARES: 1,000 00	SOLD 06-11-02 ACQUIRED 08-07-01	19,505 61	17,048.60	2,457 01
LUCENT TECHNOLOGIES INC COM STOCK				
SHARES: 24,900 00	SOLD 06-13-02 ACQUIRED 03-13-02	69,842.37	100,662 59	30,820 22-
SHARES: 6,600.00	SOLD 06-13-02 ACQUIRED 03-14-02	18,512.44	26,179 36	7,666 92-
SHARES: 700 00	SOLD 06-13-02 ACQUIRED 03-28-02	1,963.44	2,632.29	668 85-

The Northern Trust Company
 50 South LaSalle Street, Chicago, Illinois 60675
 (312) 630-6000

THE LYNDE AND HARRY BRADLEY FOUNDATION
 TRUST COMPANY OF THE WEST

03030 ACCOUNT NO 26-08293
 SS870 AAB

FEDERAL SCHEDULE OF GAINS AND LOSSES
 ACCOUNT TRANSACTIONS TAXABLE DURING THE PERIOD
 01-01-02 THROUGH 12-31-02

DESCRIPTION OF PROPERTY	DATE SOLD/ ACQUIRED	SALES PROCEEDS	COST BASIS	GAIN/LOSS
SHARES, 12 TECHNOLOGIES INC COM	06-13-02 SOLD	5,890.32	7,845.02	1,954.70-
SHARES, 12 TECHNOLOGIES INC COM	06-13-02 SOLD	7,853.76	10,200.93	2,347.17-
SHARES, 12 TECHNOLOGIES INC COM	06-13-02 SOLD	10,097.69	12,156.42	2,058.73-
SHARES, 12 TECHNOLOGIES INC COM	06-13-02 SOLD	10,658.68	12,064.21	1,405.53-
SHARES, 12 TECHNOLOGIES INC COM	06-13-02 SOLD	12,622.11	15,963.97	3,341.86-
SHARES, 12 TECHNOLOGIES INC COM	06-13-02 SOLD	2,103.69	2,646.26	542.57-
SHARES, 12 TECHNOLOGIES INC COM	06-14-02 SOLD	23,467.68	59,036.31	35,568.63-
SHARES, 12 TECHNOLOGIES INC COM	06-14-02 SOLD	19,270.21	50,778.76	31,508.55-
SHARES, 12 TECHNOLOGIES INC COM	06-14-02 SOLD	12,783.21	27,311.21	14,528.00-

The Northern Trust Company
 50 South LaSalle Street, Chicago, Illinois 60675
 (312) 630-6000

THE LYNDE AND HARRY BRADLEY FOUNDATION
 TRUST COMPANY OF THE WEST

03030 ACCOUNT NO 26-08293
 AAB
 SS870

FEDERAL SCHEDULE OF GAINS AND LOSSES
 ACCOUNT TRANSACTIONS TAXABLE DURING THE PERIOD
 01-01-02 THROUGH 12-31-02

DESCRIPTION OF PROPERTY	DATE SOLD/ ACQUIRED	SALES PROCEEDS	COST BASIS	GAIN/LOSS
SHARES:	06-17-02	40,473.59	88,455.71	47,982.12-
SHARES:	06-17-02	7,274.06	15,187.77	7,913.71-
AGERE SYS INC CL B				
SHARES:	06-18-02	0.03	0.03	0.00
12 TECHNOLOGIES INC COM				
SHARES:	06-18-02	12,120.82	24,534.09	12,413.27-
AGERE SYS INC CL A				
SHARES:	06-19-02	0.87	0.97	0.05-
ENSCO INTL INC COMMON STOCK				
SHARES:	06-27-02	22,902.54	16,189.04	6,713.30
SHARES:	06-27-02	14,313.97	10,190.00	4,123.97
HARTE-HANKS INC. COM (NEW)				

The Northern Trust Company
 50 South LaSalle Street, Chicago, Illinois 60675
 (312) 630-6000

03030 ACCOUNT NO 26-08293 THE LYNDE AND HARRY BRADLEY FOUNDATION
 SS870 AAB TRUST COMPANY OF THE WEST

FEDERAL SCHEDULE OF GAINS AND LOSSES
 ACCOUNT TRANSACTIONS TAXABLE DURING THE PERIOD
 01-01-02 THROUGH 12-31-02

DATE SOLD/ ACQUIRED	SALES PROCEEDS	COST BASIS	GAIN/LOSS	DESCRIPTION OF PROPERTY
07-18-02 SOLD 06-28-02 ACQUIRED	5,307.26	6,196.50	889 29-	MINERALS TECHNOLOGIES INC COM SHARES 300 00
07-19-02 SOLD 06-28-02 ACQUIRED	3,194 90	4,961 70	1,766 80-	PENTAIR INC , COMMON STOCK, \$ 16 2/3 PAR SHARES: 100 00
07-23-02 SOLD 06-28-02 ACQUIRED	3,812.59	4,828 00	1,015.41-	BOSTON SCIENTIFIC CORP COM SHARES: 2,800 00
07-24-02 SOLD 03-11-02 ACQUIRED	72,295 49	62,823 60	9,471.89	COUNTRYWIDE FINANCIAL CORP COMMON STOCK, \$ 05 PAR SHARES: 100 00
07-24-02 SOLD 03-13-02 ACQUIRED	2,581.99	2,412.91	169.08	SHARES: 200 00
07-24-02 SOLD 06-28-02 ACQUIRED	5,163.96	6,100 76	936.80-	SHARES: 1,700.00
07-24-02 SOLD 03-28-02 ACQUIRED	71,787.98	76,803 11	5,015 13-	

The Northern Trust Company
 50 South LaSalle Street, Chicago, Illinois 60675
 (312) 630-6000

THE LYNDE AND HARRY BRADLEY FOUNDATION
 TRUST COMPANY OF THE WEST

03030 ACCOUNT NO. 26-08293
 SS870 AAB

FEDERAL SCHEDULE OF GAINS AND LOSSES
 ACCOUNT TRANSACTIONS TAXABLE DURING THE PERIOD
 01-01-02 THROUGH 12-31-02

DESCRIPTION OF PROPERTY	DATE SOLD/ ACQUIRED	SALES PROCEEDS	COST BASIS	GAIN/LOSS
SHARES:	SOLD 07-24-02	4,222.82	4,846.50	623.68-
MEREDITH CORP COM	ACQUIRED 06-28-02			
SHARES	SOLD 07-24-02	3,389.93	3,831.48	441.55-
PALL CORP COMMON STOCK, \$.25 PAR	ACQUIRED 06-28-02			
SHARES:	SOLD 07-24-02	1,671.94	2,105.84	433.90-
VALLEY NATIONAL BANCORP, COMMON STOCK, NO PAR	ACQUIRED 06-28-02			
SHARES:	SOLD 07-24-02	5,039.85	5,497.00	457.15-
DEVON ENERGY CORP NEW COM	ACQUIRED 06-28-02			
SHARES:	SOLD 09-13-02	4,808.59	5,000.35	191.76-
ENSCO INTL INC COMMON STOCK	ACQUIRED 06-28-02			
SHARES:	SOLD 09-13-02	5,071.77	5,660.96	589.19-
TELEDYNE TECHNOLOGIES INC COM	ACQUIRED 06-28-02			

The Northern Trust Company
 50 South LaSalle Street, Chicago, Illinois 60675
 (312) 630-6000

THE LYNDE AND HARRY BRADLEY FOUNDATION
 TRUST COMPANY OF THE WEST

FEDERAL SCHEDULE OF GAINS AND LOSSES
 ACCOUNT TRANSACTIONS TAXABLE DURING THE PERIOD
 01-01-02 THROUGH 12-31-02

03030 ACCOUNT NO 26-08293
 SS870 AAB

DESCRIPTION OF PROPERTY	DATE SOLD/ ACQUIRED	SALES PROCEEDS	COST BASIS	GAIN/LOSS
SHARES: 1,300.00	09-30-02 SOLD 05-17-02 ACQUIRED	2,594.33	10,440.04	7,845.71-
SHARES: 1,900.00	09-30-02 SOLD 05-20-02 ACQUIRED	3,791.72	15,136.16	11,344.44-
SHARES: 1,000.00	09-30-02 SOLD 05-21-02 ACQUIRED	1,995.63	8,037.60	6,041.97-
SHARES: 100.00	09-30-02 SOLD 06-04-02 ACQUIRED	199.57	630.25	430.68-
CHARTER COMMUNICATIONS INC DEL CL A SHARES: 800.00	10-01-02 SOLD 06-04-02 ACQUIRED	1,576.03	5,042.00	3,465.97-
SHARES: 500.00	10-02-02 SOLD 06-04-02 ACQUIRED	695.93	3,151.25	2,455.32-
SHARES: 1,500.00	10-02-02 SOLD 06-28-02 ACQUIRED	2,087.78	6,356.55	4,268.77-
BOSTON SCIENTIFIC CORP COM SHARES: 1,300.00	10-15-02 SOLD 03-11-02 ACQUIRED	45,927.74	29,168.10	16,759.64
BOSTON SCIENTIFIC CORP COM				

The Northern Trust Company
 50 South LaSalle Street, Chicago, Illinois 60675
 (312) 630-6000

THE LYNDE AND HARRY BRADLEY FOUNDATION
 TRUST COMPANY OF THE WEST

FEDERAL SCHEDULE OF GAINS AND LOSSES
 ACCOUNT TRANSACTIONS TAXABLE DURING THE PERIOD
 01-01-02 THROUGH 12-31-02

03030 ACCOUNT NO. 26-08293
 AAB SS870

DESCRIPTION OF PROPERTY	DATE SOLD/ ACQUIRED	SALES PROCEEDS	COST BASIS	GAIN/LOSS
SHARES; RADIOSSHACK CORP COM	SOLD 10-16-02 ACQUIRED 03-11-02	42,709.47	26,924.40	15,785.07
SHARES; CARNIVAL CORP COM	SOLD 10-18-02 ACQUIRED 06-28-02	4,231.93	5,970.40	1,738.47-
SHARES; COUNTRYWIDE FINANCIAL CORP COMMON STOCK, \$.05 PAR	SOLD 10-21-02 ACQUIRED 06-28-02	4,936.01	5,592.00	655.99-
SHARES; CONVERGYS CORP COM	SOLD 11-01-02 ACQUIRED 03-28-02	25,341.93	22,589.15	2,752.78
SHARES; SYMBOL TECHNOLOGIES INC COM	SOLD 11-18-02 ACQUIRED 05-15-02	14,388.67	24,771.69	10,383.02-
SHARES; CARNIVAL CORP COM	SOLD 11-18-02 ACQUIRED 05-14-02	4,796.23	8,084.25	3,288.02-

The Northern Trust Company
 50 South LaSalle Street, Chicago, Illinois 60675
 (312) 630-6000

THE LYNDE AND HARRY BRADLEY FOUNDATION
 TRUST COMPANY OF THE WEST

03030 ACCOUNT NO 26-08293
 SS870 AAB

FEDERAL SCHEDULE OF GAINS AND LOSSES
 ACCOUNT TRANSACTIONS TAXABLE DURING THE PERIOD
 01-01-02 THROUGH 12-31-02

DESCRIPTION OF PROPERTY	DATE SOLD/ ACQUIRED	SALES PROCEEDS	COST BASIS	GAIN/LOSS
CONVERGYS CORP COM				
SHARES:	SOLD 11-18-02	888.17	866.00	22.17
	ACQUIRED 06-28-02			
100.00				
PALL CORP. COMMON STOCK, # 25 PAR				
SHARES:	SOLD 11-19-02	24,463.96	39,576.00	15,112.04-
	ACQUIRED 05-10-02			
100.00				
SHARES:	SOLD 11-19-02	1,630.93	2,694.75	1,063.82-
	ACQUIRED 05-14-02			
100.00				
SHARES:	SOLD 11-21-02	29,975.90	33,577.60	3,601.70-
	ACQUIRED 04-05-02			
100.00				
SHARES:	SOLD 11-21-02	1,873.49	2,105.84	232.35-
	ACQUIRED 06-28-02			
300.00				
SHARES:	SOLD 11-22-02	12,619.86	9,297.96	3,321.90
	ACQUIRED 09-05-02			
2,400.00				
SHARES:	SOLD 11-26-02	13,659.18	16,893.36	3,234.18-
	ACQUIRED 01-22-02			
2,400.00				
MAXTOR CORP COM NEW				
SHARES:	SOLD 11-26-02	13,659.18	16,893.36	3,234.18-
	ACQUIRED 01-22-02			
2,400.00				
MAXTOR CORP COM NEW				
SHARES:	SOLD 11-26-02	13,659.18	16,893.36	3,234.18-
	ACQUIRED 01-22-02			
2,400.00				

The Northern Trust Company
 50 South LaSalle Street, Chicago, Illinois 60675
 (312) 630-6000

THE LYNDE AND HARRY BRADLEY FOUNDATION
 TRUST COMPANY OF THE WEST

FEDERAL SCHEDULE OF GAINS AND LOSSES
 ACCOUNT TRANSACTIONS TAXABLE DURING THE PERIOD
 01-01-02 THROUGH 12-31-02

DESCRIPTION OF PROPERTY	DATE SOLD/ ACQUIRED	SALES PROCEEDS	COST BASIS	GAIN/LOSS
SHARES: MAXTOR CORP COM NEW	SOLD 11-27-02 ACQUIRED 01-22-02	47,360 49	61,238.43	13,877.94-
SHARES: COMMScope INC COM	SOLD 12-02-02 ACQUIRED 01-22-02	13,925.33	16,893.36	2,968.03-
SHARES: COMMScope INC COM	SOLD 12-10-02 ACQUIRED 04-05-02	7,155.14	15,519.24	8,364.10-
SHARES: COMMScope INC COM	SOLD 12-11-02 ACQUIRED 04-05-02	11,146.88	24,141.04	12,994.16-
SHARES: COMMScope INC COM	SOLD 12-12-02 ACQUIRED 04-05-02	3,280.18	6,897.44	3,617.26-
SHARES: COMMScope INC COM	SOLD 12-16-02 ACQUIRED 04-05-02	9,610.98	20,692.32	11,081.34-

03030 ACCOUNT NO 26-08293
 SS870 AAB

The Northern Trust Company
 50 South LaSalle Street, Chicago, Illinois 60675
 (312) 630-6000

THE LYNDE AND HARRY BRADLEY FOUNDATION
 TRUST COMPANY OF THE WEST

03030 ACCOUNT NO. 26-08293
 AAB SS870

FEDERAL SCHEDULE OF GAINS AND LOSSES
 ACCOUNT TRANSACTIONS TAXABLE DURING THE PERIOD
 01-01-02 THROUGH 12-31-02

DESCRIPTION OF PROPERTY	DATE SOLD/ ACQUIRED	SALES PROCEEDS	COST BASIS	GAIN/LOSS
SHARES	SOLD 12-17-02 ACQUIRED 04-05-02	6,369.88	13,794.88	7,425.00-
COMSCOPE INC COM	SOLD 12-20-02 ACQUIRED 02-07-02	3,897.88	7,974.75	4,076.87-
COMSCOPE INC COM	SOLD 12-23-02 ACQUIRED 02-07-02	808.53	1,594.95	786.42-
COMSCOPE INC COM	SOLD 12-31-02 ACQUIRED 02-07-02	2,394.40	4,784.85	2,390.45-
SUB-TOTAL				
TOTAL SHORT TERM CAPITAL GAIN/LOSS-				
		3,839,350.88	4,058,363.31	219,012.43-
		3,839,350.88	4,058,363.31	219,012.43-
				28% RATE GAIN/LOSS

LONG TERM CAPITAL GAINS AND LOSSES
 MARTIN MARIETTA MATLS INC COMMON STOCK

The Northern Trust Company
 50 South LaSalle Street, Chicago, Illinois 60675
 (312) 630-6000

03030 ACCOUNT NO. 26-08293 THE LYNDE AND HARRY BRADLEY FOUNDATION TRUST COMPANY OF THE WEST

FEDERAL SCHEDULE OF GAINS AND LOSSES
 ACCOUNT TRANSACTIONS TAXABLE DURING THE PERIOD
 01-01-02 THROUGH 12-31-02

28% RATE GAIN/LOSS COST BASIS SALES PROCEEDS DATE SOLD/ACQUIRED DESCRIPTION OF PROPERTY

28% RATE GAIN/LOSS	COST BASIS	SALES PROCEEDS	DATE SOLD/ACQUIRED	DESCRIPTION OF PROPERTY
0.00	960 91	8,826.45	01-17-02 SOLD 11-20-00 ACQUIRED	SHARES: 200.00 READERS DIGEST ASSN INC COM CL A NON VTG
0.00	7,276.14-	8,731.86	01-17-02 SOLD 11-20-00 ACQUIRED	SHARES: 400 00 READERS DIGEST ASSN INC COM CL A NON VTG
0.00	14,651 47-	17,364 53	01-17-02 SOLD 11-20-00 ACQUIRED	SHARES: 800 00 MARTIN MARIETTA MATLS INC COMMON STOCK
0.00	1,923 05	17,654.13	01-18-02 SOLD 11-20-00 ACQUIRED	SHARES: 400 00 MARTIN MARIETTA MATLS INC COMMON STOCK
0.00	506.86	4,439 63	01-18-02 SOLD 11-20-00 ACQUIRED	SHARES: 100 00 MARTIN MARIETTA MATLS INC COMMON STOCK
0.00	875 53	8,741.07	01-22-02 SOLD 11-20-00 ACQUIRED	SHARES: 200.00 MARTIN MARIETTA MATLS INC COMMON STOCK
0.00	4,301 80	39,334 80	01-22-02 SOLD 11-21-00 ACQUIRED	SHARES: 900.00 MARTIN MARIETTA MATLS INC COMMON STOCK

4121

The Northern Trust Company
 50 South LaSalle Street, Chicago, Illinois 60675
 (312) 630-6000

THE LYNDE AND HARRY BRADLEY FOUNDATION
 TRUST COMPANY OF THE WEST

03030 ACCOUNT NO. 26-08293
 AAB SS870

FEDERAL SCHEDULE OF GAINS AND LOSSES
 ACCOUNT TRANSACTIONS TAXABLE DURING THE PERIOD
 01-01-02 THROUGH 12-31-02

DATE SOLD/ ACQUIRED	SALES PROCEEDS	COST BASIS	GAIN/LOSS	28% RATE GAIN/LOSS	DESCRIPTION OF PROPERTY
01-25-02 ACQUIRED 11-21-00	73,088 26	70,066 01	3,022.25	0.00	SHARES: SOLD 01-25-02 1,800.00 ACQUIRED 11-21-00
READERS DIGEST ASSN INC COM CL A NON VTG					
01-24-02 ACQUIRED 11-20-00	26,038 04	48,024.00	21,985 96-	0.00	SHARES: SOLD 01-24-02 1,200.00 ACQUIRED 11-20-00
AMERICAN PWR CONVERSION CORP COM					
02-07-02 ACQUIRED 12-26-00	45,080 37	37,550.10	7,530 27	0.00	SHARES: SOLD 02-07-02 3,500 00 ACQUIRED 12-26-00
SOLUTIA INC COM STK					
02-07-02 ACQUIRED 11-20-00	65,902 52	103,947.34	38,044 82-	0.00	SHARES: SOLD 02-07-02 8,600 00 ACQUIRED 11-20-00
02-07-02 ACQUIRED 11-21-00	65,902.53	104,700 10	38,797 57-	0.00	SHARES: SOLD 02-07-02 8,600 00 ACQUIRED 11-21-00
02-07-02 ACQUIRED 12-13-00	13,793 55	22,194 00	8,400 45-	0.00	SHARES: SOLD 02-07-02 1,800.00 ACQUIRED 12-13-00
AMERICAN PWR CONVERSION CORP COM					
02-08-02 ACQUIRED 12-22-00	7,759 68	6,386 28	1,373 40	0.00	SHARES: SOLD 02-08-02 600 00 ACQUIRED 12-22-00

The Northern Trust Company
 50 South LaSalle Street, Chicago, Illinois 60675
 (312) 630-6000

03030 ACCOUNT NO 26-08293 THE LYNDE AND HARRY BRADLEY FOUNDATION TRUST COMPANY OF THE WEST

FEDERAL SCHEDULE OF GAINS AND LOSSES
 ACCOUNT TRANSACTIONS TAXABLE DURING THE PERIOD
 01-01-02 THROUGH 12-31-02

DATE SOLD/ ACQUIRED	SALES PROCEEDS	COST BASIS	GAIN/LOSS	28% RATE	DESCRIPTION OF PROPERTY
02-08-02 ACQUIRED	7,759.68	6,437.16	1,322.52	0.00	SHARES: 600 00 SOLD AMERICAN PWR CONVERSION CORP COM
02-11-02 ACQUIRED	37,738.29	30,867.02	6,871.27	0.00	SHARES: 2,900.00 SOLD AMERICAN PWR CONVERSION CORP COM
02-12-02 ACQUIRED	16,925.75	13,836.94	3,088.81	0.00	SHARES: 1,500 00 SOLD AMERICAN PWR CONVERSION CORP COM
02-12-02 ACQUIRED	13,019.80	10,500.00	2,519.80	0.00	SHARES: 1,000 00 SOLD AMERICAN PWR CONVERSION CORP COM
02-15-02 ACQUIRED	16,689.75	10,784.04	5,905.71	0.00	SHARES: 400.00 SOLD ANNAYLOR STORES CORP COM
02-15-02 ACQUIRED	20,862.18	13,410.25	7,451.93	0.00	SHARES: 500 00 SOLD ANNAYLOR STORES CORP COM
02-15-02 ACQUIRED	33,602.93	21,568.08	12,034.85	0.00	SHARES: 800 00 SOLD ANNAYLOR STORES CORP COM

9141

The Northern Trust Company
 50 South LaSalle Street, Chicago, Illinois 60675
 (312) 630-6000

THE LYNDE AND HARRY BRADLEY FOUNDATION
 TRUST COMPANY OF THE WEST

03030 ACCOUNT NO. 26-08293
 AAB

FEDERAL SCHEDULE OF GAINS AND LOSSES
 ACCOUNT TRANSACTIONS TAXABLE DURING THE PERIOD
 01-01-02 THROUGH 12-31-02

28% RATE
 GAIN/LOSS

DATE SOLD/ ACQUIRED	SALES PROCEEDS	COST BASIS	GAIN/LOSS	28% RATE GAIN/LOSS	DESCRIPTION OF PROPERTY
02-19-02 ACQUIRED 11-30-00	65,009.42	33,220.96	31,788.46	0.00	SHARES 1,600.00 SOLD 02-19-02 ACQUIRED 11-30-00
02-19-02 ACQUIRED 01-24-01	16,252.36	10,728.20	5,524.16	0.00	SHARES: 400.00 SOLD 02-19-02 ACQUIRED 01-24-01
TERADYNE INC COM					
03-11-02 SOLD 11-20-00	15,116.05	15,111.96	4.09	0.00	SHARES: 400.00 SOLD 03-11-02 ACQUIRED 11-20-00
03-11-02 SOLD 11-21-00	60,464.21	53,759.50	6,704.71	0.00	SHARES: 1,600.00 SOLD 03-11-02 ACQUIRED 11-21-00
03-11-02 SOLD 03-05-01	18,895.07	17,425.00	1,470.07	0.00	SHARES: 500.00 SOLD 03-11-02 ACQUIRED 03-05-01
PENTAIR INC., COMMON STOCK, \$.16 2/3 PAR					
03-15-02 SOLD 11-21-00	57,846.79	36,328.02	21,518.77	0.00	SHARES: 1,300.00 SOLD 03-15-02 ACQUIRED 11-21-00
NETWORKS ASSOCIATES INC COM STK					
03-18-02 SOLD 03-06-01	30,070.79	8,117.56	21,953.23	0.00	SHARES: 1,100.00 SOLD 03-18-02 ACQUIRED 03-06-01
NETWORKS ASSOCIATES INC COM STK					

The Northern Trust Company
 50 South LaSalle Street, Chicago, Illinois 60675
 (312) 630-6000

03030 ACCOUNT NO. 26-08293 THE LYNDE AND HARRY BRADLEY FOUNDATION
 AAB TRUST COMPANY OF THE WEST

FEDERAL SCHEDULE OF GAINS AND LOSSES
 ACCOUNT TRANSACTIONS TAXABLE DURING THE PERIOD
 01-01-02 THROUGH 12-31-02

DESCRIPTION OF PROPERTY	DATE SOLD/ ACQUIRED	SALES PROCEEDS	COST BASIS	GAIN/LOSS	28% RATE GAIN/LOSS
SHARES, 3,700 00	SOLD 03-18-02 ACQUIRED 03-06-01	100,654.02	27,304.52	73,349.50	0.00
ANN TAYLOR STORES CORP COM					
SHARES, 3,400 00	SOLD 04-03-02 ACQUIRED 11-30-00	135,896.62	70,594.54	65,302.08	0 00
VALASSIS COMMUNICATIONS INC COM					
SHARES, 100 00	SOLD 04-04-02 ACQUIRED 11-21-00	3,858.11	2,840.03	1,018.08	0.00
VALASSIS COMMUNICATIONS INC COM					
SHARES, 600.00	SOLD 04-05-02 ACQUIRED 11-20-00	23,200.04	16,924.50	6,275.54	0.00
VALASSIS COMMUNICATIONS INC COM					
SHARES, 2,800.00	SOLD 04-05-02 ACQUIRED 11-21-00	108,266.85	79,520.90	28,745.95	0 00
VALASSIS COMMUNICATIONS INC COM					
SHARES, 800 00	SOLD 04-08-02 ACQUIRED 11-20-00	30,843.23	22,566.00	8,277.23	0.00
DOVER CORP., COMMON STOCK \$1 PAR					
SHARES, 1,100 00	SOLD 04-10-02 ACQUIRED 01-23-01	44,881.29	40,932.98	3,948.31	0.00

The Northern Trust Company
 50 South LaSalle Street, Chicago, Illinois 60675
 (312) 630-6000

THE LYNDE AND HARRY BRADLEY FOUNDATION
 TRUST COMPANY OF THE WEST

03030 ACCOUNT NO. 26-08293
 AAB

FEDERAL SCHEDULE OF GAINS AND LOSSES
 ACCOUNT TRANSACTIONS TAXABLE DURING THE PERIOD
 01-01-02 THROUGH 12-31-02

28% RATE
 GAIN/LOSS

PAGE
 30

DESCRIPTION OF PROPERTY
 DATE SOLD/
 SALES PROCEEDS
 COST BASIS
 GAIN/LOSS

SHARES: 800 00 SOLD 04-10-02 32,640.93 32,990.00 349.07-
 ACQUIRED 01-24-01

VALASSIS COMMUNICATIONS INC COM
 SHARES: 500 00 SOLD 04-11-02 18,845.68 14,103.75 4,741.93
 ACQUIRED 11-20-00

DOVER CORP , COMMON STOCK #1 PAR
 SHARES: 2,700 00 SOLD 04-12-02 101,426.76 76,160.25 25,266.51
 ACQUIRED 11-20-00

READERS DIGEST ASSN INC COM CL A NON VTG
 SHARES: 2,000 00 SOLD 04-16-02 77,911.25 74,423.60 3,487.65
 ACQUIRED 01-23-01

READERS DIGEST ASSN INC COM CL A NON VTG
 SHARES: 100 00 SOLD 04-16-02 2,275.14 4,002.00 1,726.86-
 ACQUIRED 11-20-00

READERS DIGEST ASSN INC COM CL A NON VTG
 SHARES: 1,000 00 SOLD 04-16-02 22,751.41 39,256.11 16,504.70-
 ACQUIRED 11-21-00

READERS DIGEST ASSN INC COM CL A NON VTG
 SHARES: 100 00 SOLD 04-16-02 2,251.93 4,002.00 1,750.07-
 ACQUIRED 11-20-00

6/21

The Northern Trust Company
 50 South LaSalle Street, Chicago, Illinois 60675
 (312) 630-6000

03030 ACCOUNT NO. 26-08293 THE LYNDE AND HARRY BRADLEY FOUNDATION
 SS870 AAB TRUST COMPANY OF THE WEST

FEDERAL SCHEDULE OF GAINS AND LOSSES
 ACCOUNT TRANSACTIONS TAXABLE DURING THE PERIOD
 01-01-02 THROUGH 12-31-02

DATE SOLD/ ACQUIRED	SALES PROCEEDS	COST BASIS	GAIN/LOSS	28% RATE GAIN/LOSS	DESCRIPTION OF PROPERTY
04-19-02 ACQUIRED 11-21-00	10,809 82	19,628 06	8,818 24-	0.00	SHARES: 500.00 READERS DIGEST ASSN INC COM CL A NON VTG
04-23-02 ACQUIRED 11-21-00	4,300.87	7,851.22	3,550 35-	0.00	SHARES: 200.00 READERS DIGEST ASSN INC COM CL A NON VTG
04-23-02 ACQUIRED 11-21-00	21,498 55	39,256.11	17,757 56-	0.00	SHARES: 1,000 00 READERS DIGEST ASSN INC COM CL A NON VTG
04-24-02 ACQUIRED 03-27-01	15,571.10	19,336 94	3,765.84-	0 00	SHARES: 700.00 READERS DIGEST ASSN INC COM CL A NON VTG
05-06-02 ACQUIRED 03-27-01	2,361 42	2,762.42	401.00-	0.00	SHARES: 100 00 READERS DIGEST ASSN INC COM CL A NON VTG
05-06-02 ACQUIRED 03-27-01	29,891.17	35,911 46	6,020 29-	0.00	SHARES: 1,300.00 READERS DIGEST ASSN INC COM CL A NON VTG

BELO CORP

0221

The Northern Trust Company
 50 South LaSalle Street, Chicago, Illinois 60675
 (312) 630-6000

THE LYNDE AND HARRY BRADLEY FOUNDATION
 TRUST COMPANY OF THE WEST

03030 ACCOUNT NO 26-08293
 SS870 AAB

FEDERAL SCHEDULE OF GAINS AND LOSSES
 ACCOUNT TRANSACTIONS TAXABLE DURING THE PERIOD
 01-01-02 THROUGH 12-31-02

DATE SOLD/ ACQUIRED SALES PROCEEDS COST BASIS GAIN/LOSS 28% RATE

DESCRIPTION OF PROPERTY	DATE SOLD/ ACQUIRED	SALES PROCEEDS	COST BASIS	GAIN/LOSS	28% RATE
SHARES: DOVER CORP., COMMON STOCK \$1 PAR	SOLD 05-07-02 ACQUIRED 11-21-00	6,800.64	5,184.75	1,615.89	0.00
SHARES: BELO CORP	SOLD 05-07-02 ACQUIRED 01-23-01	7,167.50	7,442.36	274.86-	0.00
SHARES: BELO CORP	SOLD 05-08-02 ACQUIRED 11-21-00	4,558.64	3,456.50	1,102.14	0.00
SHARES: BELO CORP	SOLD 05-09-02 ACQUIRED 11-21-00	4,528.52	3,456.50	1,072.02	0.00
SHARES: BELO CORP	SOLD 05-13-02 ACQUIRED 11-21-00	2,265.83	1,728.25	537.58	0.00
SHARES: READ-RITE CORP COM	SOLD 05-13-02 ACQUIRED 11-21-00	1,847.94	3,820.25	1,972.31-	0.00
SHARES: READ-RITE CORP COM	SOLD 05-13-02 ACQUIRED 11-21-00	700.00			

1991

The Northern Trust Company
 50 South LaSalle Street, Chicago, Illinois 60675
 (312) 630-6000

03030 ACCOUNT NO 26-08293 THE LYNDE AND HARRY BRADLEY FOUNDATION TRUST COMPANY OF THE WEST

FEDERAL SCHEDULE OF GAINS AND LOSSES
 ACCOUNT TRANSACTIONS TAXABLE DURING THE PERIOD
 01-01-02 THROUGH 12-31-02

DATE SOLD/ ACQUIRED SALES PROCEEDS COST BASIS GAIN/LOSS 28% RATE GAIN/LOSS

READ-RITE CORP COM SHARES: 3,400 00 SOLD 05-13-02 8,975.72 18,555.50 9,579.78- 0 00

READ-RITE CORP COM SHARES: 4,000 00 SOLD 05-13-02 10,559.68 19,654.80 9,095.12- 0 00

READ-RITE CORP COM SHARES: 4,000 00 SOLD 05-13-02 10,559.67 13,250.00 2,690.33- 0 00

READ-RITE CORP COM SHARES: 3,400 00 SOLD 05-13-02 8,975.72 18,555.50 9,579.78- 0 00

BELO CORP SHARES: 100.00 SOLD 05-14-02 2,287.20 1,728.25 558.95 0.00

ROHM & HAAS CO, COMMON STOCK, #2.50 PAR SHARES: 1,300.00 SOLD 05-20-02 49,098.87 39,994.11 9,104.76 0.00

ROHM & HAAS CO, COMMON STOCK, #2.50 PAR ACQUIRED 03-22-01

9991

The Northern Trust Company
 50 South LaSalle Street, Chicago, Illinois 60675
 (312) 630-6000

THE LYNDE AND HARRY BRADLEY FOUNDATION
 TRUST COMPANY OF THE WEST

03030 ACCOUNT NO 26-08293
 SS870 AAB

FEDERAL SCHEDULE OF GAINS AND LOSSES
 ACCOUNT TRANSACTIONS TAXABLE DURING THE PERIOD
 01-01-02 THROUGH 12-31-02

DATE SOLD/
 SALES PROCEEDS
 COST BASIS
 GAIN/LOSS
 28% RATE
 GAIN/LOSS

DESCRIPTION OF PROPERTY	DATE SOLD/ SALES PROCEEDS	COST BASIS	GAIN/LOSS	28% RATE GAIN/LOSS
SHARES: SOLD 05-21-02 500 00 ACQUIRED 03-22-01	19,005.02	15,382.55	3,622.67	0.00
ROHM & HAAS CO, COMMON STOCK, \$2.50 PAR				
SHARES: SOLD 05-22-02 700 00 ACQUIRED 03-22-01	26,467.95	21,535.29	4,932.66	0.00
ROHM & HAAS CO, COMMON STOCK, \$2.50 PAR				
SHARES: SOLD 05-23-02 500 00 ACQUIRED 03-22-01	18,934.08	15,382.55	3,551.73	0.00
VALLEY NATIONAL BANCORP, COMMON STOCK, NO PAR				
SHARES: SOLD 05-29-02 0 50 ACQUIRED 11-21-00	13 93	53 06	39.13-	0.00
PRIDE INTL INC DEL COM				
SHARES: SOLD 06-10-02 1,400 00 ACQUIRED 05-24-01	24,527 26	40,247.76	15,720 50-	0.00
RADIOSHACK CORP COM				

1223

The Northern Trust Company
 50 South LaSalle Street, Chicago, Illinois 60675
 (312) 630-6000

03030 ACCOUNT NO 26-08293 THE LYNDE AND HARRY BRADLEY FOUNDATION
 SS870 AAB TRUST COMPANY OF THE WEST

FEDERAL SCHEDULE OF GAINS AND LOSSES
 ACCOUNT TRANSACTIONS TAXABLE DURING THE PERIOD
 01-01-02 THROUGH 12-31-02

DATE SOLD/ ACQUIRED	SALES PROCEEDS	COST BASIS	GAIN/LOSS	28% RATE GAIN/LOSS	DESCRIPTION OF PROPERTY
06-10-02 ACQUIRED	40,726.77	33,780.00	6,946.77	0.00	TELEDYNE TECHNOLOGIES INC COM SHARES: 1,200.00
06-10-02 ACQUIRED	11,520.25	11,429.88	90.37	0.00	TELEDYNE TECHNOLOGIES INC COM SHARES: 600.00
06-11-02 ACQUIRED	16,657.86	17,144.82	486.96-	0.00	TELEDYNE TECHNOLOGIES INC COM SHARES: 900.00
06-12-02 ACQUIRED	7,348.41	7,619.92	271.51-	0.00	TELEDYNE TECHNOLOGIES INC COM SHARES: 400.00
06-13-02 ACQUIRED	5,451.67	5,714.94	263.27-	0.00	TELEDYNE TECHNOLOGIES INC COM SHARES: 300.00
06-14-02 ACQUIRED	27,845.16	25,335.00	2,510.16	0.00	RADIOSHACK CORP COM SHARES: 900.00
06-06-01 ACQUIRED					GARTNER GROUP INC NEW CL A COM

heel

The Northern Trust Company

50 South LaSalle Street, Chicago, Illinois 60675
(312) 630-6000

03030 ACCOUNT NO. 26-08293
SS870 AAB

THE LYNDE AND HARRY BRADLEY FOUNDATION
TRUST COMPANY OF THE WEST

FEDERAL SCHEDULE OF GAINS AND LOSSES
ACCOUNT TRANSACTIONS TAXABLE DURING THE PERIOD
01-01-02 THROUGH 12-31-02

PAGE
36

<u>DESCRIPTION OF PROPERTY</u>			<u>DATE SOLD/ ACQUIRED</u>	<u>SALES PROCEEDS</u>	<u>COST BASIS</u>	<u>GAIN/LOSS</u>	<u>28% RATE GAIN/LOSS</u>
SHARES:	100 00	SOLD	06-17-02	1,072 96	802 28	270 68	0 00
		ACQUIRED	05-09-01				
GARTNER GROUP INC NEW CL A COM							
SHARES:	300.00	SOLD	06-17-02	3,220 40	2,406 84	813 56	0.00
		ACQUIRED	05-09-01				
PENTAIR INC , COMMON STOCK, \$ 16 2/3 PAR							
SHARES:	1,000.00	SOLD	06-17-02	47,827.05	27,944.63	19,882 42	0 00
		ACQUIRED	11-21-00				
GARTNER GROUP INC NEW CL A COM							
SHARES:	5,300 00	SOLD	06-18-02	54,588 34	42,520.84	12,067.50	0 00
		ACQUIRED	05-09-01				
GARTNER GROUP INC NEW CL A COM							
SHARES:	400 00	SOLD	06-18-02	4,233 91	3,209 12	1,024 79	0 00
		ACQUIRED	05-09-01				
PENTAIR INC , COMMON STOCK, \$.16 2/3 PAR							
SHARES:	150.00	SOLD	06-18-02	7,183 25	4,191 69	2,991.56	0.00
		ACQUIRED	11-21-00				
GARTNER GROUP INC NEW CL A COM							

1985

The Northern Trust Company
 50 South LaSalle Street, Chicago, Illinois 60675
 (312) 630-6000

03030 ACCOUNT NO. 26-08293 THE LYNDE AND HARRY BRADLEY FOUNDATION
 SS870 AAB TRUST COMPANY OF THE WEST

FEDERAL SCHEDULE OF GAINS AND LOSSES
 ACCOUNT TRANSACTIONS TAXABLE DURING THE PERIOD
 01-01-02 THROUGH 12-31-02

DESCRIPTION OF PROPERTY	DATE SOLD/ ACQUIRED	SALES PROCEEDS	COST BASIS	GAIN/LOSS	28% RATE GAIN/LOSS
SHARES: 1,600.00	SOLD 06-19-02 ACQUIRED 05-09-01	16,479.50	12,836.48	3,643.02	0.00
GARTNER GROUP INC NEW CL A COM					
SHARES: 2,500.00	SOLD 06-20-02 ACQUIRED 05-09-01	25,384.73	20,057.00	5,327.73	0.00
GARTNER GROUP INC NEW CL A COM					
SHARES: 800.00	SOLD 06-20-02 ACQUIRED 05-09-01	8,119.75	6,418.24	1,701.51	0.00
GARTNER GROUP INC NEW CL A COM					
SHARES: 500.00	SOLD 06-21-02 ACQUIRED 05-09-01	5,024.84	4,011.40	1,013.44	0.00
GARTNER GROUP INC NEW CL A COM					
SHARES: 200.00	SOLD 06-21-02 ACQUIRED 05-10-01	2,009.94	1,604.38	405.56	0.00
PENTAIR INC., COMMON STOCK, \$ 16 2/3 PAR					
SHARES: 650.00	SOLD 06-27-02 ACQUIRED 11-21-00	30,397.44	18,164.01	12,233.43	0.00
HARTE-HANKS INC COM (NEW)					
SHARES: 250.00	SOLD 06-27-02 ACQUIRED 12-19-00	11,691.32	5,512.50	6,178.82	0.00

9991

The Northern Trust Company
 50 South LaSalle Street, Chicago, Illinois 60675
 (312) 630-6000

THE LYNDE AND HARRY BRADLEY FOUNDATION
 TRUST COMPANY OF THE WEST

FEDERAL SCHEDULE OF GAINS AND LOSSES
 ACCOUNT TRANSACTIONS TAXABLE DURING THE PERIOD
 01-01-02 THROUGH 12-31-02

03030 ACCOUNT NO 26-08293 THE LYNDE AND HARRY BRADLEY FOUNDATION
 SS870 AAB TRUST COMPANY OF THE WEST

DATE SOLD/ ACQUIRED SALES PROCEEDS COST BASIS GAIN/LOSS 28% RATE GAIN/LOSS

MINERALS TECHNOLOGIES INC COM
 SHARES: 2,000 00 SOLD 07-18-02 35,381 73 30,616.13 4,765 60 0.00
 ACQUIRED 04-30-01

HARTE-HANKS INC, COM (NEW)
 SHARES: 1,000.00 SOLD 07-19-02 31,949.04 33,643 60 1,694 56- 0.00
 ACQUIRED 11-20-00

HARTE-HANKS INC, COM (NEW)
 SHARES: 100.00 SOLD 07-22-02 1,629 95 1,530 81 99.14 0.00
 ACQUIRED 04-30-01

HARTE-HANKS INC, COMMON STOCK, \$ 16 2/3 PAR
 SHARES: 1,100.00 SOLD 07-22-02 18,004 14 16,838.87 1,165.27 0.00
 ACQUIRED 04-30-01

MEREDITH CORP COM
 SHARES 900 00 SOLD 07-23-02 34,313.36 19,845.00 14,468 36 0.00
 ACQUIRED 12-19-00

PENTAIR INC, COMMON STOCK, \$ 16 2/3 PAR
 SHARES 800 00 SOLD 07-24-02 27,119 42 25,786 56 1,332 86 0.00
 ACQUIRED 11-20-00

The Northern Trust Company
 50 South LaSalle Street, Chicago, Illinois 60675
 (312) 630-6000

THE LYNDE AND HARRY BRADLEY FOUNDATION
 TRUST COMPANY OF THE WEST

03030 ACCOUNT NO. 26-08293
 AAB SS870

FEDERAL SCHEDULE OF GAINS AND LOSSES
 ACCOUNT TRANSACTIONS TAXABLE DURING THE PERIOD
 01-01-02 THROUGH 12-31-02

PAGE 39

DATE SOLD/ ACQUIRED	SALES PROCEEDS	COST BASIS	GAIN/LOSS	28% RATE GAIN/LOSS	DESCRIPTION OF PROPERTY
07-24-02 SOLD 12-18-00 ACQUIRED	109,370.78	63,813.63	45,557.15	0.00	SHARES: 2,900.00 PHOENIX COS INC NEW COM
07-24-02 SOLD 12-19-00 ACQUIRED	5,657.11	3,307.50	2,349.61	0.00	SHARES: 150.00 PHOENIX COS INC NEW COM
07-24-02 SOLD 07-16-01 ACQUIRED	15,402.39	20,501.14	5,098.75-	0.00	SHARES: 1,100.00 VALLEY NATIONAL BANCORP, COMMON STOCK, NO PAR
07-24-02 SOLD 11-20-00 ACQUIRED	85,677.41	73,253.74	12,423.67	0.00	SHARES: 3,400.00 DEVON ENERGY CORP NEW COM
09-13-02 SOLD 09-10-01 ACQUIRED	9,617.19	8,702.66	914.53	0.00	SHARES: 200.00 DEVON ENERGY CORP NEW COM
09-13-02 SOLD 09-10-01 ACQUIRED	57,703.14	52,243.08	5,460.06	0.00	SHARES: 1,200.00 ENSCO INTL INC COMMON STOCK
09-13-02 SOLD 07-19-01 ACQUIRED	38,038.25	29,213.10	8,825.15	0.00	SHARES: 1,500.00 ENSCO INTL INC COMMON STOCK

82291

The Northern Trust Company
 50 South LaSalle Street, Chicago, Illinois 60675
 (312) 630-6000

THE LYNDE AND HARRY BRADLEY FOUNDATION
 TRUST COMPANY OF THE WEST

FEDERAL SCHEDULE OF GAINS AND LOSSES
 ACCOUNT TRANSACTIONS TAXABLE DURING THE PERIOD
 01-01-02 THROUGH 12-31-02

28% RATE
 GAIN/LOSS

DATE SOLD/ ACQUIRED	SALES PROCEEDS	COST BASIS	GAIN/LOSS	28% RATE GAIN/LOSS	DESCRIPTION OF PROPERTY
09-13-02 SOLD 07-20-01 ACQUIRED	17,751.18	14,165.41	3,585.77	0.00	HAIN CELESTIAL GROUP INC COM SHARES: 700 00
09-13-02 SOLD 06-04-01 ACQUIRED	18,066.73	27,557.86	9,491.13-	0.00	TEKTRONIX, INC COMMON STOCK, NO PAR SHARES: 1,100.00
09-13-02 SOLD 05-07-01 ACQUIRED	13,770.14	20,208.56	6,438.42-	0.00	VALLEY NATIONAL BANCRP., COMMON STOCK, NO PAR SHARES: 800 00
09-13-02 SOLD 09-13-02 ACQUIRED	18,354.56	14,408.37	3,946.19	0.00	HAIN CELESTIAL GROUP INC COM SHARES: 668.75
09-13-02 SOLD 11-21-00 ACQUIRED	8,405.35	6,497.17	1,908.18	0.00	HAIN CELESTIAL GROUP INC COM SHARES: 306.25
09-13-02 SOLD 11-27-00 ACQUIRED	14,409.19	11,233.00	3,176.19	0.00	HAIN CELESTIAL GROUP INC COM SHARES: 525 00
09-16-02 SOLD 06-04-01 ACQUIRED	1,626.13	2,505.26	879.13-	0.00	HARTE-HANKS INC COM (NEW) SHARES: 100.00

The Northern Trust Company
 50 South LaSalle Street, Chicago, Illinois 60675
 (312) 630-6000

THE LYNDE AND HARRY BRADLEY FOUNDATION
 TRUST COMPANY OF THE WEST

FEDERAL SCHEDULE OF GAINS AND LOSSES
 ACCOUNT TRANSACTIONS TAXABLE DURING THE PERIOD
 01-01-02 THROUGH 12-31-02

PAGE 41

28% RATE
 GAIN/LOSS

DESCRIPTION OF PROPERTY	DATE SOLD/ ACQUIRED	SALES PROCEEDS	COST BASIS	GAIN/LOSS	28% RATE GAIN/LOSS
HARTE-HANKS INC. COM (NEW) SHARES: 100 00	SOLD 09-16-02 ACQUIRED 04-30-01	2,134.93	1,530.81	604.12	0.00
HARTE-HANKS INC. COM (NEW) SHARES: 150 00	SOLD 09-17-02 ACQUIRED 04-18-01	3,121.41	2,270.36	851.05	0.00
HARTE-HANKS INC. COM (NEW) SHARES: 1,050 00	SOLD 09-17-02 ACQUIRED 04-30-01	21,849.83	16,073.47	5,776.36	0.00
BANKNORTH GROUP INC NEW COM SHARES: 852 00	SOLD 09-18-02 ACQUIRED 04-18-01	17,066.91	12,895.63	4,171.28	0.00
BANKNORTH GROUP INC NEW COM SHARES: 300 00	SOLD 09-23-02 ACQUIRED 11-21-00	7,000.49	5,438.24	1,562.25	0.00
DEVON ENERGY CORP NEW COM SHARES: 300.00	SOLD 09-25-02 ACQUIRED 11-21-00	7,009.04	5,438.24	1,570.80	0.00
ENSCO INTL INC COMMON STOCK SHARES: 400 00	SOLD 09-25-02 ACQUIRED 09-10-01	17,817.18	17,405.32	411.86	0.00

1230

The Northern Trust Company
 50 South LaSalle Street, Chicago, Illinois 60675
 (312) 630-6000

THE LYNDE AND HARRY BRADLEY FOUNDATION
 TRUST COMPANY OF THE WEST

FEDERAL SCHEDULE OF GAINS AND LOSSES
 ACCOUNT TRANSACTIONS TAXABLE DURING THE PERIOD
 01-01-02 THROUGH 12-31-02

03030 ACCOUNT NO. 26-08293 THE LYNDEN AND HARRY BRADLEY FOUNDATION
 SS870 AAB TRUST COMPANY OF THE WEST

PAGE 42

28% RATE GAIN/LOSS

DATE SOLD/ ACQUIRED	SALES PROCEEDS	COST BASIS	GAIN/LOSS	28% RATE GAIN/LOSS	DESCRIPTION OF PROPERTY
09-25-02 SOLD 07-19-01 ACQUIRED	18,601 59	15,580 32	3,021 27	0.00	MINERALS TECHNOLOGIES INC COM SHARES; 800.00
09-25-02 SOLD 09-25-02 ACQUIRED	3,927.07	3,364.36	562 71	0.00	MINERALS TECHNOLOGIES INC COM SHARES; 100 00
09-26-02 SOLD 11-20-00 ACQUIRED	47,016.02	40,372.32	6,643 70	0.00	BELO CORP SHARES; 1,200 00
09-27-02 SOLD 11-21-00 ACQUIRED	4,601.38	3,456.50	1,144.88	0 00	LEGG MASON INC. COMMON STOCK SHARES; 200.00
09-27-02 SOLD 09-27-02 ACQUIRED	21,754 09	18,495 80	3,258.29	0.00	MINERALS TECHNOLOGIES INC COM SHARES; 500 00
09-27-02 SOLD 11-20-00 ACQUIRED	22,974.32	20,186 16	2,788 16	0.00	DEVON ENERGY CORP NEW COM SHARES; 600 00

1231

The Northern Trust Company
 50 South LaSalle Street, Chicago, Illinois 60675
 (312) 630-6000

THE LYNDE AND HARRY BRADLEY FOUNDATION
 TRUST COMPANY OF THE WEST

FEDERAL SCHEDULE OF GAINS AND LOSSES
 ACCOUNT TRANSACTIONS TAXABLE DURING THE PERIOD
 01-01-02 THROUGH 12-31-02

03030 ACCOUNT NO. 26-08293
 SS870 AAB

DATE SOLD/ ACQUIRED SALES PROCEEDS BASIS COST 28% RATE GAIN/LOSS

BELO CORP SHARES: 300.00 SOLD 09-27-02 14,141.42 13,053.99 1,087.43 0.00

MINERALS TECHNOLOGIES INC COM SHARES: 200.00 SOLD 09-30-02 4,406.87 3,422.62 984.25 0.00

BELO CORP SHARES: 3,400.00 SOLD 09-30-02 74,916.73 58,760.50 16,156.23 0.00

TELEDYNE TECHNOLOGIES INC COM SHARES: 1,200.00 SOLD 09-30-02 44,489.61 40,372.32 4,117.29 0.00

BELO CORP SHARES: 1,200.00 SOLD 10-01-02 26,339.20 20,535.72 5,803.48 0.00

TELEDYNE TECHNOLOGIES INC COM SHARES: 300.00 SOLD 10-02-02 5,329.21 5,714.94 385.73- 0.00

TELEDYNE TECHNOLOGIES INC COM SHARES: 700.00 SOLD 10-03-02 12,414.12 13,334.86 920.74- 0.00

TELEDYNE TECHNOLOGIES INC COM ACQUIRED 02-07-01

TELEDYNE TECHNOLOGIES INC COM ACQUIRED 02-07-01

TELEDYNE TECHNOLOGIES INC COM ACQUIRED 02-07-01

12321

The Northern Trust Company
 50 South LaSalle Street, Chicago, Illinois 60675
 (312) 630-6000

THE LYNDE AND HARRY BRADLEY FOUNDATION
 TRUST COMPANY OF THE WEST

FEDERAL SCHEDULE OF GAINS AND LOSSES
 ACCOUNT TRANSACTIONS TAXABLE DURING THE PERIOD
 01-01-02 THROUGH 12-31-02

DESCRIPTION OF PROPERTY	DATE SOLD/ ACQUIRED	SALES PROCEEDS	COST BASIS	GAIN/LOSS	28% RATE GAIN/LOSS
MEREDITH CORP COM SHARES; 800 00	SOLD 10-03-02 ACQUIRED 02-07-01	14,228.21	15,239.84	1,011.63-	0 00
MEREDITH CORP COM SHARES; 200.00	SOLD 10-11-02 ACQUIRED 11-20-00	8,715 39	6,446 64	2,268 75	0.00
MEREDITH CORP COM SHARES; 100 00	SOLD 10-14-02 ACQUIRED 11-20-00	4,386 58	3,223 32	1,163 26	0.00
MEREDITH CORP COM SHARES; 100 00	SOLD 10-14-02 ACQUIRED 11-20-00	4,368.03	3,223 32	1,144 71	0.00
MEREDITH CORP COM SHARES; 500.00	SOLD 10-15-02 ACQUIRED 11-20-00	22,480.37	16,116.60	6,363.77	0.00
MEREDITH CORP COM SHARES; 100 00	SOLD 10-16-02 ACQUIRED 11-21-00	4,439.49	3,183.80	1,255.69	0.00

The Northern Trust Company
 50 South LaSalle Street, Chicago, Illinois 60675
 (312) 630-6000

THE LYNDE AND HARRY BRADLEY FOUNDATION
 TRUST COMPANY OF THE WEST

FEDERAL SCHEDULE OF GAINS AND LOSSES
 ACCOUNT TRANSACTIONS TAXABLE DURING THE PERIOD
 01-01-02 THROUGH 12-31-02

28% RATE
 GAIN/LOSS

DATE SOLD/ ACQUIRED	SALES PROCEEDS	COST BASIS	GAIN/LOSS	28% RATE GAIN/LOSS	DESCRIPTION OF PROPERTY
10-17-02 ACQUIRED 11-21-00	4,488.52	3,183.80	1,304.72	0.00	SHARES: RADIO SHACK CORP COM
10-18-02 ACQUIRED 11-21-00	4,477.70	3,183.80	1,293.90	0.00	SHARES: MEREDITH CORP COM
10-18-02 ACQUIRED 06-06-01	74,058.81	98,525.00	24,466.19-	0.00	SHARES: RADIO SHACK CORP COM
10-21-02 ACQUIRED 09-17-01	32,084.07	25,357.28	6,726.79	0.00	SHARES: CARNIVAL CORP COM
10-21-02 ACQUIRED 10-19-01	49,360.11	39,825.60	9,534.51	0.00	SHARES: RADIO SHACK CORP COM
10-21-02 ACQUIRED 06-06-01	10,470.28	14,075.00	3,604.72-	0.00	SHARES: RADIO SHACK CORP COM
10-21-02 ACQUIRED 08-09-01	25,128.68	29,972.28	4,843.60-	0.00	SHARES: BANKNORTH GROUP INC NEW COM

The Northern Trust Company
 50 South LaSalle Street, Chicago, Illinois 60675
 (312) 630-6000

THE LYNDE AND HARRY BRADLEY FOUNDATION
 TRUST COMPANY OF THE WEST

03030 ACCOUNT NO. 26-08293
 SS870 AAB

FEDERAL SCHEDULE OF GAINS AND LOSSES
 ACCOUNT TRANSACTIONS TAXABLE DURING THE PERIOD
 01-01-02 THROUGH 12-31-02

28% RATE GAIN/LOSS

DATE SOLD/ ACQUIRED	SALES PROCEEDS	COST BASIS	GAIN/LOSS	28% RATE GAIN/LOSS	DESCRIPTION OF PROPERTY
10-22-02 SOLD 11-21-00 ACQUIRED	4,650 15	3,625.49	1,024.66	0.00	SHARES; BANKNORTH GROUP INC NEW COM
10-25-02 SOLD 11-21-00 ACQUIRED	5,805 32	4,531 86	1,273.46	0.00	SHARES; BANKNORTH GROUP INC NEW COM
10-24-02 SOLD 11-21-00 ACQUIRED	6,971 78	5,438 24	1,533 54	0.00	SHARES; CARNIVAL CORP COM
10-25-02 SOLD 09-17-01 ACQUIRED	18,804.02	13,653.92	5,150.10	0.00	SHARES; BANKNORTH GROUP INC NEW COM
10-28-02 SOLD 11-21-00 ACQUIRED	3,486.16	2,719.12	767.04	0.00	SHARES; CARNIVAL CORP COM
10-28-02 SOLD 09-17-01 ACQUIRED	24,429.13	17,555 04	6,874.09	0.00	SHARES; COMSCOPE INC COM

The Northern Trust Company
 50 South LaSalle Street, Chicago, Illinois 60675
 (312) 630-6000

THE LYNDE AND HARRY BRADLEY FOUNDATION
 TRUST COMPANY OF THE WEST

03030 ACCOUNT NO 26-08293
 SS870 AAB

FEDERAL SCHEDULE OF GAINS AND LOSSES
 ACCOUNT TRANSACTIONS TAXABLE DURING THE PERIOD
 01-01-02 THROUGH 12-31-02

28% RATE
 GAIN/LOSS

DATE SOLD/ ACQUIRED	SALES PROCEEDS	COST BASIS	GAIN/LOSS	28% RATE GAIN/LOSS	DESCRIPTION OF PROPERTY
11-13-02 SOLD	865 31	2,100.69	1,235.38-	0.00	SHARES: COMMSCOPE INC COM
11-18-02 SOLD	913.68	2,100.69	1,187.01-	0.00	SHARES: TEKTRONIX, INC, COMMON STOCK, NO PAR
11-18-02 SOLD	16,425.49	22,734.63	6,309.14-	0.00	SHARES: TEKTRONIX, INC, COMMON STOCK, NO PAR
11-19-02 SOLD	8,991.82	12,630.35	3,638.53-	0.00	SHARES: COMMSCOPE INC COM
11-15-02 SOLD	2,661.12	6,302.07	3,640.95-	0.00	SHARES: COMMSCOPE INC COM
11-14-02 SOLD	5,497.45	12,604.14	7,106.69-	0.00	SHARES: COMMSCOPE INC COM
11-18-02 SOLD	913.68	2,100.69	1,187.01-	0.00	SHARES: COMMSCOPE INC COM
11-18-02 SOLD	16,425.49	22,734.63	6,309.14-	0.00	SHARES: TEKTRONIX, INC, COMMON STOCK, NO PAR
11-19-02 SOLD	8,991.82	12,630.35	3,638.53-	0.00	SHARES: COMMSCOPE INC COM

The Northern Trust Company
 50 South LaSalle Street, Chicago, Illinois 60675
 (312) 630-6000

THE LYNDE AND HARRY BRADLEY FOUNDATION
 TRUST COMPANY OF THE WEST

FEDERAL SCHEDULE OF GAINS AND LOSSES
 ACCOUNT TRANSACTIONS TAXABLE DURING THE PERIOD
 01-01-02 THROUGH 12-31-02

28% RATE
 GAIN/LOSS

DATE SOLD/ ACQUIRED	SALES PROCEEDS	COST BASIS	GAIN/LOSS	28% RATE GAIN/LOSS	DESCRIPTION OF PROPERTY
11-20-02 SOLD 09-05-01 ACQUIRED	11,010.86	25,208.28	14,197.42-	0.00	SHARES: 1,200.00 TEKTRONIX, INC, COMMON STOCK, NO PAR ACQUIRED
11-20-02 SOLD 05-02-01 ACQUIRED	27,246.82	36,450.15	9,203.33-	0.00	SHARES: 1,500.00 SOLD ACQUIRED
11-20-02 SOLD 05-07-01 ACQUIRED	5,449.37	7,578.21	2,128.84-	0.00	SHARES: 300.00 SOLD ACQUIRED
11-21-02 SOLD 09-05-01 ACQUIRED	9,176.92	21,006.90	11,829.98-	0.00	SHARES: 1,000.00 SOLD ACQUIRED
11-21-02 SOLD 12-13-00 ACQUIRED	18,734.93	19,733.00	998.07-	0.00	SHARES: 1,000.00 SOLD ACQUIRED
11-22-02 SOLD 09-05-01 ACQUIRED	9,174.42	21,006.90	11,832.48-	0.00	SHARES: 1,000.00 SOLD ACQUIRED
11-22-02 SOLD 12-13-00 ACQUIRED	7,583.21	7,893.20	309.99-	0.00	SHARES: 400.00 SOLD ACQUIRED
					COMMScope INC COM PALL CORP. COMMON STOCK, \$.25 PAR
					COMMScope INC COM PALL CORP. COMMON STOCK, \$.25 PAR

The Northern Trust Company
 50 South LaSalle Street, Chicago, Illinois 60675
 (312) 630-6000

THE LYNDE AND HARRY BRADLEY FOUNDATION
 TRUST COMPANY OF THE WEST

FEDERAL SCHEDULE OF GAINS AND LOSSES
 ACCOUNT TRANSACTIONS TAXABLE DURING THE PERIOD
 01-01-02 THROUGH 12-31-02

PAGE 49

03030 ACCOUNT NO. 26-08293
 SSB70 AAB

28% RATE	GAIN/LOSS	COST	SALES	DATE SOLD/ ACQUIRED	DESCRIPTION OF PROPERTY
0.00	2,290.54-	4,192.48	1,901.94	11-25-02 SOLD 08-31-01 ACQUIRED	SHARES: 200.00
0.00	4,598.88-	8,402.76	3,803.88	11-25-02 SOLD 09-05-01 ACQUIRED	SHARES: 400.00
					PALL CORP COMMON STOCK, \$ 25 PAR
0.00	279.87-	7,893.20	7,613.33	11-25-02 SOLD 12-13-00 ACQUIRED	SHARES: 400.00
					COMMScope INC COM
0.00	2,358.30-	4,192.48	1,834.18	11-26-02 SOLD 08-31-01 ACQUIRED	SHARES: 200.00
					PALL CORP COMMON STOCK, \$ 25 PAR
0.00	654.22-	11,839.80	11,185.58	11-26-02 SOLD 12-13-00 ACQUIRED	SHARES: 600.00
					COMMScope INC COM
0.00	5,363.59-	9,420.98	4,057.39	11-27-02 SOLD 09-05-01 ACQUIRED	SHARES: 450.00
					COMMScope INC COM
0.00	7,693.52-	13,554.19	5,860.67	11-27-02 SOLD 09-06-01 ACQUIRED	SHARES: 650.00
					LEGG MASON INC. COMMON STOCK

1238

The Northern Trust Company
 50 South LaSalle Street, Chicago, Illinois 60675
 (312) 630-6000

03030 ACCOUNT NO. 26-08293
 SS870 AAB

THE LYNDE AND HARRY BRADLEY FOUNDATION
 TRUST COMPANY OF THE WEST

FEDERAL SCHEDULE OF GAINS AND LOSSES
 ACCOUNT TRANSACTIONS TAXABLE DURING THE PERIOD
 01-01-02 THROUGH 12-31-02

PAGE 50

DESCRIPTION OF PROPERTY DATE SOLD/ SALES PROCEEDS COST BASIS GAIN/LOSS 28% RATE GAIN/LOSS

SHARES · SOLD 11-27-02 1,500.00 77,407 56 55,487 40 21,920.16 0 00
 PALM CORP. COMMON STOCK, \$.25 PAR ACQUIRED 09-20-01

SHARES: SOLD 11-27-02 300.00 5,741 52 5,919.90 178 38- 0.00
 ACQUIRED 12-13-00
 COMMSCOPE INC COM

SHARES: SOLD 11-29-02 500 00 4,469.41 10,298.65 5,829 24- 0.00
 ACQUIRED 10-25-01
 PALM CORP. COMMON STOCK, \$.25 PAR

SHARES: SOLD 11-29-02 600 00 11,434.27 11,839.80 405.53- 0.00
 ACQUIRED 12-13-00
 COMMSCOPE INC COM

SHARES: SOLD 12-02-02 200.00 1,795 64 4,119 46 2,323 82- 0.00
 ACQUIRED 10-25-01
 LEGG MASON INC COMMON STOCK

SHARES: SOLD 12-02-02 400 00 20,926 40 14,073.76 6,852.64 0 00
 ACQUIRED 09-21-01
 PALM CORP. COMMON STOCK, \$.25 PAR

1239

The Northern Trust Company
 50 South LaSalle Street, Chicago, Illinois 60675
 (312) 630-6000

THE LYNDE AND HARRY BRADLEY FOUNDATION
 TRUST COMPANY OF THE WEST

FEDERAL SCHEDULE OF GAINS AND LOSSES
 ACCOUNT TRANSACTIONS TAXABLE DURING THE PERIOD
 01-01-02 THROUGH 12-31-02

PAGE 51

DESCRIPTION OF PROPERTY	DATE SOLD/ ACQUIRED	SALES PROCEEDS	COST BASIS	GAIN/LOSS	28% RATE GAIN/LOSS
SHARES; LEGG MASON INC COMMON STOCK	SOLD 12-03-02 ACQUIRED 09-21-01	5,156.21	3,518.99	1,637.77	0.00
SHARES; COMMScope INC COM PALL CORP, COMMON STOCK, \$.25 PAR	SOLD 12-04-02 ACQUIRED 12-12-00	10,937.72	11,724.96	787.24-	0.00
SHARES; COMMScope INC COM PALL CORP, COMMON STOCK, \$.25 PAR	SOLD 12-04-02 ACQUIRED 12-13-00	7,291.82	7,893.20	601.38-	0.00
SHARES; COMMScope INC COM PALL CORP, COMMON STOCK, \$.25 PAR	SOLD 12-06-02 ACQUIRED 10-25-01	4,094.97	10,298.65	6,203.68-	0.00
SHARES; COMMScope INC COM PALL CORP, COMMON STOCK, \$.25 PAR	SOLD 12-06-02 ACQUIRED 12-12-00	17,611.56	19,541.60	1,930.04-	0.00
SHARES; COMMScope INC COM PALL CORP, COMMON STOCK, \$.25 PAR	SOLD 12-09-02 ACQUIRED 10-25-01	1,590.09	4,119.96	2,529.37-	0.00

(202)

The Northern Trust Company
 50 South LaSalle Street, Chicago, Illinois 60675
 (312) 630-6000

THE LYNDE AND HARRY BRADLEY FOUNDATION
 TRUST COMPANY OF THE WEST

03030 ACCOUNT NO. 26-08293
 SS870 AAB

FEDERAL SCHEDULE OF GAINS AND LOSSES
 ACCOUNT TRANSACTIONS TAXABLE DURING THE PERIOD
 01-01-02 THROUGH 12-31-02

28% RATE	GAIN/LOSS	COST BASIS	SALES PROCEEDS	DATE SOLD/ ACQUIRED	DESCRIPTION OF PROPERTY
----------	-----------	------------	----------------	------------------------	-------------------------

0.00	4,815.74-	7,995.92	3,180.18	12-09-02 SOLD 11-14-01 ACQUIRED	SHARES; 400.00 LEGG MASON INC. COMMON STOCK
------	-----------	----------	----------	------------------------------------	---

0.00	7,349.72-	12,120.00	4,770.28	12-09-02 SOLD 11-15-01 ACQUIRED	SHARES; 600.00 COMSCOPE INC COM
------	-----------	-----------	----------	------------------------------------	---------------------------------------

0.00	6,019.82-	9,994.90	3,975.08	12-10-02 SOLD 11-14-01 ACQUIRED	SHARES; 500.00 LEGG MASON INC. COMMON STOCK
------	-----------	----------	----------	------------------------------------	---

0.00	6,885.81	17,592.20	24,478.01	12-11-02 SOLD 09-21-01 ACQUIRED	SHARES; 500.00 LEGG MASON INC. COMMON STOCK
------	----------	-----------	-----------	------------------------------------	---

0.00	8,374.51	21,110.64	29,485.15	12-12-02 SOLD 09-21-01 ACQUIRED	SHARES; 600.00 LEGG MASON INC. COMMON STOCK
------	----------	-----------	-----------	------------------------------------	---

0.00	6,897.71	17,592.20	24,489.91	12-13-02 SOLD 09-21-01 ACQUIRED	SHARES; 500.00 LEGG MASON INC. COMMON STOCK
------	----------	-----------	-----------	------------------------------------	---

0.00	1,670.17-	2,487.50	817.33	12-16-02 SOLD 04-10-01 ACQUIRED	SHARES; 100.00 PERKINELMER INC COM
------	-----------	----------	--------	------------------------------------	--

1491

The Northern Trust Company
 50 South LaSalle Street, Chicago, Illinois 60675
 (312) 630-6000

03030 ACCOUNT NO. 26-08293
 AAB

THE LYNDE AND HARRY BRADLEY FOUNDATION
 TRUST COMPANY OF THE WEST

FEDERAL SCHEDULE OF GAINS AND LOSSES
 ACCOUNT TRANSACTIONS TAXABLE DURING THE PERIOD
 01-01-02 THROUGH 12-31-02

*** SUMMARY REPORT ***

SHORT TERM GAINS AND LOSSES

NET SHORT TERM CAPITAL GAINS AND LOSSES 219,012.43-

TOTAL SHORT TERM CAPITAL GAINS AND LOSSES 219,012.43-

LONG TERM GAINS AND LOSSES

NET LONG TERM CAPITAL GAINS AND LOSSES - 20 % 310,223.91

NET L/T CAPITAL GAIN-QUALIFIED 5-YEAR GAIN 0 00

SUB TOTAL LONG TERM GAINS AND LOSSES 310,223.91

TOTAL LONG TERM CAPITAL GAINS AND LOSSES 310,223.91

SECTION 1250 GAINS AND LOSSES - 25 % 0 00

\$91,211.48

page 234

1243

The Northern Trust Company
 50 South LaSalle Street, Chicago, Illinois 60675
 (312) 630-6000

THE LYNDE AND HARRY BRADLEY FOUNDATION
 TRUST COMPANY OF THE WEST SMALL CAP

03015 ACCOUNT NO. 26-01679
 AAB

SS870

FEDERAL SCHEDULE OF GAINS AND LOSSES
 ACCOUNT TRANSACTIONS TAXABLE DURING THE PERIOD
 01-01-02 THROUGH 12-31-02

PAGE 1

DESCRIPTION OF PROPERTY	DATE SOLD/ ACQUIRED	SALES PROCEEDS	COST BASIS	GAIN/LOSS
AMERICAN HEALTHWAYS INC	01-03-02 SOLD 06-21-01 ACQUIRED	12,083.81	1,321.42	10,762.39
MERCURY INTERACTIVE CORP COM	01-03-02 SOLD 06-19-01 ACQUIRED	7,034.27	10,856.00	3,821.73-
PEREGRINE SYS INC COM	01-03-02 SOLD 06-19-01 ACQUIRED	19,712.70	53,260.00	33,547.30-
AMERICAN HEALTHWAYS INC	01-04-02 SOLD 06-21-01 ACQUIRED	3,000.95	330.36	2,670.59
MERCURY INTERACTIVE CORP COM	01-04-02 SOLD 06-19-01 ACQUIRED	21,708.21	32,568.00	10,859.79-
#REORG/SIMPLEX SOLUTIONS INC STOCK MERGER TO CADENCE DESIGNS SYSTEMS INC 2097220 6/27/02				

hhel

The Northern Trust Company
 50 South LaSalle Street, Chicago, Illinois 60675
 (312) 630-6000

THE LYNDE AND HARRY BRADLEY FOUNDATION
 TRUST COMPANY OF THE WEST SMALL CAP

FEDERAL SCHEDULE OF GAINS AND LOSSES
 ACCOUNT TRANSACTIONS TAXABLE DURING THE PERIOD
 01-01-02 THROUGH 12-31-02

03015 ACCOUNT NO 26-01679
 SS870 AAB

DESCRIPTION OF PROPERTY	DATE SOLD/ ACQUIRED	SALES PROCEEDS	COST BASIS	GAIN/LOSS
SHARES:	01-08-02	2,778.97	2,400.00	378.97
ACQUIRED	05-02-01			
SHARES:	01-08-02	1,389.49	3,050.00	1,660.51-
ACQUIRED	06-19-01			
AMERICAN HEALTHWAYS INC				
SHARES:	01-08-02	5,820.91	660.71	5,160.20
ACQUIRED	06-21-01			
AMERICAN HEALTHWAYS INC				
SHARES:	01-09-02	2,999.95	330.36	2,669.59
ACQUIRED	06-21-01			
AMERICAN HEALTHWAYS INC				
SHARES:	01-18-02	9,007.00	991.07	8,015.93
ACQUIRED	06-21-01			
AMERICAN HEALTHWAYS INC				
SHARES:	01-22-02	15,102.67	1,651.78	13,450.89
ACQUIRED	06-21-01			
KOPIN CORP COM				
SHARES:	01-23-02	10,873.44	15,400.00	4,526.56-
ACQUIRED	11-14-01			
KOPIN CORP COM				

9HE1

The Northern Trust Company
 50 South LaSalle Street, Chicago, Illinois 60675
 (312) 630-6000

03015 ACCOUNT NO. 26-01679 AAB
 THE LYNDE AND HARRY BRADLEY FOUNDATION TRUST COMPANY OF THE WEST SMALL CAP

FEDERAL SCHEDULE OF GAINS AND LOSSES
 ACCOUNT TRANSACTIONS TAXABLE DURING THE PERIOD
 01-01-02 THROUGH 12-31-02

DESCRIPTION OF PROPERTY	DATE SOLD/ ACQUIRED	SALES PROCEEDS	COST BASIS	GAIN/LOSS
SHARES, #REGORG INTERNEURON PHARMACEUTICALS INC N/C TO INDEVUS PHARMACEUTICAL 2415778 EFF 4/2/02	01-24-02 11-14-01 SOLD ACQUIRED	400 00 4,189.25	5,600.00	1,410.75-
SHARES, #REGORG INTERNEURON PHARMACEUTICALS INC N/C TO INDEVUS PHARMACEUTICAL 2415778 EFF 4/2/02	01-25-02 06-25-01 SOLD ACQUIRED	800.00 8,682.02	7,660.16	1,021.86
SHARES, #REGORG INTERNEURON PHARMACEUTICALS INC N/C TO INDEVUS PHARMACEUTICAL 2415778 EFF 4/2/02	01-31-02 06-21-01 SOLD ACQUIRED	900.00 9,048.28	8,221.95	826.33
SHARES, #REGORG INTERNEURON PHARMACEUTICALS INC N/C TO INDEVUS PHARMACEUTICAL 2415778 EFF 4/2/02	01-31-02 06-22-01 SOLD ACQUIRED	800.00 8,042.92	7,549.68	493.24
SHARES, #REGORG INTERNEURON PHARMACEUTICALS INC N/C TO INDEVUS PHARMACEUTICAL 2415778 EFF 4/2/02	01-31-02 06-25-01 SOLD ACQUIRED	600.00 6,032.19	5,745.12	287.07
SHARES, #REGORG INTERNEURON PHARMACEUTICALS INC N/C TO INDEVUS PHARMACEUTICAL 2415778 EFF 4/2/02	02-01-02 06-21-01 SOLD ACQUIRED	100 00 1,009.98	913.55	96.43

The Northern Trust Company
 50 South LaSalle Street, Chicago, Illinois 60675
 (312) 630-6000

THE LYNDE AND HARRY BRADLEY FOUNDATION
 TRUST COMPANY OF THE WEST SMALL CAP

03015 ACCOUNT NO. 26-01679
 AAB SS870

FEDERAL SCHEDULE OF GAINS AND LOSSES
 ACCOUNT TRANSACTIONS TAXABLE DURING THE PERIOD
 01-01-02 THROUGH 12-31-02

DESCRIPTION OF PROPERTY	DATE SOLD/ ACQUIRED	SALES PROCEEDS	COST BASIS	GAIN/LOSS
SHARES: 100.00 SOLD 02-04-02 ACQUIRED 06-07-01 #REGORG INTERNEURON PHARMACEUTICALS INC N/C TO INDEVUS PHARMACEUTICAL 2415778 EFF 4/2/02	02-04-02 06-07-01	999.98	893.29	106.69
SHARES: 200.00 SOLD 02-04-02 ACQUIRED 06-21-01 #REGORG INTERNEURON PHARMACEUTICALS INC N/C TO INDEVUS PHARMACEUTICAL 2415778 EFF 4/2/02	02-04-02 06-21-01	1,999.97	1,827.10	172.87
SHARES: 600.00 SOLD 02-05-02 ACQUIRED 06-07-01 #REGORG INTERNEURON PHARMACEUTICALS INC N/C TO INDEVUS PHARMACEUTICAL 2415778 EFF 4/2/02	02-05-02 06-07-01	6,005.90	5,359.74	646.16
SHARES: 800.00 SOLD 02-12-02 ACQUIRED 06-07-01 #REGORG INTERNEURON PHARMACEUTICALS INC N/C TO INDEVUS PHARMACEUTICAL 2415778 EFF 4/2/02	02-12-02 06-07-01	8,011.07	7,146.52	864.75
SHARES: 100.00 SOLD 02-12-02 ACQUIRED 06-07-01 #REGORG INTERNEURON PHARMACEUTICALS INC N/C TO INDEVUS PHARMACEUTICAL 2415778 EFF 4/2/02	02-12-02 06-07-01	999.53	893.29	106.24

The Northern Trust Company
 50 South LaSalle Street, Chicago, Illinois 60675
 (312) 630-6000

03015 ACCOUNT NO. 26-01679 THE LYNDE AND HARRY BRADLEY FOUNDATION TRUST COMPANY OF THE WEST SMALL CAP

FEDERAL SCHEDULE OF GAINS AND LOSSES
 ACCOUNT TRANSACTIONS TAXABLE DURING THE PERIOD
 01-01-02 THROUGH 12-31-02

DESCRIPTION OF PROPERTY	DATE SOLD/ ACQUIRED	SALES PROCEEDS	COST BASIS	GAIN/LOSS
#REORG INTERNEURON PHARMACEUTICALS INC N/C TO INDEVUS PHARMACEUTICAL 2415778 EFF 4/2/02	02-13-02 SOLD 600 00 06-07-01 ACQUIRED	6,197.90	5,359.74	838 16
#REORG INTERNEURON PHARMACEUTICALS INC N/C TO INDEVUS PHARMACEUTICAL 2415778 EFF 4/2/02	02-19-02 SOLD 600 00 06-07-01 ACQUIRED	5,181.40	5,359.74	178 34-
#REORG INTERNEURON PHARMACEUTICALS INC N/C TO INDEVUS PHARMACEUTICAL 2415778 EFF 4/2/02	02-20-02 SOLD 400.00 06-07-01 ACQUIRED	3,431.94	3,573.16	141 22-
#REORG/MULTILINK TECHNOLOGY REV SPLIT TO MULTILINK TECH NEW SEC #2954597 EFF 9/10/02	02-20-02 SOLD 200 00 06-29-01 ACQUIRED	673.98	2,842.58	2,168 60-
#REORG/MULTILINK TECHNOLOGY REV SPLIT TO MULTILINK TECH NEW SEC #2954597 EFF 9/10/02	02-21-02 SOLD 100.00 06-07-01 ACQUIRED	898.99	893.29	5 70

The Northern Trust Company
 50 South LaSalle Street, Chicago, Illinois 60675
 (312) 630-6000

THE LYNDE AND HARRY BRADLEY FOUNDATION
 TRUST COMPANY OF THE WEST SMALL CAP

FEDERAL SCHEDULE OF GAINS AND LOSSES
 ACCOUNT TRANSACTIONS TAXABLE DURING THE PERIOD
 01-01-02 THROUGH 12-31-02

DESCRIPTION OF PROPERTY	DATE SOLD/ ACQUIRED	SALES PROCEEDS	COST BASIS	GAIN/LOSS
SHARES: 100.00	02-21-02 SOLD 06-29-01 ACQUIRED	269.64	1,421.29	1,151.65-
*REORG/MULTILINK TECHNOLOGY REV SPLT TO MULTILINK TECH NEW SEC #2954597 EFF 9/10/02				
SHARES: 500.00	02-21-02 SOLD 06-29-01 ACQUIRED	1,334.98	7,106.45	5,771.47-
SHARES: 200.00	02-21-02 SOLD 07-02-01 ACQUIRED	533.99	2,776.00	2,242.01-
ACTIVE PMR INC COM				
SHARES: 2,100.00	02-22-02 SOLD 06-19-01 ACQUIRED	7,206.88	40,414.92	33,208.04-
*REORG INTERNEURON PHARMACEUTICALS INC N/C TO INDEVUS PHARMACEUTICAL 2415778 EFF 4/2/02				
SHARES: 100.00	02-22-02 SOLD 06-07-01 ACQUIRED	868.36	893.29	24.93-
*REORG INTERNEURON PHARMACEUTICALS INC N/C TO INDEVUS PHARMACEUTICAL 2415778 EFF 4/2/02				

The Northern Trust Company

50 South LaSalle Street, Chicago, Illinois 60675
(312) 630-6000

03015 ACCOUNT NO. 26-01679
SS870 AAB

THE LYNDE AND HARRY BRADLEY FOUNDATION
TRUST COMPANY OF THE WEST SMALL CAP

FEDERAL SCHEDULE OF GAINS AND LOSSES
ACCOUNT TRANSACTIONS TAXABLE DURING THE PERIOD
01-01-02 THROUGH 12-31-02

PAGE
7

DESCRIPTION OF PROPERTY			DATE SOLD/ ACQUIRED	SALES PROCEEDS	COST BASIS	GAIN/LOSS
SHARES:	100.00	SOLD	02-22-02	869 98	893 29	23 31-
		ACQUIRED	06-07-01			
#REORG/MULTILINK TECHNOLOGY REV SPLT TO MULTILINK TECH NEW SEC #2954597 EFF 9/10/02						
SHARES:	400.00	SOLD	02-22-02	907.99	4,351.16	3,443 17-
		ACQUIRED	06-22-01			
SHARES:	700.00	SOLD	02-22-02	1,588 97	8,272.60	6,683.63-
		ACQUIRED	06-25-01			
SHARES:	2,000 00	SOLD	02-22-02	4,539.93	22,908.80	18,368.87-
		ACQUIRED	06-26-01			
SHARES:	500 00	SOLD	02-22-02	1,134.98	5,973.40	4,838 42-
		ACQUIRED	06-28-01			
SHARES:	300 00	SOLD	02-22-02	680.99	4,164 00	3,483.01-
		ACQUIRED	07-02-01			
SHARES:	400.00	SOLD	02-22-02	907.99	4,924.00	4,016.01-
		ACQUIRED	07-05-01			
ACTION PERFORMANCE COS INC COM						
SHARES:	100.00	SOLD	03-04-02	4,118.94	3,739 68	379.26
		ACQUIRED	02-15-02			

1251

The Northern Trust Company
 50 South LaSalle Street, Chicago, Illinois 60675
 (312) 630-6000

THE LYNDE AND HARRY BRADLEY FOUNDATION
 TRUST COMPANY OF THE WEST SMALL CAP

03015 ACCOUNT NO 26-01679
 AAB

FEDERAL SCHEDULE OF GAINS AND LOSSES
 ACCOUNT TRANSACTIONS TAXABLE DURING THE PERIOD
 01-01-02 THROUGH 12-31-02

PAGE 8

DESCRIPTION OF PROPERTY	DATE SOLD/ ACQUIRED	SALES PROCEEDS	COST BASIS	GAIN/LOSS
SHARES:	03-04-02 SOLD	37,070.44	34,268.13	2,802.31
SHARES:	03-04-02 SOLD	6,178.40	5,799.50	378.90
SHARES:	03-04-02 SOLD	6,178.41	5,619.86	558.55
ARGENIX INC COM				
SHARES:	03-04-02 SOLD	9,634.85	16,250.00	6,615.15-
SHARES:	03-04-02 SOLD	32,758.51	54,738.64	21,980.13-
SHARES:	03-04-02 SOLD	23,123.65	47,067.00	23,943.35-
ACCREDITO HEALTH INC COM				
SHARES:	03-04-02 SOLD	5,372.12	3,219.82	2,152.30
SHARES:	03-04-02 SOLD	21,488.47	13,120.00	8,368.47
ADVISORY BRD CO COM				

2521

The Northern Trust Company
 50 South LaSalle Street, Chicago, Illinois 60675
 (312) 630-6000

THE LYNDE AND HARRY BRADLEY FOUNDATION
 TRUST COMPANY OF THE WEST SMALL CAP

03015 ACCOUNT NO 26-01679 AAB

FEDERAL SCHEDULE OF GAINS AND LOSSES
 ACCOUNT TRANSACTIONS TAXABLE DURING THE PERIOD
 01-01-02 THROUGH 12-31-02

DESCRIPTION OF PROPERTY	DATE SOLD/ ACQUIRED	SALES PROCEEDS	COST BASIS	GAIN/LOSS
SHARES:	SOLD 03-04-02	19,533 20	16,597 98	2,935.22
ACQUIRED 11-13-01				
AGILE SOFTWARE CORP DEL COM				
SHARES:	SOLD 03-04-02	18,307 22	21,474.00	3,166.78-
ACQUIRED 02-01-02				
SHARES:	SOLD 03-04-02	6,102 41	6,608 50	506.09-
ACQUIRED 02-04-02				
SHARES:	SOLD 03-04-02	7,322 89	8,456.40	1,133 51-
ACQUIRED 02-04-02				
SHARES:	SOLD 03-04-02	6,102.41	6,432.15	329.74-
ACQUIRED 02-05-02				
ALBANY MOLECULAR RESH INC COM				
SHARES:	SOLD 03-04-02	5,454.62	7,620.00	2,165.38-
ACQUIRED 06-05-01				
SHARES:	SOLD 03-04-02	5,454 61	7,634.00	2,179.39-
ACQUIRED 06-06-01				
SHARES:	SOLD 03-04-02	2,727 31	3,595.00	867.69-
ACQUIRED 06-08-01				
SHARES:	SOLD 03-04-02	2,727.31	3,589 00	861 69-
ACQUIRED 06-11-01				

The Northern Trust Company
 50 South LaSalle Street, Chicago, Illinois 60675
 (312) 630-6000

03015 ACCOUNT NO 26-01679
 AAB THE LYNDE AND HARRY BRADLEY FOUNDATION
 SS870 TRUST COMPANY OF THE WEST SMALL CAP

FEDERAL SCHEDULE OF GAINS AND LOSSES
 ACCOUNT TRANSACTIONS TAXABLE DURING THE PERIOD
 01-01-02 THROUGH 12-31-02

DESCRIPTION OF PROPERTY	DATE SOLD/ ACQUIRED	SALES PROCEEDS	COST BASIS	GAIN/LOSS
SHARES: 100 00	SOLD 03-04-02 ACQUIRED 06-14-01	2,727.31	3,600.00	872.69-
SHARES: 300 00	SOLD 03-04-02 ACQUIRED 06-15-01	8,181.92	10,622.13	2,440.21-
SHARES: 700 00	SOLD 03-04-02 ACQUIRED 06-18-01	19,091.17	24,904.11	5,812.94-
AMERICAN HEALTHWAYS INC SHARES: 1,000.00	SOLD 03-04-02 ACQUIRED 08-06-01	16,464.75	3,303.55	13,161.20
CORPORATE EXECUTIVE BRD CO COMMON STOCK SHARES: 3,000.00	SOLD 03-04-02 ACQUIRED 06-19-01	98,904.02	103,614.00	4,709.98-
COST PLUS INC CALIF COM SHARES: 3,000 00	SOLD 03-04-02 ACQUIRED 06-28-01	76,243.85	86,400.00	10,156.15-
DIAMONDCLUSTER INTL INC CL A SHARES: 200.00	SOLD 03-04-02 ACQUIRED 05-01-01	2,087.97	3,460.00	1,372.03-

The Northern Trust Company
 50 South LaSalle Street, Chicago, Illinois 60675
 (312) 630-6000

THE LYNDE AND HARRY BRADLEY FOUNDATION
 TRUST COMPANY OF THE WEST SMALL CAP

03015 ACCOUNT NO. 26-01679
 AAB

SS870

FEDERAL SCHEDULE OF GAINS AND LOSSES
 ACCOUNT TRANSACTIONS TAXABLE DURING THE PERIOD
 01-01-02 THROUGH 12-31-02

DESCRIPTION OF PROPERTY	DATE SOLD/ ACQUIRED	SALES PROCEEDS	COST BASIS	GAIN/LOSS
SHARES: 300.00	SOLD 03-04-02 ACQUIRED 05-02-01	3,131.95	5,317.29	2,185.34-
SHARES: 700.00	SOLD 03-04-02 ACQUIRED 05-07-01	7,307.88	12,294.45	4,986.57-
SHARES: 100.00	SOLD 03-04-02 ACQUIRED 05-07-01	1,043.99	1,773.95	729.96-
DUANE READE INC COM				
SHARES: 3,200.00	SOLD 03-04-02 ACQUIRED 06-07-01	105,006.42	110,400.00	5,393.58-
SHARES: 1,300.00	SOLD 03-04-02 ACQUIRED 06-08-01	42,658.86	46,819.63	4,160.77-
SHARES: 900.00	SOLD 03-04-02 ACQUIRED 06-11-01	29,533.06	33,230.43	3,697.37-
SHARES: 300.00	SOLD 03-04-02 ACQUIRED 06-19-01	9,844.35	11,112.00	1,267.65-
#REGORG ELANTEC SEMICONDUCTOR CASH & STK MERGER TO INTERSIL CORP 46069S109 EFF 5/14/02				
SHARES: 600.00	SOLD 03-04-02 ACQUIRED 06-19-01	22,929.50	15,072.00	7,857.50
ENDOCARE INC COM				

The Northern Trust Company
 50 South LaSalle Street, Chicago, Illinois 60675
 (312) 630-6000

THE LYNDE AND HARRY BRADLEY FOUNDATION
 TRUST COMPANY OF THE WEST SMALL CAP

03015 ACCOUNT NO 26-01679
 AAB SS870

FEDERAL SCHEDULE OF GAINS AND LOSSES
 ACCOUNT TRANSACTIONS TAXABLE DURING THE PERIOD
 01-01-02 THROUGH 12-31-02

DESCRIPTION OF PROPERTY	DATE SOLD/ ACQUIRED	SALES PROCEEDS	COST BASIS	GAIN/LOSS
SHARES: SOLD	03-04-02	3,077.95	3,570.00	492.05-
SHARES: ACQUIRED	12-26-01			
SHARES: SOLD	03-04-02	7,694.89	9,067.50	1,372.61-
SHARES: ACQUIRED	12-26-01			
SHARES: SOLD	03-04-02	7,694.88	9,025.00	1,330.12-
SHARES: ACQUIRED	12-27-01			
SHARES: SOLD	03-04-02	27,701.58	32,467.50	4,765.92-
SHARES: ACQUIRED	12-28-01			
SHARES: SOLD	03-04-02	10,772.84	12,595.31	1,822.47-
SHARES: ACQUIRED	12-31-01			
SHARES: SOLD	03-04-02	4,616.93	5,377.68	760.75-
SHARES: ACQUIRED	01-02-02			
SHARES: SOLD	03-04-02	10,772.84	12,987.52	2,214.68-
SHARES: ACQUIRED	01-07-02			
SHARES: SOLD	03-04-02	10,772.83	13,531.49	2,758.66-
SHARES: ACQUIRED	01-08-02			
SHARES: SOLD	03-04-02	9,233.86	11,979.96	2,746.10-
SHARES: ACQUIRED	01-09-02			
SHARES: SOLD	03-04-02	10,772.84	13,990.69	3,217.85-
SHARES: ACQUIRED	01-10-02			

The Northern Trust Company
 50 South LaSalle Street, Chicago, Illinois 60675
 (312) 630-6000

03015 ACCOUNT NO. 26-01679
 AAB

THE LYNDE AND HARRY BRADLEY FOUNDATION
 TRUST COMPANY OF THE WEST SMALL CAP

FEDERAL SCHEDULE OF GAINS AND LOSSES
 ACCOUNT TRANSACTIONS TAXABLE DURING THE PERIOD
 01-01-02 THROUGH 12-31-02

DESCRIPTION OF PROPERTY	DATE SOLD/ ACQUIRED	SALES PROCEEDS	COST BASIS	GAIN/LOSS
SHARES.	SOLD 03-04-02 ACQUIRED 01-11-02	6,155.91	7,846.24	1,690 33-
SHARES:	SOLD 03-04-02	6,155.90	7,535 00	1,379.10-
SHARES:	ACQUIRED 01-14-02			
SHARES:	SOLD 03-04-02	7,694 89	9,398.45	1,703.56-
SHARES:	ACQUIRED 01-15-02			
SHARES:	SOLD 03-04-02	1,538 98	1,870.00	331.02-
SHARES:	ACQUIRED 01-16-02			
EXAR CORP COM	SOLD 03-04-02	41,191 39	35,397.00	5,794.39
SHARES:	SOLD 03-04-02			
SHARES:	ACQUIRED 06-19-01			
GEMSTAR-TV GUIDE INTL INC COM	SOLD 03-04-02	95,776.57	188,000.00	92,223.43-
SHARES:	SOLD 03-04-02			
SHARES:	ACQUIRED 06-20-01			
#REGG GLOBAL SPORTS INC PER A NAME CHANGE TO GSI COMMERCE 2300001 EFF 5/23/02	SOLD 03-04-02	10,367.84	11,324.34	956.50-
SHARES:	SOLD 03-04-02			
SHARES:	ACQUIRED 12-13-01			

The Northern Trust Company
 50 South LaSalle Street, Chicago, Illinois 60675
 (312) 630-6000

03015 ACCOUNT NO. 26-01679
 AAB

THE LYNDE AND HARRY BRADLEY FOUNDATION
 TRUST COMPANY OF THE WEST SMALL CAP

FEDERAL SCHEDULE OF GAINS AND LOSSES
 ACCOUNT TRANSACTIONS TAXABLE DURING THE PERIOD
 01-01-02 THROUGH 12-31-02

DESCRIPTION OF PROPERTY	DATE SOLD/ ACQUIRED	SALES PROCEEDS	COST BASIS	GAIN/LOSS
SHARES: 1,500.00	SOLD 03-04-02 ACQUIRED 12-14-01	25,919.61	29,098.35	3,178.74-
SHARES: 500.00	SOLD 03-04-02 ACQUIRED 12-14-01	8,639.87	9,869.45	1,229.58-
SHARES: 800.00	SOLD 03-04-02 ACQUIRED 12-17-01	13,823.79	16,307.20	2,483.41-
SHARES: 100.00	SOLD 03-04-02 ACQUIRED 12-20-01	1,727.98	1,998.14	270.16-
SHARES: 100.00	SOLD 03-04-02 ACQUIRED 12-24-01	1,727.97	1,935.00	207.03-
SHARES: 1,500.00	SOLD 03-04-02 ACQUIRED 12-26-01	25,919.61	29,877.15	3,957.54-
SHARES: 700.00	SOLD 03-04-02 ACQUIRED 12-27-01	12,095.81	13,961.01	1,865.20-
SHARES: 100.00	SOLD 03-04-02 ACQUIRED 12-28-01	1,727.98	1,996.38	268.40-
SHARES: 700.00	SOLD 03-04-02 ACQUIRED 12-31-01	12,095.81	13,943.93	1,848.12-
SHARES: 900.00	SOLD 03-04-02 ACQUIRED 01-02-02	15,551.77	17,897.94	2,346.17-

The Northern Trust Company
 50 South LaSalle Street, Chicago, Illinois 60675
 (312) 630-6000

THE LYNDE AND HARRY BRADLEY FOUNDATION
 TRUST COMPANY OF THE WEST SMALL CAP

05015 ACCOUNT NO. 26-01679
 AAB

FEDERAL SCHEDULE OF GAINS AND LOSSES
 ACCOUNT TRANSACTIONS TAXABLE DURING THE PERIOD
 01-01-02 THROUGH 12-31-02

DESCRIPTION OF PROPERTY	DATE SOLD/ ACQUIRED	SALES PROCEEDS	COST BASIS	GAIN/LOSS
SHARES:	SOLD 03-04-02	5,183.93	6,051.00	867.07-
	ACQUIRED 01-04-02			
IMPAX LABORATORIES INC COM				
SHARES:	SOLD 03-04-02	1,046.98	1,299.00	252.02-
	ACQUIRED 01-09-02			
SHARES:	SOLD 03-04-02	1,046.98	1,299.00	252.02-
	ACQUIRED 01-17-02			
INFORMATICA CORP COM				
SHARES:	SOLD 03-04-02	108,694.56	177,632.00	68,937.64-
	ACQUIRED 06-20-01			
SHARES:	SOLD 03-04-02	16,498.25	14,117.31	2,380.94
	ACQUIRED 07-27-01			
SHARES:	SOLD 03-04-02	13,586.80	12,369.98	1,216.82
	ACQUIRED 07-30-01			
SHARES:	SOLD 03-04-02	6,793.40	6,083.42	709.98
	ACQUIRED 07-31-01			
SHARES:	SOLD 03-04-02	3,881.94	3,590.00	291.94
	ACQUIRED 08-01-01			
SHARES:	SOLD 03-04-02	13,586.79	13,673.38	86.59-
	ACQUIRED 08-02-01			

The Northern Trust Company
 50 South LaSalle Street, Chicago, Illinois 60675
 (312) 630-6000

03015 ACCOUNT NO. 26-01679
 AAB

THE LYNDE AND HARRY BRADLEY FOUNDATION
 TRUST COMPANY OF THE WEST SMALL CAP

FEDERAL SCHEDULE OF GAINS AND LOSSES
 ACCOUNT TRANSACTIONS TAXABLE DURING THE PERIOD
 01-01-02 THROUGH 12-31-02

DESCRIPTION OF PROPERTY	DATE SOLD/ ACQUIRED	SALES PROCEEDS	COST BASIS	GAIN/LOSS
SHARES: 500.00	SOLD 03-04-02 ACQUIRED 08-03-01	4,852.43	4,971.00	118.57-
SHARES: 200.00	SOLD 03-04-02 ACQUIRED 08-06-01	1,940.97	2,081.26	140.29-
SHARES: 100.00	SOLD 03-04-02 ACQUIRED 08-08-01	970.49	991.87	21.38-
#REORG INTERNEURON PHARMACEUTICALS INC N/C TO INDEVUS PHARMACEUTICAL 2415778 EFF 4/2/02				
SHARES: 2,100.00	SOLD 03-04-02 ACQUIRED 06-06-01	17,293.24	17,955.00	661.76-
SHARES: 1,000.00	SOLD 03-04-02 ACQUIRED 06-07-01	8,234.88	8,932.90	698.02-
SHARES: 200.00	SOLD 03-04-02 ACQUIRED 06-08-01	1,646.97	1,736.00	89.03-
SHARES: 1,700.00	SOLD 03-04-02 ACQUIRED 06-11-01	13,999.29	15,052.99	1,053.70-
SHARES: 1,400.00	SOLD 03-04-02 ACQUIRED 02-20-02	43,942.68	36,862.00	7,080.68

The Northern Trust Company
 50 South LaSalle Street, Chicago, Illinois 60675
 (312) 630-6000

THE LYNDE AND HARRY BRADLEY FOUNDATION
 TRUST COMPANY OF THE WEST SMALL CAP

03015 ACCOUNT NO. 26-01679
 AAB SS870

FEDERAL SCHEDULE OF GAINS AND LOSSES
 ACCOUNT TRANSACTIONS TAXABLE DURING THE PERIOD
 01-01-02 THROUGH 12-31-02

DESCRIPTION OF PROPERTY	DATE SOLD/ ACQUIRED	SALES PROCEEDS	COST BASIS	GAIN/LOSS
SHARES: SOLD 03-04-02 1,200 00	03-04-02	37,665 15	33,988.56	3,676 59
SHARES: ACQUIRED 02-21-02	02-21-02			
SHARES: SOLD 03-04-02 2,100.00	03-04-02	65,914.02	59,506.86	6,407.16
SHARES: ACQUIRED 02-22-02	02-22-02			
INTERWOVEN INC COM ISIN # US611411025				
SHARES: SOLD 03-04-02 2,500.00	03-04-02	19,129.46	27,109.50	7,980.04-
SHARES: ACQUIRED 04-17-01	04-17-01			
SHARES: SOLD 03-04-02 2,400.00	03-04-02	18,364.29	38,712.00	20,347.71-
SHARES: ACQUIRED 06-19-01	06-19-01			
KINDRED HEALTHCARE INC COM STK				
SHARES: SOLD 03-04-02 2,100.00	03-04-02	84,088.19	96,600.00	12,511 81-
SHARES: ACQUIRED 11-07-01	11-07-01			
SHARES: SOLD 03-04-02 450.00	03-04-02	18,018.90	20,984 85	2,965.95-
SHARES: ACQUIRED 11-08-01	11-08-01			
SHARES: SOLD 03-04-02 550 00	03-04-02	22,023.10	25,713.93	3,690 83-
SHARES: ACQUIRED 11-08-01	11-08-01			
MACROVISION CORP COM				
SHARES: SOLD 03-04-02 6,600 00	03-04-02	165,806.67	391,050.00	225,243.33-
SHARES: ACQUIRED 06-25-01	06-25-01			
MAXIM INTEGRATED PRODS INC COMMON STOCK				

The Northern Trust Company
 50 South LaSalle Street, Chicago, Illinois 60675
 (312) 630-6000

03015 ACCOUNT NO 26-01679
 AAB TRUST COMPANY OF THE WEST SMALL CAP

FEDERAL SCHEDULE OF GAINS AND LOSSES
 ACCOUNT TRANSACTIONS TAXABLE DURING THE PERIOD
 01-01-02 THROUGH 12-31-02

DESCRIPTION OF PROPERTY	DATE SOLD/ ACQUIRED	SALES PROCEEDS	COST BASIS	GAIN/LOSS
MCDATA CORP CL A	03-04-02 SOLD 06-19-01 ACQUIRED	65,183.02	56,700.00	8,483.02
MEDIACOM COMMUNICATIONS CORP CL A ISIN US58446K1051	03-04-02 SOLD 06-25-01 ACQUIRED	26,655.59	30,392.96	3,737.37-
SHARES:	03-04-02 SOLD 600 00 06-26-01 ACQUIRED	9,995.85	11,975.46	1,979.61-
MERCURY INTERACTIVE CORP COM	03-04-02 SOLD 06-19-01 ACQUIRED	23,234.66	25,170.00	1,935.34-
SHARES:	03-04-02 SOLD 200 00 01-25-02 ACQUIRED	7,223.39	6,705.92	517.47
MYRIAD GENETICS INC COM	03-04-02 SOLD 06-19-01 ACQUIRED	6,920.58	13,196.00	6,275.42-
SHARES:	03-04-02 SOLD 200 00 06-19-01 ACQUIRED	6,920.58	13,196.00	6,275.42-
NETIQ CORP COM				

12921

The Northern Trust Company
 50 South LaSalle Street, Chicago, Illinois 60675
 (312) 630-6000

THE LYNDE AND HARRY BRADLEY FOUNDATION
 TRUST COMPANY OF THE WEST SMALL CAP

03015 ACCOUNT NO 26-01679
 AAB

FEDERAL SCHEDULE OF GAINS AND LOSSES
 ACCOUNT TRANSACTIONS TAXABLE DURING THE PERIOD
 01-01-02 THROUGH 12-31-02

DESCRIPTION OF PROPERTY	DATE SOLD/ ACQUIRED	SALES PROCEEDS	COST BASIS	GAIN/LOSS
SHARES: SOLD 03-04-02 1,100.00	03-04-02	27,961.58	37,892.36	9,930.78-
SHARES: ACQUIRED 01-03-02	01-03-02			
SHARES: SOLD 03-04-02 2,000.00	03-04-02	50,839.24	72,428.40	21,589.16-
SHARES: ACQUIRED 01-04-02	01-04-02			
SHARES: SOLD 03-04-02 500.00	03-04-02	12,709.80	18,245.00	5,535.20-
SHARES: ACQUIRED 01-07-02	01-07-02			
SHARES: SOLD 03-04-02 800.00	03-04-02	20,335.70	29,137.60	8,801.90-
SHARES: ACQUIRED 01-07-02	01-07-02			
SHARES: SOLD 03-04-02 300.00	03-04-02	7,625.88	11,037.51	3,411.63-
SHARES: ACQUIRED 01-08-02	01-08-02			
SHARES: SOLD 03-04-02 2,700.00	03-04-02	68,632.97	64,177.38	4,455.59
SHARES: ACQUIRED 02-06-02	02-06-02			
SHARES: SOLD 03-04-02 300.00	03-04-02	7,625.89	7,189.41	436.48
SHARES: ACQUIRED 02-07-02	02-07-02			
NUMERICAL TECHNOLOGIES INC COM STK				
SHARES: SOLD 03-04-02 400.00	03-04-02	6,395.90	11,202.76	4,806.86-
SHARES: ACQUIRED 08-03-01	08-03-01			
SHARES: SOLD 03-04-02 1,000.00	03-04-02	15,989.76	27,760.00	11,770.24-
SHARES: ACQUIRED 08-06-01	08-06-01			

The Northern Trust Company
 50 South LaSalle Street, Chicago, Illinois 60675
 (312) 630-6000

THE LYNDE AND HARRY BRADLEY FOUNDATION
 TRUST COMPANY OF THE WEST SMALL CAP

FEDERAL SCHEDULE OF GAINS AND LOSSES
 ACCOUNT TRANSACTIONS TAXABLE DURING THE PERIOD
 01-01-02 THROUGH 12-31-02

03015 ACCOUNT NO. 26-01679
 AAB SS870

DESCRIPTION OF PROPERTY	DATE SOLD/ ACQUIRED	SALES PROCEEDS	COST BASIS	GAIN/LOSS
SHARES: 1,300 00	SOLD 03-04-02 ACQUIRED 08-07-01	20,786.69	35,674.99	14,888 30-
SHARES: 1,700 00	SOLD 03-04-02 ACQUIRED 08-08-01	27,182.59	45,953.38	18,770 79-
SHARES: 1,400.00	SOLD 03-04-02 ACQUIRED 08-09-01	22,385.66	37,434.46	15,048 80-
SHARES: 600.00	SOLD 03-04-02 ACQUIRED 08-10-01	9,593.86	15,820.92	6,227.06-
SHARES: 600.00	SOLD 03-04-02 ACQUIRED 08-15-01	9,593.85	16,378.02	6,784.17-
SHARES: 1,000 00	SOLD 03-04-02 ACQUIRED 08-16-01	15,989.76	28,027.80	12,038 04-
SHARES: 200.00	SOLD 03-04-02 ACQUIRED 08-17-01	3,197.95	5,736.50	2,538 55-
SHARES: 800 00	SOLD 03-04-02 ACQUIRED 08-20-01	12,791.81	20,369.60	7,577.79-
SHARES: 400.00	SOLD 03-04-02 ACQUIRED 08-22-01	6,395.91	9,878.96	3,483 05-

ODYSSEY RE HLDGS CORP COM

The Northern Trust Company
 50 South LaSalle Street, Chicago, Illinois 60675
 (312) 630-6000

THE LYNDE AND HARRY BRADLEY FOUNDATION
 TRUST COMPANY OF THE WEST SMALL CAP

03015 ACCOUNT NO. 26-01679
 AAB

FEDERAL SCHEDULE OF GAINS AND LOSSES
 ACCOUNT TRANSACTIONS TAXABLE DURING THE PERIOD
 01-01-02 THROUGH 12-31-02

DESCRIPTION OF PROPERTY	DATE SOLD/ ACQUIRED	SALES PROCEEDS	COST BASIS	GAIN/LOSS
SHARES, ODYSSEY HEALTHCARE INC COM				
SHARES, 5,700.00	SOLD 03-04-02 ACQUIRED 06-14-01	95,502.06	102,600.00	7,097 94-
SHARES, 200.00	SOLD 03-04-02 ACQUIRED 06-19-01	3,350.95	3,526.00	175.05-
SHARES, 100.00	SOLD 03-04-02 ACQUIRED 10-31-01	2,942 96	1,699.32	1,243 64
SHARES, 150.00	SOLD 03-04-02 ACQUIRED 11-01-01	4,414.43	2,847.00	1,567 43
SHARES, 150.00	SOLD 03-04-02 ACQUIRED 11-02-01	4,414 43	2,723.70	1,690 73
SHARES, 400.00	SOLD 03-04-02 ACQUIRED 11-08-01	11,771.82	6,988.00	4,783.82
SHARES, 200.00	SOLD 03-04-02 ACQUIRED 11-09-01	5,885.91	3,552.00	2,333.91
SHARES, 600.00	SOLD 03-04-02 ACQUIRED 12-12-01	17,657 74	13,199.88	4,457.86
SHARES, 600.00	SOLD 03-04-02 ACQUIRED 12-17-01	17,657.73	12,774.90	4,882.83

The Northern Trust Company
 50 South LaSalle Street, Chicago, Illinois 60675
 (312) 630-6000

THE LYNDE AND HARRY BRADLEY FOUNDATION
 TRUST COMPANY OF THE WEST SMALL CAP

03015 ACCOUNT NO. 26-01679
 AAB SS870

FEDERAL SCHEDULE OF GAINS AND LOSSES
 ACCOUNT TRANSACTIONS TAXABLE DURING THE PERIOD
 01-01-02 THROUGH 12-31-02

DATE SOLD/ ACQUIRED	SALES PROCEEDS	COST BASIS	GAIN/LOSS	DESCRIPTION OF PROPERTY
03-04-02 12-18-01	11,771 82	8,663 76	3,108 06	SHARES; SOLD ACQUIRED
03-04-02 01-09-02	29,429 56	23,000.00	6,429 56	SHARES; SOLD ACQUIRED
03-04-02 01-10-02	5,885.91	4,568.58	1,317.33	SHARES; SOLD ACQUIRED
03-04-02 01-11-02	8,828.87	6,945.99	1,882 88	SHARES; SOLD ACQUIRED
OPTION CARE INC COM				
03-04-02 06-13-01	1,434.34	1,610 00	175.66-	SHARES; SOLD ACQUIRED
03-04-02 06-14-01	1,434.34	1,700.00	265 66-	SHARES; SOLD ACQUIRED
03-04-02 06-15-01	10,040.37	11,577 02	1,536.65-	SHARES; SOLD ACQUIRED
03-04-02 06-18-01	2,868 67	3,298.00	429 33-	SHARES; SOLD ACQUIRED
03-04-02 06-19-01	12,909.05	14,823 00	1,913 95-	SHARES; SOLD ACQUIRED

The Northern Trust Company
 50 South LaSalle Street, Chicago, Illinois 60675
 (312) 630-6000

03015 ACCOUNT NO 26-01679
 SS870 AAB
 THE LYNDE AND HARRY BRADLEY FOUNDATION
 TRUST COMPANY OF THE WEST SMALL CAP

FEDERAL SCHEDULE OF GAINS AND LOSSES
 ACCOUNT TRANSACTIONS TAXABLE DURING THE PERIOD
 01-01-02 THROUGH 12-31-02

DESCRIPTION OF PROPERTY	DATE SOLD/ ACQUIRED	SALES PROCEEDS	COST BASIS	GAIN/LOSS
SHARES: 200.00	SOLD 03-04-02 ACQUIRED 06-19-01	2,868.67	3,264.00	395.33-
SHARES: 200.00	SOLD 03-04-02 ACQUIRED 06-20-01	2,868.68	3,106.00	237.32-
SHARES: 400.00	SOLD 03-04-02 ACQUIRED 06-21-01	5,737.35	6,009.32	271.97-
SHARES: 100.00	SOLD 03-04-02 ACQUIRED 06-22-01	1,434.34	1,666.67	232.33-
SHARES: 300.00	SOLD 03-04-02 ACQUIRED 06-25-01	4,303.02	4,914.00	610.98-
SHARES: 200.00	SOLD 03-04-02 ACQUIRED 06-26-01	2,868.67	3,246.00	377.33-
SHARES: 100.00	SOLD 03-04-02 ACQUIRED 06-27-01	1,434.34	1,597.00	162.66-
SHARES: 100.00	SOLD 03-04-02 ACQUIRED 06-28-01	1,434.34	1,639.20	204.86-
SHARES: 300.00	SOLD 03-04-02 ACQUIRED 06-29-01	4,303.01	4,966.14	663.13-
SHARES: 800.00	SOLD 03-04-02 ACQUIRED 07-02-01	11,474.71	12,569.44	1,094.73-

The Northern Trust Company
 50 South LaSalle Street, Chicago, Illinois 60675
 (312) 630-6000

THE LYNDE AND HARRY BRADLEY FOUNDATION
 TRUST COMPANY OF THE WEST SMALL CAP

03015 ACCOUNT NO. 26-01679
 AAB SS870

FEDERAL SCHEDULE OF GAINS AND LOSSES
 ACCOUNT TRANSACTIONS TAXABLE DURING THE PERIOD
 01-01-02 THROUGH 12-31-02

DATE SOLD/ ACQUIRED	SALES PROCEEDS	COST BASIS	GAIN/LOSS	DESCRIPTION OF PROPERTY
03-04-02 SOLD	1,434 34	1,622.00	187 66-	SHARES:
07-03-01 ACQUIRED				
03-04-02 SOLD	1,434 34	1,650.00	215 66-	SHARES:
03-04-02 ACQUIRED				
07-05-01 ACQUIRED				
03-04-02 SOLD	1,434 33	1,650.00	215 67-	SHARES:
03-04-02 ACQUIRED				
07-06-01 ACQUIRED				
03-04-02 SOLD	4,303 02	4,813 14	510 12-	SHARES:
03-04-02 ACQUIRED				
07-09-01 ACQUIRED				
03-04-02 SOLD	1,434 34	1,601.00	166 66-	SHARES:
03-04-02 ACQUIRED				
07-10-01 ACQUIRED				
03-04-02 SOLD	1,434 33	1,620.00	185 67-	SHARES:
03-04-02 ACQUIRED				
07-11-01 ACQUIRED				
03-04-02 SOLD	4,303 02	5,145.00	841 98-	SHARES:
03-04-02 ACQUIRED				
07-24-01 ACQUIRED				
03-04-02 SOLD	8,606 03	9,773 58	1,167 55-	SHARES:
03-04-02 ACQUIRED				
07-25-01 ACQUIRED				
03-04-02 SOLD	2,868 68	3,366.00	497 32-	SHARES:
03-04-02 ACQUIRED				
07-26-01 ACQUIRED				
03-04-02 SOLD	6,454 52	5,445 40	1,009 12	SHARES:
03-04-02 ACQUIRED				
09-20-01 ACQUIRED				

The Northern Trust Company
 50 South LaSalle Street, Chicago, Illinois 60675
 (312) 630-6000

THE LYNDE AND HARRY BRADLEY FOUNDATION
 TRUST COMPANY OF THE WEST SMALL CAP

03015 ACCOUNT NO. 26-01679
 AAB

FEDERAL SCHEDULE OF GAINS AND LOSSES
 ACCOUNT TRANSACTIONS TAXABLE DURING THE PERIOD
 01-01-02 THROUGH 12-31-02

DESCRIPTION OF PROPERTY	DATE SOLD/ ACQUIRED	SALES PROCEEDS	COST BASIS	GAIN/LOSS
SHARES: 100 00	SOLD 03-04-02 ACQUIRED 09-24-01	1,434 34	1,290.00	144.34
SHARES: 250.00	SOLD 03-04-02 ACQUIRED 09-25-01	3,585 84	3,232.50	353.34
SHARES: 300.00	SOLD 03-04-02 ACQUIRED 09-26-01	4,303.02	3,915.00	388.02
SHARES: 200.00	SOLD 03-04-02 ACQUIRED 10-03-01	2,868.67	3,282.00	413.33-
SHARES: 300 00	SOLD 03-04-02 ACQUIRED 10-05-01	4,303.02	4,689.00	385.98-
SHARES: 200 00	SOLD 03-04-02 ACQUIRED 10-08-01	2,868 69	3,064.00	195.31-
PETSMART INC COMMON STOCK				
SHARES: 1,200.00	SOLD 03-04-02 ACQUIRED 02-15-02	13,769.79	12,420.12	1,349 67
SHARES: 1,000.00	SOLD 03-04-02 ACQUIRED 02-19-02	11,474.83	10,426.10	1,048.73
SHARES: 1,500.00	SOLD 03-04-02 ACQUIRED 02-19-02	17,212.24	15,676.35	1,535.89

The Northern Trust Company
 50 South LaSalle Street, Chicago, Illinois 60675
 (312) 630-6000

03015 ACCOUNT NO. 26-01679
 AAB

THE LYNDE AND HARRY BRADLEY FOUNDATION
 TRUST COMPANY OF THE WEST SMALL CAP

FEDERAL SCHEDULE OF GAINS AND LOSSES
 ACCOUNT TRANSACTIONS TAXABLE DURING THE PERIOD
 01-01-02 THROUGH 12-31-02

DESCRIPTION OF PROPERTY	DATE SOLD/ ACQUIRED	SALES PROCEEDS	COST BASIS	GAIN/LOSS
SHARES:	03-04-02 SOLD	3,442.45	3,222.51	219.94
SHARES:	03-04-02 SOLD	10,327.34	9,688.14	639.20
SHARES	03-04-02 SOLD	2,294.97	2,265.24	29.73
SHARES:	03-04-02 SOLD	22,949.65	22,523.80	425.85
SHARES:	03-04-02 SOLD	11,474.83	11,220.00	254.83
SHARES.	03-04-02 SOLD	19,507.21	19,166.14	341.07
POLYCOM INC COM	03-04-02 SOLD	32,405.52	25,500.00	6,905.52
SHARES:	03-04-02 SOLD			
RADIO ONE INC CL D NON VTG	03-04-02 SOLD	600,888.39	18,610.00	582,278.39
SHARES.	03-04-02 SOLD			
RAINDANCE COMMUNICATIONS INC COM	03-04-02 SOLD			

The Northern Trust Company
 50 South LaSalle Street, Chicago, Illinois 60675
 (312) 630-6000

THE LYNDE AND HARRY BRADLEY FOUNDATION
 TRUST COMPANY OF THE WEST SMALL CAP

03015 ACCOUNT NO 26-01679
 AAB SS870

FEDERAL SCHEDULE OF GAINS AND LOSSES
 ACCOUNT TRANSACTIONS TAXABLE DURING THE PERIOD
 01-01-02 THROUGH 12-31-02

DESCRIPTION OF PROPERTY	DATE SOLD/ ACQUIRED	SALES PROCEEDS	COST BASIS	GAIN/LOSS
SHARES	SOLD 03-04-02 ACQUIRED 12-07-01	1,293.26	2,532.52	1,239.26-
SHARES	SOLD 03-04-02 ACQUIRED 12-10-01	3,233.15	6,680.00	3,446.85-
SHARES	SOLD 03-04-02 ACQUIRED 12-10-01	2,263.21	4,532.50	2,269.29-
SHARES	SOLD 03-04-02 ACQUIRED 12-11-01	5,496.35	11,834.38	6,338.03-
SHARES	SOLD 03-04-02 ACQUIRED 12-11-01	1,293.26	2,700.00	1,406.74-
SHARES	SOLD 03-04-02 ACQUIRED 12-12-01	2,586.52	5,324.24	2,737.72-
SHARES	SOLD 03-04-02 ACQUIRED 12-13-01	323.32	646.00	322.68-
SHARES	SOLD 03-04-02 ACQUIRED 12-14-01	969.94	2,034.60	1,064.66-
SHARES	SOLD 03-04-02 ACQUIRED 12-14-01	1,293.26	2,688.00	1,394.74-
SHARES	SOLD 03-04-02 ACQUIRED 12-17-01	1,616.58	3,500.00	1,883.42-

The Northern Trust Company
 50 South LaSalle Street, Chicago, Illinois 60675
 (312) 630-6000

03015 ACCOUNT NO. 26-01679
 AAB

THE LYNDE AND HARRY BRADLEY FOUNDATION
 TRUST COMPANY OF THE WEST SMALL CAP

FEDERAL SCHEDULE OF GAINS AND LOSSES
 ACCOUNT TRANSACTIONS TAXABLE DURING THE PERIOD
 01-01-02 THROUGH 12-31-02

DESCRIPTION OF PROPERTY	DATE SOLD/ ACQUIRED	SALES PROCEEDS	COST BASIS	GAIN/LOSS
SHARES: SOLD 03-04-02 400.00	12-17-01	1,293 26	2,787 00	1,493.74-
SHARES: ACQUIRED 12-17-01				
SHARES: SOLD 03-04-02 2,900.00	12-17-01	9,376 13	20,248 67	10,872 54-
SHARES: ACQUIRED 12-17-01				
SHARES: SOLD 03-04-02 1,000.00	12-18-01	3,233.15	6,357.90	3,124.75-
SHARES: ACQUIRED 12-18-01				
SHARES: SOLD 03-04-02 200 00	12-18-01	646 63	1,409.20	762.57-
SHARES: ACQUIRED 12-19-01				
SHARES: SOLD 03-04-02 2,800.00	12-19-01	9,052.83	17,911.88	8,859.05-
SHARES: ACQUIRED 12-20-01				
SHARES: SOLD 03-04-02 400 00	12-20-01	1,293 26	2,234 76	941 50-
SHARES: ACQUIRED 12-07-01				
SHARES: SOLD 03-04-02 240.00	12-07-01	6,611.90	5,708 40	903 50
SHARES: ACQUIRED 12-07-01				
SHARES: SOLD 03-04-02 300.00	12-07-01	8,264 88	7,755 78	509 10
SHARES: ACQUIRED 12-11-01				
SHARES: SOLD 03-04-02 2,000.00	12-11-01	55,099.17	52,836.60	2,262.57

RESOURCES CONNECTION INC COM

The Northern Trust Company
 50 South LaSalle Street, Chicago, Illinois 60675
 (312) 630-6000

THE LYNDE AND HARRY BRADLEY FOUNDATION
 TRUST COMPANY OF THE WEST SMALL CAP

03015 ACCOUNT NO. 26-01679 AAB

FEDERAL SCHEDULE OF GAINS AND LOSSES
 ACCOUNT TRANSACTIONS TAXABLE DURING THE PERIOD
 01-01-02 THROUGH 12-31-02

DESCRIPTION OF PROPERTY	DATE SOLD/ ACQUIRED	SALES PROCEEDS	COST BASIS	GAIN/LOSS
SHARES: 700.00	SOLD 03-04-02 ACQUIRED 12-12-01	19,284.71	18,126.99	1,157.72
SHARES: 1,600.00	SOLD 03-04-02 ACQUIRED 12-13-01	44,079.33	44,672.00	592.67-
SHARES: 100.00	SOLD 03-04-02 ACQUIRED 12-14-01	2,754.96	2,699.00	55.96
SHARES: 200.00	SOLD 03-04-02 ACQUIRED 02-11-02	5,509.92	5,133.30	376.62
SHARES: 100.00	SOLD 03-04-02 ACQUIRED 02-12-02	2,754.96	2,590.25	164.71
SHARES: 400.00	SOLD 03-04-02 ACQUIRED 02-13-02	11,019.83	10,430.96	588.87
SHARES: 300.00	SOLD 03-04-02 ACQUIRED 02-14-02	8,264.88	7,952.13	312.75
SHARES: 400.00	SOLD 03-04-02 ACQUIRED 02-15-02	11,019.83	10,512.68	507.15
SHARES: 100.00	SOLD 03-04-02 ACQUIRED 02-19-02	2,754.96	2,610.04	144.92
SHARES: 60.00	SOLD 03-04-02 ACQUIRED 02-20-02	1,652.98	1,524.83	128.15

SEEBEYOND TECHNOLOGIES CORP COM

The Northern Trust Company
 50 South LaSalle Street, Chicago, Illinois 60675
 (312) 630-6000

03015
 ACCOUNT NO. 26-01679

THE LYNDE AND HARRY BRADLEY FOUNDATION
 TRUST COMPANY OF THE WEST SMALL CAP

FEDERAL SCHEDULE OF GAINS AND LOSSES
 ACCOUNT TRANSACTIONS TAXABLE DURING THE PERIOD
 01-01-02 THROUGH 12-31-02.

DESCRIPTION OF PROPERTY	DATE SOLD/ ACQUIRED	SALES PROCEEDS	COST BASIS	GAIN/LOSS
SHARES: 1,100 00	SOLD 03-04-02 ACQUIRED 06-19-01	11,852.32	15,015.00	3,162.68-
SHARES: 1,400 00	SOLD 03-04-02 ACQUIRED 07-31-01	15,084 77	10,287.34	4,797.43
SHARES: 700 00	SOLD 03-04-02 ACQUIRED 08-01-01	7,542.39	5,891 20	1,651 19
SHARES: 400 00	SOLD 03-04-02 ACQUIRED 08-02-01	4,309.93	3,346 84	963.09
SHARES: 400 00	SOLD 03-04-02 ACQUIRED 08-03-01	4,309.94	3,200.68	1,109 26
SHARES: 400 00	SOLD 03-04-02 ACQUIRED 08-06-01	4,309 93	3,231.72	1,078.21
SHARES: 300 00	SOLD 03-04-02 ACQUIRED 08-08-01	3,232.45	2,391.00	841.45
SHARES: 400 00	SOLD 03-04-02 ACQUIRED 08-09-01	4,309 95	3,199.20	1,110 75
SHARES: 400 00	SOLD 03-04-02 ACQUIRED 02-06-02	5,873 91	5,046.76	827.15

SHOPKO STORES INC COM

1274

The Northern Trust Company
 50 South LaSalle Street, Chicago, Illinois 60675
 (312) 630-6000

3015 ACCOUNT NO. 26-01679
 THE LYNDE AND HARRY BRADLEY FOUNDATION TRUST COMPANY OF THE WEST SMALL CAP

FEDERAL SCHEDULE OF GAINS AND LOSSES
 ACCOUNT TRANSACTIONS TAXABLE DURING THE PERIOD
 01-01-02 THROUGH 12-31-02

PAGE 31

DESCRIPTION OF PROPERTY	DATE SOLD/ ACQUIRED	SALES PROCEEDS	COST BASIS	GAIN/LOSS
SHARES: 800.00	SOLD 03-04-02 ACQUIRED 02-07-02	11,747.82	10,410.96	1,336.86
SHARES: 900.00	SOLD 03-04-02 ACQUIRED 02-08-02	13,216.30	11,567.88	1,648.42
SHARES: 100.00	SOLD 03-04-02 ACQUIRED 02-11-02	1,468.48	1,327.60	140.88
SHARES: 400.00	SOLD 03-04-02 ACQUIRED 02-12-02	5,873.91	5,120.00	753.91
SHARES: 200.00	SOLD 03-04-02 ACQUIRED 02-13-02	2,936.96	2,660.92	276.04
#REORG/SMARTFORCE PUB LTS CO NAME CHANGE TO SKILLSOFT PUB LTD CU 830928107 EFF 11/19/02				
SHARES: 1,700.00	SOLD 03-04-02 ACQUIRED 06-19-01	27,012.42	53,805.00	26,792.58-
SHARES: 3,200.00	SOLD 03-04-02 ACQUIRED 09-26-01	50,846.92	49,988.16	858.76
SHARES: 3,200.00	SOLD 03-04-02 ACQUIRED 09-27-01	50,846.92	50,290.24	556.68

SUNRISE ASSISTED LIVING INC COM

57e1

The Northern Trust Company
 50 South LaSalle Street, Chicago, Illinois 60675
 (312) 630-6000

THE LYNDE AND HARRY BRADLEY FOUNDATION
 TRUST COMPANY OF THE WEST SMALL CAP

FEDERAL SCHEDULE OF GAINS AND LOSSES
 ACCOUNT TRANSACTIONS TAXABLE DURING THE PERIOD
 01-01-02 THROUGH 12-31-02

03015 ACCOUNT NO. 26-01679
 AAB

SS870

DATE SOLD/ ACQUIRED	SALES PROCEEDS	COST BASIS	GAIN/LOSS	DESCRIPTION OF PROPERTY
03-04-02 SOLD 10-11-01 ACQUIRED	19,541.02	16,952.04	2,411.02-	SHARES:
03-04-02 SOLD	4,847.01	5,688.80	841.79-	SHARES:
03-04-02 SOLD	8,482.26	10,134.08	1,651.82-	SHARES:
03-04-02 SOLD	23,023.28	27,380.43	4,357.15-	SHARES:
03-04-02 SOLD	2,423.51	2,855.00	431.49-	SHARES:
03-04-02 SOLD	2,423.50	2,997.85	574.35-	SHARES:
03-04-02 SOLD	2,423.51	2,994.64	571.13-	SHARES:
03-04-02 SOLD	41,199.55	51,178.33	9,978.78-	SHARES:
03-04-02 SOLD	19,541.03	18,220.26	3,679.23-	SHARES:

The Northern Trust Company
 50 South LaSalle Street, Chicago, Illinois 60675
 (312) 630-6000

03015 ACCOUNT NO 26-01679 THE LYNDE AND HARRY BRADLEY FOUNDATION
 AAB TRUST COMPANY OF THE WEST SMALL CAP

FEDERAL SCHEDULE OF GAINS AND LOSSES
 ACCOUNT TRANSACTIONS TAXABLE DURING THE PERIOD
 01-01-02 THROUGH 12-31-02

DESCRIPTION OF PROPERTY	DATE SOLD/ ACQUIRED	SALES PROCEEDS	COST BASIS	GAIN/LOSS
SHARES: SOLD 03-04-02 1,050.00	03-04-02	25,446.78	30,503.45	5,056.67-
SHARES: ACQUIRED 10-30-01	10-30-01			
SHARES: SOLD 03-04-02 650.00	03-04-02	15,752.77	19,186.57	3,433.80-
SHARES: ACQUIRED 10-31-01	10-31-01			
SHARES: SOLD 03-04-02 600.00	03-04-02	14,541.03	18,574.68	4,033.65-
SHARES: ACQUIRED 11-01-01	11-01-01			
VASTERA INC OC-COM				
SHARES: SOLD 03-04-02 300.00	03-04-02	4,030.44	4,800.00	769.56-
SHARES: ACQUIRED 12-14-01	12-14-01			
SHARES: SOLD 03-04-02 300.00	03-04-02	4,030.44	4,932.00	901.56-
SHARES: ACQUIRED 12-17-01	12-17-01			
SHARES: SOLD 03-04-02 800.00	03-04-02	10,747.84	14,326.48	3,578.64-
SHARES: ACQUIRED 12-18-01	12-18-01			
SHARES: SOLD 03-04-02 1,100.00	03-04-02	14,778.27	19,622.46	4,844.19-
SHARES: ACQUIRED 12-19-01	12-19-01			
SHARES: SOLD 03-04-02 200.00	03-04-02	2,686.96	3,198.00	511.04-
SHARES: ACQUIRED 12-21-01	12-21-01			
SHARES: SOLD 03-04-02 200.00	03-04-02	2,686.96	3,200.00	513.04-
SHARES: ACQUIRED 12-26-01	12-26-01			

The Northern Trust Company
 50 South LaSalle Street, Chicago, Illinois 60675
 (312) 630-6000

THE LYNDE AND HARRY BRADLEY FOUNDATION
 TRUST COMPANY OF THE WEST SMALL CAP

03015 ACCOUNT NO. 26-01679
 AAB SS870

FEDERAL SCHEDULE OF GAINS AND LOSSES
 ACCOUNT TRANSACTIONS TAXABLE DURING THE PERIOD
 01-01-02 THROUGH 12-31-02

DESCRIPTION OF PROPERTY	DATE SOLD/ ACQUIRED	SALES PROCEEDS	COST BASIS	GAIN/LOSS
SHARES: 100.00	03-04-02 SOLD 12-27-01 ACQUIRED	1,343.48	1,598.33	254.85-
SHARES: 100.00	03-04-02 SOLD 12-28-01 ACQUIRED	1,343.48	1,610.00	266.52-
SHARES: 100.00	03-04-02 SOLD 03-04-02 ACQUIRED	1,343.48	1,648.50	305.02-
SHARES: 200.00	03-04-02 SOLD 01-02-02 ACQUIRED	2,686.96	3,160.00	473.04-
SHARES: 100.00	03-04-02 SOLD 01-03-02 ACQUIRED	1,343.48	1,587.67	244.19-
SHARES: 500.00	03-04-02 SOLD 01-04-02 ACQUIRED	6,717.39	8,082.00	1,364.61-
SHARES: 4,900.00	03-04-02 SOLD 01-09-02 ACQUIRED	65,830.52	77,175.00	11,344.48-
VERISIGN INC COM	03-04-02 SOLD 06-20-01 ACQUIRED	48,150.75	87,890.00	39,739.25-
WEBEX INC COM	03-04-02 SOLD 06-20-01 ACQUIRED	43,414.86	61,318.00	17,903.14-
WILLIAMS SONOMA INC COM	03-04-02 SOLD 06-20-01 ACQUIRED			

The Northern Trust Company
 50 South LaSalle Street, Chicago, Illinois 60675
 (312) 630-6000

THE LYNDE AND HARRY BRADLEY FOUNDATION
 TRUST COMPANY OF THE WEST SMALL CAP

03015 ACCOUNT NO. 26-01679
 SS870 AAB

FEDERAL SCHEDULE OF GAINS AND LOSSES
 ACCOUNT TRANSACTIONS TAXABLE DURING THE PERIOD
 01-01-02 THROUGH 12-31-02

DESCRIPTION OF PROPERTY	DATE SOLD/ ACQUIRED	SALES PROCEEDS	COST BASIS	GAIN/LOSS
SHARES: 1,200.00	SOLD 03-04-02 ACQUIRED 07-09-01	56,748.35	43,244.40	13,503.95
SHARES: 800.00	SOLD 03-04-02 ACQUIRED 07-09-01	37,832.23	28,787.92	9,044.31
SHARES: 300.00	SOLD 03-04-02 ACQUIRED 07-10-01	14,187.09	10,842.00	3,345.09
SHARES: 1,500.00	SOLD 03-04-02 ACQUIRED 07-10-01	70,935.43	53,790.45	17,144.98
SHARES: 1,300.00	SOLD 03-04-02 ACQUIRED 07-11-01	61,477.38	44,640.96	16,836.42
SHARES: 1,200.00	SOLD 03-04-02 ACQUIRED 08-15-01	56,748.35	41,192.28	15,556.07
SHARES: 1,200.00	SOLD 03-04-02 ACQUIRED 08-16-01	56,748.35	40,937.40	15,810.95
SHARES: 1,800.00	SOLD 03-04-02 ACQUIRED 10-03-01	85,122.52	47,363.22	37,759.30
SHARES: 400.00	SOLD 03-05-02 ACQUIRED 02-15-02	16,325.75	14,958.72	1,367.03

ARGENIX INC COM

ACTION PERFORMANCE COS INC COM

The Northern Trust Company
 50 South LaSalle Street, Chicago, Illinois 60675
 (312) 630-6000

03015 ACCOUNT NO. 26-01679
 AAB

THE LYNDE AND HARRY BRADLEY FOUNDATION
 TRUST COMPANY OF THE WEST SMALL CAP

FEDERAL SCHEDULE OF GAINS AND LOSSES
 ACCOUNT TRANSACTIONS TAXABLE DURING THE PERIOD
 01-01-02 THROUGH 12-31-02

DESCRIPTION OF PROPERTY	DATE SOLD/ ACQUIRED	SALES PROCEEDS	COST BASIS	GAIN/LOSS
ARENA PHARMACEUTICALS INC COM ISIN US0400471027				
SHARES: SOLD 03-05-02 1,100 00	03-05-02	22,329 17	35,188.45	12,864 28-
SHARES: ACQUIRED 03-05-02 200.00	03-05-02	4,058.93	6,439.84	2,380.91-
SHARES: SOLD 03-05-02 1,100.00	03-05-02	22,329 17	33,046.42	10,722 25-
SHARES: ACQUIRED 03-08-01	03-08-01			
ALBANY MOLECULAR RESH INC COM				
SHARES: SOLD 03-05-02 1,200 00	03-05-02	12,132.66	36,960.00	29,827.34-
SHARES: ACQUIRED 06-19-01	06-19-01			
CV THERAPEUTICS INC COM				
SHARES: SOLD 03-05-02 200.00	03-05-02	5,433 46	6,880.00	1,446 54-
SHARES: ACQUIRED 05-29-01	05-29-01			
SHARES: SOLD 03-05-02 200 00	03-05-02	5,433.46	6,920.00	1,486.54-
SHARES: ACQUIRED 06-19-01	06-19-01			
SHARES: SOLD 03-05-02 200.00	03-05-02	5,433.45	6,865.00	1,431 55-
SHARES: ACQUIRED 06-19-01	06-19-01			
SHARES: SOLD 03-05-02 500.00	03-05-02	13,583.65	17,651.75	4,068.10-
SHARES: ACQUIRED 06-20-01	06-20-01			

The Northern Trust Company
 50 South LaSalle Street, Chicago, Illinois 60675
 (312) 630-6000

03015
 ACCOUNT NO. 26-01679

THE LYNDE AND HARRY BRADLEY FOUNDATION
 TRUST COMPANY OF THE WEST SMALL CAP

FEDERAL SCHEDULE OF GAINS AND LOSSES
 ACCOUNT TRANSACTIONS TAXABLE DURING THE PERIOD
 01-01-02 THROUGH 12-31-02

DESCRIPTION OF PROPERTY	DATE SOLD/ ACQUIRED	SALES PROCEEDS	COST BASIS	GAIN/LOSS
SHARES: SOLD 03-05-02 1,100.00	03-05-02	44,587.61	60,196.95	15,609.34-
SHARES: ACQUIRED 11-28-01	11-28-01			
SHARES: SOLD 03-05-02 400.00	03-05-02	16,213.68	21,624.88	5,411.20-
SHARES: ACQUIRED 11-29-01	11-29-01			
CELGENE CORP COM				
SHARES: SOLD 03-05-02 600.00	03-05-02	15,475.63	19,038.00	3,562.37-
SHARES: ACQUIRED 06-19-01	06-19-01			
COST PLUS INC CALIF COM				
SHARES: SOLD 03-05-02 5,300.00	03-05-02	138,433.92	152,640.00	14,206.08-
SHARES: ACQUIRED 06-28-01	06-28-01			
DIAMONDCLUSTER INTL INC CL A				
SHARES: SOLD 03-05-02 300.00	03-05-02	3,190.45	4,519.50	1,329.05-
SHARES: ACQUIRED 04-19-01	04-19-01			
SHARES: SOLD 03-05-02 200.00	03-05-02	2,126.97	3,350.00	1,223.03-
SHARES: ACQUIRED 04-24-01	04-24-01			
SHARES: SOLD 03-05-02 300.00	03-05-02	3,190.45	4,914.00	1,723.55-
SHARES: ACQUIRED 04-27-01	04-27-01			
GEMSTAR-TV GUIDE INTL INC COM				

The Northern Trust Company
 50 South LaSalle Street, Chicago, Illinois 60675
 (312) 630-6000

03015 ACCOUNT NO 26-01679

THE LYNDE AND HARRY BRADLEY FOUNDATION
 TRUST COMPANY OF THE WEST SMALL CAP

FEDERAL SCHEDULE OF GAINS AND LOSSES
 ACCOUNT TRANSACTIONS TAXABLE DURING THE PERIOD
 01-01-02 THROUGH 12-31-02

DESCRIPTION OF PROPERTY	DATE SOLD/ ACQUIRED	SALES PROCEEDS	COST BASIS	GAIN/LOSS
SHARES: 1,800.00	SOLD 03-05-02 ACQUIRED 06-20-01	37,620.53	72,000.00	34,379.67-
IMPAX LABORATORIES INC COM				
SHARES: 100.00	SOLD 03-05-02 ACQUIRED 06-28-01	2,090.02	3,935.00	1,844.98-
SHARES: 100.00	SOLD 03-05-02 ACQUIRED 01-18-02	1,048.98	1,299.00	250.02-
SHARES: 100.00	SOLD 03-05-02 ACQUIRED 01-22-02	1,048.99	1,299.00	250.01-
SHARES: 100.00	SOLD 03-05-02 ACQUIRED 01-31-02	1,048.98	1,294.25	245.27-
*REORG INTERNEURON PHARMACEUTICALS INC N/C TO INDEVUS PHARMACEUTICAL 2415778 EFF 4/2/02				
SHARES: 1,100.00	SOLD 03-05-02 ACQUIRED 06-06-01	9,096.86	9,405.00	308.14-
INTERWOVEN INC COM ISIN # US611411025				
SHARES: 1,000.00	SOLD 03-05-02 ACQUIRED 04-17-01	7,354.88	10,843.80	3,488.92-
LEXICON GENETICS INC COMMON STOCK				

The Northern Trust Company
 50 South LaSalle Street, Chicago, Illinois 60675
 (312) 630-6000

THE LYNDE AND HARRY BRADLEY FOUNDATION
 TRUST COMPANY OF THE WEST SMALL CAP

03015 ACCOUNT NO. 26-01679
 AAB

FEDERAL SCHEDULE OF GAINS AND LOSSES
 ACCOUNT TRANSACTIONS TAXABLE DURING THE PERIOD
 01-01-02 THROUGH 12-31-02

DESCRIPTION OF PROPERTY	DATE SOLD/ ACQUIRED	SALES PROCEEDS	COST BASIS	GAIN/LOSS
SHARES: MCDATA CORP CL A	03-05-02 SOLD 06-19-01 ACQUIRED	4,164.94	5,005.00	840.06-
SHARES: MERCURY INTERACTIVE CORP COM	03-05-02 SOLD 06-20-01 ACQUIRED	17,514.74	17,512.00	2.74
SHARES: OAKLEY INC COM	03-05-02 SOLD 01-23-02 ACQUIRED	7,800.38	6,705.92	1,094.46
SHARES: ODYSSEY HEALTHCARE INC COM	03-05-02 SOLD 06-19-01 ACQUIRED	4,742.92	5,610.00	867.08-
SHARES: MERCURY INTERACTIVE CORP COM	03-05-02 SOLD 06-22-01 ACQUIRED	3,502.95	3,695.56	192.61-
SHARES: MERCURY INTERACTIVE CORP COM	03-05-02 SOLD 06-25-01 ACQUIRED	1,751.47	1,899.56	148.09-
SHARES: MERCURY INTERACTIVE CORP COM	03-05-02 SOLD 06-21-01 ACQUIRED	54,295.68	57,259.95	2,944.27-

The Northern Trust Company
 50 South LaSalle Street, Chicago, Illinois 60675
 (312) 630-6000

03015 ACCOUNT NO. 26-01679
 AAB TRUST COMPANY OF THE WEST SMALL CAP

FEDERAL SCHEDULE OF GAINS AND LOSSES
 ACCOUNT TRANSACTIONS TAXABLE DURING THE PERIOD
 01-01-02 THROUGH 12-31-02

DESCRIPTION OF PROPERTY	DATE SOLD/ ACQUIRED	SALES PROCEEDS	COST BASIS	GAIN/LOSS
SHARES: OPENWAVE SYS INC COM	SOLD 03-05-02 ACQUIRED 10-31-01	49,625.25	30,587.76	19,037.49
SHARES: PEETS COFFEE & TEA INC COM	SOLD 03-05-02 ACQUIRED 06-19-01	20,647.69	78,010.00	57,362.31-
SHARES: QUEST SOFTWARE INC COM ISIN US7483411034	SOLD 03-05-02 ACQUIRED 06-19-01	13,976.79	7,272.00	6,704.79
SHARES:	SOLD 03-05-02 ACQUIRED 03-06-01	20,629.69	21,780.00	1,150.31-
SHARES:	SOLD 03-05-02 ACQUIRED 03-07-01	10,314.84	11,576.10	1,261.26-
SHARES:	SOLD 03-05-02 ACQUIRED 03-08-01	14,440.79	15,400.00	959.21-
SHARES:	SOLD 03-05-02 ACQUIRED 03-09-01	26,818.59	27,334.32	515.73-
SHARES:	SOLD 03-05-02 ACQUIRED 03-12-01	8,251.88	8,027.28	224.60

1891

The Northern Trust Company
 50 South LaSalle Street, Chicago, Illinois 60675
 (312) 630-6000

03015 ACCOUNT NO. 26-01679 THE LYNDE AND HARRY BRADLEY FOUNDATION
 SS870 AAB TRUST COMPANY OF THE WEST SMALL CAP

FEDERAL SCHEDULE OF GAINS AND LOSSES
 ACCOUNT TRANSACTIONS TAXABLE DURING THE PERIOD
 01-01-02 THROUGH 12-31-02

DESCRIPTION OF PROPERTY	DATE SOLD/ ACQUIRED	SALES PROCEEDS	COST BASIS	GAIN/LOSS
SHARES, 100.00	SOLD 03-05-02 ACQUIRED 03-13-01	2,062.97	1,950.00	112.97
SHARES, 1,800.00	SOLD 03-05-02 ACQUIRED 06-19-01	37,133.44	52,812.00	15,678.56-
SELECTICA INC DEL COM				
SHARES, 1,100.00	SOLD 03-05-02 ACQUIRED 03-30-01	4,196.43	5,082.00	885.57-
SHARES, 1,200.00	SOLD 03-05-02 ACQUIRED 04-03-01	4,577.93	5,379.96	802.03-
SHARES, 1,600.00	SOLD 03-05-02 ACQUIRED 04-04-01	6,103.91	6,770.56	666.65-
SHARES, 2,700.00	SOLD 03-05-02 ACQUIRED 06-19-01	10,300.34	11,664.00	1,363.66-
SONUS NETWORKS INC COM ISIN US8359161077				
SHARES, 1,300.00	SOLD 03-05-02 ACQUIRED 06-19-01	3,438.45	26,637.00	23,198.55-
SPANISH BROADCASTING SYS INC CL A COMMON STOCK				
SHARES, 900.00	SOLD 03-05-02 ACQUIRED 06-19-01	10,525.35	5,895.00	4,630.35
SUNRISE ASSISTED LIVING INC COM				

The Northern Trust Company
 50 South LaSalle Street, Chicago, Illinois 60675
 (312) 630-6000

THE LYNDE AND HARRY BRADLEY FOUNDATION
 TRUST COMPANY OF THE WEST SMALL CAP

03015 ACCOUNT NO 26-01679
 AAB SS870

FEDERAL SCHEDULE OF GAINS AND LOSSES
 ACCOUNT TRANSACTIONS TAXABLE DURING THE PERIOD
 01-01-02 THROUGH 12-31-02

DESCRIPTION OF PROPERTY	DATE SOLD/ ACQUIRED	SALES PROCEEDS	COST BASIS	GAIN/LOSS
SHARES: THORATEC CORP				
SHARES: 1,000.00	SOLD 03-05-02 ACQUIRED 10-11-01	29,636.53	28,253.40	3,616.87-
SHARES: 600.00	SOLD 03-05-02 ACQUIRED 10-12-01	14,781.91	16,941.96	2,160.05-
SHARES: 500.00	SOLD 03-05-02 ACQUIRED 10-18-01	12,318.27	14,114.75	1,796.48-
SHARES: 500.00	SOLD 03-05-02 ACQUIRED 10-19-01	12,318.26	14,018.85	1,700.59-
SHARES: 500.00	SOLD 03-05-02 ACQUIRED 12-21-01	5,853.06	8,150.00	2,296.94-
SHARES: 100.00	SOLD 03-05-02 ACQUIRED 12-24-01	1,170.61	1,697.50	526.89-
SHARES: 1,300.00	SOLD 03-05-02 ACQUIRED 12-27-01	15,217.96	21,956.74	6,738.78-
SHARES: 2,300.00	SOLD 03-05-02 ACQUIRED 12-28-01	26,924.09	39,018.81	12,094.72-
SHARES: 100.00	SOLD 03-05-02 ACQUIRED 12-31-01	1,170.61	1,710.00	539.39-

The Northern Trust Company
 50 South LaSalle Street, Chicago, Illinois 60675
 (312) 630-6000

THE LYNDE AND HARRY BRADLEY FOUNDATION
 TRUST COMPANY OF THE WEST SMALL CAP

03015 ACCOUNT NO. 26-01679
 AAB SS870

FEDERAL SCHEDULE OF GAINS AND LOSSES
 ACCOUNT TRANSACTIONS TAXABLE DURING THE PERIOD
 01-01-02 THROUGH 12-31-02

DATE SOLD/ ACQUIRED	SALES PROCEEDS	COST BASIS	GAIN/LOSS	DESCRIPTION OF PROPERTY
03-05-02 SOLD	7,023.67	10,099.62	3,075.95-	SHARES: 600.00
03-05-02 SOLD	1,170.62	1,680.00	509.38-	SHARES: 100.00
03-05-02 SOLD	8,194.28	11,935.00	3,740.72-	SHARES: 700.00
03-05-02 SOLD	11,706.12	17,123.00	5,416.88-	SHARES: 1,000.00
03-05-02 SOLD	10,535.52	15,362.46	4,826.94-	SHARES: 900.00
03-05-02 SOLD	3,511.83	5,351.01	1,839.18-	SHARES: 300.00
03-05-02 SOLD	3,511.84	5,365.80	1,853.96-	SHARES: 300.00
03-05-02 SOLD	5,853.06	9,373.50	3,520.44-	SHARES: 500.00
03-05-02 SOLD	4,682.45	7,602.00	2,919.55-	SHARES: 400.00
03-05-02 SOLD	4,682.45	7,593.28	2,910.83-	SHARES: 400.00

The Northern Trust Company
 50 South LaSalle Street, Chicago, Illinois 60675
 (312) 630-6000

03015 ACCOUNT NO 26-01679
 AAB TRUST COMPANY OF THE WEST SMALL CAP

FEDERAL SCHEDULE OF GAINS AND LOSSES
 ACCOUNT TRANSACTIONS TAXABLE DURING THE PERIOD
 01-01-02 THROUGH 12-31-02

DESCRIPTION OF PROPERTY	DATE SOLD/ ACQUIRED	SALES PROCEEDS	COST BASIS	GAIN/LOSS
VERISIGN INC COM SHARES: 200.00	SOLD 03-05-02 ACQUIRED 01-16-02	2,341 23	3,769 54	1,428.31-
VERTEX PHARMACEUTICALS INC COM SHARES: 1,900 00	SOLD 03-05-02 ACQUIRED 06-20-01	56,092.67	98,250.00	42,137.33-
ACTION PERFORMANCE COS INC COM SHARES: 2,800.00	SOLD 03-06-02 ACQUIRED 02-15-02	114,502.88	104,711.04	9,791.84
ACCREDITO HEALTH INC COM SHARES: 1,000.00	SOLD 03-06-02 ACQUIRED 05-08-01	52,909.21	29,081 70	23,827.51
SHARES: 800 00	SOLD 03-06-02 ACQUIRED 05-09-01	42,327.36	23,739.68	18,587.68
SHARES: 1,700.00	SOLD 03-06-02 ACQUIRED 05-10-01	89,945.65	49,744.72	40,200 93

The Northern Trust Company
 50 South LaSalle Street, Chicago, Illinois 60675
 (312) 630-6000

THE LYNDE AND HARRY BRADLEY FOUNDATION
 TRUST COMPANY OF THE WEST SMALL CAP

ACCOUNT NO. 26-01679
 AAB

SS870

FEDERAL SCHEDULE OF GAINS AND LOSSES
 ACCOUNT TRANSACTIONS TAXABLE DURING THE PERIOD
 01-01-02 THROUGH 12-31-02

DESCRIPTION OF PROPERTY	DATE SOLD/ ACQUIRED	SALES PROCEEDS	COST BASIS	GAIN/LOSS
SHARES:	SOLD 03-06-02	10,581.84	5,725.70	4,856.14
	ACQUIRED 05-11-01			
SHARES:	SOLD 03-06-02	10,581.84	5,968.00	4,613.84
	ACQUIRED 05-15-01			
SHARES:	SOLD 03-06-02	31,745.52	17,940.00	13,805.52
	ACQUIRED 05-16-01			
SHARES:	SOLD 03-06-02	26,454.61	16,099.10	10,355.51
	ACQUIRED 05-18-01			
ADVISORY BRD CO COM				
SHARES:	SOLD 03-06-02	5,503.41	4,742.28	761.13
	ACQUIRED 11-13-01			
ALBANY MOLECULAR RESH INC COM				
SHARES:	SOLD 03-06-02	5,531.92	6,728.00	1,196.08-
	ACQUIRED 05-31-01			
SHARES:	SOLD 03-06-02	5,531.91	6,854.00	1,322.09-
	ACQUIRED 06-01-01			
ALBANY MOLECULAR RESH INC COM				
SHARES:	SOLD 03-06-02	19,050.21	23,047.50	3,997.29-
	ACQUIRED 05-21-01			

The Northern Trust Company
 50 South LaSalle Street, Chicago, Illinois 60675
 (312) 630-6000

03015 ACCOUNT NO. 26-01679

THE LYNDE AND HARRY BRADLEY FOUNDATION
 TRUST COMPANY OF THE WEST SMALL CAP

FEDERAL SCHEDULE OF GAINS AND LOSSES
 ACCOUNT TRANSACTIONS TAXABLE DURING THE PERIOD
 01-01-02 THROUGH 12-31-02

DESCRIPTION OF PROPERTY	DATE SOLD/ ACQUIRED	SALES PROCEEDS	COST BASIS	GAIN/LOSS
SHARES: SOLD 03-06-02	03-06-02	5,442 92	6,590 00	1,147.08-
SHARES: ACQUIRED 05-22-01	05-22-01	5,442 92	6,590 00	1,147.08-
SHARES: SOLD 03-06-02	03-06-02	2,721 46	3,300 00	578.54-
SHARES: ACQUIRED 05-23-01	05-23-01	2,721 46	3,300 00	578.54-
SHARES: SOLD 03-06-02	03-06-02	13,607 29	16,527 30	2,920 01-
SHARES: ACQUIRED 05-24-01	05-24-01	13,607 29	16,527 30	2,920 01-
SHARES: SOLD 03-06-02	03-06-02	8,164 38	10,020 00	1,855.62-
SHARES: ACQUIRED 05-25-01	05-25-01	8,164 38	10,020 00	1,855.62-
SHARES: SOLD 03-06-02	03-06-02	5,442 91	6,614 00	1,171 09-
SHARES: ACQUIRED 05-30-01	05-30-01	5,442 91	6,614 00	1,171 09-
SHARES: SOLD 03-06-02	03-06-02	8,164 38	7,073 25	1,091.13
SHARES: ACQUIRED 02-13-02	02-13-02	8,164 38	7,073 25	1,091.13
SHARES: SOLD 03-06-02	03-06-02	5,442 92	4,691 48	751.44
SHARES: ACQUIRED 02-14-02	02-14-02	5,442 92	4,691 48	751.44
SHARES: SOLD 03-06-02	03-06-02	8,164 38	7,362.51	801.87
SHARES: ACQUIRED 02-19-02	02-19-02	8,164 38	7,362.51	801.87
SHARES: SOLD 03-06-02	03-06-02	4,810.42	991.07	3,819.35
SHARES: ACQUIRED 08-06-01	08-06-01	4,810.42	991.07	3,819.35

AMERICAN HEALTHWAYS INC
 AMERICAN PHARMACEUTICALS PARTNERS INC

The Northern Trust Company
 50 South LaSalle Street, Chicago, Illinois 60675
 (312) 630-6000

THE LYNDE AND HARRY BRADLEY FOUNDATION
 TRUST COMPANY OF THE WEST SMALL CAP

FEDERAL SCHEDULE OF GAINS AND LOSSES
 ACCOUNT TRANSACTIONS TAXABLE DURING THE PERIOD
 01-01-02 THROUGH 12-31-02

03015 ACCOUNT NO 26-01679
 SS870 AAB

DESCRIPTION OF PROPERTY	DATE SOLD/ ACQUIRED	SALES PROCEEDS	COST BASIS	GAIN/LOSS
CONSECO INC., COMMON STOCK	03-06-02 SOLD 06-19-01 ACQUIRED	16,006.14	60,177.00	44,170.86-
GEMSTAR-TV GUIDE INTL INC COM	03-06-02 SOLD 06-28-01 ACQUIRED	90,025.65	165,270.00	75,244.35-
GEMSTAR-TV GUIDE INTL INC COM	03-06-02 SOLD 06-28-01 ACQUIRED	4,195.93	7,870.00	3,674.07-
IMPAX LABORATORIES INC COM	03-06-02 SOLD 12-31-01 ACQUIRED	509.24	645.00	135.76-
INTERMOVEN INC COM ISIN # US611411025	03-06-02 SOLD 01-14-02 ACQUIRED	1,527.72	1,932.03	404.31-
MANUGISTICS GROUP INC COM	03-06-02 SOLD 04-17-01 ACQUIRED	8,205.87	11,928.18	3,722.31-

The Northern Trust Company
 50 South LaSalle Street, Chicago, Illinois 60675
 (312) 630-6000

03015 ACCOUNT NO 26-01679
 SS870 AAB

THE LYNDE AND HARRY BRADLEY FOUNDATION
 TRUST COMPANY OF THE WEST SMALL CAP

FEDERAL SCHEDULE OF GAINS AND LOSSES
 ACCOUNT TRANSACTIONS TAXABLE DURING THE PERIOD
 01-01-02 THROUGH 12-31-02

DATE SOLD/ ACQUIRED	SALES PROCEEDS	COST BASIS	GAIN/LOSS	DESCRIPTION OF PROPERTY
03-06-02 SOLD	58,445.12	107,172.42	48,727.30-	SHARES: 3,400.00
03-06-02 ACQUIRED				04-26-01
03-06-02 SOLD	12,032.82	23,814.00	11,781.18-	SHARES: 700.00
03-06-02 ACQUIRED				06-19-01
03-06-02 SOLD	51,569.22	59,973.00	8,403.78-	SHARES: 3,000.00
03-06-02 ACQUIRED				07-26-01
03-06-02 SOLD	39,536.41	49,123.40	9,586.99-	SHARES: 2,300.00
03-06-02 ACQUIRED				07-27-01
03-06-02 SOLD	5,156.92	6,414.90	1,257.98-	SHARES: 300.00
03-06-02 ACQUIRED				07-30-01
03-06-02 SOLD	22,856.66	20,117.76	2,738.90	SHARES: 600.00
03-06-02 ACQUIRED				01-23-02
03-06-02 SOLD	75,656.86	72,710.00	2,946.86	SHARES: 2,200.00
03-06-02 ACQUIRED				11-06-01
03-06-02 SOLD	3,113.95	3,740.00	626.05-	SHARES: 200.00
03-06-02 ACQUIRED				06-19-01

MERCURY INTERACTIVE CORP COM

99 CENTS ONLY STORES COM

OAKLEY INC COM

OAKLEY INC COM

The Northern Trust Company
 50 South LaSalle Street, Chicago, Illinois 60675
 (312) 630-6000

THE LYNDE AND HARRY BRADLEY FOUNDATION
 TRUST COMPANY OF THE WEST SMALL CAP

ACCOUNT NO. 26-01679
 AAB
 SS870

FEDERAL SCHEDULE OF GAINS AND LOSSES
 ACCOUNT TRANSACTIONS TAXABLE DURING THE PERIOD
 01-01-02 THROUGH 12-31-02

DESCRIPTION OF PROPERTY	DATE SOLD/ ACQUIRED	SALES PROCEEDS	COST BASIS	GAIN/LOSS
SHARES: OPTION CARE INC COM	SOLD 03-06-02 ACQUIRED 06-19-01	3,145.95	3,740.00	594.05-
SHARES: 200.00				
SHARES: 150.00	SOLD 03-06-02 ACQUIRED 09-18-01	2,251.47	1,787.82	463.65
SHARES: 850.00	SOLD 03-06-02 ACQUIRED 09-20-01	12,758.30	10,285.77	2,472.53
SHARES: 200.00	SOLD 03-06-02 ACQUIRED 06-19-01	6,750.90	4,076.00	2,674.90
QUEST SOFTWARE INC COM ISIN US74834T1034				
SHARES: 2,200.00	SOLD 03-06-02 ACQUIRED 03-28-01	44,824.32	32,862.50	11,961.82
SHARES: 1,900.00	SOLD 03-06-02 ACQUIRED 04-04-01	38,711.92	28,232.86	10,479.06
SHARES: 1,700.00	SOLD 03-06-02 ACQUIRED 04-05-01	34,636.98	25,393.75	9,243.23
SHARES: 100.00	SOLD 03-06-02 ACQUIRED 04-06-01	2,037.47	1,493.75	543.72
SELECTICA INC DEL COM				

The Northern Trust Company
 50 South LaSalle Street, Chicago, Illinois 60675
 (312) 630-6000

03015 ACCOUNT NO. 26-01679
 SS870 AAB

THE LYNDE AND HARRY BRADLEY FOUNDATION
 TRUST COMPANY OF THE WEST SMALL CAP

FEDERAL SCHEDULE OF GAINS AND LOSSES
 ACCOUNT TRANSACTIONS TAXABLE DURING THE PERIOD
 01-01-02 THROUGH 12-31-02

DESCRIPTION OF PROPERTY	DATE SOLD/ ACQUIRED	SALES PROCEEDS	COST BASIS	GAIN/LOSS
SHARES: 1,900.00	03-06-02 SOLD 03-29-01 ACQUIRED	7,343.39	8,035.29	691.90-
SHARES: 1,600.00	03-06-02 SOLD 04-04-01 ACQUIRED	6,183.90	6,770.56	586.66-
TIBCO SOFTWARE INC COM				
SHARES: 9,500.00	03-06-02 SOLD 06-20-01 ACQUIRED	115,755.76	143,640.00	27,884.24-
VERTEX PHARMACEUTICALS INC COM				
SHARES: 100.00	03-06-02 SOLD 06-19-01 ACQUIRED	2,413.46	4,474.00	2,060.54-
ADVISORY BRD CO COM				
SHARES: 100.00	03-07-02 SOLD 11-13-01 ACQUIRED	2,630.18	2,371.14	259.04
SHARES: 2,400.00	03-07-02 SOLD 11-13-01 ACQUIRED	63,124.33	56,748.24	6,376.09
ALBANY MOLECULAR RESH INC COM				
SHARES: 600.00	03-07-02 SOLD 02-11-02 ACQUIRED	17,340.34	13,081.20	4,259.14

12-21

The Northern Trust Company
 50 South LaSalle Street, Chicago, Illinois 60675
 (312) 630-6000

THE LYNDE AND HARRY BRADLEY FOUNDATION
 TRUST COMPANY OF THE WEST SMALL CAP

03015
 SS870
 ACCOUNT NO. 26-01679
 AAB

FEDERAL SCHEDULE OF GAINS AND LOSSES
 ACCOUNT TRANSACTIONS TAXABLE DURING THE PERIOD
 01-01-02 THROUGH 12-31-02

DESCRIPTION OF PROPERTY	DATE SOLD/ ACQUIRED	SALES PROCEEDS	COST BASIS	GAIN/LOSS
AMERICAN PHARMACEUTICALS PARTNERS INC				
SHARES:	SOLD 03-07-02	20,230.39	15,386.56	4,843.83
	ACQUIRED 02-12-02			
SHARES:	SOLD 03-07-02	8,670.17	7,037.22	1,632.95
	ACQUIRED 02-14-02			
SHARES:	SOLD 03-07-02	11,560.23	9,320.00	2,240.23
	ACQUIRED 02-15-02			
CV THERAPEUTICS INC COM				
SHARES:	SOLD 03-07-02	26,808.50	24,000.00	2,808.50
	ACQUIRED 12-13-01			
SHARES:	SOLD 03-07-02	21,446.79	17,416.08	4,030.71
	ACQUIRED 02-11-02			
SHARES:	SOLD 03-07-02	5,361.70	4,355.46	1,006.24
	ACQUIRED 02-12-02			
SHARES:	SOLD 03-07-02	3,574.47	2,904.34	670.13
	ACQUIRED 02-13-02			
SHARES:	SOLD 03-07-02	1,787.23	1,460.60	326.63
	ACQUIRED 02-19-02			

The Northern Trust Company
 50 South LaSalle Street, Chicago, Illinois 60675
 (312) 630-6000

THE LYNDE AND HARRY BRADLEY FOUNDATION
 TRUST COMPANY OF THE WEST SMALL CAP

03015 ACCOUNT NO. 26-01679
 AAB

SS870

FEDERAL SCHEDULE OF GAINS AND LOSSES
 ACCOUNT TRANSACTIONS TAXABLE DURING THE PERIOD
 01-01-02 THROUGH 12-31-02

DESCRIPTION OF PROPERTY	DATE SOLD/ ACQUIRED	SALES PROCEEDS	COST BASIS	GAIN/LOSS
SHARES: CALIFORNIA PIZZA KITCHEN INC COM ISIN US13054D1090	SOLD 03-07-02 ACQUIRED 11-29-01	21,629.67	27,031.10	5,401.43-
SHARES: IMPAX LABORATORIES INC COM	SOLD 03-07-02 ACQUIRED 06-19-01	29,360.59	28,044.00	3,683.41-
SHARES: IMPAX LABORATORIES INC COM	SOLD 03-07-02 ACQUIRED 01-14-02	2,541.21	3,220.05	678.84-
SHARES: IMPAX LABORATORIES INC COM	SOLD 03-07-02 ACQUIRED 01-30-02	508.24	642.13	133.89-
#REORG INTERNEURON PHARMACEUTICALS INC N/C TO INDEVUS PHARMACEUTICAL 2415778 EFF 4/2/02	SOLD 03-07-02 ACQUIRED 06-12-01	12,101.56	11,826.22	275.34
SHARES: IMPAX LABORATORIES INC COM	SOLD 03-07-02 ACQUIRED 06-13-01	21,609.92	20,179.00	1,430.92
SHARES: IMPAX LABORATORIES INC COM	SOLD 03-07-02 ACQUIRED 06-14-01	5,186.38	4,816.98	369.40

The Northern Trust Company
 50 South LaSalle Street, Chicago, Illinois 60675
 (312) 630-6000

03015 ACCOUNT NO 26-01679 THE LYNDE AND HARRY BRADLEY FOUNDATION TRUST COMPANY OF THE WEST SMALL CAP

FEDERAL SCHEDULE OF GAINS AND LOSSES
 ACCOUNT TRANSACTIONS TAXABLE DURING THE PERIOD
 01-01-02 THROUGH 12-31-02

DESCRIPTION OF PROPERTY	DATE SOLD/ ACQUIRED	SALES PROCEEDS	COST BASIS	GAIN/LOSS
SHARES:	03-07-02 SOLD	4,321.99	4,020.50	301.69
SHARES:	03-07-02 SOLD	10,372.76	10,260.00	112.76
SHARES:	03-07-02 SOLD	3,457.59	3,370.56	87.03
SHARES:	03-07-02 SOLD	2,593.19	2,493.24	99.95
INTERLIL CORP				
SHARES:	03-07-02 SOLD	17,164.74	13,165.00	3,999.74
#REORG/MULTILINK TECHNOLOGY REV SPLIT TO MULTILINK TECH NEW SEC #2954597 EFF 9/10/02				
SHARES:	03-07-02 SOLD	5,300.00	5,300.00	
SHARES:	03-07-02 SOLD	10,679.34	47,700.00	37,020.66-
SHARES:	03-07-02 SOLD	4,835.92	24,822.72	19,986.80-
SHARES:	03-07-02 SOLD	403.00	1,977.44	1,574.44-

The Northern Trust Company
 50 South LaSalle Street, Chicago, Illinois 60675
 (312) 630-6000

03015 ACCOUNT NO. 26-01679
 AAB

THE LYNDE AND HARRY BRADLEY FOUNDATION
 TRUST COMPANY OF THE WEST SMALL CAP

FEDERAL SCHEDULE OF GAINS AND LOSSES
 ACCOUNT TRANSACTIONS TAXABLE DURING THE PERIOD
 01-01-02 THROUGH 12-31-02

DESCRIPTION OF PROPERTY	DATE SOLD/ ACQUIRED	SALES PROCEEDS	COST BASIS	GAIN/LOSS
SHARES: 1,500 00	SOLD 03-07-02 ACQUIRED 06-21-01	3,022.45	15,600.00	12,577.55-
SHARES: 800.00	SOLD 03-07-02 ACQUIRED 06-22-01	1,611.97	8,702.32	7,090.35-
SHARES: 1,100.00	SOLD 03-07-02 ACQUIRED 06-22-01	2,216.47	11,962.28	9,745.81-
SHARES: 700 00	SOLD 03-07-02 ACQUIRED 06-27-01	1,410.48	7,558.60	6,148.12-
99 CENTS ONLY STORES COM				
SHARES: 600 00	SOLD 03-07-02 ACQUIRED 11-06-01	21,440.67	19,830.00	1,610.67
99 CENTS ONLY STORES COM				
SHARES: 2,100.00	SOLD 03-07-02 ACQUIRED 11-06-01	74,044.88	69,405.00	4,639.88
VERTEX PHARMACEUTICALS INC COM				
SHARES: 100.00	SOLD 03-07-02 ACQUIRED 06-19-01	2,423.46	4,474.00	2,050.54-
ADVANCED FIBRE COMMUNICATIONS INC COM				

The Northern Trust Company
 50 South LaSalle Street, Chicago, Illinois 60675
 (312) 630-6000

THE LYNDE AND HARRY BRADLEY FOUNDATION
 TRUST COMPANY OF THE WEST SMALL CAP

FEDERAL SCHEDULE OF GAINS AND LOSSES
 ACCOUNT TRANSACTIONS TAXABLE DURING THE PERIOD
 01-01-02 THROUGH 12-31-02

03015 ACCOUNT NO 26-01679
 AAB
 SS870

DESCRIPTION OF PROPERTY	DATE SOLD/ ACQUIRED	SALES PROCEEDS	COST BASIS	GAIN/LOSS
SHARES: 300 00	03-08-02 SOLD 06-19-01 ACQUIRED	5,558.92	5,697.00	138 08-
ADVISORY BRD CO COM				
SHARES: 1,200.00	03-08-02 SOLD 11-12-01 ACQUIRED	31,667.52	22,800.00	8,867 52
SHARES: 3,000.00	03-08-02 SOLD 11-13-01 ACQUIRED	79,168 81	70,935 30	8,233.51
AMERICAN PHARMACEUTICALS PARTNERS INC COM				
SHARES: 100.00	03-08-02 SOLD 02-06-02 ACQUIRED	1,788.47	1,528.00	460.47
SHARES: 1,500.00	03-08-02 SOLD 02-07-02 ACQUIRED	26,827.09	20,079 45	6,747.64
SHARES: 500 00	03-08-02 SOLD 02-08-02 ACQUIRED	8,942 37	6,813 90	2,128.47
SHARES: 100.00	03-08-02 SOLD 02-14-02 ACQUIRED	1,788.47	1,447.71	340.76
SHARES: 300.00	03-08-02 SOLD 02-15-02 ACQUIRED	5,365.42	4,335 57	1,029.85
CV THERAPEUTICS INC COM				

The Northern Trust Company

50 South LaSalle Street, Chicago, Illinois 60675
(312) 630-6000

03015 ACCOUNT NO 26-01679
SS870 AAB

THE LYNDE AND HARRY BRADLEY FOUNDATION
TRUST COMPANY OF THE WEST SMALL CAP

FEDERAL SCHEDULE OF GAINS AND LOSSES
ACCOUNT TRANSACTIONS TAXABLE DURING THE PERIOD
01-01-02 THROUGH 12-31-02

PAGE
56

<u>DESCRIPTION OF PROPERTY</u>			<u>DATE SOLD/ ACQUIRED</u>	<u>SALES PROCEEDS</u>	<u>COST BASIS</u>	<u>GAIN/LOSS</u>
SHARES:	100.00	SOLD	03-08-02	3,997.94	5,406.22	1,408.28-
		ACQUIRED	11-29-01			
DIGITALTHINK INC COM STK ISIN# US25388M1009						
SHARES:	1,600.00	SOLD	03-08-02	4,730.32	11,360.00	6,629.68-
		ACQUIRED	06-19-01			
IMPAX LABORATORIES INC COM						
SHARES:	500.00	SOLD	03-08-02	3,934.49	6,310.45	2,375.96-
		ACQUIRED	12-14-01			
SHARES:	250.00	SOLD	03-08-02	1,967.24	3,124.18	1,156.94-
		ACQUIRED	12-18-01			
SHARES:	350.00	SOLD	03-08-02	2,754.14	4,494.87	1,740.73-
		ACQUIRED	01-30-02			
SHARES:	300.00	SOLD	03-08-02	2,360.70	3,764.49	1,403.79-
		ACQUIRED	02-04-02			
SHARES:	700.00	SOLD	03-08-02	5,508.28	8,748.11	3,239.83-
		ACQUIRED	02-12-02			
SHARES:	100.00	SOLD	03-08-02	786.90	1,252.00	465.10-
		ACQUIRED	02-12-02			

INTERWOVEN INC COM ISIN # US6114T1025

1300

The Northern Trust Company
 50 South LaSalle Street, Chicago, Illinois 60675
 (312) 630-6000

03015 ACCOUNT NO. 26-01679
 AAB

THE LYNDE AND HARRY BRADLEY FOUNDATION
 TRUST COMPANY OF THE WEST SMALL CAP

FEDERAL SCHEDULE OF GAINS AND LOSSES
 ACCOUNT TRANSACTIONS TAXABLE DURING THE PERIOD
 01-01-02 THROUGH 12-31-02

DESCRIPTION OF PROPERTY	DATE SOLD/ ACQUIRED	SALES PROCEEDS	COST BASIS	GAIN/LOSS
SHARES: 1,300.00	03-08-02 SOLD 04-17-01 ACQUIRED	9,832.13	14,096.94	4,264.81-
LINENS N THINGS INC COM				
SHARES: 700.00	03-08-02 SOLD 06-19-01 ACQUIRED	21,076.68	18,648.00	2,428.68
99 CENTS ONLY STORES COM				
SHARES: 2,600.00	03-08-02 SOLD 11-06-01 ACQUIRED	93,248.64	85,930.00	7,318.64
RADIO ONE INC CL A				
SHARES: 500.00	03-08-02 SOLD 06-19-01 ACQUIRED	10,672.34	9,870.00	802.34
VENTIV HEALTH INC COM				
SHARES: 1,500.00	03-08-02 SOLD 06-19-01 ACQUIRED	3,892.45	27,075.00	23,182.55-
VERTEX PHARMACEUTICALS INC COM				
SHARES: 100.00	03-08-02 SOLD 06-19-01 ACQUIRED	2,445.96	4,474.00	2,028.04-
WEIGHT WATCHERS INTL INC NEW COM				

The Northern Trust Company
 50 South LaSalle Street, Chicago, Illinois 60675
 (312) 630-6000

03015 ACCOUNT NO. 26-01679
 AAB
 SS870

THE LYNDE AND HARRY BRADLEY FOUNDATION
 TRUST COMPANY OF THE WEST SMALL CAP

FEDERAL SCHEDULE OF GAINS AND LOSSES
 ACCOUNT TRANSACTIONS TAXABLE DURING THE PERIOD
 01-01-02 THROUGH 12-31-02

DESCRIPTION OF PROPERTY	DATE SOLD/ ACQUIRED	SALES PROCEEDS	COST BASIS	GAIN/LOSS
SHARES: BRITESMILE INC COM	03-11-02 SOLD 400.00	2,552.40	4,092.80	1,540.40-
SHARES:	03-11-02 SOLD 100.00	638.10	1,012.00	373.90-
SHARES:	03-11-02 SOLD 900.00	5,742.90	8,557.38	2,814.48-
SHARES:	03-11-02 SOLD 300.00	1,914.31	2,950.89	1,036.58-
SHARES:	03-11-02 SOLD 200.00	1,276.20	2,040.00	763.80-
SHARES:	03-11-02 SOLD 100.00	638.10	1,000.25	362.15-
SHARES:	03-11-02 SOLD 400.00	2,552.40	3,941.32	1,388.92-
SHARES:	03-11-02 SOLD 100.00	638.10	951.00	312.90-
SHARES:	03-08-02 SOLD 200.00	6,985.89	4,800.00	2,185.89
	11-14-01 ACQUIRED			

1302

The Northern Trust Company
 50 South LaSalle Street, Chicago, Illinois 60675
 (312) 630-6000

THE LYNDE AND HARRY BRADLEY FOUNDATION
 TRUST COMPANY OF THE WEST SMALL CAP

03015
 ACCOUNT NO 26-01679
 AAB

FEDERAL SCHEDULE OF GAINS AND LOSSES
 ACCOUNT TRANSACTIONS TAXABLE DURING THE PERIOD
 01-01-02 THROUGH 12-31-02

DESCRIPTION OF PROPERTY	DATE SOLD/ ACQUIRED	SALES PROCEEDS	COST BASIS	GAIN/LOSS
SHARES:	03-11-02 SOLD	638.10	945.78	307.68-
SHARES:	03-11-02 SOLD	2,233.35	3,193.58	960.23-
SHARES:	03-11-02 SOLD	2,552.40	3,562.28	809.88-
SHARES:	03-11-02 SOLD	638.10	848.00	209.90-
SHARES:	03-11-02 SOLD	5,742.90	7,615.89	1,872.99-
SHARES:	03-11-02 SOLD	2,552.40	3,488.00	935.60-
SHARES:	03-11-02 SOLD	2,552.40	3,440.00	887.60-
SHARES:	03-11-02 SOLD	638.10	896.21	258.11-
SHARES:	03-11-02 SOLD	7,657.21	11,616.00	3,958.79-
SHARES:	03-11-02 SOLD	7,657.20	11,952.48	4,295.28-

The Northern Trust Company
 50 South LaSalle Street, Chicago, Illinois 60675
 (312) 630-6000

03015 ACCOUNT NO 26-01679
 AAB

THE LYNDE AND HARRY BRADLEY FOUNDATION
 TRUST COMPANY OF THE WEST SMALL CAP

FEDERAL SCHEDULE OF GAINS AND LOSSES
 ACCOUNT TRANSACTIONS TAXABLE DURING THE PERIOD
 01-01-02 THROUGH 12-31-02

DESCRIPTION OF PROPERTY	DATE SOLD/ ACQUIRED	SALES PROCEEDS	COST BASIS	GAIN/LOSS
SHARES	03-11-02 SOLD 09-07-01 ACQUIRED	2,552 40	3,678.16	1,125 76-
SHARES: 100 00	03-11-02 SOLD 09-10-01 ACQUIRED	638.11	910.00	271 89-
CV THERAPEUTICS INC COM				
SHARES: 700.00	03-11-02 SOLD 06-19-01 ACQUIRED	27,380 09	34,895.00	7,514.91-
SHARES: 200.00	03-11-02 SOLD 11-14-01 ACQUIRED	7,822 88	9,595.00	1,772.12-
SHARES: 500 00	03-11-02 SOLD 11-14-01 ACQUIRED	19,557.21	24,190.05	4,632.84-
SHARES: 300.00	03-11-02 SOLD 11-29-01 ACQUIRED	11,734.32	16,218.66	4,484.34-
*REORG/DOCENT INC REV SPLIT TO DOCENT INC ON NEW SEC#2279845 EFF 10/25/02				
SHARES: 1,700 00	03-11-02 SOLD 06-19-01 ACQUIRED	3,550.06	12,087.00	8,536 94-
IMPAX LABORATORIES INC COM				
SHARES: 5,500 00	03-11-02 SOLD 12-11-01 ACQUIRED	38,326.17	56,375.00	18,048.83-

The Northern Trust Company
 50 South LaSalle Street, Chicago, Illinois 60675
 (312) 630-6000

THE LYNDE AND HARRY BRADLEY FOUNDATION
 TRUST COMPANY OF THE WEST SMALL CAP

03015
 SS870
 ACCOUNT NO. 26-01679
 AAB

FEDERAL SCHEDULE OF GAINS AND LOSSES
 ACCOUNT TRANSACTIONS TAXABLE DURING THE PERIOD
 01-01-02 THROUGH 12-31-02

DATE SOLD/ ACQUIRED	SALES PROCEEDS	COST BASIS	GAIN/LOSS	DESCRIPTION OF PROPERTY
03-11-02 SOLD	6,968.40	10,999.10	4,030.70-	SHARES: 1,000 00
03-11-02 SOLD	2,090.51	3,317.13	1,226.62-	SHARES: 300 00
03-11-02 SOLD	4,181.04	6,694.62	2,513.58-	SHARES: 600 00
03-11-02 SOLD	2,787.36	4,956.24	2,168.88-	SHARES: 400.00
03-11-02 SOLD	1,742.09	3,124.17	1,382.08-	SHARES: 250 00
03-11-02 SOLD	696.84	1,243.93	547.09-	SHARES: 100.00
03-11-02 SOLD	696.84	1,226.25	529.41-	SHARES: 100.00
03-11-02 SOLD	2,090.52	3,685.50	1,594.98-	SHARES: 300 00
03-11-02 SOLD	2,090.52	3,645.99	1,555.47-	SHARES: 300.00
03-11-02 SOLD	2,787.36	4,775.20	1,987.84-	SHARES: 400.00

The Northern Trust Company
 50 South LaSalle Street, Chicago, Illinois 60675
 (312) 630-6000

THE LYNDE AND HARRY BRADLEY FOUNDATION
 TRUST COMPANY OF THE WEST SMALL CAP

FEDERAL SCHEDULE OF GAINS AND LOSSES
 ACCOUNT TRANSACTIONS TAXABLE DURING THE PERIOD
 01-01-02 THROUGH 12-31-02

03015 ACCOUNT NO 26-01679
 AAB
 SS870

DESCRIPTION OF PROPERTY	DATE SOLD/ ACQUIRED	SALES PROCEEDS	COST BASIS	GAIN/LOSS
SHARES:	SOLD 03-11-02	696.83	1,197.25	500.42-
SHARES:	ACQUIRED 02-08-02			
SHARES:	SOLD 03-11-02	4,181.04	7,276.92	3,095.88-
SHARES:	ACQUIRED 02-11-02			
SHARES:	SOLD 03-11-02	7,665.23	13,470.60	5,805.37-
SHARES:	ACQUIRED 02-13-02			
SHARES:	SOLD 03-11-02	2,787.36	4,789.00	2,001.64-
SHARES:	ACQUIRED 02-14-02			
SHARES:	SOLD 03-11-02	1,045.27	1,729.29	684.02-
SHARES:	ACQUIRED 02-15-02			
INTERWOVEN INC COM ISIN # US611411025				
SHARES:	SOLD 03-11-02	7,208.89	5,134.50	2,074.39
SHARES:	ACQUIRED 09-17-01			
SHARES:	SOLD 03-11-02	15,218.77	11,354.97	3,863.80
SHARES:	ACQUIRED 09-18-01			
SHARES:	SOLD 03-11-02	30,437.54	21,021.22	9,416.32
SHARES:	ACQUIRED 09-19-01			
SHARES:	SOLD 03-11-02	18,422.73	13,153.70	5,269.03
SHARES:	ACQUIRED 09-20-01			

The Northern Trust Company
 50 South LaSalle Street, Chicago, Illinois 60675
 (312) 630-6000

53015 ACCOUNT NO. 26-01679
 AAB

THE LYNDE AND HARRY BRADLEY FOUNDATION
 TRUST COMPANY OF THE WEST SMALL CAP

FEDERAL SCHEDULE OF GAINS AND LOSSES
 ACCOUNT TRANSACTIONS TAXABLE DURING THE PERIOD
 01-01-02 THROUGH 12-31-02

DESCRIPTION OF PROPERTY		DATE SOLD/ ACQUIRED	SALES PROCEEDS	COST BASIS	GAIN/LOSS
SHARES: 1,400.00		03-11-02 SOLD	11,213.83	7,074.20	4,139.63
NUMERICAL TECHNOLOGIES INC COM STK		03-11-02 SOLD	1,573.17	2,222.77	649.60
ACQUIRED		08-22-01			
OPTION CARE INC COM		03-11-02 SOLD	767.48	595.94	171.54
SHARES: 50.00		03-11-02 SOLD			
ACQUIRED		09-18-01			
RESOURCES CONNECTION INC COM		03-11-02 SOLD	1,585.77	1,427.10	158.67
SHARES: 60.00		03-11-02 SOLD			
ACQUIRED		12-07-01			
SAPIENT CORP COM		03-11-02 SOLD	6,404.21	11,270.00	4,865.79
SHARES: 1,400.00		03-11-02 SOLD			
ACQUIRED		06-19-01			
WEIGHT WATCHERS INTL INC NEW COM		03-11-02 SOLD	28,639.57	19,200.00	9,439.57
SHARES: 800.00		03-11-02 SOLD			
ACQUIRED		11-14-01			
SUB-TOTAL			8,009,803.09	8,773,992.81	764,189.72
TOTAL SHORT TERM CAPITAL GAIN/LOSS-			8,009,803.09	8,773,992.81	764,189.72

LONG TERM CAPITAL GAINS AND LOSSES

28% RATE
 GAIN/LOSS

The Northern Trust Company
 50 South LaSalle Street, Chicago, Illinois 60675
 (312) 630-6000

03015 ACCOUNT NO 26-01679
 AAB

THE LYNDE AND HARRY BRADLEY FOUNDATION
 TRUST COMPANY OF THE WEST SMALL CAP

FEDERAL SCHEDULE OF GAINS AND LOSSES
 ACCOUNT TRANSACTIONS TAXABLE DURING THE PERIOD
 01-01-02 THROUGH 12-31-02

PAGE 64

DESCRIPTION OF PROPERTY DATE SOLD/ ACQUIRED SALES PROCEEDS COST BASIS GAIN/LOSS 28% RATE

DESCRIPTION OF PROPERTY	DATE SOLD/ ACQUIRED	SALES PROCEEDS	COST BASIS	GAIN/LOSS	28% RATE
MERCURY INTERACTIVE CORP COM	01-03-02	10,551.41	18,624.36	8,072.95-	0.00
SHARES:	SOLD				
300 00	01-03-02				
ACQUIRED	04-04-00				
100.00	01-03-02	3,517.14	5,575.00	2,057.86-	0.00
SHARES:	SOLD				
100.00	01-03-02				
ACQUIRED	04-04-00				
MICROMUSE INC COM	01-03-02	6,059.90	1,516.38	4,543.52	0.00
SHARES:	SOLD				
400.00	01-03-02				
ACQUIRED	09-21-98				
PEREGRINE SYS INC COM	01-03-02	28,583.42	36,163.00	7,579.58-	0.00
SHARES:	SOLD				
2,900.00	01-03-02				
ACQUIRED	06-18-99				
MERCURY INTERACTIVE CORP COM	01-04-02	10,854.11	2,243.85	8,610.26	0.00
SHARES:	SOLD				
300.00	01-04-02				
ACQUIRED	10-12-98				
MICROMUSE INC COM	01-04-02	25,694.60	6,444.61	19,249.99	0.00
SHARES:	SOLD				
1,700 00	01-04-02				
ACQUIRED	09-21-98				
IMCLONE SYS INC COM					

1308

The Northern Trust Company
 50 South LaSalle Street, Chicago, Illinois 60675
 (312) 630-6000

03015 ACCOUNT NO. 26-01679
 AAB

THE LYNDE AND HARRY BRADLEY FOUNDATION
 TRUST COMPANY OF THE WEST SMALL CAP

FEDERAL SCHEDULE OF GAINS AND LOSSES
 ACCOUNT TRANSACTIONS TAXABLE DURING THE PERIOD
 01-01-02 THROUGH 12-31-02

PAGE 65

28% RATE
 GAIN/LOSS

DATE SOLD/ ACQUIRED	SALES PROCEEDS	COST BASIS	GAIN/LOSS	28% RATE GAIN/LOSS	DESCRIPTION OF PROPERTY
01-07-02 SOLD 11-18-99 ACQUIRED	120,515.95	5,479.87	115,036.08	0.00	SHARES; MERCURY INTERACTIVE CORP COM
01-07-02 SOLD 10-12-98 ACQUIRED	10,880.08	2,243.85	8,636.23	0.00	SHARES; MICROMUSE INC COM
01-07-02 SOLD 09-21-98 ACQUIRED	1,602.69	379.10	1,223.59	0.00	SHARES; MICROMUSE INC COM
01-07-02 SOLD 10-06-98 ACQUIRED	14,424.16	2,707.04	11,717.12	0.00	SHARES; PEREGRINE SYS INC COM
01-07-02 SOLD 06-17-99 ACQUIRED	8,145.64	9,680.00	1,534.36-	0.00	SHARES; MERCURY INTERACTIVE CORP COM
01-07-02 SOLD 06-18-99 ACQUIRED	14,254.86	17,458.00	3,203.14-	0.00	SHARES; MERCURY INTERACTIVE CORP COM
01-08-02 SOLD 10-12-98 ACQUIRED	10,679.83	2,243.85	8,435.98	0.00	SHARES; MICROMUSE INC COM

1309

The Northern Trust Company
 50 South LaSalle Street, Chicago, Illinois 60675
 (312) 630-6000

THE LYNDE AND HARRY BRADLEY FOUNDATION
 TRUST COMPANY OF THE WEST SMALL CAP

03015 ACCOUNT NO. 26-01679
 AAB SS870

FEDERAL SCHEDULE OF GAINS AND LOSSES
 ACCOUNT TRANSACTIONS TAXABLE DURING THE PERIOD
 01-01-02 THROUGH 12-31-02

PAGE 66

28% RATE GAIN/LOSS GAIN/LOSS COST BASIS SALES PROCEEDS DATE SOLD/ACQUIRED DESCRIPTION OF PROPERTY

0.00	3,722.38	902 35	4,624.73	01-08-02 SOLD	SHARES: 300.00	MERCURY INTERACTIVE CORP COM
				10-06-98 ACQUIRED		
0.00	62,485.37	15,706.95	78,192.32	01-09-02 SOLD	SHARES: 2,100.00	MERCURY INTERACTIVE CORP COM
				10-12-98 ACQUIRED		
0.00	26,838.62	6,672.38	33,511.00	01-09-02 SOLD	SHARES: 900.00	MICROMUSE INC COM
				10-13-98 ACQUIRED		
0.00	12,710.14	3,007.82	15,717.96	01-09-02 SOLD	SHARES: 1,000.00	MICROMUSE INC COM
				10-06-98 ACQUIRED		
0.00	3,405.36	20,570.00	17,164.64	01-09-02 SOLD	SHARES: 1,700.00	PEREGRINE SYS INC COM
				06-17-99 ACQUIRED		
0.00	18,205.36	37,822.22	19,616.86	01-18-02 SOLD	SHARES: 4,600.00	TRANSWITCH CORP COMMON STOCK
				02-09-99 ACQUIRED		
0.00	7,377.82	14,800.00	7,422.18	01-22-02 SOLD	SHARES: 1,800.00	TRANSWITCH CORP COMMON STOCK
				02-09-99 ACQUIRED		

1310

The Northern Trust Company
 50 South LaSalle Street, Chicago, Illinois 60675
 (312) 630-6000

THE LYNDE AND HARRY BRADLEY FOUNDATION
 TRUST COMPANY OF THE WEST SMALL CAP

FEDERAL SCHEDULE OF GAINS AND LOSSES
 ACCOUNT TRANSACTIONS TAXABLE DURING THE PERIOD
 01-01-02 THROUGH 12-31-02

28% RATE
 GAIN/LOSS

DESCRIPTION OF PROPERTY	DATE SOLD/ ACQUIRED	SALES PROCEEDS	COST BASIS	GAIN/LOSS	28% RATE GAIN/LOSS
SHARES: 400.00 SOLD 01-23-02 ACQUIRED 02-09-99 TRANSWITCH CORP COMMON STOCK	01-23-02 02-09-99	1,617.49	3,288.89	1,671.40-	0.00
SHARES: 1,000.00 SOLD 01-24-02 ACQUIRED 02-09-99 TRANSWITCH CORP COMMON STOCK	01-24-02 02-09-99	4,061.73	8,222.22	4,160.49-	0.00
SHARES: 4,900.00 SOLD 01-25-02 ACQUIRED 11-18-99 IMCLONE SYS INC COM	01-25-02 11-18-99	76,863.67	7,897.46	68,966.21	0.00
SHARES: 800.00 SOLD 01-25-02 ACQUIRED 02-09-99 TRANSWITCH CORP COMMON STOCK	01-25-02 02-09-99	3,214.59	6,577.78	3,363.19-	0.00
SHARES: 1,000.00 SOLD 01-28-02 ACQUIRED 11-18-99 IMCLONE SYS INC COM	01-28-02 11-18-99	17,346.03	1,611.73	15,734.30	0.00
SHARES: 400.00 SOLD 01-28-02 ACQUIRED 08-08-00 ACTIVE PWR INC COM	01-28-02 08-08-00	2,096.64	19,743.44	17,646.80-	0.00
TRANSWITCH CORP COMMON STOCK					

The Northern Trust Company
 50 South LaSalle Street, Chicago, Illinois 60675
 (312) 630-6000

05015 ACCOUNT NO 26-01679
 SS870 AAB

THE LYNDE AND HARRY BRADLEY FOUNDATION
 TRUST COMPANY OF THE WEST SMALL CAP

FEDERAL SCHEDULE OF GAINS AND LOSSES
 ACCOUNT TRANSACTIONS TAXABLE DURING THE PERIOD
 01-01-02 THROUGH 12-31-02

28% RATE
 GAIN/LOSS

DESCRIPTION OF PROPERTY	DATE SOLD/ ACQUIRED	SALES PROCEEDS	COST BASIS	GAIN/LOSS	28% RATE GAIN/LOSS
IMCLONE SYS INC COM SHARES: 1,100.00	SOLD 01-28-02 ACQUIRED 02-09-99	4,522 47	9,044.45	4,521.98-	0.00
TRANSMITCH CORP COMMON STOCK SHARES: 500.00	SOLD 01-29-02 ACQUIRED 11-18-99	9,171 71	805 86	8,365.85	0.00
IMCLONE SYS INC COM SHARES: 400.00	SOLD 01-29-02 ACQUIRED 02-09-99	1,640 81	3,288 89	1,648 08-	0.00
IMCLONE SYS INC COM SHARES: 1,200.00	SOLD 01-30-02 ACQUIRED 11-18-99	22,754 53	1,934.07	20,820.46	0.00
ACTIVE PWR INC COM SHARES: 100.00	SOLD 01-30-02 ACQUIRED 08-08-00	490.55	4,935.86	4,445.31-	0.00
IMCLONE SYS INC COM SHARES: 600.00	SOLD 01-31-02 ACQUIRED 11-18-99	12,163 61	967.03	11,196.58	0.00
ACTIVE PWR INC COM					

FEDERAL SCHEDULE OF GAINS AND LOSSES
 ACCOUNT TRANSACTIONS TAXABLE DURING THE PERIOD
 01-01-02 THROUGH 12-31-02

DESCRIPTION OF PROPERTY	DATE SOLD/ ACQUIRED	SALES PROCEEDS	COST BASIS	GAIN/LOSS	28% RATE GAIN/LOSS
SHARES: ACTIVE PWR INC COM	01-31-02 SOLD 08-08-00 ACQUIRED	1,381.38	14,807.58	13,426.20-	0.00
SHARES: ACTIVE PWR INC COM	02-01-02 SOLD 08-08-00 ACQUIRED	4,326.59	44,422.74	40,096.15-	0.00
SHARES: MICROHOUSE INC COM	02-01-02 SOLD 08-08-00 ACQUIRED	480.73	4,536.00	4,055.27-	0.00
SHARES: MICROHOUSE INC COM	02-01-02 SOLD 10-06-98 ACQUIRED	21,967.27	6,015.65	15,951.62	0.00
SHARES: MICROHOUSE INC COM	02-01-02 SOLD 10-06-98 ACQUIRED	2,241.48	601.57	1,639.91	0.00
SHARES: ACTIVE PWR INC COM	02-04-02 SOLD 08-08-00 ACQUIRED	2,570.48	27,216.00	24,645.52-	0.00
SHARES: IMCLONE SYS INC COM	02-04-02 SOLD 11-18-99 ACQUIRED	20,096.23	19,296.00	800.23	0.00
SHARES: MICROHOUSE INC COM					

The Northern Trust Company
 50 South LaSalle Street, Chicago, Illinois 60675
 (312) 630-6000

03015 ACCOUNT NO. 26-01679
 AAB
 SS870

THE LYNDE AND HARRY BRADLEY FOUNDATION
 TRUST COMPANY OF THE WEST SMALL CAP

FEDERAL SCHEDULE OF GAINS AND LOSSES
 ACCOUNT TRANSACTIONS TAXABLE DURING THE PERIOD
 01-01-02 THROUGH 12-31-02

PAGE 70

DATE SOLD/ ACQUIRED SALES PROCEEDS COST BASIS GAIN/LOSS 28% RATE GAIN/LOSS

DESCRIPTION OF PROPERTY	DATE SOLD/ ACQUIRED	SALES PROCEEDS	COST BASIS	GAIN/LOSS	28% RATE GAIN/LOSS
MICROMUSE INC COM	02-04-02 SOLD	8,008 03	2,406.26	5,601.77	0.00
ACTIVE PWR INC COM	10-06-98 ACQUIRED				
MICROMUSE INC COM	02-04-02 SOLD	29,580.15	9,023.47	20,556.68	0.00
ACTIVE PWR INC COM	10-06-98 ACQUIRED				
MICROMUSE INC COM	02-05-02 SOLD	2,523.98	27,216.00	24,692.02-	0.00
ACTIVE PWR INC COM	08-08-00 ACQUIRED				
MICROMUSE INC COM	02-05-02 SOLD	16,891.30	5,414 09	11,477 21	0 00
ACTIVE PWR INC COM	10-06-98 ACQUIRED				
MICROMUSE INC COM	02-06-02 SOLD	856.80	9,072.00	8,215 20-	0.00
ACTIVE PWR INC COM	08-08-00 ACQUIRED				
MICROMUSE INC COM	02-06-02 SOLD	7,279 89	2,406.26	4,873.63	0.00
ACTIVE PWR INC COM	10-06-98 ACQUIRED				

1314

The Northern Trust Company
 50 South LaSalle Street, Chicago, Illinois 60675
 (312) 630-6000

03015 ACCOUNT NO. 26-01679

THE LYNDE AND HARRY BRADLEY FOUNDATION
 TRUST COMPANY OF THE WEST SMALL CAP

FEDERAL SCHEDULE OF GAINS AND LOSSES
 ACCOUNT TRANSACTIONS TAXABLE DURING THE PERIOD
 01-01-02 THROUGH 12-31-02

DATE SOLD/ ACQUIRED	SALES PROCEEDS	COST BASIS	GAIN/LOSS	28% RATE GAIN/LOSS	DESCRIPTION OF PROPERTY
02-07-02 ACQUIRED	860.86	9,072.00	8,211.14-	0.00	SHARES: 200.00 DIGEX INC DEL CL A COMMON STOCK
02-07-02 SOLD	683.53	39,826.95	39,143.62-	0.00	SHARES: 500.00 MICROMUSE INC COM
02-07-02 SOLD	4,562.43	1,503.91	3,058.52	0.00	SHARES: 500.00 ACTIVE PWR INC COM
02-08-02 SOLD	1,763.05	18,144.00	16,380.95-	0.00	SHARES: 400.00 DIGEX INC DEL CL A COMMON STOCK
02-08-02 SOLD	271.98	4,822.50	4,550.52-	0.00	SHARES: 200.00 MICROMUSE INC COM
02-08-02 SOLD	679.93	13,118.75	12,438.82-	0.00	SHARES: 500.00 ACTIVE PWR INC COM
02-08-02 SOLD	407.96	8,274.99	7,867.03-	0.00	SHARES: 300.00 DIGEX INC DEL CL A COMMON STOCK

The Northern Trust Company
 50 South LaSalle Street, Chicago, Illinois 60675
 (312) 630-6000

03015 ACCOUNT NO. 26-01679
 AAB

THE LYNDE AND HARRY BRADLEY FOUNDATION
 TRUST COMPANY OF THE WEST SMALL CAP

FEDERAL SCHEDULE OF GAINS AND LOSSES
 ACCOUNT TRANSACTIONS TAXABLE DURING THE PERIOD
 01-01-02 THROUGH 12-31-02

PAGE 72

28% RATE
 GAIN/LOSS

1316

DATE SOLD/ ACQUIRED	SALES PROCEEDS	COST BASIS	GAIN/LOSS	28% RATE GAIN/LOSS	DESCRIPTION OF PROPERTY
02-08-02 SOLD 08-20-99 ACQUIRED	135 99	2,889.88	2,753 89-	0 00	SHARES: 100.00 DIGEX INC DEL CL A COMMON STOCK
02-08-02 SOLD 04-04-00 ACQUIRED	679.94	39,826.95	39,147.01-	0.00	SHARES: 500 00 DIGEX INC DEL CL A COMMON STOCK
02-08-02 SOLD 08-16-99 ACQUIRED	140 99	2,411.25	2,270 26-	0 00	SHARES: 100.00 DIGEX INC DEL CL A COMMON STOCK
02-08-02 SOLD 07-30-99 ACQUIRED	4,586.92	72,771.93	68,185 01-	0.00	SHARES: 3,300.00 ACTIVE PWR INC COM
02-08-02 SOLD 08-03-99 ACQUIRED	972.99	13,849.64	12,876.65-	0.00	SHARES: 700.00 ACTIVE PWR INC COM
02-08-02 SOLD 08-09-99 ACQUIRED	833.98	12,153.90	11,319 92-	0 00	SHARES: 600.00 ACTIVE PWR INC COM
02-08-02 SOLD 08-16-99 ACQUIRED	278 00	4,822 50	4,544 50-	0 00	SHARES: 200.00 ACTIVE PWR INC COM
02-11-02 SOLD 08-08-00 ACQUIRED	1,286.35	13,608.00	12,321.65-	0.00	SHARES: 300 00 DIGEX INC DEL CL A COMMON STOCK

The Northern Trust Company
 50 South LaSalle Street, Chicago, Illinois 60675
 (312) 630-6000

THE LYNDE AND HARRY BRADLEY FOUNDATION
 TRUST COMPANY OF THE WEST SMALL CAP

03015 ACCOUNT NO 26-01679
 AAB SS870

FEDERAL SCHEDULE OF GAINS AND LOSSES
 ACCOUNT TRANSACTIONS TAXABLE DURING THE PERIOD
 01-01-02 THROUGH 12-31-02

PAGE 73

28% RATE
 GAIN/LOSS

DATE SOLD/ ACQUIRED	SALES PROCEEDS	COST BASIS	GAIN/LOSS	28% RATE GAIN/LOSS	DESCRIPTION OF PROPERTY
02-11-02 SOLD 08-03-99 ACQUIRED	132.99	1,978.52	1,845.53-	0.00	SHARES; DIGEX INC DEL CL A COMMON STOCK
02-11-02 SOLD 08-03-99 ACQUIRED	999.98	15,828.16	14,828.18-	0.00	SHARES; DIGEX INC DEL CL A COMMON STOCK
02-11-02 SOLD 08-06-99 ACQUIRED	499.99	7,851.12	7,351.13-	0.00	SHARES; *REORG/HNC SOFTWARE STK MERGER TO FAIR ISAAC & CO INC SEC #2313550 EFF 8/5/02
02-11-02 SOLD 06-03-99 ACQUIRED	1,597.15	603.90	993.25	0.00	SHARES; *REORG/HNC SOFTWARE STK MERGER TO FAIR ISAAC & CO INC SEC #2313550 EFF 8/5/02
02-11-02 SOLD 03-25-99 ACQUIRED	26,780.03	9,766.45	17,013.58	0.00	SHARES; *REORG/HNC SOFTWARE STK MERGER TO FAIR ISAAC & CO INC SEC #2313550 EFF 8/5/02
02-11-02 SOLD 06-03-99 ACQUIRED	1,575.30	603.90	971.40	0.00	SHARES; ACTIVE PMR INC COM
02-12-02 SOLD 08-08-00 ACQUIRED	1,310.98	13,608.00	12,297.02-	0.00	SHARES; DIGEX INC DEL CL A COMMON STOCK

13/7

The Northern Trust Company
 50 South LaSalle Street, Chicago, Illinois 60675
 (312) 630-6000

03015 ACCOUNT NO 26-01679
 S870 AAB

THE LYNDE AND HARRY BRADLEY FOUNDATION
 TRUST COMPANY OF THE WEST SMALL CAP

FEDERAL SCHEDULE OF GAINS AND LOSSES
 ACCOUNT TRANSACTIONS TAXABLE DURING THE PERIOD
 01-01-02 THROUGH 12-31-02

DESCRIPTION OF PROPERTY
 DATE SOLD/
 SALES PROCEEDS
 COST BASIS
 GAIN/LOSS
 28% RATE
 GAIN/LOSS

SHARES:	1,500.00	25,623.30	23,942.28-	0.00	0.00
SOLD	02-12-02	1,681.02			
ACQUIRED	08-05-99				
SHARES:	300.00	5,888.34	5,552.14-	0.00	0.00
SOLD	02-12-02	336.20			
ACQUIRED	08-06-99				
#REORG/HNC SOFTWARE STK MERGER TO FAIR ISAAC & CO INC SEC #2313550 EFF 8/5/02					
SHARES:	500.00	7,580.53	4,708.05	0.00	0.00
SOLD	02-12-02				
ACQUIRED	03-25-99				
SHARES:	400.00	6,064.43	2,297.98	0.00	0.00
SOLD	02-12-02				
ACQUIRED	03-25-99				
MICROMUSE INC COM					
SHARES:	600.00	5,845.77	1,804.70	0.00	0.00
SOLD	02-12-02				
ACQUIRED	10-06-98				
ACTIVE PWR INC COM					
SHARES:	300.00	1,292.98	13,608.00	12,315.02-	0.00
SOLD	02-13-02				
ACQUIRED	08-08-00				
DIGEX INC DEL CL A COMMON STOCK					
SHARES:	200.00	220.00	3,400.00	3,180.00-	0.00
SOLD	02-13-02				
ACQUIRED	07-29-99				

The Northern Trust Company
 50 South LaSalle Street, Chicago, Illinois 60675
 (312) 630-6000

03015 ACCOUNT NO 26-01679 THE LYNDE AND HARRY BRADLEY FOUNDATION
 SS870 AAB TRUST COMPANY OF THE WEST SMALL CAP

FEDERAL SCHEDULE OF GAINS AND LOSSES
 ACCOUNT TRANSACTIONS TAXABLE DURING THE PERIOD
 01-01-02 THROUGH 12-31-02

PAGE 75

28% RATE
 GAIN/LOSS

0.00

4,794 67-

5,124.66

329.99

SHARES: 300.00 SOLD 02-13-02 ACQUIRED 08-05-99

DIGEX INC DEL CL A COMMON STOCK

0.00

23,552.98-

23,896 17

343.19

SHARES: 300.00 SOLD 02-13-02 ACQUIRED 04-04-00

#REORG/HNC SOFTWARE STK MERGER TO FAIR
 ISAAC & CO INC SEC #2513550 EFF 8/5/02

0.00

2,907 42

1,531.01

4,438.43

SHARES: 300.00 SOLD 02-13-02 ACQUIRED 03-19-99

#REORG/HNC SOFTWARE STK MERGER TO FAIR
 ISAAC & CO INC SEC #2513550 EFF 8/5/02

0.00

904.98

574.50

1,479 48

SHARES: 100.00 SOLD 02-13-02 ACQUIRED 03-25-99

0.00

5,795 11

3,062 01

8,857.12

SHARES: 600.00 SOLD 02-13-02 ACQUIRED 03-19-99

MICROMUSE INC COM

0.00

3,402.76

1,503 91

4,906.67

SHARES: 500.00 SOLD 02-13-02 ACQUIRED 10-06-98

ACTIVE PWR INC COM

1319

The Northern Trust Company
 50 South LaSalle Street, Chicago, Illinois 60675
 (312) 630-6000

03015 ACCOUNT NO. 26-01679 THE LYNDE AND HARRY BRADLEY FOUNDATION
 SS870 AAB TRUST COMPANY OF THE WEST SMALL CAP

FEDERAL SCHEDULE OF GAINS AND LOSSES
 ACCOUNT TRANSACTIONS TAXABLE DURING THE PERIOD
 01-01-02 THROUGH 12-31-02

28% RATE GAIN/LOSS

DESCRIPTION OF PROPERTY

SHARES: 300.00 SOLD 02-14-02 ACQUIRED 08-08-00

#REORG/HNC SOFTWARE STK MERGER TO FAIR
 ISAAC & CO INC SEC #2313550 EFF 8/5/02

SHARES: 100.00 SOLD 02-14-02 ACQUIRED 03-19-99

#REORG/HNC SOFTWARE STK MERGER TO FAIR
 ISAAC & CO INC SEC #2313550 EFF 8/5/02

SHARES: 100.00 SOLD 02-14-02 ACQUIRED 03-19-99

ACTIVE PWR INC COM

SHARES: 300.00 SOLD 02-15-02 ACQUIRED 08-08-00

#REORG/HNC SOFTWARE STK MERGER TO FAIR
 ISAAC & CO INC SEC #2313550 EFF 8/5/02

SHARES: 500.00 SOLD 02-15-02 ACQUIRED 03-19-99

ACTIVE PWR INC COM

SHARES: 100.00 SOLD 02-19-02 ACQUIRED 08-08-00

#REORG/HNC SOFTWARE STK MERGER TO FAIR
 ISAAC & CO INC SEC #2313550 EFF 8/5/02

SHARES: 100.00 SOLD 02-19-02 ACQUIRED 08-08-00

ACTIVE PWR INC COM

SHARES: 100.00 SOLD 02-19-02 ACQUIRED 08-08-00

#REORG/HNC SOFTWARE STK MERGER TO FAIR
 ISAAC & CO INC SEC #2313550 EFF 8/5/02

SHARES: 100.00 SOLD 02-19-02 ACQUIRED 08-08-00

ACTIVE PWR INC COM

SHARES: 100.00 SOLD 02-19-02 ACQUIRED 08-08-00

1320

The Northern Trust Company
 50 South LaSalle Street, Chicago, Illinois 60675
 (312) 630-6000

03015 ACCOUNT NO. 26-01679

THE LYNDE AND HARRY BRADLEY FOUNDATION
 TRUST COMPANY OF THE WEST SMALL CAP

FEDERAL SCHEDULE OF GAINS AND LOSSES
 ACCOUNT TRANSACTIONS TAXABLE DURING THE PERIOD
 01-01-02 THROUGH 12-31-02

PAGE 78

DESCRIPTION OF PROPERTY	DATE SOLD/ ACQUIRED	SALES PROCEEDS	COST BASIS	GAIN/LOSS	28% RATE GAIN/LOSS
SHARES	SOLD 02-21-02 ACQUIRED 03-19-99	5,463 63	2,041 34	3,422.29	0 00
SHARES	SOLD 02-21-02	4,097.73	1,505 10	2,592 63	0 00
*REORG/HNC SOFTWARE STK MERGER TO FAIR ISAAC & CO INC SEC #2313550 EFF 8/5/02					
SHARES	SOLD 02-21-02 ACQUIRED 03-19-99	1,371 34	510.34	861 00	0 00
READ-RITE CORP COM					
SHARES	SOLD 02-21-02 ACQUIRED 09-25-00	8,810.87	34,642.74	25,831.87-	0 00
SHARES	SOLD 02-21-02 ACQUIRED 09-28-00	4,271.93	19,319.52	15,047.59-	0 00
ACTIVE PMR INC COM					
SHARES	SOLD 02-22-02 ACQUIRED 08-07-00	2,402 29	11,900 00	9,497.71-	0 00
SHARES	SOLD 02-22-02 ACQUIRED 08-08-00	3,431.85	45,360 00	41,928.15-	0 00
SHARES	SOLD 02-22-02 ACQUIRED 02-05-01	12,697.84	72,193.29	59,495 45-	0 00

1322

The Northern Trust Company
 50 South LaSalle Street, Chicago, Illinois 60675
 (312) 630-6000

03015 ACCOUNT NO. 26-01679

THE LYNDE AND HARRY BRADLEY FOUNDATION
 TRUST COMPANY OF THE WEST SMALL CAP

FEDERAL SCHEDULE OF GAINS AND LOSSES
 ACCOUNT TRANSACTIONS TAXABLE DURING THE PERIOD
 01-01-02 THROUGH 12-31-02

PAGE 79

DESCRIPTION OF PROPERTY	DATE SOLD/ ACQUIRED	SALES PROCEEDS	COST BASIS	GAIN/LOSS	28% RATE GAIN/LOSS
SHARES: 3,600.00	02-22-02 SOLD 02-06-01 ACQUIRED	12,354 65	80,228.16	67,873 51-	0.00
SHARES: 1,900 00	02-22-02 SOLD 02-07-01 ACQUIRED	6,520.51	42,631 25	36,110 74-	0 00
#REORG/HNC SOFTWARE STK MERGER TO FAIR ISAAC & CO INC SEC #2313550 EFF 8/5/02	02-22-02 SOLD 02-22-02 SOLD	1,365.17	501.70	863.47	0 00
SHARES: 100.00	02-22-02 SOLD 03-24-99 ACQUIRED	1,369.97	501.70	868.27	0.00
READ-RITE CORP COM	02-22-02 SOLD 09-25-00 ACQUIRED	270 59	1,049.78	779.19-	0.00
SHARES: 100.00	02-22-02 SOLD 02-22-02 SOLD	21,196.68	41,600.02	20,403.34-	0.00
ARGENIX INC COM	03-04-02 SOLD 01-09-01 ACQUIRED	7,707.88	15,221.44	7,513.56-	0.00
SHARES: 400 00	03-04-02 SOLD 01-10-01 ACQUIRED				

1323

The Northern Trust Company
 50 South LaSalle Street, Chicago, Illinois 60675
 (312) 630-6000

THE LYNDE AND HARRY BRADLEY FOUNDATION
 TRUST COMPANY OF THE WEST SMALL CAP

03015 ACCOUNT NO 26-01679
 AAB SS870

FEDERAL SCHEDULE OF GAINS AND LOSSES
 ACCOUNT TRANSACTIONS TAXABLE DURING THE PERIOD
 01-01-02 THROUGH 12-31-02

DATE SOLD/ ACQUIRED	SALES PROCEEDS	COST BASIS	GAIN/LOSS	28% RATE GAIN/LOSS	DESCRIPTION OF PROPERTY
03-04-02 SOLD	5,780.92	11,799.99	6,019.07-	0 00	SHARES; 300.00
03-04-02 ACQUIRED					SHARES; 300.00
03-04-02 SOLD	23,123.65	47,097.00	23,973.35-	0 00	SHARES; 1,200.00
03-04-02 ACQUIRED					SHARES; 1,200.00
03-04-02 SOLD	1,926.97	3,937.50	2,010.53-	0 00	SHARES; 100.00
03-04-02 ACQUIRED					SHARES; 100.00
AGILE SOFTWARE CORP DEL COM					
03-04-02 SOLD	14,645.78	12,600.00	2,045.78	0.00	SHARES; 1,200.00
03-04-02 ACQUIRED					SHARES; 1,200.00
03-04-02 SOLD	43,937.34	79,684.20	35,746.86-	0.00	SHARES; 3,600.00
03-04-02 ACQUIRED					SHARES; 3,600.00
03-04-02 SOLD	7,322.89	11,791.29	4,468.40-	0 00	SHARES; 600.00
03-04-02 ACQUIRED					SHARES; 600.00
03-04-02 SOLD	17,086.74	61,138.00	44,051.26-	0.00	SHARES; 1,400.00
03-04-02 ACQUIRED					SHARES; 1,400.00
ANDRX GROUP COM					
03-04-02 SOLD	126,748.10	62,685.70	64,062.40	0.00	SHARES; 3,000.00
03-04-02 ACQUIRED					SHARES; 3,000.00
03-04-02 SOLD	85,343.71	43,162.02	42,181.69	0.00	SHARES; 2,020.00
03-04-02 ACQUIRED					SHARES; 2,020.00

1324

The Northern Trust Company
 50 South LaSalle Street, Chicago, Illinois 60675
 (312) 630-6000

THE LYNDE AND HARRY BRADLEY FOUNDATION
 TRUST COMPANY OF THE WEST SMALL CAP

03015 ACCOUNT NO. 26-01679
 AAB

SS870

FEDERAL SCHEDULE OF GAINS AND LOSSES
 ACCOUNT TRANSACTIONS TAXABLE DURING THE PERIOD
 01-01-02 THROUGH 12-31-02

PAGE 81

28% RATE
 GAIN/LOSS

DATE SOLD/ ACQUIRED	SALES PROCEEDS	COST BASIS	GAIN/LOSS	28% RATE GAIN/LOSS	DESCRIPTION OF PROPERTY
03-04-02 SOLD 10-06-99 ACQUIRED	24,504 64	12,393.06	12,111.58	0.00	SHARES: 580 00
03-04-02 SOLD 10-07-99 ACQUIRED	67,598.98	37,649.76	29,949.22	0.00	SHARES: 1,600.00
03-04-02 SOLD 03-29-00 ACQUIRED	101,398.48	140,875.60	39,477.12-	0.00	SHARES: 2,400 00
03-04-02 SOLD 12-27-00 ACQUIRED	4,067.94	6,732.50	2,664.56-	0.00	SHARES: 100 00
03-04-02 SOLD 01-02-01 ACQUIRED	20,339.69	35,173.30	12,833.61-	0 00	SHARES: 500.00
03-04-02 SOLD 02-07-01 ACQUIRED	10,059.84	15,258.40	5,198.56-	0 00	SHARES: 500 00
03-04-02 SOLD 09-10-99 ACQUIRED	22,718 20	56,935 50	34,217 30-	0 00	SHARES: 1,500.00
					CORPORATE EXECUTIVE BRD CO COMMON STOCK
					CHECKFREE CORP NEW COM
					CALIFORNIA PIZZA KITCHEN INC COM ISIN US13054D1090
					CV THERAPEUTICS INC COM

1325

The Northern Trust Company
 50 South LaSalle Street, Chicago, Illinois 60675
 (312) 630-6000

03015 ACCOUNT NO. 26-01679
 AAB SS870

THE LYNDE AND HARRY BRADLEY FOUNDATION
 TRUST COMPANY OF THE WEST SMALL CAP

FEDERAL SCHEDULE OF GAINS AND LOSSES
 ACCOUNT TRANSACTIONS TAXABLE DURING THE PERIOD
 01-01-02 THROUGH 12-31-02

DATE SOLD/
 ACQUIRED

DESCRIPTION OF PROPERTY

28% RATE
 GAIN/LOSS

DATE SOLD/ ACQUIRED	SALES PROCEEDS	COST BASIS	GAIN/LOSS	28% RATE GAIN/LOSS
03-04-02 SOLD 03-03-99 ACQUIRED	13,187.20	5,035.94	8,151.26	0.00
03-04-02 SOLD 03-04-02 SOLD	26,379.40	10,071.88	16,302.52	0.00
03-04-02 SOLD 03-04-02 SOLD	19,780.81	7,537.50	12,243.31	0.00
03-04-02 SOLD 03-05-99 ACQUIRED	32,968.00	12,563.00	20,405.00	0.00
03-04-02 SOLD 03-09-99 ACQUIRED	6,593.60	2,541.41	4,052.19	0.00
03-04-02 SOLD 03-09-99 ACQUIRED	26,379.40	10,165.64	16,208.76	0.00
COX RADIO INC CL A				
03-04-02 SOLD 06-29-99 ACQUIRED	181,390.48	130,122.00	51,268.48	0.00
03-04-02 SOLD 06-30-99 ACQUIRED	37,789.68	27,279.00	10,515.68	0.00
03-04-02 SOLD 07-07-99 ACQUIRED	22,673.81	16,257.36	6,416.45	0.00

9221

The Northern Trust Company
 50 South LaSalle Street, Chicago, Illinois 60675
 (312) 630-6000

03015 ACCOUNT NO. 26-01679
 AAB

THE LYNDE AND HARRY BRADLEY FOUNDATION
 TRUST COMPANY OF THE WEST SMALL CAP

FEDERAL SCHEDULE OF GAINS AND LOSSES
 ACCOUNT TRANSACTIONS TAXABLE DURING THE PERIOD
 01-01-02 THROUGH 12-31-02

PAGE 83

28% RATE
 GAIN/LOSS

0.00

GAIN/LOSS
 4,251 41

COST
 BASIS
 10,864.46

SALES
 PROCEEDS
 15,115 87

DATE SOLD/
 ACQUIRED

SHARES, 600.00

SOLD 03-04-02

ACQUIRED 07-08-99

0.00

29,791.11

76,020 00

105,811 11

SOLD 03-04-02

SHARES, 4,200 00

0.00

3,960.04

41,387.58

45,347 62

SOLD 03-04-02

SHARES, 1,800.00

#REORG/DOCENT INC REV SPLIT TO DOCENT INC
 ON NEW SEC#2279845 EFF 10/25/02

ACQUIRED 12-06-00

SHARES, 2,900 00

0.00

42,672 72-

48,531.50

5,858 78

SOLD 03-04-02

SHARES, 1,400 00

Ebay INC COM

ACQUIRED 09-29-00

0.00

74,852 57

7,000.00

81,852.57

SOLD 03-04-02

SHARES, 4,400.00

ACQUIRED 10-13-98

0 00

235,090 49

22,160 45

257,250.94

SOLD 03-04-02

SHARES, 1,800 00

ACQUIRED 10-14-98

#REORG ELANTEC SEMICONDUCTOR CASH & STK
 MERGER TO INTERSIL CORP 46069S109 EFF
 5/14/02

0.00

13,503 10

55,285 38

68,788.48

SOLD 03-04-02

SHARES, 1,800 00

ACQUIRED 01-03-01

1327

The Northern Trust Company
 50 South LaSalle Street, Chicago, Illinois 60675
 (312) 630-6000

03015 ACCOUNT NO 26-01679
 AAB

THE LYNDE AND HARRY BRADLEY FOUNDATION
 TRUST COMPANY OF THE WEST SMALL CAP

FEDERAL SCHEDULE OF GAINS AND LOSSES
 ACCOUNT TRANSACTIONS TAXABLE DURING THE PERIOD
 01-01-02 THROUGH 12-31-02

28% RATE	GAIN/LOSS	COST BASIS	SALES PROCEEDS	DATE SOLD/ ACQUIRED	DESCRIPTION OF PROPERTY	28% RATE	GAIN/LOSS
0.00	3,164.66	19,764.84	22,929.50	03-04-02 SOLD 01-04-01 ACQUIRED	SHARES: 600.00	0.00	3,164.66
0.00	10,525.72	58,262.76	68,788.48	03-04-02 SOLD 01-05-01 ACQUIRED	SHARES: 1,800.00	0.00	10,525.72
0.00	3,227.57	12,058.76	15,286.33	03-04-02 SOLD 01-08-01 ACQUIRED	SHARES: 400.00	0.00	3,227.57
0.00	2,421.73	12,864.60	15,286.33	03-04-02 SOLD 01-09-01 ACQUIRED	SHARES: 400.00	0.00	2,421.73
ENTERCOM COMMUNICATIONS CORP CL A							
0.00	5,118.62	57,051.00	62,169.62	03-04-02 SOLD 10-27-99 ACQUIRED	SHARES: 1,200.00	0.00	5,118.62
0.00	3,686.23	68,845.00	72,531.23	03-04-02 SOLD 11-01-99 ACQUIRED	SHARES: 1,400.00	0.00	3,686.23
EXAR CORP COM							
0.00	6,192.20	19,200.00	13,007.80	03-04-02 SOLD 04-25-00 ACQUIRED	SHARES: 600.00	0.00	6,192.20
0.00	12,453.78	29,797.52	17,343.74	03-04-02 SOLD 04-26-00 ACQUIRED	SHARES: 800.00	0.00	12,453.78
0.00	3,192.81	7,528.75	4,335.94	03-04-02 SOLD 04-27-00 ACQUIRED	SHARES: 200.00	0.00	3,192.81

8721

The Northern Trust Company
 50 South LaSalle Street, Chicago, Illinois 60675
 (312) 630-6000

03015 ACCOUNT NO. 26-01679

THE LYNDE AND HARRY BRADLEY FOUNDATION
 TRUST COMPANY OF THE WEST SMALL CAP

FEDERAL SCHEDULE OF GAINS AND LOSSES
 ACCOUNT TRANSACTIONS TAXABLE DURING THE PERIOD
 01-01-02 THROUGH 12-31-02

PAGE 85

DESCRIPTION OF PROPERTY	DATE SOLD/ ACQUIRED	SALES PROCEEDS	COST BASIS	GAIN/LOSS	28% RATE GAIN/LOSS
SHARES; 200 00	SOLD 03-04-02 ACQUIRED 04-28-00	4,335 93	7,990 63	3,654 70-	0.00
SHARES; 2,400.00	SOLD 03-04-02 ACQUIRED 05-02-00	52,031.22	99,238 08	47,206 86-	0.00
SHARES; 3,200.00	SOLD 03-04-02 ACQUIRED 05-03-00	69,374 96	129,060.80	59,685.84-	0 00
SHARES; 600.00	SOLD 03-04-02 ACQUIRED 05-05-00	13,007 80	25,261.17	12,253.37-	0.00
SHARES; 2,800.00	SOLD 03-04-02 ACQUIRED 02-07-01	60,703.09	72,731.96	12,028 87-	0.00
SHARES; 1,600 00	SOLD 03-04-02 ACQUIRED 02-08-01	34,687.47	45,358 88	10,671.41-	0.00
SHARES; 1,100 00	SOLD 03-04-02 ACQUIRED 02-09-01	23,847.65	30,528 41	6,680.76-	0.00
SHARES; 1,600.00	SOLD 03-04-02 ACQUIRED 02-12-01	34,687.47	44,383 36	9,695 89-	0.00
SHARES; 1,400.00	SOLD 03-04-02 ACQUIRED 06-20-95	22,273.24	2,050.16	20,223 08	0.00
#REORG/HNC SOFTWARE STK MERGER TO FAIR ISAAC & CO INC SEC #2313550 EFF 8/5/02					

1329

The Northern Trust Company
 50 South LaSalle Street, Chicago, Illinois 60675
 (312) 630-6000

03015 ACCOUNT NO. 26-01679
 AAB

THE LYNDE AND HARRY BRADLEY FOUNDATION
 TRUST COMPANY OF THE WEST SMALL CAP

FEDERAL SCHEDULE OF GAINS AND LOSSES
 ACCOUNT TRANSACTIONS TAXABLE DURING THE PERIOD
 01-01-02 THROUGH 12-31-02

PAGE 86

28% RATE
 GAIN/LOSS

DATE SOLD/ ACQUIRED	SALES PROCEEDS	COST BASIS	GAIN/LOSS	28% RATE GAIN/LOSS	DESCRIPTION OF PROPERTY
03-04-02 SOLD	15,909 46	2,353 50	13,555 96	0 00	SHARES: 1,000 00
07-05-95 ACQUIRED					SHARES: 1,000 00
03-04-02 SOLD	63,637.84	9,282.62	54,355.22	0.00	SHARES: 4,000.00
07-05-95 ACQUIRED					SHARES: 4,000.00
03-04-02 SOLD	11,136.62	3,510.86	7,625.76	0.00	SHARES: 700 00
03-22-99 ACQUIRED					SHARES: 700 00
03-04-02 SOLD	4,772.84	1,496.64	3,276.20	0.00	SHARES: 300.00
03-23-99 ACQUIRED					SHARES: 300.00
03-04-02 SOLD	1,590 95	501 70	1,089 25	0.00	SHARES: 100.00
03-24-99 ACQUIRED					SHARES: 100.00
INFORMATICA CORP COM					
03-04-02 SOLD	3,881 94	1,600 00	2,281.94	0.00	SHARES 400 00
04-28-99 ACQUIRED					SHARES 400 00
03-04-02 SOLD	11,645.83	4,800 00	6,845 83	0.00	SHARES: 1,200 00
04-28-99 ACQUIRED					SHARES: 1,200 00
03-04-02 SOLD	104,812.42	72,416.57	32,395 85	0.00	SHARES: 10,800.00
04-29-99 ACQUIRED					SHARES: 10,800.00
03-04-02 SOLD	31,055.53	21,397.04	9,658 49	0 00	SHARES: 3,200.00
05-03-99 ACQUIRED					SHARES: 3,200.00
INTERMOVEN INC COM ISIN # US611411025					

1336

The Northern Trust Company
 50 South LaSalle Street, Chicago, Illinois 60675
 (312) 630-6000

03015 ACCOUNT NO 26-01679
 AAB

THE LYNDE AND HARRY BRADLEY FOUNDATION
 TRUST COMPANY OF THE WEST SMALL CAP

FEDERAL SCHEDULE OF GAINS AND LOSSES
 ACCOUNT TRANSACTIONS TAXABLE DURING THE PERIOD
 01-01-02 THROUGH 12-31-02

PAGE 87

DESCRIPTION OF PROPERTY	DATE SOLD/ ACQUIRED	SALES PROCEEDS	COST BASIS	GAIN/LOSS	28% RATE GAIN/LOSS
LEXICON GENETICS INC COMMON STOCK					
SHARES: 13,600.00	SOLD 03-04-02 ACQUIRED 10-08-99	104,064.27	148,695.94	44,631.67-	0 00
SHARES: 14,000.00	SOLD 03-04-02 ACQUIRED 10-08-99	107,124.99	153,265.00	46,140.01-	0 00
SHARES: 2,600.00	SOLD 03-04-02 ACQUIRED 10-12-99	19,894.64	33,837.89	13,943.25-	0.00
MACROVISION CORP COM					
SHARES: 100.00	SOLD 03-04-02 ACQUIRED 06-27-00	832.32	2,652.83	1,820.51-	0.00
SHARES: 200.00	SOLD 03-04-02 ACQUIRED 06-28-00	1,664.63	6,025.00	4,360.37-	0 00
MANUSTATISTICS GROUP INC COM					
SHARES: 11,800.00	SOLD 03-04-02 ACQUIRED 06-29-99	296,442.23	218,195.57	78,246.66	0.00
SHARES: 1,000.00	SOLD 03-04-02 ACQUIRED 01-13-00	25,122.22	37,156.25	12,034.03-	0 00
SHARES: 1,200.00	SOLD 03-04-02 ACQUIRED 01-19-00	30,146.67	56,221.86	26,075.19-	0.00
SHARES: 2,300.00	SOLD 03-04-02 ACQUIRED 01-25-00	57,781.11	122,906.25	65,125.14-	0 00

The Northern Trust Company
 50 South LaSalle Street, Chicago, Illinois 60675
 (312) 630-6000

THE LYNDE AND HARRY BRADLEY FOUNDATION
 TRUST COMPANY OF THE WEST SMALL CAP

03015 ACCOUNT NO. 26-01679
 SS870 AAB

FEDERAL SCHEDULE OF GAINS AND LOSSES
 ACCOUNT TRANSACTIONS TAXABLE DURING THE PERIOD
 01-01-02 THROUGH 12-31-02

DATE SOLD/ ACQUIRED	SALES PROCEEDS	COST BASIS	GAIN/LOSS	28% RATE GAIN/LOSS	DESCRIPTION OF PROPERTY
03-04-02 SOLD	1,743 47	4,165.94	2,422.47-	0.00	SHARES: 100.00 MAXIM INTEGRATED PRODS INC COMMON STOCK
10-19-00 ACQUIRED					
03-04-02 SOLD	59,751 10	1,297.66	58,453 44	0 00	SHARES: 1,100.00 MEDIAM COMMUNICATIONS CORP CL A ISIN US58446K1051
11-22-91 ACQUIRED					
03-04-02 SOLD	12,391.81	12,524 00	132 19-	0 00	SHARES: 800.00
03-04-02 SOLD	9,293.86	9,605.34	311 48-	0 00	SHARES: 600 00
03-04-02 SOLD	7,744.89	7,968.75	223.86-	0.00	SHARES: 500.00
03-04-02 SOLD	6,195.90	6,350.00	154 10-	0.00	SHARES: 400 00
03-04-02 SOLD	1,548.98	1,600.00	51 02-	0.00	SHARES: 100 00
03-04-02 SOLD	4,646.93	4,800.00	153 07-	0.00	SHARES: 300.00
03-04-02 SOLD					
07-19-00 ACQUIRED					

The Northern Trust Company
 50 South LaSalle Street, Chicago, Illinois 60675
 (312) 630-6000

03015 ACCOUNT NO. 26-01679
 AAB

THE LYNDE AND HARRY BRADLEY FOUNDATION
 TRUST COMPANY OF THE WEST SMALL CAP

FEDERAL SCHEDULE OF GAINS AND LOSSES
 ACCOUNT TRANSACTIONS TAXABLE DURING THE PERIOD
 01-01-02 THROUGH 12-31-02

PAGE 89

28% RATE
 GAIN/LOSS

DATE SOLD/ ACQUIRED	SALES PROCEEDS	COST BASIS	GAIN/LOSS	28% RATE GAIN/LOSS	DESCRIPTION OF PROPERTY
03-04-02 SOLD	1,548.97	1,600.00	51.03-	0.00	SHARES: 100 00
07-20-00 ACQUIRED					SHARES: 100 00
03-04-02 SOLD	1,548.98	1,600.00	51.02-	0.00	SHARES: 100.00
07-24-00 ACQUIRED					SHARES: 100.00
03-04-02 SOLD	1,548.98	1,600.00	51.02-	0.00	SHARES: 100.00
07-25-00 ACQUIRED					SHARES: 100.00
03-04-02 SOLD	1,548.97	1,600.00	51.03-	0.00	SHARES: 100.00
07-26-00 ACQUIRED					SHARES: 100.00
03-04-02 SOLD	4,646.93	4,795.32	148.39-	0.00	SHARES: 300.00
07-28-00 ACQUIRED					MYRIAD GENETICS INC COM
03-04-02 SOLD	24,222.02	81,032.00	56,809.98-	0.00	SHARES: 700.00
10-31-00 ACQUIRED					SHARES: 700.00
03-04-02 SOLD	13,841.15	46,163.04	32,321.89-	0.00	SHARES: 400.00
11-01-00 ACQUIRED					SHARES: 400.00
03-04-02 SOLD	17,301.44	56,336.30	39,034.86-	0.00	SHARES: 500 00
11-09-00 ACQUIRED					SHARES: 500 00
03-04-02 SOLD	34,602.87	103,502.50	68,899.63-	0.00	SHARES: 1,000 00
11-13-00 ACQUIRED					OVERTURE SVCS INC COM STOCK

1333

The Northern Trust Company
 50 South LaSalle Street, Chicago, Illinois 60675
 (312) 630-6000

03015 ACCOUNT NO. 26-01679
 AAB

THE LYNDE AND HARRY BRADLEY FOUNDATION
 TRUST COMPANY OF THE WEST SMALL CAP

FEDERAL SCHEDULE OF GAINS AND LOSSES
 ACCOUNT TRANSACTIONS TAXABLE DURING THE PERIOD
 01-01-02 THROUGH 12-31-02

PAGE 90

28% RATE
 GAIN/LOSS

DATE SOLD/ ACQUIRED	SALES PROCEEDS	COST BASIS	GAIN/LOSS	28% RATE GAIN/LOSS	DESCRIPTION OF PROPERTY
03-04-02 SOLD	42,294.86	33,301.05	8,993.81	0.00	SHARES: 1,300.00
06-18-99 ACQUIRED				0.00	SHARES: 700.00
03-04-02 SOLD	22,774.16	17,931.90	4,842.26	0.00	SHARES: 3,600.00
06-18-99 ACQUIRED				0.00	SHARES: 9,100.00
03-04-02 SOLD	32,895.94	41,958.00	9,062.06-	0.00	SHARES: 3,200.00
06-16-99 ACQUIRED				0.00	SHARES: 4,600.00
03-04-02 SOLD	83,153.64	110,110.00	26,956.36-	0.00	SHARES: 1,200.00
06-17-99 ACQUIRED				0.00	SHARES: 3,200.00
03-04-02 SOLD	86,414.70	199,139.68	112,724.98-	0.00	SHARES: 600.00
03-04-02 SOLD	124,221.14	277,922.11	153,700.97-	0.00	SHARES: 1,200.00
03-07-00 ACQUIRED				0.00	SHARES: 3,200.00
03-04-02 SOLD	32,405.51	66,052.50	33,646.99-	0.00	SHARES: 3,200.00
03-08-00 ACQUIRED				0.00	SHARES: 600.00
03-04-02 SOLD	16,202.76	33,000.00	16,797.24-	0.00	SHARES: 800.00
03-09-00 ACQUIRED				0.00	SHARES: 3,200.00
03-04-02 SOLD	21,603.67	39,854.56	18,250.89-	0.00	SHARES: 3,200.00
03-23-00 ACQUIRED				0.00	SHARES: 3,200.00

POLYCOM INC COM

PEREGRINE SYS INC COM

1334

The Northern Trust Company
 50 South LaSalle Street, Chicago, Illinois 60675
 (312) 630-6000

03015 ACCOUNT NO 26-01679
 AAB

THE LYNDE AND HARRY BRADLEY FOUNDATION
 TRUST COMPANY OF THE WEST SMALL CAP

FEDERAL SCHEDULE OF GAINS AND LOSSES
 ACCOUNT TRANSACTIONS TAXABLE DURING THE PERIOD
 01-01-02 THROUGH 12-31-02

28% RATE GAIN/LOSS	DESCRIPTION OF PROPERTY	DATE SOLD/ ACQUIRED	SALES PROCEEDS	COST BASIS	GAIN/LOSS
0.00	SHARES: 800.00	SOLD 03-04-02 ACQUIRED 03-24-00	21,603.68	40,000.00	18,396.32-
0.00	SHARES: 1,400.00	SOLD 03-04-02 ACQUIRED 03-28-00	37,806.43	70,000.00	32,193.57-
0.00	SHARES: 3,200.00	SOLD 03-04-02 ACQUIRED 03-29-00	86,414.70	160,000.00	73,585.30-
0.00	SHARES: 2,200.00	SOLD 03-04-02 ACQUIRED 04-03-00	59,410.11	96,215.68	36,805.57-
0.00	SHARES: 1,200.00	SOLD 03-04-02 ACQUIRED 04-04-00	32,405.51	50,080.44	17,674.93-
SAPIENT CORP COM					
0.00	SHARES: 1,900.00	SOLD 03-04-02 ACQUIRED 01-19-01	8,397.87	34,723.83	26,325.96-
0.00	SHARES: 600.00	SOLD 03-04-02 ACQUIRED 01-22-01	2,651.96	10,799.64	8,147.68-
0.00	SHARES: 1,300.00	SOLD 03-04-02 ACQUIRED 01-24-01	5,745.91	24,775.79	19,029.88-
SEEBEYOND TECHNOLOGIES CORP COM					
0.00	SHARES: 1,000.00	SOLD 03-04-02 ACQUIRED 02-05-01	10,774.84	20,930.40	10,155.56-

The Northern Trust Company
 50 South LaSalle Street, Chicago, Illinois 60675
 (312) 630-6000

03015 ACCOUNT NO. 26-01679

THE LYNDE AND HARRY BRADLEY FOUNDATION
 TRUST COMPANY OF THE WEST SMALL CAP

FEDERAL SCHEDULE OF GAINS AND LOSSES
 ACCOUNT TRANSACTIONS TAXABLE DURING THE PERIOD
 01-01-02 THROUGH 12-31-02

PAGE 92

DATE SOLD/ ACQUIRED	SALES PROCEEDS	COST BASIS	GAIN/LOSS	28% RATE GAIN/LOSS	DESCRIPTION OF PROPERTY
03-04-02 SOLD	17,239.74	35,094.56	17,854.82-	0.00	SHARES: 1,600.00
03-04-02 SOLD	9,697.35	19,311.39	9,614.04-	0.00	SHARES: 900.00
03-04-02 SOLD	16,162.26	32,631.15	16,468.89-	0.00	SHARES: 1,500.00
03-04-02 SOLD	12,929.80	25,372.32	12,442.52-	0.00	SHARES: 1,200.00
03-04-02 SOLD	24,782.13	48,146.59	23,364.46-	0.00	SHARES: 2,300.00
03-04-02 SOLD	7,542.38	14,584.22	7,041.84-	0.00	SHARES: 700.00
03-04-02 SOLD	6,464.91	12,005.40	5,540.49-	0.00	SHARES: 600.00
03-04-02 SOLD	19,394.70	31,511.34	12,116.64-	0.00	SHARES: 1,800.00
03-04-02 SOLD	10,774.84	17,423.70	6,648.86-	0.00	SHARES: 1,000.00
03-04-02 SOLD	10,774.84	18,250.00	7,475.16-	0.00	SHARES: 1,000.00

1336

The Northern Trust Company
 50 South LaSalle Street, Chicago, Illinois 60675
 (312) 630-6000

THE LYNDE AND HARRY BRADLEY FOUNDATION
 TRUST COMPANY OF THE WEST SMALL CAP

ACCOUNT NO. 26-01679
 AAB
 SS870

FEDERAL SCHEDULE OF GAINS AND LOSSES
 ACCOUNT TRANSACTIONS TAXABLE DURING THE PERIOD
 01-01-02 THROUGH 12-31-02

PAGE 93

DATE SOLD/ ACQUIRED	SALES PROCEEDS	COST BASIS	GAIN/LOSS	28% RATE GAIN/LOSS	DESCRIPTION OF PROPERTY
03-04-02 ACQUIRED	7,542.38	12,600.00	5,057.62-	0.00	SHARES: 700 00 SOLD 03-04-02 ACQUIRED 02-27-01
03-04-02 ACQUIRED	9,697.36	15,784.02	6,086.66-	0.00	SHARES: 900 00 SOLD 03-04-02 ACQUIRED 02-28-01
03-04-02 ACQUIRED	1,077.48	1,681.25	603.77-	0.00	SHARES: 100.00 SOLD 03-04-02 ACQUIRED 03-01-01
SELECTICA INC DEL COM					
03-04-02 ACQUIRED	790.31	23,202.50	22,412.19-	0 00	SHARES: 200.00 SOLD 03-04-02 ACQUIRED 03-10-00
03-04-02 ACQUIRED	13,435.23	408,782 00	395,346.77-	0 00	SHARES: 3,400.00 SOLD 03-04-02 ACQUIRED 03-10-00
03-04-02 ACQUIRED	1,975.77	51,163 20	49,187.43-	0.00	SHARES: 500.00 SOLD 03-04-02 ACQUIRED 03-22-00
03-04-02 ACQUIRED	395.15	8,600.00	8,204.85-	0.00	SHARES: 100.00 SOLD 03-04-02 ACQUIRED 03-22-00
03-04-02 ACQUIRED	5,927.31	179,885.55	173,958.24-	0.00	SHARES: 1,500.00 SOLD 03-04-02 ACQUIRED 03-23-00
03-04-02 ACQUIRED	3,951.54	114,597.20	110,645.66-	0.00	SHARES: 1,000.00 SOLD 03-04-02 ACQUIRED 03-24-00

1337

The Northern Trust Company
 50 South LaSalle Street, Chicago, Illinois 60675
 (312) 630-6000

THE LYNDE AND HARRY BRADLEY FOUNDATION
 TRUST COMPANY OF THE WEST SMALL CAP

03015 ACCOUNT NO 26-01679
 AAB SS870

FEDERAL SCHEDULE OF GAINS AND LOSSES
 ACCOUNT TRANSACTIONS TAXABLE DURING THE PERIOD
 01-01-02 THROUGH 12-31-02

28% RATE
 GAIN/LOSS

DATE SOLD/ ACQUIRED	SALES PROCEEDS	COST BASIS	GAIN/LOSS	28% RATE GAIN/LOSS	DESCRIPTION OF PROPERTY
03-04-02 SOLD	1,185.46	32,442.99	31,257.53-	0.00	SHARES: 300 00
03-04-02 ACQUIRED					03-04-02 ACQUIRED
03-04-02 SOLD	2,766.08	78,846.25	76,080.17-	0.00	SHARES: 700 00
03-04-02 ACQUIRED					03-04-02 ACQUIRED
03-04-02 SOLD	790.31	21,200.00	20,409.69-	0.00	SHARES: 200.00
03-04-02 ACQUIRED					03-04-02 ACQUIRED
03-04-02 SOLD	2,370.92	20,599.68	18,228.76-	0.00	SHARES: 600.00
03-04-02 ACQUIRED					03-04-02 ACQUIRED
03-04-02 SOLD	1,975.77	17,400.00	15,424.23-	0.00	SHARES: 500 00
03-04-02 ACQUIRED					03-04-02 ACQUIRED
03-04-02 SOLD	1,580.61	14,610.00	13,029.39-	0.00	SHARES: 400.00
03-04-02 ACQUIRED					03-04-02 ACQUIRED
03-04-02 SOLD	1,185.47	13,978.14	12,792.67-	0.00	SHARES: 300.00
03-04-02 ACQUIRED					03-04-02 ACQUIRED
03-04-02 SOLD	395.15	4,450.00	4,054.85-	0.00	SHARES: 100 00
03-04-02 ACQUIRED					03-04-02 ACQUIRED
03-04-02 SOLD	395.15	4,543.75	4,148.60-	0.00	SHARES: 100 00
03-04-02 ACQUIRED					03-04-02 ACQUIRED
03-04-02 SOLD	1,185.46	14,064.48	12,879.02-	0.00	SHARES: 300.00
03-04-02 ACQUIRED					03-04-02 ACQUIRED

The Northern Trust Company
 50 South LaSalle Street, Chicago, Illinois 60675
 (312) 630-6000

THE LYNDE AND HARRY BRADLEY FOUNDATION
 TRUST COMPANY OF THE WEST SMALL CAP

FEDERAL SCHEDULE OF GAINS AND LOSSES
 ACCOUNT TRANSACTIONS TAXABLE DURING THE PERIOD
 01-01-02 THROUGH 12-31-02

03015 ACCOUNT NO 26-01679
 AAB

SS870

DATE SOLD/ ACQUIRED	SALES PROCEEDS	COST BASIS	GAIN/LOSS	28% RATE GAIN/LOSS	DESCRIPTION OF PROPERTY
03-04-02 SOLD	790.31	9,637.50	8,847.19-	0.00	SHARES:
06-05-00 ACQUIRED					200.00
03-04-02 SOLD	790.31	9,560.72	8,770.41-	0.00	SHARES:
03-04-02 ACQUIRED					200.00
03-04-02 SOLD	1,580.61	21,755.72	20,175.11-	0.00	SHARES:
03-04-02 ACQUIRED					400.00
03-04-02 SOLD	790.31	11,265.00	10,474.69-	0.00	SHARES:
03-04-02 ACQUIRED					200.00
03-04-02 SOLD	1,580.61	23,798.92	22,218.31-	0.00	SHARES:
03-04-02 ACQUIRED					400.00
03-04-02 SOLD	790.31	11,848.06	11,057.75-	0.00	SHARES:
03-04-02 ACQUIRED					200.00
03-04-02 SOLD	1,185.46	11,546.88	10,361.42-	0.00	SHARES:
03-04-02 ACQUIRED					300.00
03-04-02 SOLD	790.31	7,823.76	7,033.45-	0.00	SHARES:
03-04-02 ACQUIRED					200.00
03-04-02 SOLD	790.31	7,837.50	7,047.19-	0.00	SHARES:
03-04-02 ACQUIRED					200.00
03-04-02 SOLD	1,185.46	11,424.99	10,239.53-	0.00	SHARES:
03-04-02 ACQUIRED					300.00

The Northern Trust Company
 50 South LaSalle Street, Chicago, Illinois 60675
 (312) 630-6000

03015 ACCOUNT NO. 26-01679
 AAB
 SS870

THE LYNDE AND HARRY BRADLEY FOUNDATION
 TRUST COMPANY OF THE WEST SMALL CAP

FEDERAL SCHEDULE OF GAINS AND LOSSES
 ACCOUNT TRANSACTIONS TAXABLE DURING THE PERIOD
 01-01-02 THROUGH 12-31-02

28% RATE
 GAIN/LOSS

DATE SOLD/ ACQUIRED	SALES PROCEEDS	COST BASIS	GAIN/LOSS	28% RATE GAIN/LOSS	DESCRIPTION OF PROPERTY
03-04-02 SOLD	395.15	3,987.50	3,592.35-	0.00	SHARES; SEMTECH CORP
03-04-02 SOLD	790.31	7,979.16	7,188.85-	0.00	SHARES; SEMTECH CORP
03-04-02 SOLD	2,370.92	23,986.50	21,615.58-	0.00	SHARES; SEMTECH CORP
03-04-02 SOLD	790.31	7,987.50	7,197.19-	0.00	SHARES; SEMTECH CORP
03-04-02 SOLD	2,370.92	22,665.00	20,294.08-	0.00	SHARES; SEMTECH CORP
03-04-02 SOLD	2,766.08	26,554.15	23,788.07-	0.00	SHARES; SEMTECH CORP
03-04-02 SOLD	395.15	3,815.44	3,420.29-	0.00	SHARES; SEMTECH CORP
03-04-02 SOLD	2,370.92	22,375.02	20,004.10-	0.00	SHARES; SEMTECH CORP
03-04-02 SOLD	1,185.46	11,316.66	10,131.20-	0.00	SHARES; SEMTECH CORP
03-04-02 SOLD	2,370.96	22,493.76	20,122.80-	0.00	SHARES; SEMTECH CORP

1340

The Northern Trust Company
 50 South LaSalle Street, Chicago, Illinois 60675
 (312) 630-6000

THE LYNDE AND HARRY BRADLEY FOUNDATION
 TRUST COMPANY OF THE WEST SMALL CAP

FEDERAL SCHEDULE OF GAINS AND LOSSES
 ACCOUNT TRANSACTIONS TAXABLE DURING THE PERIOD
 01-01-02 THROUGH 12-31-02

28% RATE
 GAIN/LOSS

1341

DATE SOLD/ ACQUIRED	SALES PROCEEDS	COST BASIS	GAIN/LOSS	28% RATE GAIN/LOSS	DESCRIPTION OF PROPERTY
03-04-02 SOLD	105,501.81	12,370.50	93,131.31	0.00	SHARES: 3,000.00
08-12-98 ACQUIRED					
03-04-02 SOLD	70,334.55	8,104.15	62,230.40	0.00	SHARES: 2,000.00
03-04-02 SOLD	80,884.72	9,315.00	71,569.72	0.00	SHARES: 2,300.00
03-04-02 SOLD	162,106.16	10,498.86	151,607.30	0.00	SHARES: 5,100.00
03-04-02 SOLD	7,564.88	16,291.65	8,726.77	0.00	SHARES: 1,000.00
03-04-02 SOLD	34,957.25	41,662.50	6,705.25	0.00	SHARES: 2,200.00
03-04-02 SOLD	31,779.33	38,500.00	6,720.67	0.00	SHARES: 2,000.00

#REORG/SMARTFORCE PUB LTS CO NAME CHANGE
 TO SKILLSOFT PUB LTD CU 830928107 EFF
 11/19/02

SILICON IMAGE INC COM STK

SIEBEL SYS INC COM

The Northern Trust Company
 50 South LaSalle Street, Chicago, Illinois 60675
 (312) 630-6000

03015 ACCOUNT NO. 26-01679

THE LYNDE AND HARRY BRADLEY FOUNDATION
 TRUST COMPANY OF THE WEST SMALL CAP

FEDERAL SCHEDULE OF GAINS AND LOSSES
 ACCOUNT TRANSACTIONS TAXABLE DURING THE PERIOD
 01-01-02 THROUGH 12-31-02

28% RATE
 GAIN/LOSS

DATE SOLD/ ACQUIRED	SALES PROCEEDS	COST BASIS	GAIN/LOSS	DESCRIPTION OF PROPERTY
03-04-02 SOLD	22,245.52	25,213.02	2,967.50-	SHARES: 1,400.00
01-28-99 ACQUIRED				SHARES: 1,400.00
03-04-02 SOLD	7,944.83	9,062.50	1,117.67-	SHARES: 500.00
03-04-02 SOLD	34,957.26	51,106.44	16,149.18-	SHARES: 2,200.00
03-04-02 SOLD	12,711.72	18,900.80	6,189.08-	SHARES: 800.00
10-27-99 ACQUIRED				SHARES: 800.00
03-04-02 SOLD	34,957.26	103,711.74	68,754.48-	SHARES: 2,200.00
03-04-02 SOLD	52,435.88	180,439.71	128,003.83-	SHARES: 3,300.00
03-04-02 SOLD				SPANISH BROADCASTING SYS INC CL A COMMON STOCK
03-04-02 SOLD	51,887.22	54,896.00	3,008.78-	SHARES: 4,700.00
07-17-00 ACQUIRED				SHARES: 4,700.00
03-04-02 SOLD	6,623.90	7,188.00	564.10-	SHARES: 600.00
03-04-02 SOLD	14,351.78	15,171.00	819.22-	SHARES: 1,500.00
07-18-00 ACQUIRED				SHARES: 1,500.00

1342

The Northern Trust Company
 50 South LaSalle Street, Chicago, Illinois 60675
 (312) 630-6000

03015 ACCOUNT NO. 26-01679 THE LYNDE AND HARRY BRADLEY FOUNDATION TRUST COMPANY OF THE WEST SMALL CAP

FEDERAL SCHEDULE OF GAINS AND LOSSES
 ACCOUNT TRANSACTIONS TAXABLE DURING THE PERIOD
 01-01-02 THROUGH 12-31-02

DATE SOLD/ ACQUIRED	SALES PROCEEDS	COST BASIS	GAIN/LOSS	28% RATE GAIN/LOSS	DESCRIPTION OF PROPERTY
03-04-02 SOLD	29,807 55	31,077.00	1,269 45-	0 00	SHARES: 2,700 00
07-20-00 ACQUIRED	29,807 55				
03-04-02 SOLD	29,807 55	30,051.00	293 45-	0.00	SHARES: 2,700.00
03-04-02 ACQUIRED	28,703.57	29,068.00	364 43-	0.00	SHARES: 2,600.00
03-04-02 SOLD	49,679 25	50,458.50	779.25-	0.00	SHARES: 4,500.00
03-04-02 ACQUIRED	49,679 25				
03-04-02 SOLD	23,183 65	23,646.00	462.35-	0.00	SHARES: 2,100 00
03-04-02 ACQUIRED	23,183 65				
03-04-02 SOLD	17,663.73	17,728.00	64 27-	0.00	SHARES: 1,600.00
03-04-02 ACQUIRED	17,663.73				
03-04-02 SOLD	6,623.91	6,714 00	90.09-	0.00	SHARES: 600 00
03-04-02 ACQUIRED	6,623.91				
03-04-02 SOLD	2,258.80	5,018.75	2,759 95-	0 00	SHARES: 100 00
03-04-02 ACQUIRED	2,258.80				
03-04-02 SOLD	20,329.16	49,109.58	28,780 42-	0.00	SHARES: 900.00
03-04-02 ACQUIRED	20,329.16				

VERTEX PHARMACEUTICALS INC COM

1343

The Northern Trust Company
 50 South LaSalle Street, Chicago, Illinois 60675
 (312) 630-6000

03015 ACCOUNT NO. 26-01679
 AAB

THE LYNDE AND HARRY BRADLEY FOUNDATION
 TRUST COMPANY OF THE WEST SMALL CAP

FEDERAL SCHEDULE OF GAINS AND LOSSES
 ACCOUNT TRANSACTIONS TAXABLE DURING THE PERIOD
 01-01-02 THROUGH 12-31-02

PAGE 100

28% RATE
 GAIN/LOSS

DATE SOLD/ ACQUIRED	SALES PROCEEDS	COST BASIS	GAIN/LOSS	28% RATE GAIN/LOSS	DESCRIPTION OF PROPERTY
03-04-02 SOLD 01-18-01 ACQUIRED	4,517.59	10,946.12	6,428.53-	0.00	SHARES: WEBEX INC COM
03-04-02 SOLD 07-27-00 ACQUIRED	29,410.06	29,400.00	10.06	0.00	SHARES:
03-04-02 SOLD 07-28-00 ACQUIRED	63,021.55	99,849.60	36,828.05-	0.00	SHARES:
03-04-02 SOLD 07-28-00 ACQUIRED	107,836.88	165,781.00	57,944.12-	0.00	SHARES:
03-04-02 SOLD 08-01-00 ACQUIRED	7,002.39	11,721.35	4,718.96-	0.00	SHARES:
03-04-02 SOLD 08-02-00 ACQUIRED	7,002.39	12,543.25	5,540.86-	0.00	SHARES:
03-04-02 SOLD 08-03-00 ACQUIRED	8,402.88	15,562.50	7,159.62-	0.00	SHARES:
03-04-02 SOLD 08-04-00 ACQUIRED	7,002.39	12,755.45	5,753.06-	0.00	SHARES:
03-04-02 SOLD 08-07-00 ACQUIRED	11,203.83	22,194.72	10,990.89-	0.00	SHARES:

4441

The Northern Trust Company
 50 South LaSalle Street, Chicago, Illinois 60675
 (312) 630-6000

THE LYNDE AND HARRY BRADLEY FOUNDATION
 TRUST COMPANY OF THE WEST SMALL CAP

FEDERAL SCHEDULE OF GAINS AND LOSSES
 ACCOUNT TRANSACTIONS TAXABLE DURING THE PERIOD
 01-01-02 THROUGH 12-31-02

28% RATE
 GAIN/LOSS

DESCRIPTION OF PROPERTY	DATE SOLD/ ACQUIRED	SALES PROCEEDS	COST BASIS	GAIN/LOSS	28% RATE GAIN/LOSS
SHARES: 300 00	SOLD 03-04-02 ACQUIRED 08-08-00	4,201 44	9,926 55	5,725.11-	0.00
SHARES: 900 00	SOLD 03-04-02 ACQUIRED 08-09-00	12,604 31	33,494 49	20,890 18-	0.00
SHARES: 100.00	SOLD 03-04-02 ACQUIRED 09-29-00	1,400 48	3,675 00	2,274.52-	0.00
SHARES: 300 00	SOLD 03-04-02 ACQUIRED 10-03-00	4,201 43	10,931.25	6,729.82-	0.00
SHARES: 500.00	SOLD 03-04-02 ACQUIRED 10-04-00	7,002 40	18,003.45	11,001.05-	0.00
SHARES: 300 00	SOLD 03-04-02 ACQUIRED 10-05-00	4,201 43	10,530.00	6,328.57-	0.00
SHARES: 500.00	SOLD 03-04-02 ACQUIRED 10-06-00	7,002 40	16,982.80	9,980.40-	0.00
SHARES: 200.00	SOLD 03-04-02 ACQUIRED 10-09-00	2,800.95	6,693.76	3,892.81-	0.00
SHARES: 200 00	SOLD 03-04-02 ACQUIRED 10-10-00	2,800.96	7,037.50	4,236.54-	0.00
SHARES: 300 00	SOLD 03-04-02 ACQUIRED 10-11-00	4,201.44	10,831.26	6,629.82-	0.00

(345)

The Northern Trust Company
 50 South LaSalle Street, Chicago, Illinois 60675
 (312) 630-6000

03015 ACCOUNT NO. 26-01679
 AAB SS870

THE LYNDE AND HARRY BRADLEY FOUNDATION
 TRUST COMPANY OF THE WEST SMALL CAP

FEDERAL SCHEDULE OF GAINS AND LOSSES
 ACCOUNT TRANSACTIONS TAXABLE DURING THE PERIOD
 01-01-02 THROUGH 12-31-02

PAGE 102

DATE SOLD/ ACQUIRED	SALES PROCEEDS	COST BASIS	GAIN/LOSS	28% RATE GAIN/LOSS	DESCRIPTION OF PROPERTY
03-04-02 SOLD 12-22-00 ACQUIRED	9,803.35	10,213.21	409.86-	0.00	SHARES: 700.00
03-04-02 SOLD 12-26-00 ACQUIRED	8,402.87	9,570.54	1,167.67-	0.00	SHARES: 600.00
03-04-02 SOLD 12-27-00 ACQUIRED	16,805.75	19,395.72	2,589.97-	0.00	SHARES: 1,200.00
03-04-02 SOLD 12-29-00 ACQUIRED	4,201.43	6,773.37	2,571.94-	0.00	SHARES: 300.00
03-04-02 SOLD 01-05-01 ACQUIRED	1,400.48	1,500.00	99.52-	0.00	SHARES: 100.00
03-04-02 SOLD 01-08-01 ACQUIRED	4,201.44	4,840.62	639.18-	0.00	SHARES: 300.00
03-04-02 SOLD 01-11-01 ACQUIRED	1,400.48	1,963.25	562.77-	0.00	SHARES: 100.00
WESTWOOD ONE INC COM					
03-04-02 SOLD 10-26-94 ACQUIRED	45,529.36	5,767.50	39,761.86	0.00	SHARES: 1,200.00
03-04-02 SOLD 10-31-94 ACQUIRED	91,058.71	11,610.00	79,448.71	0.00	SHARES: 2,400.00

94E1

The Northern Trust Company
 50 South LaSalle Street, Chicago, Illinois 60675
 (312) 630-6000

03015 ACCOUNT NO 26-01679
 SS870 AAB

THE LYNDE AND HARRY BRADLEY FOUNDATION
 TRUST COMPANY OF THE WEST SMALL CAP

FEDERAL SCHEDULE OF GAINS AND LOSSES
 ACCOUNT TRANSACTIONS TAXABLE DURING THE PERIOD
 01-01-02 THROUGH 12-31-02

DESCRIPTION OF PROPERTY	DATE SOLD/ ACQUIRED	SALES PROCEEDS	COST BASIS	GAIN/LOSS	28% RATE GAIN/LOSS
SHARES: 1,600.00	SOLD 03-04-02 ACQUIRED 11-01-94	60,705.81	7,765.04	52,940.77	0.00
SHARES: 600 00	SOLD 03-04-02 ACQUIRED 11-02-94	22,764 67	2,865.00	19,899 67	0.00
SHARES: 1,400 00	SOLD 03-04-02 ACQUIRED 11-03-94	53,117.59	6,627.88	46,489.71	0.00
SHARES: 1,200.00	SOLD 03-04-02 ACQUIRED 11-04-94	45,529.35	5,655.00	39,874 35	0.00
SHARES: 100 00	SOLD 03-04-02 ACQUIRED 12-23-94	3,794.11	408.75	3,385 36	0.00
SHARES: 9,700 00	SOLD 03-04-02 ACQUIRED 12-27-94	368,028 97	47,458.54	320,590.63	0 00
ARGENIX INC COM SHARES: 3,300 00	SOLD 03-05-02 ACQUIRED 02-23-01	66,972 49	96,599.58	29,627.09-	0.00
ARENA PHARMACEUTICALS INC COM ISIN US0400471027 SHARES: 300 00	SOLD 03-05-02 ACQUIRED 08-08-00	3,033 16	9,174.99	6,141.83-	0 00

The Northern Trust Company
 50 South LaSalle Street, Chicago, Illinois 60675
 (312) 630-6000

03015 ACCOUNT NO. 26-01679
 AAB

THE LYNDE AND HARRY BRADLEY FOUNDATION
 TRUST COMPANY OF THE WEST SMALL CAP

FEDERAL SCHEDULE OF GAINS AND LOSSES
 ACCOUNT TRANSACTIONS TAXABLE DURING THE PERIOD
 01-01-02 THROUGH 12-31-02

DESCRIPTION OF PROPERTY
 DATE SOLD/
 ACQUIRED

SHARES: 1,100 00 SOLD 03-05-02 11,121 60 SALES PROCEEDS 29,599 35 COST BASIS 18,477.75-
 SHARES: 200 00 SOLD 03-05-02 2,022 11 SALES PROCEEDS 5,768.00 COST BASIS 3,745.89-

ADVANCED FIBRE COMMUNICATIONS INC COM

SHARES: 900.00 SOLD 03-05-02 16,120.73 SALES PROCEEDS 22,077.99 COST BASIS 5,957.26-

CV THERAPEUTICS INC COM

SHARES: 300.00 SOLD 03-05-02 12,160.26 SALES PROCEEDS 19,234 83 COST BASIS 7,074 57-

SHARES: 500 00 SOLD 03-05-02 20,267 09 SALES PROCEEDS 32,468.75 COST BASIS 12,201.66-

SHARES: 400 00 SOLD 03-05-02 16,213.68 SALES PROCEEDS 26,385 72 COST BASIS 10,172 04-

SHARES: 100.00 SOLD 03-05-02 4,053 42 SALES PROCEEDS 6,634 66 COST BASIS 2,581 24-

SHARES: 400 00 SOLD 03-05-02 16,213.67 SALES PROCEEDS 26,037.08 COST BASIS 9,823.41-

CALIFORNIA PIZZA KITCHEN INC COM ISIN US13054D1090

SHARES: 400 00 ACQUIRED 01-03-01

SHARES: 100.00 ACQUIRED 01-02-01

SHARES: 400 00 ACQUIRED 12-26-00

SHARES: 500 00 ACQUIRED 12-21-00

SHARES: 300.00 ACQUIRED 12-20-00

SHARES: 500 00 ACQUIRED 12-21-00

SHARES: 400 00 ACQUIRED 12-26-00

SHARES: 100.00 ACQUIRED 01-02-01

1348

The Northern Trust Company
 50 South LaSalle Street, Chicago, Illinois 60675
 (312) 630-6000

THE LYNDE AND HARRY BRADLEY FOUNDATION
 TRUST COMPANY OF THE WEST SMALL CAP

FEDERAL SCHEDULE OF GAINS AND LOSSES
 ACCOUNT TRANSACTIONS TAXABLE DURING THE PERIOD
 01-01-02 THROUGH 12-31-02

03015 ACCOUNT NO. 26-01679
 AAB

1349

DESCRIPTION OF PROPERTY	DATE SOLD/ ACQUIRED	SALES PROCEEDS	COST BASIS	GAIN/LOSS	28% RATE GAIN/LOSS
SHARES: 200 00	03-05-02 SOLD 02-06-01 ACQUIRED	3,937.94	5,626.10	1,688.16-	0.00
SHARES: 500.00	03-05-02 SOLD 02-07-01 ACQUIRED	9,844.85	15,258.40	5,413.55-	0.00
SHARES: 800.00	03-05-02 SOLD 02-07-01 ACQUIRED	15,751.76	23,885.04	8,133.28-	0.00
SHARES: 500 00	03-05-02 SOLD 02-08-01 ACQUIRED	9,844.85	14,943.35	5,098.50-	0 00
CALIFORNIA PIZZA KITCHEN INC COM ISIN US13054D1090					
SHARES: 1,500 00	03-05-02 SOLD 02-06-01 ACQUIRED	30,049.80	42,195.75	12,145.95-	0.00
SHARES: 700.00	03-05-02 SOLD 02-06-01 ACQUIRED	14,023.23	19,370.33	5,347.10-	0 00
SHARES: 1,500.00	03-05-02 SOLD 02-06-01 ACQUIRED	30,049.80	38,906.25	8,856.45-	0 00
CELGENE CORP COM					
SHARES: 3,200 00	03-05-02 SOLD 05-01-00 ACQUIRED	82,536.68	149,416.64	66,879.96-	0.00

The Northern Trust Company
 50 South LaSalle Street, Chicago, Illinois 60675
 (312) 630-6000

03015 ACCOUNT NO. 26-01679
 ABB

THE LYNDE AND HARRY BRADLEY FOUNDATION
 TRUST COMPANY OF THE WEST SMALL CAP

FEDERAL SCHEDULE OF GAINS AND LOSSES
 ACCOUNT TRANSACTIONS TAXABLE DURING THE PERIOD
 01-01-02 THROUGH 12-31-02

PAGE 106

28% RATE
 GAIN/LOSS

0.00

0.00

0.00

0.00

0.00

0.00

0.00

0.00

0.00

0.00

0.00

0.00

0.00

0.00

GAIN/LOSS

88,722 23-

48,155.16-

7,015.77

23,813.39

23,693.05

2,966 64

111,930.68

COST
 BASIS

189,313 80

79,709 70

4,738.05

17,325 00

17,445.33

7,193 20

10,500.00

SALES
 PROCEEDS

100,591 57

31,554 54

11,753.82

41,138 39

41,138.38

10,159.84

122,430.68

DATE SOLD/
 ACQUIRED

03-05-02

03-05-02

03-05-02

03-05-02

03-05-02

03-05-02

03-05-02

SOLD

05-02-00

09-10-99

01-21-98

01-30-98

02-02-98

07-06-99

10-13-98

DESCRIPTION OF PROPERTY

SHARES: 3,900 00

SHARES: 2,100.00

SHARES: 450 00

SHARES: 1,575.00

SHARES: 1,575.00

SHARES: 400 00

SHARES: 2,100 00

CHECKFREE CORP NEW COM

COST PLUS INC CALIF COM

COX RADIO INC CL A

SHARES:

EBAY INC COM

SHARES:

ENTERCOM COMMUNICATIONS CORP CL A

0531
 1350

The Northern Trust Company
 50 South LaSalle Street, Chicago, Illinois 60675
 (312) 630-6000

03015 ACCOUNT NO. 26-01679 THE LYNDE AND HARRY BRADLEY FOUNDATION TRUST COMPANY OF THE WEST SMALL CAP

FEDERAL SCHEDULE OF GAINS AND LOSSES
 ACCOUNT TRANSACTIONS TAXABLE DURING THE PERIOD
 01-01-02 THROUGH 12-31-02

28% RATE
 GAIN/LOSS

1531

DATE SOLD/ ACQUIRED	SALES PROCEEDS	COST BASIS	GAIN/LOSS	28% RATE GAIN/LOSS	DESCRIPTION OF PROPERTY
03-05-02 ACQUIRED	10,423.18	9,020.94	1,402.24	0.00	SHARES: 200 00 SOLD 03-05-02 ACQUIRED 10-11-99
03-05-02 ACQUIRED	5,211.59	4,754.25	457.34	0.00	SHARES: 100 00 SOLD 03-05-02 ACQUIRED 10-27-99
ENTERCOM COMMUNICATIONS CORP CL A					
03-05-02 SOLD	20,695.69	17,458.04	3,237.65	0.00	SHARES: 400 00 SOLD 03-05-02 ACQUIRED 10-08-99
03-05-02 SOLD	36,217.45	31,043.53	5,173.92	0.00	SHARES: 700 00 SOLD 03-05-02 ACQUIRED 10-12-99
03-05-02 SOLD	25,869.61	21,819.55	4,050.06	0.00	SHARES: 500 00 SOLD 03-05-02 ACQUIRED 10-13-99
03-05-02 SOLD	25,869.61	22,058.35	3,811.26	0.00	SHARES: 500 00 SOLD 03-05-02 ACQUIRED 10-14-99
03-05-02 SOLD	10,347.85	8,544.00	1,803.85	0.00	SHARES: 200 00 SOLD 03-05-02 ACQUIRED 10-15-99
03-05-02 SOLD	20,695.68	17,247.44	3,448.24	0.00	SHARES: 400 00 SOLD 03-05-02 ACQUIRED 10-18-99
03-05-02 SOLD	10,347.85	8,888.88	1,458.97	0.00	SHARES: 200 00 SOLD 03-05-02 ACQUIRED 10-21-99
LEXICON GENETICS INC COMMON STOCK					

The Northern Trust Company
 50 South LaSalle Street, Chicago, Illinois 60675
 (312) 630-6000

THE LYNDE AND HARRY BRADLEY FOUNDATION
 TRUST COMPANY OF THE WEST SMALL CAP

03015 ACCOUNT NO. 26-01679
 AAB SS870

FEDERAL SCHEDULE OF GAINS AND LOSSES
 ACCOUNT TRANSACTIONS TAXABLE DURING THE PERIOD
 01-01-02 THROUGH 12-31-02

DATE SOLD/ ACQUIRED	SALES PROCEEDS	COST BASIS	GAIN/LOSS	28% RATE GAIN/LOSS	DESCRIPTION OF PROPERTY
03-05-02 SOLD 06-20-00 ACQUIRED	11,661.82	26,325.79	14,663.92-	0.00	SHARES; 1,400 00
03-05-02 SOLD 06-23-00 ACQUIRED	9,162.87	26,125.00	16,962.13-	0.00	SHARES; 1,100 00
03-05-02 SOLD 12-12-00 ACQUIRED	4,164.93	6,821.95	2,657.02-	0.00	SHARES; 500.00
03-05-02 SOLD 12-13-00 ACQUIRED	832.99	1,377.77	544.78-	0.00	SHARES; 100 00
03-05-02 SOLD 12-14-00 ACQUIRED	2,498.96	4,035.81	1,536.85-	0.00	SHARES; 300 00
03-05-02 SOLD 12-15-00 ACQUIRED	5,830.91	9,285.85	3,454.94-	0.00	SHARES; 700.00
03-05-02 SOLD 12-18-00 ACQUIRED	1,665.98	2,707.50	1,041.52-	0.00	SHARES; 200.00
03-05-02 SOLD 12-19-00 ACQUIRED	1,665.97	2,666.50	1,000.53-	0.00	SHARES; 200 00
03-05-02 SOLD 12-20-00 ACQUIRED	2,498.96	3,717.81	1,218.85-	0.00	SHARES; 300 00
03-05-02 SOLD 12-21-00 ACQUIRED	3,331.95	4,616.68	1,284.73-	0.00	SHARES; 400.00

1350

The Northern Trust Company
 50 South LaSalle Street, Chicago, Illinois 60675
 (312) 630-6000

THE LYNDE AND HARRY BRADLEY FOUNDATION
 TRUST COMPANY OF THE WEST SMALL CAP

03015 ACCOUNT NO. 26-01679
 AAB

FEDERAL SCHEDULE OF GAINS AND LOSSES
 ACCOUNT TRANSACTIONS TAXABLE DURING THE PERIOD
 01-01-02 THROUGH 12-31-02

28% RATE
 GAIN/LOSS

DESCRIPTION OF PROPERTY

DATE SOLD/
 ACQUIRED

SALES
 PROCEEDS

COST
 BASIS

GAIN/LOSS

0.00

1,063.54-

3,562.50

2,498.96

SOLD 03-05-02
 ACQUIRED 12-22-00

300.00

SHARES:

0.00

3,670.12-

12,000.00

8,329.88

SOLD 03-05-02
 ACQUIRED 12-26-00

1,000.00

SHARES:

LEXICON GENETICS INC COMMON STOCK

0.00

70,329.76-

107,112.60

36,787.84

SOLD 03-05-02
 ACQUIRED 06-21-00

4,500.00

SHARES:

0.00

16,512.42-

24,687.50

8,175.08

SOLD 03-05-02
 ACQUIRED 06-26-00

1,000.00

SHARES:

MANUGISTICS GROUP INC COM

0.00

22,023.87-

31,833.96

9,810.09

SOLD 03-05-02
 ACQUIRED 06-27-00

1,200.00

SHARES:

MAXIM INTEGRATED PRODS INC COMMON STOCK

0.00

42,975.85-

74,986.92

32,011.07

SOLD 03-05-02
 ACQUIRED 10-19-00

1,800.00

SHARES:

SOLD 03-05-02
 ACQUIRED 11-22-91

4,400.00

SHARES:

SOLD 03-05-02
 ACQUIRED 12-02-91

4,700.00

SHARES:

MEDIACOM COMMUNICATIONS CORP CL A ISIN
 US58446K1051

0.00

251,493.14

5,287.50

256,780.64

The Northern Trust Company
 50 South LaSalle Street, Chicago, Illinois 60675
 (312) 630-6000

03015 ACCOUNT NO 26-01679
 AAB

THE LYNDE AND HARRY BRADLEY FOUNDATION
 TRUST COMPANY OF THE WEST SMALL CAP

FEDERAL SCHEDULE OF GAINS AND LOSSES
 ACCOUNT TRANSACTIONS TAXABLE DURING THE PERIOD
 01-01-02 THROUGH 12-31-02

PAGE 110

28% RATE
 GAIN/LOSS

DESCRIPTION OF PROPERTY	DATE SOLD/ ACQUIRED	SALES PROCEEDS	COST BASIS	GAIN/LOSS	28% RATE GAIN/LOSS
OPENWAYE SYS INC COM					
SHARES:	SOLD 03-05-02	1,541.97	1,565.50	23.53-	0.00
	ACQUIRED 06-30-00				
SHARES:	SOLD 03-05-02	28,652.58	57,206.78	28,554.20-	0.00
	ACQUIRED 07-01-99				
SHARES:	SOLD 03-05-02	9,173.27	24,400.00	15,226.73-	0.00
	ACQUIRED 07-02-99				
SHARES:	SOLD 03-05-02	5,733.30	13,947.90	8,214.60-	0.00
	ACQUIRED 07-06-99				
SHARES:	SOLD 03-05-02	18,346.54	45,124.96	26,778.42-	0.00
	ACQUIRED 07-07-99				
SHARES:	SOLD 03-05-02	2,293.31	6,500.00	4,206.69-	0.00
	ACQUIRED 07-08-99				
SHARES:	SOLD 03-05-02	3,439.98	9,727.50	6,287.52-	0.00
	ACQUIRED 07-09-99				
OVERTURE SVCS INC COM STOCK					
SHARES:	SOLD 03-05-02	61,299.15	46,108.80	15,190.35	0.00
	ACQUIRED 06-18-99				
PEETS COFFEE & TEA INC COM					

1354

The Northern Trust Company
 50 South LaSalle Street, Chicago, Illinois 60675
 (312) 630-6000

03015 ACCOUNT NO. 26-01679
 THE LYNDE AND HARRY BRADLEY FOUNDATION
 TRUST COMPANY OF THE WEST SMALL CAP

FEDERAL SCHEDULE OF GAINS AND LOSSES
 ACCOUNT TRANSACTIONS TAXABLE DURING THE PERIOD
 01-01-02 THROUGH 12-31-02

DESCRIPTION OF PROPERTY
 DATE SOLD/
 SALES PROCEEDS
 COST BASIS
 28% RATE
 GAIN/LOSS

SHARES:	DATE SOLD/ ACQUIRED	SALES PROCEEDS	COST BASIS	28% RATE GAIN/LOSS
600 00	SOLD 03-05-02 ACQUIRED 01-25-01	9,317.86	4,800.00	0 00
1,200 00	SOLD 03-05-02 ACQUIRED 01-25-01	18,635.72	10,600 56	0.00
PERGRINE SYS INC COM				
3,200.00	SOLD 03-05-02 ACQUIRED 06-16-99	29,983 54	37,296.00	0 00
QUEST SOFTWARE INC COM ISIN US7483411034				
2,800.00	SOLD 03-05-02 ACQUIRED 08-13-99	57,763.13	55,937 24	0 00
400 00	SOLD 03-05-02 ACQUIRED 08-13-99	8,251 88	6,962.80	0.00
1,000 00	SOLD 03-05-02 ACQUIRED 08-31-99	20,629.69	18,906 25	0.00
RADIO ONE INC CL A				
5,000 00	SOLD 03-05-02 ACQUIRED 03-03-00	92,248.61	350,000.00	0.00
READ-RITE CORP COM				
257,751.39-				0.00

5551

The Northern Trust Company
 50 South LaSalle Street, Chicago, Illinois 60675
 (312) 630-6000

03015 ACCOUNT NO 26-01679
 AAB

THE LYNDE AND HARRY BRADLEY FOUNDATION
 TRUST COMPANY OF THE WEST SMALL CAP

FEDERAL SCHEDULE OF GAINS AND LOSSES
 ACCOUNT TRANSACTIONS TAXABLE DURING THE PERIOD
 01-01-02 THROUGH 12-31-02

DESCRIPTION OF PROPERTY	DATE SOLD/ ACQUIRED	SALES PROCEEDS	COST BASIS	GAIN/LOSS	28% RATE GAIN/LOSS
SHARES: 1,400 00	SOLD 03-05-02 ACQUIRED 09-25-00	4,304 93	14,696 92	10,391.99-	0.00
SELECTICA INC DEL COM					
SHARES: 800 00	SOLD 03-05-02 ACQUIRED 03-09-00	3,139.95	24,000.00	20,860 05-	0 00
SHARES: 1,000 00	SOLD 03-05-02 ACQUIRED 04-26-00	3,924 94	34,332 80	30,407 86-	0.00
SHARES: 800.00	SOLD 03-05-02 ACQUIRED 12-13-00	3,139 95	19,535.04	16,395 09-	0 00
SHARES: 700.00	SOLD 03-05-02 ACQUIRED 12-14-00	2,747 46	17,112 48	14,365.02-	0 00
SHARES: 800 00	SOLD 03-05-02 ACQUIRED 12-15-00	3,139.95	17,765 28	14,625.33-	0.00
SHARES: 700 00	SOLD 03-05-02 ACQUIRED 12-18-00	2,747.46	15,761 69	13,014.23-	0.00
SHARES: 300 00	SOLD 03-05-02 ACQUIRED 12-19-00	1,177 48	6,481.89	5,304 41-	0.00
SHARES: 400.00	SOLD 03-05-02 ACQUIRED 12-22-00	1,569.97	9,005.00	7,435 03-	0.00

1356

The Northern Trust Company
 50 South LaSalle Street, Chicago, Illinois 60675
 (312) 630-6000

03015 ACCOUNT NO. 26-01679
 AAB

THE LYNDE AND HARRY BRADLEY FOUNDATION
 TRUST COMPANY OF THE WEST SMALL CAP

FEDERAL SCHEDULE OF GAINS AND LOSSES
 ACCOUNT TRANSACTIONS TAXABLE DURING THE PERIOD
 01-01-02 THROUGH 12-31-02

28% RATE
 GAIN/LOSS

1357

DATE SOLD/ ACQUIRED	SALES PROCEEDS	COST BASIS	GAIN/LOSS	28% RATE GAIN/LOSS	DESCRIPTION OF PROPERTY
03-05-02 ACQUIRED	392 50	2,237.50	1,845 00-	0 00	SHARES: 100.00
03-05-02 SOLD	1,569.98	9,160.00	7,590 02-	0.00	SHARES: 400.00
12-22-00 ACQUIRED					SELECTICA INC DEL COM
03-05-02 SOLD	1,525.98	8,602.52	7,076.54-	0.00	SHARES: 400.00
12-12-00 ACQUIRED					SHARES:
03-05-02 SOLD	381.49	2,160.63	1,779 14-	0 00	SHARES: 100 00
12-19-00 ACQUIRED					SEMTECH CORP
03-05-02 SOLD	1,525 98	8,013.76	6,487 78-	0.00	SHARES: 400.00
12-20-00 ACQUIRED					SHARES:
03-05-02 SOLD	258,515.12	29,164.22	229,350 90	0.00	SHARES: 7,400 00
08-10-98 ACQUIRED					SIEBEL SYS INC COM
03-05-02 SOLD	45,414.81	5,265 00	40,149.81	0.00	SHARES: 1,300 00
08-14-98 ACQUIRED					SHARES:
03-05-02 SOLD	335,370 97	37,984.56	297,386.41	0 00	SHARES: 9,600 00
08-26-98 ACQUIRED					SHARES:

The Northern Trust Company
 50 South LaSalle Street, Chicago, Illinois 60675
 (312) 630-6000

03015 ACCOUNT NO. 26-01679
 AAB

THE LYNDE AND HARRY BRADLEY FOUNDATION
 TRUST COMPANY OF THE WEST SMALL CAP

FEDERAL SCHEDULE OF GAINS AND LOSSES
 ACCOUNT TRANSACTIONS TAXABLE DURING THE PERIOD
 01-01-02 THROUGH 12-31-02

PAGE 114

28% RATE
 GAIN/LOSS

DATE SOLD/ ACQUIRED	SALES PROCEEDS	COST BASIS	GAIN/LOSS	28% RATE GAIN/LOSS	DESCRIPTION OF PROPERTY
03-05-02 SOLD	128,292.49	6,706.00	121,586.49	0.00	SHARES: 3,950.00
04-17-97 ACQUIRED				0.00	SHARES: 3,950.00
03-05-02 SOLD	112,052.94	7,102.17	104,950.77	0.00	SHARES: 3,450.00
04-18-97 ACQUIRED				0.00	SHARES: 3,450.00
SILICON IMAGE INC COM STK					
03-05-02 SOLD	9,944.85	17,217.39	7,272.54	0.00	SHARES: 1,500.00
10-06-99 ACQUIRED				0.00	SHARES: 1,500.00
03-05-02 SOLD	26,009.60	46,474.43	20,464.83	0.00	SHARES: 3,400.00
10-06-99 ACQUIRED				0.00	SHARES: 3,400.00
03-05-02 SOLD	3,824.94	8,145.82	4,320.88	0.00	SHARES: 500.00
10-12-99 ACQUIRED				0.00	SHARES: 500.00
03-05-02 SOLD	1,529.98	3,193.75	1,663.77	0.00	SHARES: 200.00
10-13-99 ACQUIRED				0.00	SHARES: 200.00
SONUS NETWORKS INC COM ISIN US8359161077					
03-05-02 SOLD	1,586.98	4,600.00	3,013.02	0.00	SHARES: 600.00
05-24-00 ACQUIRED				0.00	SHARES: 600.00
03-05-02 SOLD	16,663.24	90,276.69	73,613.45	0.00	SHARES: 6,300.00
05-25-00 ACQUIRED				0.00	SHARES: 6,300.00
03-05-02 SOLD	5,554.42	32,215.47	26,661.05	0.00	SHARES: 2,100.00
05-26-00 ACQUIRED				0.00	SHARES: 2,100.00

1358

The Northern Trust Company
 50 South LaSalle Street, Chicago, Illinois 60675
 (312) 630-6000

03015 ACCOUNT NO 26-01679 THE LYNDE AND HARRY BRADLEY FOUNDATION TRUST COMPANY OF THE WEST SMALL CAP

FEDERAL SCHEDULE OF GAINS AND LOSSES
 ACCOUNT TRANSACTIONS TAXABLE DURING THE PERIOD
 01-01-02 THROUGH 12-31-02

DATE SOLD/ ACQUIRED	SALES PROCEEDS	COST BASIS	GAIN/LOSS	28% RATE GAIN/LOSS	DESCRIPTION OF PROPERTY
03-05-02 SOLD	7,141 39	60,261 30	53,119.91-	0 00	SHARES: 2,700.00
05-30-00 ACQUIRED					
03-05-02 SOLD	2,380.46	20,853.99	18,473.53-	0.00	SHARES: 900.00
06-02-00 ACQUIRED					
03-05-02 SOLD	3,967.44	39,406.25	35,438.81-	0.00	SHARES: 1,500.00
06-05-00 ACQUIRED					
03-05-02 SOLD	19,881.20	18,769.87	1,111.33	0.00	SHARES: 1,700.00
07-24-00 ACQUIRED					
03-05-02 SOLD	7,016.89	6,648.00	368.89	0 00	SHARES: 600.00
07-28-00 ACQUIRED					
03-05-02 SOLD	1,169.49	898.83	270.66	0 00	SHARES: 100.00
08-15-00 ACQUIRED					
03-05-02 SOLD	3,508.44	2,681.25	827.19	0 00	SHARES: 300.00
08-17-00 ACQUIRED					
03-05-02 SOLD	1,169.49	925.00	244.49	0.00	SHARES: 100.00
08-22-00 ACQUIRED					
03-05-02 SOLD	11,694.82	9,650.70	2,044.12	0.00	SHARES: 1,000.00
08-24-00 ACQUIRED					

SPANISH BROADCASTING SYS INC CL A COMMON STOCK

1355

The Northern Trust Company
 50 South LaSalle Street, Chicago, Illinois 60675
 (312) 630-6000

03015 ACCOUNT NO. 26-01679
 AAB

THE LYNDE AND HARRY BRADLEY FOUNDATION
 TRUST COMPANY OF THE WEST SMALL CAP

FEDERAL SCHEDULE OF GAINS AND LOSSES
 ACCOUNT TRANSACTIONS TAXABLE DURING THE PERIOD
 01-01-02 THROUGH 12-31-02

DATE SOLD/ ACQUIRED	SALES PROCEEDS	COST BASIS	GAIN/LOSS	28% RATE GAIN/LOSS	DESCRIPTION OF PROPERTY
03-05-02 SOLD	3,508 45	3,000 00	508.45	0 00	SHARES: 300 00 SOLD 03-05-02 ACQUIRED 08-25-00
03-05-02 SOLD	1,169.48	1,006 13	163 35	0.00	SHARES: 100.00 SOLD 03-05-02 ACQUIRED 09-01-00
03-05-02 SOLD	14,033 79	12,000.00	2,033 79	0.00	SHARES: 1,200 00 SOLD 03-05-02 ACQUIRED 09-06-00
03-05-02 SOLD	5,847.41	5,000.00	847.41	0.00	SHARES: 500.00 SOLD 03-05-02 ACQUIRED 10-12-00
03-05-02 SOLD	9,355 85	7,900.00	1,455 85	0.00	SHARES: 800.00 SOLD 03-05-02 ACQUIRED 10-17-00
VERISIGN INC COM					
03-05-02 SOLD	233,227.40	45,400.32	187,827 08	0.00	SHARES: 7,900 00 SOLD 03-05-02 ACQUIRED 01-30-98
VERTEX PHARMACEUTICALS INC COM					
03-05-02 SOLD	22,448 76	47,621 90	25,173.14-	0 00	SHARES: 1,000 00 SOLD 03-05-02 ACQUIRED 01-09-01
03-05-02 SOLD	4,489.75	10,037 50	5,547 75-	0.00	SHARES: 200 00 SOLD 03-05-02 ACQUIRED 01-10-01
WESTWOOD ONE INC COM					

1360

The Northern Trust Company
 50 South LaSalle Street, Chicago, Illinois 60675
 (312) 630-6000

03015 ACCOUNT NO. 26-01679
 SS870 AAB

THE LYNDE AND HARRY BRADLEY FOUNDATION
 TRUST COMPANY OF THE WEST SMALL CAP

FEDERAL SCHEDULE OF GAINS AND LOSSES
 ACCOUNT TRANSACTIONS TAXABLE DURING THE PERIOD
 01-01-02 THROUGH 12-31-02

DESCRIPTION OF PROPERTY	DATE SOLD/ ACQUIRED	SALES PROCEEDS	COST BASIS	GAIN/LOSS	28% RATE GAIN/LOSS
ACCREDITO HEALTH INC COM SHARES:	SOLD 03-06-02 ACQUIRED 12-23-94	47,618.28	25,046.28	22,572.00	0.00
CHECKFREE CORP NEW COM SHARES:	SOLD 03-06-02 ACQUIRED 09-10-99	4,498.43	11,387.10	6,888.67-	0.00
CHECKFREE CORP NEW COM SHARES:	SOLD 03-06-02 ACQUIRED 09-09-99	10,615.34	24,675.00	14,059.66-	0.00
CONSECO INC , COMMON STOCK SHARES:	SOLD 03-06-02 ACQUIRED 09-10-99	19,714.20	49,344.10	29,629.90-	0.00
CONSECO INC , COMMON STOCK SHARES:	SOLD 03-06-02 ACQUIRED 11-13-00	64,434.97	131,138.96	66,703.99-	0.00
SHARES:	SOLD 03-06-02 ACQUIRED 11-14-00	16,006.14	34,981.83	18,975.69-	0.00
50,942.89	6,131.25	57,074.14	6,131.25	50,942.89	0.00

The Northern Trust Company
 50 South LaSalle Street, Chicago, Illinois 60675
 (312) 630-6000

03015 ACCOUNT NO. 26-01679
 AAB

THE LYNDE AND HARRY BRADLEY FOUNDATION
 TRUST COMPANY OF THE WEST SMALL CAP

FEDERAL SCHEDULE OF GAINS AND LOSSES
 ACCOUNT TRANSACTIONS TAXABLE DURING THE PERIOD
 01-01-02 THROUGH 12-31-02

DATE SOLD/ ACQUIRED	SALES PROCEEDS	COST BASIS	GAIN/LOSS	28% RATE GAIN/LOSS	DESCRIPTION OF PROPERTY
03-06-02 SOLD 11-14-00 ACQUIRED	40,220.55	89,121.20	48,900.65-	0.00	SHARES: 9,800.00
03-06-02 SOLD 11-16-00 ACQUIRED	19,699.86	40,940.64	21,240.78-	0.00	SHARES: 4,800.00
03-06-02 SOLD 11-17-00 ACQUIRED	6,977.03	14,292.07	7,315.04-	0.00	SHARES: 1,700.00
03-06-02 SOLD 11-27-00 ACQUIRED	11,081.18	20,047.50	8,966.32-	0.00	SHARES: 2,700.00
03-06-02 SOLD 12-05-00 ACQUIRED	9,029.10	18,118.10	9,089.00-	0.00	SHARES: 2,200.00
03-06-02 SOLD 12-06-00 ACQUIRED	13,954.07	30,160.38	16,206.31-	0.00	SHARES: 3,400.00
03-06-02 SOLD 12-11-00 ACQUIRED	4,924.96	11,341.68	6,416.72-	0.00	SHARES: 1,200.00
03-06-02 SOLD 12-11-00 ACQUIRED	15,595.73	35,038.66	19,442.93-	0.00	SHARES: 3,800.00
03-06-02 SOLD 02-23-99 ACQUIRED	28,939.07	10,817.10	18,121.97	0.00	SHARES: 900.00

CORPORATE EXECUTIVE BRD CO COMMON
 STOCK

1362-2931

The Northern Trust Company
 50 South LaSalle Street, Chicago, Illinois 60675
 (312) 630-6000

03015 ACCOUNT NO. 26-01679
 SS870 AAB

THE LYNDE AND HARRY BRADLEY FOUNDATION
 TRUST COMPANY OF THE WEST SMALL CAP

FEDERAL SCHEDULE OF GAINS AND LOSSES
 ACCOUNT TRANSACTIONS TAXABLE DURING THE PERIOD
 01-01-02 THROUGH 12-31-02

PAGE 119

28% RATE
 GAIN/LOSS

0.00

0.00

0.00

0.00

0.00

0.00

0.00

0.00

GAIN/LOSS

17,282.52-

1,601.86

2,423.13

85,797.66

13,198.76

11,755.71

11,912.71

3,970.90

COST
 BASIS

18,875.00

3,596.06

5,373.75

61,590.87

8,216.67

7,537.00

7,380.00

2,460.00

SALES
 PROCEEDS

1,592.48

5,197.92

7,796.88

147,388.53

21,415.43

19,292.71

19,292.71

6,430.90

DATE SOLD/
 ACQUIRED

03-06-02 SOLD
 09-15-00 ACQUIRED

03-06-02 SOLD
 07-06-99 ACQUIRED

03-06-02 SOLD
 07-02-99 ACQUIRED

03-06-02 SOLD
 01-21-98 ACQUIRED

03-06-02 SOLD
 07-17-97 ACQUIRED

03-06-02 SOLD
 03-05-99 ACQUIRED

03-06-02 SOLD
 03-01-99 ACQUIRED

03-06-02 SOLD
 03-01-99 ACQUIRED

SHARES: 500.00

SHARES: 200.00

SHARES: 300.00

SHARES: 5,850.00

SHARES: 850.00

SHARES: 600.00

SHARES: 600.00

SHARES: 200.00

DESCRIPTION OF PROPERTY

COX RADIO INC CL A

DIGITALTHINK INC COM STK ISIN#
 US25388M1009

1363

The Northern Trust Company
 50 South LaSalle Street, Chicago, Illinois 60675
 (312) 630-6000

03015 ACCOUNT NO 26-01679

THE LYNDE AND HARRY BRADLEY FOUNDATION
 TRUST COMPANY OF THE WEST SMALL CAP

FEDERAL SCHEDULE OF GAINS AND LOSSES
 ACCOUNT TRANSACTIONS TAXABLE DURING THE PERIOD
 01-01-02 THROUGH 12-31-02

28% RATE
 GAIN/LOSS

DATE SOLD/ ACQUIRED	SALES PROCEEDS	COST BASIS	GAIN/LOSS	28% RATE GAIN/LOSS	DESCRIPTION OF PROPERTY
03-06-02 SOLD	1,273.98	14,800.00	13,526.02-	0.00	SHARES: 400.00
03-06-02 SOLD	3,503.44	40,528.18	37,024.74-	0.00	SHARES: 1,100.00
03-06-02 SOLD	4,777.43	57,187.50	52,410.07-	0.00	SHARES: 1,500.00
03-06-02 SOLD	4,140.44	44,793.19	40,652.75-	0.00	SHARES: 1,300.00
03-06-02 SOLD	4,458.93	46,672.50	42,213.57-	0.00	SHARES: 1,400.00
03-06-02 SOLD	4,777.43	51,403.20	46,625.77-	0.00	SHARES: 1,500.00
03-06-02 SOLD	2,547.96	27,184.24	24,636.28-	0.00	SHARES: 800.00
03-06-02 SOLD	1,592.47	16,953.15	15,360.68-	0.00	SHARES: 500.00
03-06-02 SOLD	14,969.28	94,587.50	79,618.22-	0.00	SHARES: 4,700.00
03-06-02 SOLD	1,910.97	9,622.26	7,711.29-	0.00	SHARES: 600.00

1361

The Northern Trust Company
 50 South LaSalle Street, Chicago, Illinois 60675
 (312) 630-6000

05015 ACCOUNT NO. 26-01679
 SS870 AAB

THE LYNDE AND HARRY BRADLEY FOUNDATION
 TRUST COMPANY OF THE WEST SMALL CAP

FEDERAL SCHEDULE OF GAINS AND LOSSES
 ACCOUNT TRANSACTIONS TAXABLE DURING THE PERIOD
 01-01-02 THROUGH 12-31-02

PAGE 121

DATE SOLD/ ACQUIRED	SALES PROCEEDS	COST BASIS	GAIN/LOSS	28% RATE GAIN/LOSS	DESCRIPTION OF PROPERTY
03-06-02 SOLD 11-28-00 ACQUIRED	955.48	4,338.75	3,383.27-	0.00	SHARES: 300.00
03-06-02 SOLD 11-29-00 ACQUIRED	318.50	1,152.50	834.00-	0.00	SHARES: 100.00
03-06-02 SOLD 11-30-00 ACQUIRED	955.49	3,282.69	2,327.20-	0.00	SHARES: 300.00
03-06-02 SOLD 10-13-98 ACQUIRED	40,746.38	3,500.00	37,246.38	0.00	SHARES: 700.00 EBAY INC COM
03-06-02 SOLD 09-08-97 ACQUIRED	27,865.08	7,636.88	20,228.20	0.00	SHARES: 1,300.00 GEMSTAR-TV GUIDE INTL INC COM
03-06-02 SOLD 11-17-97 ACQUIRED	62,160.56	17,025.03	45,135.53	0.00	SHARES: 2,900.00 LIMENS N THINGS INC COM
03-06-02 SOLD 08-19-99 ACQUIRED	51,470.22	69,023.52	17,553.30-	0.00	SHARES: 1,800.00
03-06-02 SOLD 08-24-99 ACQUIRED	97,221.54	129,678.04	32,456.50-	0.00	SHARES: 3,400.00

5921

The Northern Trust Company
 50 South LaSalle Street, Chicago, Illinois 60675
 (312) 630-6000

THE LYNDE AND HARRY BRADLEY FOUNDATION
 TRUST COMPANY OF THE WEST SMALL CAP

03015 ACCOUNT NO 26-01679
 SS870 AAB

FEDERAL SCHEDULE OF GAINS AND LOSSES
 ACCOUNT TRANSACTIONS TAXABLE DURING THE PERIOD
 01-01-02 THROUGH 12-31-02

PAGE 122

DATE SOLD/ ACQUIRED SALES PROCEEDS COST BASIS GAIN/LOSS 28% RATE GAIN/LOSS

DESCRIPTION OF PROPERTY	DATE SOLD/ ACQUIRED	SALES PROCEEDS	COST BASIS	GAIN/LOSS	28% RATE GAIN/LOSS
SHARES: 300 00 SOLD 03-06-02 ACQUIRED 09-21-99 LINENS N THINGS INC COM	03-06-02 09-21-99	8,578.37	11,414.43	2,836.06-	0 00
SHARES: 100 00 SOLD 03-06-02 ACQUIRED 08-19-99 MANUISTICS GROUP INC COM	03-06-02 08-19-99	2,814.96	3,834.64	1,019.68-	0.00
SHARES: 1,900.00 SOLD 03-06-02 ACQUIRED 08-20-99 SHARES: 1,500 00 SOLD 03-06-02 ACQUIRED 10-17-00	03-06-02 08-20-99	53,484.19	73,043.41	19,559.22-	0.00
SHARES: 4,200.00 SOLD 03-06-02 ACQUIRED 10-17-00 SHARES: 1,500 00 SOLD 03-06-02 ACQUIRED 10-19-00	03-06-02 10-17-00	72,196.91	151,818.45	79,621.54-	0.00
US58446K1051 MEDIACOM COMMUNICATIONS CORP CL A ISIN	03-06-02 06-30-00	1,594.47	1,565.50	28.97	0.00
SHARES: 100.00 SOLD 03-06-02 ACQUIRED 06-30-00 MERCURY INTERACTIVE CORP COM	03-06-02 10-13-98	102,854.95	20,017.12	82,837.83	0.00

1366

The Northern Trust Company
 50 South LaSalle Street, Chicago, Illinois 60675
 (312) 630-6000

03015 ACCOUNT NO 26-01679 THE LYNDE AND HARRY BRADLEY FOUNDATION TRUST COMPANY OF THE WEST SMALL CAP

FEDERAL SCHEDULE OF GAINS AND LOSSES
 ACCOUNT TRANSACTIONS TAXABLE DURING THE PERIOD
 01-01-02 THROUGH 12-31-02

DESCRIPTION OF PROPERTY	DATE SOLD/ ACQUIRED	SALES PROCEEDS	COST BASIS	GAIN/LOSS	28% RATE GAIN/LOSS
SHARES: 2,000.00	03-06-02 SOLD 10-14-98 ACQUIRED	76,188.86	14,250.00	61,938.86	0.00
SHARES: 2,400.00	03-06-02 SOLD 10-15-98 ACQUIRED	91,426.62	17,325.00	74,101.62	0.00
OAKLEY INC COM					
SHARES: 1,800.00	03-06-02 SOLD 09-12-00 ACQUIRED	28,313.57	32,580.18	4,266.61-	0.00
OVERTURE SVCS INC COM STOCK					
SHARES: 100.00	03-06-02 SOLD 06-18-99 ACQUIRED	3,375.45	2,561.68	813.77	0.00
SHARES: 600.00	03-06-02 SOLD 06-18-99 ACQUIRED	20,252.69	9,000.00	11,252.69	0.00
SHARES: 1,400.00	03-06-02 SOLD 06-18-99 ACQUIRED	47,256.29	21,000.00	26,256.29	0.00
SHARES: 900.00	03-06-02 SOLD 06-21-99 ACQUIRED	30,379.05	20,157.21	10,221.84	0.00
SHARES: 2,000.00	03-06-02 SOLD 06-21-99 ACQUIRED	67,508.98	44,793.80	22,715.18	0.00
SHARES: 800.00	03-06-02 SOLD 06-22-99 ACQUIRED	27,003.59	18,778.24	8,225.35	0.00

The Northern Trust Company
 50 South LaSalle Street, Chicago, Illinois 60675
 (312) 630-6000

03015 ACCOUNT NO. 26-01679
 AAB

THE LYNDE AND HARRY BRADLEY FOUNDATION
 TRUST COMPANY OF THE WEST SMALL CAP

FEDERAL SCHEDULE OF GAINS AND LOSSES
 ACCOUNT TRANSACTIONS TAXABLE DURING THE PERIOD
 01-01-02 THROUGH 12-31-02

DESCRIPTION OF PROPERTY DATE SOLD/ACQUIRED SALES PROCEEDS COST BASIS GAIN/LOSS 28% RATE GAIN/LOSS

PEETS COFFEE & TEA INC COM SOLD 03-06-02 60,758.09 42,251.04 18,507.05 0.00
 SHARES: 1,800.00 ACQUIRED 06-22-99

QUEST SOFTWARE INC COM ISIN US74834T1034 SOLD 03-06-02 141,796.87 75,200.00 66,596.87 0.00
 SHARES: 9,400.00 ACQUIRED 01-25-01

SHARES: 3,600.00 SOLD 03-06-02 73,348.90 55,134.20 18,214.70 0.00
 SHARES: 3,000.00 ACQUIRED 08-13-99

SHARES: 400.00 SOLD 03-06-02 8,149.87 6,962.00 1,187.87 0.00
 SHARES: 3,000.00 ACQUIRED 08-13-99

SHARES: 1,600.00 SOLD 03-06-02 32,599.51 28,014.40 4,585.11 0.00
 SHARES: 3,000.00 ACQUIRED 08-19-99

SHARES: 300.00 SOLD 03-06-02 5,621.91 21,000.00 15,378.09 0.00
 ACQUIRED 03-03-00

RADIO ONE INC CL A
 RADIO ONE INC CL A

1368

The Northern Trust Company
 50 South LaSalle Street, Chicago, Illinois 60675
 (312) 630-6000

03015 ACCOUNT NO. 26-01679
 AAB

THE LYNDE AND HARRY BRADLEY FOUNDATION
 TRUST COMPANY OF THE WEST SMALL CAP

FEDERAL SCHEDULE OF GAINS AND LOSSES
 ACCOUNT TRANSACTIONS TAXABLE DURING THE PERIOD
 01-01-02 THROUGH 12-31-02

PAGE 125

DATE SOLD/ ACQUIRED	SALES PROCEEDS	COST BASIS	GAIN/LOSS	28% RATE GAIN/LOSS	DESCRIPTION OF PROPERTY
03-06-02 SOLD	1,877 97	3,662 60	1,784 63-	0 00	SHARES; 100.00
03-06-02 ACQUIRED					03-06-02 ACQUIRED 05-12-99
03-06-02 SOLD	3,755.94	8,291.80	4,535.86-	0.00	SHARES; 200.00
03-06-02 ACQUIRED					03-06-02 ACQUIRED 05-13-99
03-06-02 SOLD	13,145 81	29,021.30	15,875.49-	0.00	SHARES; 700.00
03-06-02 ACQUIRED					03-06-02 ACQUIRED 05-13-99
03-06-02 SOLD	13,145.80	29,137.50	15,991 70-	0.00	SHARES; 700.00
03-06-02 ACQUIRED					03-06-02 ACQUIRED 09-10-99
03-06-02 SOLD	1,877.97	4,350.00	2,472.03-	0 00	SHARES; 100.00
03-06-02 ACQUIRED					03-06-02 ACQUIRED 09-16-99
03-06-02 SOLD	9,389.86	21,687 50	12,297 64-	0.00	SHARES; 500.00
03-06-02 ACQUIRED					03-06-02 ACQUIRED 09-20-99
03-06-02 SOLD	1,877.97	4,225.00	2,347.03-	0.00	SHARES; 100.00
03-06-02 ACQUIRED					03-06-02 ACQUIRED 09-21-99
03-06-02 SOLD	3,755 94	8,437 50	4,681 56-	0.00	SHARES; 200.00
03-06-02 ACQUIRED					03-06-02 ACQUIRED 09-22-99
03-06-02 SOLD	3,755.94	8,387.50	4,631.56-	0 00	SHARES; 200.00
03-06-02 ACQUIRED					03-06-02 ACQUIRED 09-23-99
03-06-02 SOLD	5,633 92	12,300 00	6,666 08-	0.00	SHARES; 300 00
03-06-02 ACQUIRED					03-06-02 ACQUIRED 09-24-99

1369

The Northern Trust Company

50 South LaSalle Street, Chicago, Illinois 60675
(312) 630-6000

03015 ACCOUNT NO. 26-01679
SS870 AAB

THE LYNDE AND HARRY BRADLEY FOUNDATION
TRUST COMPANY OF THE WEST SMALL CAP

FEDERAL SCHEDULE OF GAINS AND LOSSES
ACCOUNT TRANSACTIONS TAXABLE DURING THE PERIOD
01-01-02 THROUGH 12-31-02

PAGE
126

<u>DESCRIPTION OF PROPERTY</u>			<u>DATE SOLD/ ACQUIRED</u>	<u>SALES PROCEEDS</u>	<u>COST BASIS</u>	<u>GAIN/LOSS</u>	<u>28% RATE GAIN/LOSS</u>
SHARES:	500 00	SOLD	03-06-02	9,389.86	29,625.00	20,235.14-	0 00
		ACQUIRED	11-12-99				
SHARES:	400.00	SOLD	03-06-02	7,511.89	28,000 00	20,488.11-	0 00
		ACQUIRED	03-03-00				
RETEK INC COM STK							
SHARES:	1,243.04	SOLD	03-06-02	30,516.17	8,896.50	21,619.67	0.00
		ACQUIRED	07-05-95				
SHARES:	3,512.07	SOLD	03-06-02	86,220.03	24,785.33	61,434 70	0.00
		ACQUIRED	07-05-95				
SHARES:	870.13	SOLD	03-06-02	21,361 37	18,578.86	2,782.51	0.00
		ACQUIRED	01-30-98				
SHARES:	994 43	SOLD	03-06-02	24,412 89	21,633.76	2,779 13	0.00
		ACQUIRED	06-16-98				
SHARES:	4,350 63	SOLD	03-06-02	106,806.36	67,519 37	39,286.99	0.00
		ACQUIRED	03-19-99				
SHARES:	870.13	SOLD	03-06-02	21,361 37	13,271 43	8,089.94	0 00
		ACQUIRED	03-22-99				
SHARES:	372.91	SOLD	03-06-02	9,154.80	5,657.46	3,497.34	0.00
		ACQUIRED	03-23-99				

1370

The Northern Trust Company
 50 South LaSalle Street, Chicago, Illinois 60675
 (312) 630-6000

03015 ACCOUNT NO 26-01679 THE LYNDE AND HARRY BRADLEY FOUNDATION
 AAB TRUST COMPANY OF THE WEST SMALL CAP

FEDERAL SCHEDULE OF GAINS AND LOSSES
 ACCOUNT TRANSACTIONS TAXABLE DURING THE PERIOD
 01-01-02 THROUGH 12-31-02

DESCRIPTION OF PROPERTY	DATE SOLD/ ACQUIRED	SALES PROCEEDS	COST BASIS	GAIN/LOSS	28% RATE GAIN/LOSS
SHARES:	SOLD 03-06-02	18,309.60	11,378.88	6,930.72	0.00
SHARES:	ACQUIRED 03-24-99				
SHARES:	SOLD 03-06-02	15,258.09	10,858.32	4,399.77	0.00
SHARES:	ACQUIRED 03-25-99				
SHARES:	SOLD 03-06-02	67,135.39	47,776.59	19,358.80	0.00
SHARES:	ACQUIRED 03-25-99				
SHARES:	SOLD 03-06-02	18,309.60	14,317.34	3,992.26	0.00
SHARES:	ACQUIRED 03-26-99				
SHARES:	SOLD 03-06-02	88,496.76	69,200.47	19,296.29	0.00
SHARES:	ACQUIRED 03-26-99				
SHARES:	SOLD 03-06-02	9,154.80	7,621.33	1,533.47	0.00
SHARES:	ACQUIRED 03-26-99				
SHARES:	SOLD 03-06-02	45,774.26	38,106.67	7,667.59	0.00
SHARES:	ACQUIRED 03-26-99				
SHARES:	SOLD 03-06-02	3,051.52	2,530.56	520.96	0.00
SHARES:	ACQUIRED 03-30-99				
SHARES:	SOLD 03-06-02	3,051.52	2,530.56	520.96	0.00
SHARES:	ACQUIRED 03-30-99				
SHARES:	SOLD 03-06-02	36,619.45	32,811.72	3,807.73	0.00
SHARES:	ACQUIRED 03-31-99				

The Northern Trust Company
 50 South LaSalle Street, Chicago, Illinois 60675
 (312) 630-6000

THE LYNDE AND HARRY BRADLEY FOUNDATION
 TRUST COMPANY OF THE WEST SMALL CAP

03015 ACCOUNT NO. 26-01679
 AAB

SS870

FEDERAL SCHEDULE OF GAINS AND LOSSES
 ACCOUNT TRANSACTIONS TAXABLE DURING THE PERIOD
 01-01-02 THROUGH 12-31-02

28% RATE
 GAIN/LOSS

DATE SOLD/ ACQUIRED	SALES PROCEEDS	COST BASIS	GAIN/LOSS	28% RATE GAIN/LOSS	DESCRIPTION OF PROPERTY
03-06-02 SOLD	21,561.37	19,550.85	1,810.52	0.00	SHARES: 870.13
03-06-02 SOLD	6,103.29	5,807.75	295.54	0.00	SHARES: 248.61
03-06-02 SOLD	18,509.60	13,696.91	4,812.69	0.00	SHARES: 745.82
03-06-02 SOLD	21,361.37	16,765.95	4,595.42	0.00	SHARES: 870.13
03-06-02 SOLD	21,361.37	17,942.26	3,419.11	0.00	SHARES: 870.13
03-06-02 SOLD	27,464.41	23,605.97	3,858.44	0.00	SHARES: 1,118.73
03-06-02 SOLD	33,567.69	33,318.58	249.11	0.00	SHARES: 1,367.34
03-06-02 SOLD	12,206.57	11,150.28	1,056.29	0.00	SHARES: 497.22
03-06-02 SOLD	12,206.57	11,446.83	759.74	0.00	SHARES: 497.22
03-06-02 SOLD	36,824.44	22,500.00	14,324.44	0.00	SHARES: 1,500.00

1372

The Northern Trust Company
 50 South LaSalle Street, Chicago, Illinois 60675
 (312) 630-6000

THE LYNDE AND HARRY BRADLEY FOUNDATION
 TRUST COMPANY OF THE WEST SMALL CAP

FEDERAL SCHEDULE OF GAINS AND LOSSES
 ACCOUNT TRANSACTIONS TAXABLE DURING THE PERIOD
 01-01-02 THROUGH 12-31-02

PAGE 129

28% RATE
 GAIN/LOSS

1373

DATE SOLD/ ACQUIRED	SALES PROCEEDS	COST BASIS	GAIN/LOSS	28% RATE GAIN/LOSS	DESCRIPTION OF PROPERTY
03-06-02 SOLD	127,658.08	170,518.40	42,860.32-	0.00	SHARES: 5,200.00 SIEBEL SYS INC COM
11-18-99 ACQUIRED					SHARES: 76.96 SIEBEL SYS INC COM
03-06-02 SOLD	1,889.34	2,924.48	1,035.14-	0.00	SHARES: 1,200.00 SIEBEL SYS INC COM
11-19-99 ACQUIRED					SHARES: 2,900.00 SIEBEL SYS INC COM
03-06-02 SOLD	94,791.16	4,923.39	89,867.77	0.00	SHARES: 6,500.00 SIEBEL SYS INC COM
04-17-97 ACQUIRED					SHARES: 2,000.00 SILICON IMAGE INC COM STK
03-06-02 SOLD	214,074.28	11,035.18	203,039.10	0.00	SHARES: 6,500.00 TIBCO SOFTWARE INC COM
04-17-97 ACQUIRED					SHARES: 2,000.00 TIBCO SOFTWARE INC COM
03-06-02 SOLD	16,699.75	12,000.00	4,699.75	0.00	SHARES: 6,500.00 TIBCO SOFTWARE INC COM
10-05-99 ACQUIRED					SHARES: 7,000.00 TIBCO SOFTWARE INC COM
03-06-02 SOLD	54,274.18	86,086.94	31,812.76-	0.00	SHARES: 2,000.00 TIBCO SOFTWARE INC COM
10-06-99 ACQUIRED					SHARES: 2,000.00 TIBCO SOFTWARE INC COM
03-06-02 SOLD	58,449.12	89,687.50	31,238.38-	0.00	SHARES: 2,000.00 TIBCO SOFTWARE INC COM
10-06-99 ACQUIRED					

The Northern Trust Company
 50 South LaSalle Street, Chicago, Illinois 60675
 (312) 630-6000

03015 ACCOUNT NO. 26-01679

THE LYNDE AND HARRY BRADLEY FOUNDATION
 TRUST COMPANY OF THE WEST SMALL CAP

FEDERAL SCHEDULE OF GAINS AND LOSSES
 ACCOUNT TRANSACTIONS TAXABLE DURING THE PERIOD
 01-01-02 THROUGH 12-31-02

28% RATE
 GAIN/LOSS

1374

DATE SOLD/ ACQUIRED	SALES PROCEEDS	COST BASIS	GAIN/LOSS	28% RATE GAIN/LOSS	DESCRIPTION OF PROPERTY
03-06-02 SOLD	116,974 24	111,247.36	5,726.88	0 00	SHARES: 9,600.00
07-14-99 ACQUIRED				0 00	SHARES: 3,300 00
03-06-02 SOLD	40,209.90	39,032.29	1,177.61	0 00	SHARES: 300.00
07-14-99 ACQUIRED				0.00	SHARES: 3,900.00
03-06-02 SOLD	48,027.77	19,500.00	28,527.77	0 00	SHARES: 2,700.00
07-13-99 ACQUIRED				0.00	SHARES: 300.00
03-07-02 SOLD	3,161.20	8,072.55	4,911 35-	0 00	SHARES: 200 00
08-10-00 ACQUIRED				0.00	SHARES: 100.00
03-07-02 SOLD	2,107 47	4,995 00	2,887 53-	0.00	SHARES: 300.00
08-16-00 ACQUIRED				0.00	SHARES: 100.00
03-07-02 SOLD	1,053 73	2,500.00	1,446.27-	0.00	SHARES: 300.00
08-17-00 ACQUIRED				0.00	SHARES: 2,700.00
TIBCO SOFTWARE INC COM					
ARENA PHARMACEUTICALS INC COM ISIN					
ADVANCED FIBRE COMMUNICATIONS INC COM					

The Northern Trust Company
 50 South LaSalle Street, Chicago, Illinois 60675
 (312) 630-6000

THE LYNDE AND HARRY BRADLEY FOUNDATION
 TRUST COMPANY OF THE WEST SMALL CAP

05015 ACCOUNT NO 26-01679
 AAB

FEDERAL SCHEDULE OF GAINS AND LOSSES
 ACCOUNT TRANSACTIONS TAXABLE DURING THE PERIOD
 01-01-02 THROUGH 12-31-02

28% RATE
 GAIN/LOSS

DATE SOLD/ ACQUIRED	SALES PROCEEDS	COST BASIS	GAIN/LOSS	28% RATE GAIN/LOSS	DESCRIPTION OF PROPERTY
03-07-02 SOLD	29,885.63	34,542.40	4,656.77-	0.00	SHARES: 1,600 00
01-26-01 ACQUIRED					ALKERMES INC COM
03-07-02 SOLD	1,867.85	2,073.28	205.43-	0.00	SHARES: 100.00
01-29-01 ACQUIRED					ALKERMES INC COM
03-07-02 SOLD	100,864.00	132,467.94	31,603.94-	0.00	SHARES: 5,400 00
01-31-01 ACQUIRED					ALKERMES INC COM
03-07-02 SOLD	43,895.34	23,135.19	20,760.15	0.00	SHARES: 1,600.00
02-11-99 ACQUIRED					ALKERMES INC COM
03-07-02 SOLD	26,062.86	13,151.56	12,911.30	0.00	SHARES: 950.00
02-12-99 ACQUIRED					ALKERMES INC COM
03-07-02 SOLD	21,947.67	11,418.64	10,529.03	0.00	SHARES: 800.00
03-07-02 SOLD	198,900.76	108,296.87	90,603.89	0.00	SHARES: 7,250.00
03-10-99 ACQUIRED					CALIFORNIA PIZZA KITCHEN INC COM ISIN US13054D1090
03-07-02 SOLD	14,210.35	18,156.25	3,945.90-	0.00	SHARES: 700 00
02-06-01 ACQUIRED					CHECKFREE CORP NEW COM

The Northern Trust Company
 50 South LaSalle Street, Chicago, Illinois 60675
 (312) 630-6000

03015 ACCOUNT NO. 26-01679
 AAB

THE LYNDE AND HARRY BRADLEY FOUNDATION
 TRUST COMPANY OF THE WEST SMALL CAP

FEDERAL SCHEDULE OF GAINS AND LOSSES
 ACCOUNT TRANSACTIONS TAXABLE DURING THE PERIOD
 01-01-02 THROUGH 12-31-02

PAGE 132

28% RATE
 GAIN/LOSS

DESCRIPTION OF PROPERTY	DATE SOLD/ ACQUIRED	SALES PROCEEDS	COST BASIS	GAIN/LOSS	28% RATE GAIN/LOSS
SHARES: 1,000 00 CORPORATE EXECUTIVE BRD CO COMMON STOCK	03-07-02 SOLD 09-09-99 ACQUIRED	15,300.77	35,250 00	19,949.23-	0 00
SHARES: 3,900 00 CORPORATE EXECUTIVE BRD CO COMMON STOCK	03-07-02 SOLD 02-23-99 ACQUIRED	126,767.60	46,871 79	79,895 81	0 00
SHARES: 6,900.00 CORPORATE EXECUTIVE BRD CO COMMON STOCK	03-07-02 SOLD 02-23-99 ACQUIRED	224,281.13	82,924.20	141,356.93	0 00
SHARES: 1,400.00 GEMSTAR-TV GUIDE INTL INC COM	03-07-02 SOLD 02-23-99 ACQUIRED	45,793.31	16,825 20	28,968 11	0 00
SHARES: 1,600 00 MICREL INC COM	03-07-02 SOLD 11-17-97 ACQUIRED	33,922.05	9,393.12	24,528 93	0 00
SHARES: 100 00 OAKLEY INC COM	03-07-02 SOLD 10-13-98 ACQUIRED	2,456.96	721.10	1,735.86	0 00

1376

The Northern Trust Company

50 South LaSalle Street, Chicago, Illinois 60675
(312) 630-6000

03015 ACCOUNT NO. 26-01679
SS870 AAB

THE LYNDE AND HARRY BRADLEY FOUNDATION
TRUST COMPANY OF THE WEST SMALL CAP

FEDERAL SCHEDULE OF GAINS AND LOSSES
ACCOUNT TRANSACTIONS TAXABLE DURING THE PERIOD
01-01-02 THROUGH 12-31-02

PAGE
134

<u>DESCRIPTION OF PROPERTY</u>			<u>DATE SOLD/ ACQUIRED</u>	<u>SALES PROCEEDS</u>	<u>COST BASIS</u>	<u>GAIN/LOSS</u>	<u>28% RATE GAIN/LOSS</u>
SHARES:	900.00	SOLD	03-08-02	29,155.06	8,550.00	20,605.06	0.00
		ACQUIRED	02-22-99				
SHARES:	4,300.00	SOLD	03-08-02	139,296.41	51,674.52	87,621.89	0.00
		ACQUIRED	02-23-99				
CORPORATE EXECUTIVE BRD CO COMMON STOCK							
SHARES:	400.00	SOLD	03-08-02	13,116.32	3,800.00	9,316.32	0.00
		ACQUIRED	02-22-99				
DIGITALTHINK INC COM STK ISIN# US25388M1009							
SHARES:	100.00	SOLD	03-08-02	295.65	1,094.23	798.58-	0.00
		ACQUIRED	11-30-00				
GEMSTAR-TV GUIDE INTL INC COM							
SHARES:	750.00	SOLD	03-08-02	15,487.27	3,275.40	12,211.87	0.00
		ACQUIRED	05-12-97				
SHARES:	5,600.00	SOLD	03-08-02	115,638.26	25,348.82	90,289.44	0.00
		ACQUIRED	05-12-97				
SHARES:	3,050.00	SOLD	03-08-02	62,981.56	13,634.26	49,347.30	0.00
		ACQUIRED	05-13-97				

1378

The Northern Trust Company
 50 South LaSalle Street, Chicago, Illinois 60675
 (312) 630-6000

03015 ACCOUNT NO. 26-01679

THE LYNDE AND HARRY BRADLEY FOUNDATION
 TRUST COMPANY OF THE WEST SMALL CAP

FEDERAL SCHEDULE OF GAINS AND LOSSES
 ACCOUNT TRANSACTIONS TAXABLE DURING THE PERIOD
 01-01-02 THROUGH 12-31-02

PAGE 136

28% RATE
 GAIN/LOSS

DESCRIPTION OF PROPERTY	DATE SOLD/ACQUIRED	SALES PROCEEDS	COST BASIS	GAIN/LOSS	28% RATE GAIN/LOSS
SHARES: LINENS N THINGS INC COM	SOLD 03-08-02	1,512.64	2,102.08	589.44-	0.00
ACQUIRED 10-11-99					
SHARES: 2,300.00	SOLD 03-08-02	69,251.96	87,510.63	18,258.67-	0.00
ACQUIRED 09-21-99					
SHARES: 600 00	SOLD 03-08-02	18,065.73	22,416.84	4,351.11-	0.00
ACQUIRED 09-22-99					
SHARES: 1,000.00	SOLD 03-08-02	30,109.55	37,419.30	7,309.75-	0.00
ACQUIRED 09-23-99					
MEDIACOM COMMUNICATIONS CORP CL A ISIN US58446K1051					
SHARES: 100 00	SOLD 03-08-02	1,611 98	1,408 33	203 65	0.00
ACQUIRED 06-28-00					
SHARES: 500.00	SOLD 03-08-02	8,059 87	7,437 50	622 37	0 00
ACQUIRED 06-29-00					
SHARES: 100.00	SOLD 03-08-02	1,611 98	1,565 50	46.48	0.00
ACQUIRED 06-30-00					
SHARES: 100.00	SOLD 03-08-02	1,611 97	1,537.50	74.47	0.00
ACQUIRED 07-03-00					

0831

The Northern Trust Company
 50 South LaSalle Street, Chicago, Illinois 60675
 (312) 630-6000

03015 ACCOUNT NO 26-01679 THE LYNDE AND HARRY BRADLEY FOUNDATION
 SS870 AAB TRUST COMPANY OF THE WEST SMALL CAP

FEDERAL SCHEDULE OF GAINS AND LOSSES
 ACCOUNT TRANSACTIONS TAXABLE DURING THE PERIOD
 01-01-02 THROUGH 12-31-02

DATE SOLD/ ACQUIRED	SALES PROCEEDS	COST BASIS	GAIN/LOSS	28% RATE GAIN/LOSS	DESCRIPTION OF PROPERTY
03-08-02 SOLD 07-05-00 ACQUIRED	4,835.93	4,515.00	320.93	0.00	SHARES: 300.00
03-08-02 SOLD 07-06-00 ACQUIRED	1,611.97	1,518.75	93.22	0.00	SHARES: 100.00
03-08-02 SOLD 07-07-00 ACQUIRED	3,223.95	3,100.00	123.95	0.00	SHARES: 200.00
03-08-02 SOLD 07-13-00 ACQUIRED	1,611.98	1,550.00	61.98	0.00	SHARES: 100.00
03-08-02 SOLD 10-13-98 ACQUIRED	46,238.24	12,979.71	33,258.53	0.00	SHARES: 1,800.00 MICREL INC COM
03-08-02 SOLD 08-01-00 ACQUIRED	6,767.89	6,020.00	747.89	0.00	SHARES: 400.00 OAKLEY INC COM
03-08-02 SOLD 05-05-99 ACQUIRED	2,134.47	2,400.00	265.53-	0.00	SHARES: 100.00 RADIO ONE INC CL A
03-08-02 SOLD 05-05-99 ACQUIRED	6,403.40	7,200.00	796.60-	0.00	SHARES: 300.00

The Northern Trust Company
 50 South LaSalle Street, Chicago, Illinois 60675
 (312) 630-6000

03015 ACCOUNT NO. 26-01679
 AAB

THE LYNDE AND HARRY BRADLEY FOUNDATION
 TRUST COMPANY OF THE WEST SMALL CAP

FEDERAL SCHEDULE OF GAINS AND LOSSES
 ACCOUNT TRANSACTIONS TAXABLE DURING THE PERIOD
 01-01-02 THROUGH 12-31-02

DATE SOLD/ ACQUIRED SALES PROCEEDS COST BASIS GAIN/LOSS 28% RATE GAIN/LOSS

DESCRIPTION OF PROPERTY	DATE SOLD/ ACQUIRED	SALES PROCEEDS	COST BASIS	GAIN/LOSS	28% RATE GAIN/LOSS
SHARES: 1,600.00	SOLD 03-08-02	34,151.49	53,177.60	19,026.11-	0.00
SHARES: 1,600.00	ACQUIRED 05-06-99				0.00
SHARES: 3,400.00	SOLD 03-08-02	72,571.91	113,002.40	40,430.49-	0.00
SHARES: 3,400.00	ACQUIRED 05-06-99				0.00
SHARES: 500.00	SOLD 03-08-02	10,672.34	18,313.00	7,640.66-	0.00
SHARES: 1,400.00	ACQUIRED 05-12-99				0.00
SHARES: 1,400.00	SOLD 03-08-02	29,882.55	51,276.40	21,393.85-	0.00
SHARES: 400.00	ACQUIRED 05-12-99				0.00
SAPIENT CORP COM	SOLD 03-08-02	1,796.97	7,199.76	5,402.79-	0.00
SHARES: 400.00	ACQUIRED 01-22-01				0.00
SIEBEL SYS INC COM	SOLD 03-08-02	46,972.32	2,207.04	44,765.28	0.00
SHARES: 1,300.00	ACQUIRED 04-17-97				0.00
VENTIA HEALTH INC COM	SOLD 03-08-02	4,670.93	17,366.22	12,695.29-	0.00
SHARES: 1,800.00	ACQUIRED 03-22-00				0.00
SHARES: 400.00	SOLD 03-08-02	1,037.98	3,951.80	2,913.82-	0.00
SHARES: 400.00	ACQUIRED 03-23-00				0.00

1382

The Northern Trust Company
 50 South LaSalle Street, Chicago, Illinois 60675
 (312) 630-6000

THE LYNDE AND HARRY BRADLEY FOUNDATION
 THE TRUST COMPANY OF THE WEST SMALL CAP

03015 ACCOUNT NO. 26-01679
 AAB

FEDERAL SCHEDULE OF GAINS AND LOSSES
 ACCOUNT TRANSACTIONS TAXABLE DURING THE PERIOD
 01-01-02 THROUGH 12-31-02

PAGE 139

28% RATE
 GAIN/LOSS

DATE SOLD/ ACQUIRED	SALES PROCEEDS	COST BASIS	GAIN/LOSS	28% RATE GAIN/LOSS	DESCRIPTION OF PROPERTY	SHARES:
03-08-02 ACQUIRED 03-24-00	778 49	3,033 75	2,255.26-	0 00	SHARES:	300.00
03-08-02 SOLD					SHARES:	1,400 00
03-08-02 ACQUIRED 03-28-00	3,632.95	14,323 96	10,691.01-	0.00	SHARES:	500.00
03-08-02 SOLD	1,297.48	5,125 00	3,827 52-	0 00	SHARES:	100.00
03-08-02 ACQUIRED 03-30-00	259 49	1,012 50	753 01-	0 00	SHARES:	100 00
03-08-02 SOLD	259 50	1,012.50	753.00-	0 00	SHARES:	100 00
03-08-02 ACQUIRED 04-03-00	259 49	1,012.50	753.01-	0 00	SHARES:	100 00
03-08-02 SOLD	259 50	1,012 50	753.00-	0.00	SHARES:	100 00
03-08-02 ACQUIRED 04-04-00	5,968.41	23,854.91	17,886 50-	0.00	SHARES:	2,300.00
03-08-02 SOLD	4,670.93	18,675.00	14,004 07-	0.00	SHARES:	1,800 00
03-08-02 ACQUIRED 04-07-00	778.49	3,396.15	2,617 66-	0.00	SHARES:	300.00
03-08-02 SOLD					SHARES:	

1383

The Northern Trust Company

50 South LaSalle Street, Chicago, Illinois 60675
(312) 630-6000

03015 ACCOUNT NO 26-01679
SS870 AAB

THE LYNDE AND HARRY BRADLEY FOUNDATION
TRUST COMPANY OF THE WEST SMALL CAP

FEDERAL SCHEDULE OF GAINS AND LOSSES
ACCOUNT TRANSACTIONS TAXABLE DURING THE PERIOD
01-01-02 THROUGH 12-31-02

PAGE
140

DESCRIPTION OF PROPERTY			DATE SOLD/ ACQUIRED	SALES PROCEEDS	COST BASIS	GAIN/LOSS	28% RATE GAIN/LOSS
SHARES:	100.00	SOLD	03-08-02	259.49	1,075.00	815.51-	0 00
		ACQUIRED	04-11-00				
SHARES:	100.00	SOLD	03-08-02	259.50	1,081.25	821.75-	0 00
		ACQUIRED	04-12-00				
SHARES:	2,200.00	SOLD	03-08-02	5,708.91	21,725.00	16,016.09-	0.00
		ACQUIRED	06-19-00				
SHARES:	300.00	SOLD	03-08-02	778.49	3,037.50	2,259.01-	0 00
		ACQUIRED	06-20-00				
SHARES:	200.00	SOLD	03-08-02	518.99	2,037.50	1,518.51-	0.00
		ACQUIRED	06-21-00				
SHARES:	300.00	SOLD	03-08-02	778.49	3,093.75	2,315.26-	0.00
		ACQUIRED	06-22-00				
SHARES:	700.00	SOLD	03-08-02	1,816.47	7,676.69	5,860.22-	0.00
		ACQUIRED	06-26-00				
SHARES:	1,000.00	SOLD	03-08-02	2,594.96	11,062.50	8,467.54-	0.00
		ACQUIRED	06-27-00				
SHARES:	500.00	SOLD	03-08-02	1,297.48	5,562.50	4,265.02-	0.00
		ACQUIRED	06-28-00				
SHARES:	1,000.00	SOLD	03-08-02	2,594.96	11,250.00	8,655.04-	0.00
		ACQUIRED	06-30-00				

1384

The Northern Trust Company
 50 South LaSalle Street, Chicago, Illinois 60675
 (312) 630-6000

THE LYNDE AND HARRY BRADLEY FOUNDATION
 TRUST COMPANY OF THE WEST SMALL CAP

FEDERAL SCHEDULE OF GAINS AND LOSSES
 ACCOUNT TRANSACTIONS TAXABLE DURING THE PERIOD
 01-01-02 THROUGH 12-31-02

DATE SOLD/ ACQUIRED	SALES PROCEEDS	COST BASIS	GAIN/LOSS	28% RATE GAIN/LOSS	DESCRIPTION OF PROPERTY
03-08-02 SOLD	1,297.48	5,625.00	4,327.52-	0.00	SHARES, 500.00
07-03-00 ACQUIRED	1,297.48	5,625.00	4,327.52-	0.00	SHARES, 500.00
03-08-02 SOLD	1,297.48	5,625.00	4,327.52-	0.00	SHARES, 500.00
07-05-00 ACQUIRED	1,297.48	5,625.00	4,327.52-	0.00	SHARES, 500.00
03-08-02 SOLD	259.50	1,125.00	865.50-	0.00	SHARES, 100.00
07-06-00 ACQUIRED	259.50	1,125.00	865.50-	0.00	SHARES, 100.00
03-08-02 SOLD	1,816.47	8,050.00	6,233.53-	0.00	SHARES, 700.00
07-10-00 ACQUIRED	1,816.47	8,050.00	6,233.53-	0.00	SHARES, 700.00
03-08-02 SOLD	518.99	2,575.00	2,056.01-	0.00	SHARES, 200.00
07-11-00 ACQUIRED	518.99	2,575.00	2,056.01-	0.00	SHARES, 200.00
03-08-02 SOLD	259.50	1,376.97	1,117.47-	0.00	SHARES, 100.00
07-12-00 ACQUIRED	259.50	1,376.97	1,117.47-	0.00	SHARES, 100.00
03-08-02 SOLD	259.49	1,375.00	1,115.51-	0.00	SHARES, 100.00
07-13-00 ACQUIRED	259.49	1,375.00	1,115.51-	0.00	SHARES, 100.00
03-08-02 SOLD	259.50	1,275.00	1,015.50-	0.00	SHARES, 100.00
07-31-00 ACQUIRED	259.50	1,275.00	1,015.50-	0.00	SHARES, 100.00
03-08-02 SOLD	4,930.42	25,620.36	20,689.94-	0.00	SHARES, 1,900.00
08-03-08 ACQUIRED	4,930.42	25,620.36	20,689.94-	0.00	SHARES, 1,900.00
03-08-02 SOLD	778.49	4,080.00	3,301.51-	0.00	SHARES, 300.00
08-04-00 ACQUIRED	778.49	4,080.00	3,301.51-	0.00	SHARES, 300.00

1385

The Northern Trust Company
 50 South LaSalle Street, Chicago, Illinois 60675
 (312) 630-6000

03015 ACCOUNT NO 26-01679
 AAB

THE LYNDE AND HARRY BRADLEY FOUNDATION
 TRUST COMPANY OF THE WEST SMALL CAP

FEDERAL SCHEDULE OF GAINS AND LOSSES
 ACCOUNT TRANSACTIONS TAXABLE DURING THE PERIOD
 01-01-02 THROUGH 12-31-02

28% RATE
 GAIN/LOSS

DATE SOLD/ ACQUIRED	SALES PROCEEDS	COST BASIS	GAIN/LOSS	28% RATE GAIN/LOSS	DESCRIPTION OF PROPERTY
03-08-02 SOLD	518 99	2,750.00	2,231 01-	0.00	SHARES ·
03-08-02 SOLD	519.00	2,737.50	2,218 50-	0 00	SHARES:
03-08-02 SOLD	778 48	4,087.50	3,309 02-	0 00	SHARES:
03-08-02 SOLD	1,556 98	7,800.00	6,243.02-	0.00	SHARES:
03-08-02 SOLD	1,037.98	5,200.00	4,162.02-	0.00	SHARES:
03-08-02 SOLD	259.50	1,300.00	1,040 50-	0.00	SHARES:
03-08-02 SOLD	778 49	3,900 00	3,121.51-	0 00	SHARES:
03-08-02 SOLD	259 49	1,300 00	1,040 51-	0 00	SHARES:
03-08-02 SOLD	2,854.46	14,300 00	11,445.54-	0.00	SHARES:
03-08-02 SOLD	3,892 44	19,312.50	15,420.06-	0.00	SHARES:

1386

The Northern Trust Company
 50 South LaSalle Street, Chicago, Illinois 60675
 (312) 630-6000

03015 ACCOUNT NO 26-01679 THE LYNDE AND HARRY BRADLEY FOUNDATION
 SS870 AAB TRUST COMPANY OF THE WEST SMALL CAP

FEDERAL SCHEDULE OF GAINS AND LOSSES
 ACCOUNT TRANSACTIONS TAXABLE DURING THE PERIOD
 01-01-02 THROUGH 12-31-02

PAGE 143

28% RATE
 GAIN/LOSS

0 00

0.00

0 00

0 00

0.00

0.00

0.00

0.00

0 00

28% RATE
 GAIN/LOSS

0 00

0.00

0 00

0 00

0.00

0.00

0.00

0.00

0 00

28% RATE
 GAIN/LOSS

0 00

0.00

0 00

0 00

0.00

0.00

0.00

0.00

0 00

28% RATE
 GAIN/LOSS

0 00

0.00

0 00

0 00

0.00

0.00

0.00

0.00

0 00

28% RATE
 GAIN/LOSS

0 00

0.00

0 00

0 00

0.00

0.00

0.00

0.00

0 00

28% RATE
 GAIN/LOSS

0 00

0.00

0 00

0 00

0.00

0.00

0.00

0.00

0 00

28% RATE
 GAIN/LOSS

0 00

0.00

0 00

0 00

0.00

0.00

0.00

0.00

0 00

28% RATE
 GAIN/LOSS

0 00

0.00

0 00

0 00

0.00

0.00

0.00

0.00

0 00

28% RATE
 GAIN/LOSS

0 00

0.00

0 00

0 00

0.00

0.00

0.00

0.00

0 00

28% RATE
 GAIN/LOSS

0 00

0.00

0 00

0 00

0.00

0.00

0.00

0.00

0 00

28% RATE
 GAIN/LOSS

0 00

0.00

0 00

0 00

0.00

0.00

0.00

0.00

0 00

28% RATE
 GAIN/LOSS

0 00

0.00

0 00

0 00

0.00

0.00

0.00

0.00

0 00

28% RATE
 GAIN/LOSS

0 00

0.00

0 00

0 00

0.00

0.00

0.00

0.00

0 00

28% RATE
 GAIN/LOSS

0 00

0.00

0 00

0 00

0.00

0.00

0.00

0.00

0 00

28% RATE
 GAIN/LOSS

0 00

0.00

0 00

0 00

0.00

0.00

0.00

0.00

0 00

28% RATE
 GAIN/LOSS

0 00

0.00

0 00

0 00

0.00

0.00

0.00

0.00

0 00

28% RATE
 GAIN/LOSS

0 00

0.00

0 00

0 00

0.00

0.00

0.00

0.00

0 00

28% RATE
 GAIN/LOSS

0 00

0.00

0 00

0 00

0.00

0.00

0.00

0.00

0 00

28% RATE
 GAIN/LOSS

0 00

0.00

0 00

0 00

0.00

0.00

0.00

0.00

0 00

28% RATE
 GAIN/LOSS

0 00

0.00

0 00

0 00

0.00

0.00

0.00

0.00

0 00

28% RATE
 GAIN/LOSS

0 00

0.00

0 00

0 00

0.00

0.00

0.00

0.00

0 00

28% RATE
 GAIN/LOSS

0 00

0.00

0 00

0 00

0.00

0.00

0.00

0.00

0 00

28% RATE
 GAIN/LOSS

0 00

0.00

0 00

0 00

0.00

0.00

0.00

0.00

0 00

28% RATE
 GAIN/LOSS

0 00

0.00

0 00

0 00

0.00

0.00

0.00

0.00

0 00

28% RATE
 GAIN/LOSS

0 00

0.00

0 00

0 00

0.00

0.00

0.00

0.00

0 00

28% RATE
 GAIN/LOSS

0 00

0.00

0 00

0 00

0.00

0.00

0.00

0.00

0 00

28% RATE
 GAIN/LOSS

0 00

0.00

0 00

0 00

0.00

0.00

0.00

0.00

0 00

28% RATE
 GAIN/LOSS

0 00

0.00

0 00

0 00

0.00

0.00

0.00

0.00

0 00

28% RATE
 GAIN/LOSS

0 00

0.00

0 00

0 00

0.00

0.00

0.00

0.00

0 00

28% RATE
 GAIN/LOSS

0 00

0.00

0 00

0 00

0.00

The Northern Trust Company

50 South LaSalle Street, Chicago, Illinois 60675
(312) 630-6000

03015 ACCOUNT NO. 26-01679
SS870 AAB

THE LYNDE AND HARRY BRADLEY FOUNDATION
TRUST COMPANY OF THE WEST SMALL CAP

FEDERAL SCHEDULE OF GAINS AND LOSSES
ACCOUNT TRANSACTIONS TAXABLE DURING THE PERIOD
01-01-02 THROUGH 12-31-02

PAGE
144

<u>DESCRIPTION OF PROPERTY</u>			<u>DATE SOLD/ ACQUIRED</u>	<u>SALES PROCEEDS</u>	<u>COST BASIS</u>	<u>GAIN/LOSS</u>	<u>28% RATE GAIN/LOSS</u>
SHARES:	500.00	SOLD	03-11-02	5,096.62	9,000.00	3,903.38-	0.00
		ACQUIRED	07-28-00				
SHARES:	2,900.00	SOLD	03-11-02	29,560.42	65,399.64	35,839.22-	0.00
		ACQUIRED	07-28-00				
SHARES:	3,400.00	SOLD	03-11-02	34,657.03	74,751.72	40,094.69-	0.00
		ACQUIRED	07-28-00				
SHARES:	200.00	SOLD	03-11-02	2,038.65	4,750.00	2,711.35-	0.00
		ACQUIRED	08-02-00				
SHARES:	600.00	SOLD	03-11-02	6,115.95	14,345.10	8,229.15-	0.00
		ACQUIRED	08-03-00				
SHARES:	200.00	SOLD	03-11-02	2,038.65	4,778.58	2,739.93-	0.00
		ACQUIRED	08-04-00				
SHARES:	100.00	SOLD	03-11-02	1,019.32	2,450.00	1,430.68-	0.00
		ACQUIRED	08-07-00				
SHARES:	300.00	SOLD	03-11-02	3,057.98	7,492.50	4,434.52-	0.00
		ACQUIRED	08-16-00				
 ALKERMES INC COM							
SHARES:	50.00	SOLD	03-11-02	1,411.97	692.19	719.78	0.00
		ACQUIRED	02-12-99				
 CORPORATE EXECUTIVE BRD CO COMMON STOCK							

1388

The Northern Trust Company
 50 South LaSalle Street, Chicago, Illinois 60675
 (312) 630-6000

03015 ACCOUNT NO 26-01679 THE LYNDE AND HARRY BRADLEY FOUNDATION TRUST COMPANY OF THE WEST SMALL CAP

FEDERAL SCHEDULE OF GAINS AND LOSSES
 ACCOUNT TRANSACTIONS TAXABLE DURING THE PERIOD
 01-01-02 THROUGH 12-31-02

PAGE 145

28% RATE
 GAIN/LOSS

0.00

GAIN/LOSS

27,185 93

0.00

29,293 46-

0.00

113,355 78-

0.00

47,232 18-

0.00

867 62

0.00

18,047.42

0.00

2,500.55-

DESCRIPTION OF PROPERTY

SHARES: 1,100 00

SOLD 03-11-02

ACQUIRED 02-22-99

REORG/DOCENT INC REV SPLIT TO DOCENT INC
 ON NEW SEC#2279845 EFF 10/25/02

SHARES: 2,000.00

SOLD 03-11-02

ACQUIRED 09-29-00

SHARES: 7,900 00

SOLD 03-11-02

ACQUIRED 09-29-00

SHARES: 5,300.00

SOLD 03-11-02

ACQUIRED 09-29-00

GEMSTAR-TV GUIDE INTL INC COM

SHARES: 50 00

SOLD 03-11-02

ACQUIRED 05-12-97

INTERMOVEN INC COM ISIN # US611411025

SHARES: 4,800.00

SOLD 03-11-02

ACQUIRED 10-07-99

SHARES: 1,000 00

SOLD 03-11-02

ACQUIRED 10-11-99

MEDIACOM COMMUNICATIONS CORP CL A ISIN
 US58446K1051

6831

The Northern Trust Company
 50 South LaSalle Street, Chicago, Illinois 60675
 (312) 630-6000

03015 ACCOUNT NO 26-01679
 AAB
 SS870

THE LYNDE AND HARRY BRADLEY FOUNDATION
 TRUST COMPANY OF THE WEST SMALL CAP

FEDERAL SCHEDULE OF GAINS AND LOSSES
 ACCOUNT TRANSACTIONS TAXABLE DURING THE PERIOD
 01-01-02 THROUGH 12-31-02

PAGE 146

28% RATE
 GAIN/LOSS

DATE SOLD/ ACQUIRED	SALES PROCEEDS	COST BASIS	GAIN/LOSS	28% RATE GAIN/LOSS	DESCRIPTION OF PROPERTY
03-11-02 SOLD 06-09-00 ACQUIRED	184,198.52	103,837.50	80,361.02	0.00	SHARES: 11,700.00
03-11-02 SOLD 06-13-00 ACQUIRED	22,040.85	13,500.00	8,740.85	0.00	SHARES: 1,400.00
03-11-02 SOLD 06-11-02 ACQUIRED	4,723.04	3,225.00	1,498.04	0.00	SHARES: 300.00
03-11-02 SOLD 06-19-00 ACQUIRED	4,723.04	3,281.25	1,441.79	0.00	SHARES: 300.00
03-11-02 SOLD 06-20-00 ACQUIRED	34,635.62	25,533.86	9,101.76	0.00	SHARES: 2,200.00
03-11-02 SOLD 06-21-00 ACQUIRED	4,723.04	3,825.00	898.04	0.00	SHARES: 300.00
03-11-02 SOLD 06-22-00 ACQUIRED	18,892.15	15,637.56	3,254.59	0.00	SHARES: 1,200.00
03-11-02 SOLD 06-23-00 ACQUIRED	6,297.39	5,192.84	1,104.55	0.00	SHARES: 400.00
03-11-02 SOLD 06-26-00 ACQUIRED	4,723.04	3,887.49	835.55	0.00	SHARES: 300.00
03-11-02 SOLD 06-27-00 ACQUIRED	4,723.04	3,937.50	785.54	0.00	SHARES: 300.00

1370

The Northern Trust Company
 50 South LaSalle Street, Chicago, Illinois 60675
 (312) 630-6000

03015 ACCOUNT NO. 26-01679
 AAB

THE LYNDE AND HARRY BRADLEY FOUNDATION
 TRUST COMPANY OF THE WEST SMALL CAP

FEDERAL SCHEDULE OF GAINS AND LOSSES
 ACCOUNT TRANSACTIONS TAXABLE DURING THE PERIOD
 01-01-02 THROUGH 12-31-02

PAGE 147

28% RATE
 GAIN/LOSS

DATE SOLD/ ACQUIRED	SALES PROCEEDS	COST BASIS	GAIN/LOSS	28% RATE GAIN/LOSS	DESCRIPTION OF PROPERTY	SHARES:
03-11-02 ACQUIRED	3,148.69	2,816.66	332.03	0.00	MICREL INC COM	SHARES: 200.00
06-28-00 ACQUIRED						
03-11-02 SOLD	20,051.86	4,850.00	15,201.86	0.00	SHARES:	800.00
10-08-98 ACQUIRED						
03-11-02 SOLD	30,077.79	7,612.50	22,465.29	0.00	SHARES:	1,200.00
10-09-98 ACQUIRED						
03-11-02 SOLD	80,207.43	21,940.00	58,267.43	0.00	SHARES:	3,200.00
10-12-98 ACQUIRED						
03-11-02 SOLD	25,064.82	7,210.95	17,853.87	0.00	SHARES:	1,000.00
10-13-98 ACQUIRED						
03-11-02 SOLD	30,077.79	7,987.50	22,090.29	0.00	SHARES:	1,200.00
10-14-98 ACQUIRED						
03-11-02 SOLD	180,466.73	51,112.44	129,354.29	0.00	SHARES:	7,200.00
10-22-98 ACQUIRED						
03-11-02 SOLD	5,096.92	4,515.00	581.92	0.00	OAKLEY INC COM	SHARES: 300.00
08-01-00 ACQUIRED						
03-11-02 SOLD					OPENWAYE SYS INC COM	SHARES: 300.00

1391

The Northern Trust Company
 50 South LaSalle Street, Chicago, Illinois 60675
 (312) 630-6000

THE LYNDE AND HARRY BRADLEY FOUNDATION
 TRUST COMPANY OF THE WEST SMALL CAP

03015 ACCOUNT NO 26-01679
 SS870 AAB

FEDERAL SCHEDULE OF GAINS AND LOSSES
 ACCOUNT TRANSACTIONS TAXABLE DURING THE PERIOD
 01-01-02 THROUGH 12-31-02

28% RATE
 GAIN/LOSS

DATE SOLD/ ACQUIRED	SALES PROCEEDS	COST BASIS	GAIN/LOSS	28% RATE GAIN/LOSS	DESCRIPTION OF PROPERTY
03-11-02 SOLD	7 90	14.22	6.32-	0 00	SHARES:
07-01-99 ACQUIRED					READ-RITE CORP COM
03-11-02 SOLD	17,176.54	49,614.84	32,438.30-	0 00	SHARES:
03-11-02 SOLD	27,617.18	79,877 84	52,260.66-	0.00	SHARES:
03-11-02 ACQUIRED					SHARES:
03-11-02 SOLD	2,357 56	6,893.11	4,535.55-	0.00	SHARES:
03-11-02 ACQUIRED					SHARES:
03-11-02 SOLD	10,440 65	29,702.03	19,261.38-	0.00	SHARES:
03-11-02 ACQUIRED					SHARES:
03-11-02 SOLD	12,461 41	35,530.36	23,068 95-	0.00	SHARES:
03-11-02 ACQUIRED					SHARES:
03-11-02 SOLD	4,715.12	14,696 92	9,981.80-	0.00	SHARES:
03-11-02 ACQUIRED					SHARES:
03-11-02 SOLD	5,051.93	15,477 60	10,425 67-	0.00	SHARES:
03-11-02 ACQUIRED					SHARES:
03-11-02 SOLD	36,138.00	141,758 39	105,620 39-	0.00	SHARES:
03-11-02 ACQUIRED					SAPIENT CORP COM
01-12-01 ACQUIRED					SHARES:

1392

The Northern Trust Company
 50 South LaSalle Street, Chicago, Illinois 60675
 (312) 630-6000

03015 ACCOUNT NO. 26-01679
 AAB

THE LYNDE AND HARRY BRADLEY FOUNDATION
 TRUST COMPANY OF THE WEST SMALL CAP

FEDERAL SCHEDULE OF GAINS AND LOSSES
 ACCOUNT TRANSACTIONS TAXABLE DURING THE PERIOD
 01-01-02 THROUGH 12-31-02

*** SUMMARY REPORT ***

~~SHORT TERM GAINS AND LOSSES~~

NET SHORT TERM CAPITAL GAINS AND LOSSES

764,189.72-

TOTAL SHORT TERM CAPITAL GAINS AND LOSSES

764,189.72-

~~LONG TERM GAINS AND LOSSES~~

NET LONG TERM CAPITAL GAINS AND LOSSES - 20 %

653,195.37-

NET LONG TERM CAPITAL GAINS AND LOSSES - 28 %

0.00

SUB TOTAL LONG TERM GAINS AND LOSSES

653,195.37-

TOTAL LONG TERM CAPITAL GAINS AND LOSSES

653,195.37-

(1,417,385.09)

page 244

1394

The Northern Trust Company
 50 South LaSalle Street, Chicago, Illinois 60675
 (312) 630-6000

THE LYNDE AND HARRY BRADLEY FOUNDATION
 URDANG INVESTMENT MANAGEMENT

03142 ACCOUNT NO. 26-05378
 AAB

FEDERAL SCHEDULE OF GAINS AND LOSSES
 ACCOUNT TRANSACTIONS TAXABLE DURING THE PERIOD
 01-01-02 THROUGH 12-31-02

PAGE 1

DESCRIPTION OF PROPERTY	DATE SOLD/ ACQUIRED	SALES PROCEEDS	COST BASIS	GAIN/LOSS
SHORT TERM CAPITAL GAINS AND LOSSES				
KIMCO REALTY CORP COMMON STOCK				
SHARES:				
SOLD	01-03-02	105,714 25	105,792 00	77.75-
ACQUIRED	12-26-01			
MERISTAR HOSPITALITY CORP REIT				
SHARES:				
SOLD	01-08-02	13,004 80	10,316 12	2,688 68
ACQUIRED	10-15-01			
FELCOR LODGING TR INC COM				
SHARES				
SOLD	01-10-02	60,406.89	55,219 74	5,187.15
ACQUIRED	12-24-01			
SHARES:				
SOLD	01-10-02	33,756.79	30,799 00	2,957.79
ACQUIRED	12-27-01			
FELCOR LODGING TR INC COM				
SHARES:				
SOLD	01-10-02	39,027.41	35,730.42	3,296.99
ACQUIRED	12-24-01			
EQUITY RESIDENTIAL EFF 5/15/02				
SHARES:				
SOLD	01-11-02	52,998 94	47,557.00	5,441 94
ACQUIRED	02-23-01			

The Northern Trust Company
 50 South LaSalle Street, Chicago, Illinois 60675
 (312) 630-6000

THE LYNDE AND HARRY BRADLEY FOUNDATION
 URDANG INVESTMENT MANAGEMENT

03142 ACCOUNT NO. 26-05378
 SS870 AAB

FEDERAL SCHEDULE OF GAINS AND LOSSES
 ACCOUNT TRANSACTIONS TAXABLE DURING THE PERIOD
 01-01-02 THROUGH 12-31-02

DESCRIPTION OF PROPERTY	DATE SOLD/ ACQUIRED	SALES PROCEEDS	COST BASIS	GAIN/LOSS
SHARES: SOLD 01-11-02 2,600.00 ACQUIRED 04-05-01	01-11-02 04-05-01	72,524 87	67,678.00	4,846.87
SHARES: SOLD 01-11-02 3,600.00 ACQUIRED 04-24-01	01-11-02 04-24-01	100,419 05	92,342 34	8,076.71
SHARES: SOLD 01-11-02 900.00 ACQUIRED 10-04-01	01-11-02 10-04-01	25,104.76	25,033.68	71 08
EQUITY RESIDENTIAL EFF 5/15/02				
SHARES: SOLD 01-14-02 500.00 ACQUIRED 02-23-01	01-14-02 02-23-01	13,945.04	12,515.00	1,430 04
#REORG/JDM RLY CORP STK MERGER TO DEVELOPERS DIVERSIFIED SEC#2266820 EFF 3/13/03				
SHARES: SOLD 01-14-02 400.00 ACQUIRED 12-20-01	01-14-02 12-20-01	5,171.92	4,944 64	227.28
HOME PROPERTIES OF NEW YORK INC COMMON STOCK				
SHARES: SOLD 01-17-02 1,400 00 ACQUIRED 12-20-01	01-17-02 12-20-01	46,465.30	45,493.98	971 32
SHARES: SOLD 01-17-02 600.00 ACQUIRED 12-24-01	01-17-02 12-24-01	19,913.70	19,248.00	665.70
BOSTON PTYS INC				

03192 ACCOUNT NO. 26-05378 THE LYNDE AND HARRY BRADLEY FOUNDATION
 SS870 AAB URDANG INVESTMENT MANAGEMENT

FEDERAL SCHEDULE OF GAINS AND LOSSES
 ACCOUNT TRANSACTIONS TAXABLE DURING THE PERIOD
 01-01-02 THROUGH 12-31-02

DESCRIPTION OF PROPERTY	DATE SOLD/ ACQUIRED	SALES PROCEEDS	COST BASIS	GAIN/LOSS
CRESCENT REAL ESTATE EQUITIES CO TEXAS COM				
SHARES, 300 00	SOLD 01-17-02 ACQUIRED 01-22-01	11,300.83	12,306.36	1,005.53-
SHARES, 100.00	SOLD 01-17-02 ACQUIRED 01-30-01	3,766.94	4,125.33	358.39-
INNKEEPERS USA TR COM				
SHARES, 1,800 00	SOLD 01-23-02 ACQUIRED 12-18-01	32,561.50	32,454.00	107.50
PUBLIC STORAGE INC COM				
SHARES, 9,800 00	SOLD 01-25-02 ACQUIRED 11-20-01	97,518.32	81,915.36	15,602.96
UNITED DOMINION REAL ESTATE, COMMON STOCK				
SHARES, 1,200 00	SOLD 01-25-02 ACQUIRED 12-18-01	44,147.33	41,458.68	2,688.65
HOME PROPERTIES OF NEW YORK INC COMMON STOCK				
SHARES, 4,600 00	SOLD 01-28-02 ACQUIRED 12-18-01	65,549.01	65,894.84	345.83-

The Northern Trust Company
 50 South LaSalle Street, Chicago, Illinois 60675
 (312) 630-6000

03142 ACCOUNT NO. 26-05378
 AAB

THE LYNDE AND HARRY BRADLEY FOUNDATION
 URDANG INVESTMENT MANAGEMENT

FEDERAL SCHEDULE OF GAINS AND LOSSES
 ACCOUNT TRANSACTIONS TAXABLE DURING THE PERIOD
 01-01-02 THROUGH 12-31-02

DESCRIPTION OF PROPERTY	DATE SOLD/ ACQUIRED	SALES PROCEEDS	COST BASIS	GAIN/LOSS
SHARES; ROUSE CO COM	01-31-02 SOLD	59,735.16	54,557.64	5,177.52
SHARES; ROUSE CO COM	01-31-02 SOLD	86,284.12	83,408.00	2,876.12
SHARES; ROUSE CO COM	01-31-02 SOLD	96,850.60	93,840.00	3,010.60
SHARES; ROUSE CO COM	02-01-02 SOLD	105,912.38	102,120.00	3,792.38
SHARES; ROUSE CO COM	02-04-02 SOLD	51,540.60	49,680.00	1,860.60
SHARES; PUBLIC STORAGE INC COM	02-06-02 SOLD	55,545.36	51,823.35	3,722.01
SHARES; ROUSE CO COM	02-06-02 SOLD	8,625.47	8,280.00	345.47

The Northern Trust Company
 50 South LaSalle Street, Chicago, Illinois 60675
 (312) 630-6000

THE LYNDE AND HARRY BRADLEY FOUNDATION
 URDANG INVESTMENT MANAGEMENT

03142 ACCOUNT NO 26-05378
 AAB

FEDERAL SCHEDULE OF GAINS AND LOSSES
 ACCOUNT TRANSACTIONS TAXABLE DURING THE PERIOD
 01-01-02 THROUGH 12-31-02

DESCRIPTION OF PROPERTY	DATE SOLD/ ACQUIRED	SALES PROCEEDS	COST BASIS	GAIN/LOSS
SHARES; ARCHSTONE-SMITH TR COM	SOLD 02-06-02 ACQUIRED 01-23-02	106,380.80	102,120.00	4,260.80
SHARES; HOSPITALITY PROPERTIES TRUST COMMON STOCK	SOLD 02-15-02 ACQUIRED 12-24-01	71,174.92	73,839.92	2,665.00-
SHARES; REGENCY CTRS CORP COM	SOLD 02-22-02 ACQUIRED 12-20-01	113,798.28	108,938.40	4,859.88
SHARES; REALTY INCOME CORP COM	SOLD 03-12-02 ACQUIRED 12-20-01	19,133.71	17,506.09	1,627.62
SHARES; REALTY INCOME CORP COM	SOLD 03-14-02 ACQUIRED 06-11-01	12,762.65	11,028.67	1,733.98

The Northern Trust Company
 50 South LaSalle Street, Chicago, Illinois 60675
 (312) 630-6000

THE LYNDE AND HARRY BRADLEY FOUNDATION
 URDANG INVESTMENT MANAGEMENT

FEDERAL SCHEDULE OF GAINS AND LOSSES
 ACCOUNT TRANSACTIONS TAXABLE DURING THE PERIOD
 01-01-02 THROUGH 12-31-02

03192 ACCOUNT NO 26-05378
 SS870 AAB

DESCRIPTION OF PROPERTY	DATE SOLD/ ACQUIRED	SALES PROCEEDS	COST BASIS	GAIN/LOSS
SHARES: 1,300 00	03-19-02 ACQUIRED 10-19-01	41,478 60	36,467 68	5,010 92
SHARES: 400.00	SOLD 03-19-02 ACQUIRED 12-20-01	12,762.65	11,670.73	1,091.92
REALTY INCOME CORP COM				
SHARES: 300 00	SOLD 03-15-02 ACQUIRED 04-23-01	9,616.68	8,206.21	1,410.47
SHARES: 200.00	SOLD 03-15-02 ACQUIRED 06-12-01	6,411.12	5,495.75	915.37
PUBLIC STORAGE INC COM				
SHARES: 400 00	SOLD 03-20-02 ACQUIRED 10-15-01	14,718 78	13,728 00	990 78
SHARES: 100.00	SOLD 03-20-02 ACQUIRED 12-18-01	3,679.69	3,454.89	224 80
SHARES: 900.00	SOLD 03-20-02 ACQUIRED 12-24-01	33,117 25	30,100.32	3,016.93
REALTY INCOME CORP COM				
SHARES: 600.00	SOLD 03-20-02 ACQUIRED 04-23-01	19,313.71	16,412 42	2,901.29

The Northern Trust Company
 50 South LaSalle Street, Chicago, Illinois 60675
 (312) 630-6000

THE LYNDE AND HARRY BRADLEY FOUNDATION
 URDANG INVESTMENT MANAGEMENT

03142 ACCOUNT NO. 26-05378
 AAB

FEDERAL SCHEDULE OF GAINS AND LOSSES
 ACCOUNT TRANSACTIONS TAXABLE DURING THE PERIOD
 01-01-02 THROUGH 12-31-02

DESCRIPTION OF PROPERTY	DATE SOLD/ ACQUIRED	SALES PROCEEDS	COST BASIS	GAIN/LOSS
SHARES: 200.00	SOLD 03-20-02 ACQUIRED 04-24-01	6,437.90	5,469.82	968.08
REALTY INCOME CORP COM				
SHARES: 100 00	SOLD 03-21-02 ACQUIRED 04-24-01	3,222.33	2,734.92	487 41
SHARES: 800.00	SOLD 03-21-02 ACQUIRED 05-02-01	25,778.65	21,683.47	4,095 18
HOME PROPERTIES OF NEW YORK INC COMMON STOCK				
SHARES: 1,300.00	SOLD 03-22-02 ACQUIRED 09-25-01	44,264.33	38,098.06	6,166 27
SHARES: 400.00	SOLD 03-22-02 ACQUIRED 11-13-01	13,619 80	12,034.72	1,585 08
REALTY INCOME CORP COM				
SHARES: 600 00	SOLD 03-22-02 ACQUIRED 05-02-01	19,295.71	16,230.42	3,065 29
APARTMENT INVT & MGMT CO CL A				
SHARES: 1,700.00	SOLD 03-28-02 ACQUIRED 08-16-01	82,156 36	79,730 17	2,426.19
LASALLE HOTEL PPTY SH BEN INT COM STK				

The Northern Trust Company
 50 South LaSalle Street, Chicago, Illinois 60675
 (312) 630-6000

THE LYNDE AND HARRY BRADLEY FOUNDATION
 URDANG INVESTMENT MANAGEMENT

03142 ACCOUNT NO 26-05378
 AAB

FEDERAL SCHEDULE OF GAINS AND LOSSES
 ACCOUNT TRANSACTIONS TAXABLE DURING THE PERIOD
 01-01-02 THROUGH 12-31-02

DESCRIPTION OF PROPERTY	DATE SOLD/ ACQUIRED	SALES PROCEEDS	COST BASIS	GAIN/LOSS
SL GREEN RLYT CORP COM STK				
SHARES, 1,700 00	SOLD 03-28-02	27,590.92	19,046.63	8,544.29
	ACQUIRED 12-18-01			
UNITED DOMINION REAL ESTATE, COMMON STOCK				
SHARES, 100.00	SOLD 03-28-02	3,376.94	3,106.00	270.94
	ACQUIRED 12-18-01			
ARCHSTONE-SMITH TR COM				
SHARES, 1,600.00	SOLD 03-28-02	25,311.61	22,766.51	2,545.10
	ACQUIRED 11-13-01			
SHARES, 300.00	SOLD 03-28-02	4,745.93	4,297.49	448.44
	ACQUIRED 12-18-01			
BRANDYWINE RLYT TR SH BEN INT NEW REIT				
SHARES, 1,600.00	SOLD 04-03-02	43,102.70	42,194.24	908.46
	ACQUIRED 12-24-01			
SHARES, 3,200 00	SOLD 04-03-02	86,205.39	81,025.92	5,179.47
	ACQUIRED 01-14-02			
SHARES, 2,300.00	SOLD 04-03-02	61,960.13	57,937.00	4,023.13
	ACQUIRED 01-17-02			
SHARES, 100 00	SOLD 04-03-02	2,693.92	2,507.96	185.96
	ACQUIRED 02-04-02			

1402

The Northern Trust Company
 50 South LaSalle Street, Chicago, Illinois 60675
 (312) 630-6000

THE LYNDE AND HARRY BRADLEY FOUNDATION
 URDANG INVESTMENT MANAGEMENT

03142 ACCOUNT NO. 26-05378
 AAB

FEDERAL SCHEDULE OF GAINS AND LOSSES
 ACCOUNT TRANSACTIONS TAXABLE DURING THE PERIOD
 01-01-02 THROUGH 12-31-02

DESCRIPTION OF PROPERTY	DATE SOLD/ ACQUIRED	SALES PROCEEDS	COST BASIS	GAIN/LOSS
SHARES: 2,100.00	04-03-02 SOLD	49,350 40	45,391.92	3,958 48
ACQUIRED 12-18-01				
EQUITY RESIDENTIAL EFF 5/15/02				
SHARES: 4,600.00	04-03-02 SOLD	133,908.59	120,566.00	13,342.59
ACQUIRED 02-06-02				
SHARES: 9,200.00	04-03-02 SOLD	267,817.17	241,040.00	26,777.17
ACQUIRED 02-06-02				
SHARES: 4,600.00	04-03-02 SOLD	133,908.59	120,796.00	13,112.59
ACQUIRED 02-06-02				
SHARES: 1,000.00	04-03-02 SOLD	29,110.56	25,960.00	3,150.56
ACQUIRED 02-08-02				
#PENNSYLVANIA REAL ESTATE INVT TR SH				
INT DO NOT USE SEE SEC #2703341				
SHARES: 500.00	04-03-02 SOLD	12,869.61	11,500.00	1,369.61
ACQUIRED 07-10-01				
UNITED DOMINION REAL ESTATE, COMMON STOCK				
SHARES: 3,700.00	04-03-02 SOLD	58,443.06	52,647.54	5,795.52
ACQUIRED 11-13-01				
BRANDYWINE RLTY TR SH BEN INT NEW REIT				

The Northern Trust Company
 50 South LaSalle Street, Chicago, Illinois 60675
 (312) 630-6000

THE LYNDE AND HARRY BRADLEY FOUNDATION
 URDANG INVESTMENT MANAGEMENT

FEDERAL SCHEDULE OF GAINS AND LOSSES
 ACCOUNT TRANSACTIONS TAXABLE DURING THE PERIOD
 01-01-02 THROUGH 12-31-02

03142 ACCOUNT NO 26-05378
 AAB

SS870

DESCRIPTION OF PROPERTY	DATE SOLD/ ACQUIRED	SALES PROCEEDS	COST BASIS	GAIN/LOSS
SHARES #PENNSYLVANIA REAL ESTATE INVT TR SH INT DO NOT USE SEE SEC #2703341 BEN	04-04-02 SOLD 800 00 12-18-01 ACQUIRED	18,791 43	17,292.16	1,499 27
SHARES #PENNSYLVANIA REAL ESTATE INVT TR SH INT DO NOT USE SEE SEC #2703341 BEN	04-04-02 SOLD 1,400 00 07-10-01 ACQUIRED	35,681.98	32,200.00	3,481.98
BRANDYWINE RLTY TR SH BEN INT NEW REIT SHARES 04-05-02 SOLD 1,500 00 12-18-01 ACQUIRED		30,666 07	28,099.76	2,566 31
SHARES #PENNSYLVANIA REAL ESTATE INVT TR SH INT DO NOT USE SEE SEC #2703341 BEN	04-05-02 SOLD 500.00 07-10-01 ACQUIRED	12,719.61	11,500.00	1,219.61
SHARES #PENNSYLVANIA REAL ESTATE INVT TR SH INT DO NOT USE SEE SEC #2703341 BEN	04-08-02 SOLD 1,500.00 07-10-01 ACQUIRED	33,067 62	29,900 00	3,167.62
CBL & ASSOC PPTY INC COM				

The Northern Trust Company
 50 South LaSalle Street, Chicago, Illinois 60675
 (312) 630-6000

THE LYNDE AND HARRY BRADLEY FOUNDATION
 URDANG INVESTMENT MANAGEMENT

03142 ACCOUNT NO. 26-05378
 SS870 AAB

FEDERAL SCHEDULE OF GAINS AND LOSSES
 ACCOUNT TRANSACTIONS TAXABLE DURING THE PERIOD
 01-01-02 THROUGH 12-31-02

DESCRIPTION OF PROPERTY	DATE SOLD/ ACQUIRED	SALES PROCEEDS	COST BASIS	GAIN/LOSS
SHARES: ENTERTAINMENT PTYS TR COM SH BEN INT	04-17-02 SOLD	103,816.11	96,908.00	6,908.11
SHARES: ENTERTAINMENT PTYS TR COM SH BEN INT	04-17-02 SOLD	33,369.46	31,149.00	2,220.46
SHARES: ESSEX PPTY TR REIT	04-17-02 SOLD	4,627.86	3,836.24	791.62
SHARES: ENTERTAINMENT PTYS TR COM SH BEN INT	04-17-02 SOLD	42,590.71	37,219.76	5,370.95
SHARES: CRESCENT REAL ESTATE EQUITIES CO TEXAS	04-18-02 SOLD	37,102.88	30,689.92	6,412.96
SHARES: ENTERTAINMENT PTYS TR COM SH BEN INT	04-18-02 SOLD	39,378.81	33,599.27	5,779.54
SHARES: ENTERTAINMENT PTYS TR COM SH BEN INT	04-18-02 SOLD	1,968.94	1,774.80	194.14

The Northern Trust Company
 50 South LaSalle Street, Chicago, Illinois 60675
 (312) 630-6000

THE LYNDE AND HARRY BRADLEY FOUNDATION
 URDANG INVESTMENT MANAGEMENT

03142 ACCOUNT NO. 26-05378
 AAB

FEDERAL SCHEDULE OF GAINS AND LOSSES
 ACCOUNT TRANSACTIONS TAXABLE DURING THE PERIOD
 01-01-02 THROUGH 12-31-02

DESCRIPTION OF PROPERTY	DATE SOLD/ ACQUIRED	SALES PROCEEDS	COST BASIS	GAIN/LOSS
SHARES: 200.00	SOLD 04-23-02 ACQUIRED 02-04-02	4,640 63	3,836 24	804 39
FIRST INDL RLT Y TR INC COM				
SHARES: 900.00	SOLD 04-23-02 ACQUIRED 07-26-01	30,544 81	28,288 44	2,256 37
SHARES: 600.00	SOLD 04-23-02 ACQUIRED 08-29-01	20,363 20	18,828 96	1,534 24
LASALLE HOTEL PTYS SH BEN INT COM STK				
SHARES: 7,800.00	SOLD 04-26-02 ACQUIRED 11-20-01	122,456 30	80,648 88	41,807 42
SHARES: 1,000 00	SOLD 04-26-02 ACQUIRED 12-05-01	15,699 52	10,643 90	5,055 62
SHARES: 600 00	SOLD 04-26-02 ACQUIRED 12-18-01	9,419 72	6,722 34	2,697 38
BRANDYWINE RLT Y TR SH BEN INT NEW REIT				
SHARES: 1,200 00	SOLD 04-29-02 ACQUIRED 12-18-01	28,453 66	25,938 24	2,515 42
APARTMENT INVT & MGMT CO CL A				

The Northern Trust Company
 50 South LaSalle Street, Chicago, Illinois 60675
 (312) 630-6000

THE LYNDE AND HARRY BRADLEY FOUNDATION
 URDANG INVESTMENT MANAGEMENT

03142 ACCOUNT NO. 26-05378
 AAB SS870

FEDERAL SCHEDULE OF GAINS AND LOSSES
 ACCOUNT TRANSACTIONS TAXABLE DURING THE PERIOD
 01-01-02 THROUGH 12-31-02

DESCRIPTION OF PROPERTY	DATE SOLD/ ACQUIRED	SALES PROCEEDS	COST BASIS	GAIN/LOSS
SHARES:	05-02-02	29,693.16	27,138.12	2,555.04
ACQUIRED	08-07-01			
SHARES:	05-02-02	98,977.22	93,480.40	5,496.82
SOLD	08-16-01			
ACQUIRED	05-02-02	19,795.44	18,642.48	1,152.96
SOLD	09-19-01			
ACQUIRED	05-08-02	9,594.36	8,251.43	1,342.93
SOLD	11-13-01			
ACQUIRED	05-08-02	17,269.84	14,865.90	2,403.94
SOLD	11-14-01			
ACQUIRED	05-08-02	39,636.60	36,996.03	2,640.57
SOLD	12-18-01			
ACQUIRED	05-10-02	7,599.77	4,596.10	3,003.67
SOLD	11-16-01			
ACQUIRED	05-10-02	82,077.52	53,003.16	29,074.36
SOLD	11-19-01			
ACQUIRED				

CRESCENT REAL ESTATE EQUITIES CO TEXAS COM

VORNADO RLTY TR COMMON STOCK

LASALLE HOTEL PPTYS SH BEN INT COM STK

The Northern Trust Company

50 South LaSalle Street, Chicago, Illinois 60675
(312) 630-6000

03142 ACCOUNT NO 26-05378
SS870 AAB

THE LYNDE AND HARRY BRADLEY FOUNDATION
URDANG INVESTMENT MANAGEMENT

FEDERAL SCHEDULE OF GAINS AND LOSSES
ACCOUNT TRANSACTIONS TAXABLE DURING THE PERIOD
01-01-02 THROUGH 12-31-02

PAGE
14

<u>DESCRIPTION OF PROPERTY</u>			<u>DATE SOLD/ ACQUIRED</u>	<u>SALES PROCEEDS</u>	<u>COST BASIS</u>	<u>GAIN/LOSS</u>
SHARES:	300 00	SOLD	05-10-02	4,559.86	2,924 19	1,635.67
		ACQUIRED	11-19-01			
SHARES:	4,700 00	SOLD	05-10-02	71,437 84	48,596 12	22,841.72
		ACQUIRED	11-20-01			
SL GREEN RLTY CORP COM STK						
SHARES:	1,000 00	SOLD	05-10-02	34,640 65	29,781.70	4,858 95
		ACQUIRED	09-20-01			
SHARES:	100 00	SOLD	05-10-02	3,464.06	3,036 00	428 06
		ACQUIRED	10-18-01			
SHARES:	300 00	SOLD	05-10-02	10,392.20	9,318 00	1,074 20
		ACQUIRED	12-18-01			
MACERICH CO COM						
SHARES:	200.00	SOLD	05-31-02	5,807 80	4,922 86	884 94
		ACQUIRED	11-14-01			
#REORG/JDM RLTY CORP STK MERGER TO DEVELOPERS DIVERSIFIED SEC#2266820 EFF 3/13/03						
SHARES:	1,900.00	SOLD	06-05-02	23,039.27	19,957.42	3,081 85
		ACQUIRED	09-24-01			

1488

The Northern Trust Company
 50 South LaSalle Street, Chicago, Illinois 60675
 (312) 630-6000

THE LYNDE AND HARRY BRADLEY FOUNDATION
 URDANG INVESTMENT MANAGEMENT

FEDERAL SCHEDULE OF GAINS AND LOSSES
 ACCOUNT TRANSACTIONS TAXABLE DURING THE PERIOD
 01-01-02 THROUGH 12-31-02

03142 ACCOUNT NO 26-05378

AAB

SS870

DESCRIPTION OF PROPERTY	DATE SOLD/ ACQUIRED	SALES PROCEEDS	COST BASIS	GAIN/LOSS
SHARES: 1,700 00	SOLD 06-05-02 ACQUIRED 09-28-01	20,614 09	18,026 64	2,587.45
#REORG/JDM RLTY CORP STK MERGER TO DEVELOPERS DIVERSIFIED SEC#2266820 EFF 3/13/03				
SHARES: 600.00	SOLD 06-06-02 ACQUIRED 02-21-02	7,224.08	7,465.53	241 45-
SHARES: 4,600 00	SOLD 06-06-02 ACQUIRED 02-28-02	55,384 62	57,352 08	1,967 46-
SHARES: 600.00	SOLD 06-06-02 ACQUIRED 03-06-02	7,224.08	7,510.71	286.63-
#REORG/JDM RLTY CORP STK MERGER TO DEVELOPERS DIVERSIFIED SEC#2266820 EFF 3/13/03				
SHARES: 900 00	SOLD 06-07-02 ACQUIRED 08-17-01	10,874 19	10,520 97	353.22
SHARES: 4,500 00	SOLD 06-07-02 ACQUIRED 09-28-01	54,370.96	47,717 57	6,653 39
SHARES: 3,400.00	SOLD 06-07-02 ACQUIRED 12-20-01	41,080.27	41,920.11	839 84-

The Northern Trust Company
 50 South LaSalle Street, Chicago, Illinois 60675
 (312) 630-6000

THE LYNDE AND HARRY BRADLEY FOUNDATION
 URDANG INVESTMENT MANAGEMENT

FEDERAL SCHEDULE OF GAINS AND LOSSES
 ACCOUNT TRANSACTIONS TAXABLE DURING THE PERIOD
 01-01-02 THROUGH 12-31-02

03192 ACCOUNT NO. 26-05378
 SS870 AAB

DESCRIPTION OF PROPERTY	DATE SOLD/ ACQUIRED	SALES PROCEEDS	COST BASIS	GAIN/LOSS
SHARES: 1,100 00	SOLD 06-07-02 ACQUIRED 01-24-02	13,290.68	13,598.03	307 35-
SHARES: 100 00	SOLD 06-07-02 ACQUIRED 01-28-02	1,208.24	1,237.78	29 54-
SHARES: 1,500 00	SOLD 06-07-02 ACQUIRED 02-06-02	18,123.65	18,641.76	518.11-
SHARES: 2,300.00	SOLD 06-07-02 ACQUIRED 02-21-02	27,789.60	28,617.85	828 25-
SHARES: 400.00	SOLD 06-07-02 ACQUIRED 02-28-02	4,832.98	4,911.14	78.16-
LASALLE HOTEL PTYS SH BEN INT COM STK				
SHARES: 2,200 00	SOLD 06-13-02 ACQUIRED 11-16-01	32,335.72	20,222.84	12,112.88
BOYKIN LODGING CO COM				
SHARES: 6,600 00	SOLD 06-14-02 ACQUIRED 02-20-02	61,708.13	58,437.72	3,270 41

#REORG/JDM RLTY CORP STK MERGER TO
 DEVELOPERS DIVERSIFIED SEC#2266820 EFF
 3/13/03

The Northern Trust Company
 50 South LaSalle Street, Chicago, Illinois 60675
 (312) 630-6000

THE LYNDE AND HARRY BRADLEY FOUNDATION
 URDANG INVESTMENT MANAGEMENT

03192 ACCOUNT NO. 26-05378
 AAB

FEDERAL SCHEDULE OF GAINS AND LOSSES
 ACCOUNT TRANSACTIONS TAXABLE DURING THE PERIOD
 01-01-02 THROUGH 12-31-02

DESCRIPTION OF PROPERTY	DATE SOLD/ ACQUIRED	SALES PROCEEDS	COST BASIS	GAIN/LOSS
LASALLE HOTEL PPTYS SH BEN INT COM STK	06-14-02 SOLD 09-24-01 ACQUIRED	12,022.53	10,471.75	1,550.78
MILLS CORP COM STK PAR #0.01	06-14-02 SOLD 11-16-01 ACQUIRED	39,283.81	24,818.94	14,464.87
#REORG/JDM RLTG CORP STK MERGER TO DEVELOPERS DIVERSIFIED SEC#2266820 EFF 3/13/03	06-17-02 SOLD 05-02-02 ACQUIRED	29,659.80	27,686.50	1,973.30
BOYKIN LODGING CO COM	06-18-02 SOLD 09-25-01 ACQUIRED	27,557.08	23,740.01	3,817.07
MILLS CORP COM STK PAR #0.01	06-18-02 SOLD 02-20-02 ACQUIRED	8,433.91	7,968.78	465.13
SHARES	06-18-02 SOLD 09-24-01 ACQUIRED	2,396.27	2,094.35	301.92
SHARES	06-18-02 SOLD 09-25-01 ACQUIRED	2,300.00	23,740.01	3,817.07
SHARES	06-19-02 SOLD 02-20-02 ACQUIRED	900.00	7,968.78	465.13

The Northern Trust Company
 50 South LaSalle Street, Chicago, Illinois 60675
 (312) 630-6000

THE LYNDE AND HARRY BRADLEY FOUNDATION
 URDANG INVESTMENT MANAGEMENT

FEDERAL SCHEDULE OF GAINS AND LOSSES
 ACCOUNT TRANSACTIONS TAXABLE DURING THE PERIOD
 01-01-02 THROUGH 12-31-02

03142 ACCOUNT NO. 26-05378
 AAB

DESCRIPTION OF PROPERTY	DATE SOLD/ ACQUIRED	SALES PROCEEDS	COST BASIS	GAIN/LOSS
MERISTAR HOSPITALITY CORP REIT				
SHARES:	06-19-02 SOLD	52,920 92	49,835.70	3,085 22
	05-02-02 ACQUIRED			
MACERICH CO COM				
SHARES	06-20-02 SOLD	7,674.77	7,195 00	479 77
	02-06-02 ACQUIRED			
SHARES	06-20-02 SOLD	27,629.16	30,411.00	2,781 84-
	03-12-02 ACQUIRED			
MILLS CORP COM STK PAR \$0.01				
SHARES:	06-21-02 SOLD	55,006.54	44,505.76	10,700.58
	11-14-01 ACQUIRED			
SHARES:	06-21-02 SOLD	23,751.28	20,157 04	3,594 24
	12-18-01 ACQUIRED			
SHARES:	06-21-02 SOLD	68,284.94	59,159 45	9,125 49
	02-28-02 ACQUIRED			
SHARES:	06-21-02 SOLD	41,564 75	38,761 10	2,803.65
	05-02-02 ACQUIRED			
GENERAL GROWTH PRYS INC COM				

2171

The Northern Trust Company
 50 South LaSalle Street, Chicago, Illinois 60675
 (312) 630-6000

THE LYNDE AND HARRY BRADLEY FOUNDATION
 URDANG INVESTMENT MANAGEMENT

03142 ACCOUNT NO. 26-05378
 AAB

FEDERAL SCHEDULE OF GAINS AND LOSSES
 ACCOUNT TRANSACTIONS TAXABLE DURING THE PERIOD
 01-01-02 THROUGH 12-31-02

DESCRIPTION OF PROPERTY	DATE SOLD/ ACQUIRED	SALES PROCEEDS	COST BASIS	GAIN/LOSS
MACERICH CO COM SHARES:	SOLD 06-25-02 ACQUIRED 12-18-01	25,122.54	19,013.20	6,109.34
MERISTAR HOSPITALITY CORP REIT SHARES:	SOLD 06-25-02 ACQUIRED 11-14-01	6,107.81	4,922.86	1,184.95
MILLS CORP COM STK PAR \$0.01 SHARES:	SOLD 06-26-02 ACQUIRED 02-06-02	43,010.90	40,292.00	2,718.90
SIMON PPTY GROUP INC COM SHARES:	SOLD 06-26-02 ACQUIRED 10-15-01	53,458.39	40,341.60	13,116.79
BOYKIN LODGING CO COM SHARES:	SOLD 06-26-02 ACQUIRED 02-06-02	25,131.69	21,322.00	3,809.69
NEW PLAN EXCEL RLTY TR INC SHARES:	SOLD 06-27-02 ACQUIRED 02-20-02	4,974.84	4,427.10	547.74

The Northern Trust Company
 50 South LaSalle Street, Chicago, Illinois 60675
 (312) 630-6000

THE LYNDE AND HARRY BRADLEY FOUNDATION
 URDANG INVESTMENT MANAGEMENT

FEDERAL SCHEDULE OF GAINS AND LOSSES
 ACCOUNT TRANSACTIONS TAXABLE DURING THE PERIOD
 01-01-02 THROUGH 12-31-02

03192 ACCOUNT NO 26-05378
 AAB

DESCRIPTION OF PROPERTY	DATE SOLD/ ACQUIRED	SALES PROCEEDS	COST BASIS	GAIN/LOSS
BOYKIN LODGING CO COM	06-28-02 SOLD	94,689.52	84,335.81	10,353.71
BOYKIN LODGING CO COM	07-01-02 SOLD	3,087.62	2,656.26	431.36
BOYKIN LODGING CO COM	07-01-02 SOLD	4,096.19	3,541.68	554.51
TAUBMAN CTRS INC COM	07-01-02 SOLD	159,419.18	159,850.00	430.82-
BOYKIN LODGING CO COM	07-01-02 SOLD	9,777.60	8,854.20	923.40
CAMDEN PPTY TR SH BEN INT	07-02-02 SOLD	3,694.89	3,619.00	75.89
LIBERTY PPTY TR SH BEN INT	07-02-02 SOLD	118,236.43	119,488.00	1,251.57-
	12-18-01 ACQUIRED			
	09-24-01 ACQUIRED			
	02-20-02 ACQUIRED			
	03-05-02 ACQUIRED			
	02-20-02 ACQUIRED			
	01-24-02 ACQUIRED			

The Northern Trust Company
 50 South LaSalle Street, Chicago, Illinois 60675
 (312) 630-6000

THE LYNDE AND HARRY BRADLEY FOUNDATION
 URDANG INVESTMENT MANAGEMENT

03192 ACCOUNT NO. 26-05378
 AAB

FEDERAL SCHEDULE OF GAINS AND LOSSES
 ACCOUNT TRANSACTIONS TAXABLE DURING THE PERIOD
 01-01-02 THROUGH 12-31-02

DESCRIPTION OF PROPERTY	DATE SOLD/ ACQUIRED	SALES PROCEEDS	COST BASIS	GAIN/LOSS
SHARES: 1,300.00	SOLD 07-02-02 ACQUIRED 12-18-01	44,263.79	38,415.00	5,848.79
MILLS CORP COM STK PAR #0 01				
SHARES: 1,300.00	SOLD 07-02-02 ACQUIRED 10-15-01	39,247.37	29,135.60	10,111.77
TAUBMAN CTRS INC COM				
SHARES: 7,900.00	SOLD 07-02-02 ACQUIRED 03-05-02	118,433.22	119,133.48	700.26-
SIMON PPTY GROUP INC COM				
SHARES: 1,900.00	SOLD 07-03-02 ACQUIRED 11-13-01	68,147.90	53,444.62	14,703.28
SHARES: 2,600.00	SOLD 07-03-02 ACQUIRED 02-06-02	93,255.03	79,196.00	14,059.03
SIMON PPTY GROUP INC COM				
SHARES: 2,600.00	SOLD 07-08-02 ACQUIRED 09-25-01	93,764.09	67,388.75	26,375.34
SIMON PPTY GROUP INC COM				
SHARES: 700.00	SOLD 07-08-02 ACQUIRED 09-19-01	25,168.93	19,200.12	5,968.81

The Northern Trust Company
 50 South LaSalle Street, Chicago, Illinois 60675
 (312) 630-6000

THE LYNDE AND HARRY BRADLEY FOUNDATION
 URDANG INVESTMENT MANAGEMENT

03142 ACCOUNT NO. 26-05378
 AAB

FEDERAL SCHEDULE OF GAINS AND LOSSES
 ACCOUNT TRANSACTIONS TAXABLE DURING THE PERIOD
 01-01-02 THROUGH 12-31-02

DATE SOLD/ ACQUIRED	SALES PROCEEDS	COST BASIS	GAIN/LOSS	DESCRIPTION OF PROPERTY
07-08-02 ACQUIRED	35,955.61	25,918.75	10,036.86	SHARES: SOLD 1,000 00
07-08-02 ACQUIRED	50,337.86	38,176.25	12,161.61	SHARES: SOLD 1,400 00
07-08-02 ACQUIRED	14,382.25	11,251.50	3,130.75	SHARES: SOLD 400.00
BOYKIN LODGING CO COM				
07-11-02 ACQUIRED	51,486.54	41,041.71	10,444.83	SHARES: SOLD 5,700 00
07-11-02 ACQUIRED	9,032.73	7,240.00	1,792.73	SHARES: SOLD 1,000 00
07-11-02 ACQUIRED	9,032.72	8,390.00	642.72	SHARES: SOLD 1,000.00
07-11-02 ACQUIRED	6,322.91	6,197.94	124.97	SHARES: SOLD 700.00
07-11-02 ACQUIRED	11,742.54	11,109.28	633.26	SHARES: SOLD 1,300 08
07-11-02 ACQUIRED	5,419.64	5,117.70	301.94	SHARES: SOLD 600.00
AMB PPTY CORP REIT				

The Northern Trust Company
 50 South LaSalle Street, Chicago, Illinois 60675
 (312) 630-6000

THE LYNDE AND HARRY BRADLEY FOUNDATION
 URDANG INVESTMENT MANAGEMENT

FEDERAL SCHEDULE OF GAINS AND LOSSES
 ACCOUNT TRANSACTIONS TAXABLE DURING THE PERIOD
 01-01-02 THROUGH 12-31-02

03192 ACCOUNT NO. 26-05578
 AAB

SS870

DESCRIPTION OF PROPERTY	DATE SOLD/ ACQUIRED	SALES PROCEEDS	COST BASIS	GAIN/LOSS
GLIMCHER RLY TR COMMON STOCK				
SHARES:	07-16-02 SOLD	5,384.84	5,430.00	45 16-
	06-27-02 ACQUIRED			
SHARES:	07-16-02 SOLD	64,618.04	64,152.00	466.04
	06-27-02 ACQUIRED			
APARTMENT INVT & MGMT CO CL A				
SHARES:	07-18-02 SOLD	8,916.77	9,320.28	403 51-
	06-06-02 ACQUIRED			
SHARES:	07-18-02 SOLD	35,667.08	37,680.40	2,013 32-
	07-09-02 ACQUIRED			
CAMDEN PPTY TR SH BEN INT				
SHARES:	07-18-02 SOLD	53,406.55	57,904.00	4,497.45-
	09-24-01 ACQUIRED			
HERITAGE PPTY INVT TR INC COM				
SHARES:	07-19-02 SOLD	57,141.89	58,396.77	1,254.88-
	07-01-02 ACQUIRED			
SL GREEN RLY CORP COM STK				

The Northern Trust Company
 50 South LaSalle Street, Chicago, Illinois 60675
 (312) 630-6000

THE LYNDE AND HARRY BRADLEY FOUNDATION
 URDANG INVESTMENT MANAGEMENT

03142 ACCOUNT NO. 26-05378
 AAB SS870

FEDERAL SCHEDULE OF GAINS AND LOSSES
 ACCOUNT TRANSACTIONS TAXABLE DURING THE PERIOD
 01-01-02 THROUGH 12-31-02

DESCRIPTION OF PROPERTY	DATE SOLD/ ACQUIRED	SALES PROCEEDS	COST BASIS	GAIN/LOSS
SHARES: AMB PPTY CORP REIT	07-19-02 SOLD	115,031.28	107,219.12	7,817.16
SHARES: ACQUIRED	09-20-01			
SHARES: 200.00	07-19-02 SOLD	6,390.63	5,912.00	478.63
SHARES: ACQUIRED	11-13-01			
SHARES: 400.00	07-19-02 SOLD	10,977.94	9,369.00	1,613.94
SHARES: ACQUIRED	09-24-01			
ALEXANDRIA REAL ESTATE EQUITIES INC COM				
SHARES: 2,900.00	07-22-02 SOLD	120,268.65	121,800.00	1,531.35
SHARES: ACQUIRED	07-18-02			
ESSEX PPTY TR REIT				
SHARES: 900.00	07-22-02 SOLD	43,144.69	44,963.55	1,818.86
SHARES: ACQUIRED	07-11-02			
HERITAGE PPTY INVNT TR INC COM				
SHARES: 100.00	07-22-02 SOLD	2,470.27	2,493.59	23.32
SHARES: ACQUIRED	04-24-02			
SHARES: 900.00	07-22-02 SOLD	22,232.43	22,850.91	618.48
SHARES: ACQUIRED	07-01-02			

81M

The Northern Trust Company
 50 South LaSalle Street, Chicago, Illinois 60675
 (312) 630-6000

THE LYNDE AND HARRY BRADLEY FOUNDATION
 URDANG INVESTMENT MANAGEMENT

03142 ACCOUNT NO. 26-05378
 AAB SS870

FEDERAL SCHEDULE OF GAINS AND LOSSES
 ACCOUNT TRANSACTIONS TAXABLE DURING THE PERIOD
 01-01-02 THROUGH 12-31-02

DESCRIPTION OF PROPERTY	DATE SOLD/ ACQUIRED	SALES PROCEEDS	COST BASIS	GAIN/LOSS
SHARES, MERISTAR HOSPITALITY CORP REIT	07-24-02 SOLD 07-18-02 ACQUIRED	26,914.18	29,400 00	2,485 82-
SHARES, FIRST INDL RLY TR INC COM	07-24-02 SOLD 02-05-02 ACQUIRED	8,364 54	10,065.72	1,701.18-
SHARES, HOST MARRIOTT CORP NEW REIT	07-25-02 SOLD 07-01-02 ACQUIRED	50,904.28	55,261.05	4,356.77-
SHARES, PUBLIC STORAGE INC COM	07-25-02 SOLD 05-01-02 ACQUIRED	12,533.68	16,840.18	4,306 50-
SHARES, VORNADO RLY TR COMMON STOCK	07-25-02 SOLD 06-07-02 ACQUIRED	57,763.07	60,689 49	2,926.42-
SHARES, VORNADO RLY TR COMMON STOCK	07-25-02 SOLD 06-12-02 ACQUIRED	23,784.79	25,095 00	1,310.21-

b/hj

The Northern Trust Company
 50 South LaSalle Street, Chicago, Illinois 60675
 (312) 630-6000

03142 ACCOUNT NO. 26-05378 THE LYNDE AND HARRY BRADLEY FOUNDATION
 SS870 AAB URDANG INVESTMENT MANAGEMENT

FEDERAL SCHEDULE OF GAINS AND LOSSES
 ACCOUNT TRANSACTIONS TAXABLE DURING THE PERIOD
 01-01-02 THROUGH 12-31-02

DESCRIPTION OF PROPERTY	DATE SOLD/ ACQUIRED	SALES PROCEEDS	COST BASIS	GAIN/LOSS
SHARES: 300 00	SOLD 07-25-02 ACQUIRED 06-24-02	11,611 44	13,638.09	2,026 65-
FIRST INDL RLTY TR INC COM				
SHARES: 100.00	SOLD 07-26-02 ACQUIRED 08-29-01	3,058.15	3,117.74	59.59-
SHARES: 1,700 00	SOLD 07-26-02 ACQUIRED 07-01-02	51,988.51	55,261.05	3,272.54-
FIRST INDL RLTY TR INC COM				
SHARES 1,300 00	SOLD 07-26-02 ACQUIRED 07-01-02	39,805.57	42,258 45	2,452 88-
MERISTAR HOSPITALITY CORP REIT				
SHARES: 3,200.00	SOLD 07-26-02 ACQUIRED 02-04-02	37,918.85	45,519 36	7,600 51-
SHARES: 800 00	SOLD 07-26-02 ACQUIRED 02-05-02	9,479 71	11,503 68	2,023 97-
PUBLIC STORAGE INC COM				
SHARES: 200 00	SOLD 07-26-02 ACQUIRED 06-07-02	7,019.79	7,135.68	115 89-

The Northern Trust Company
 50 South LaSalle Street, Chicago, Illinois 60675
 (312) 630-6000

THE LYNDE AND HARRY BRADLEY FOUNDATION
 URDANG INVESTMENT MANAGEMENT

03192 ACCOUNT NO. 26-05378
 SS870 AAB

FEDERAL SCHEDULE OF GAINS AND LOSSES
 ACCOUNT TRANSACTIONS TAXABLE DURING THE PERIOD
 01-01-02 THROUGH 12-31-02

DESCRIPTION OF PROPERTY	DATE SOLD/ ACQUIRED	SALES PROCEEDS	COST BASIS	GAIN/LOSS
SHARES; PUBLIC STORAGE INC COM	07-26-02 SOLD 06-07-02 ACQUIRED	3,509 89	3,569.97	60 08-
SHARES; PUBLIC STORAGE INC COM	07-26-02 SOLD 12-24-01 ACQUIRED	70,010.88	66,889 60	3,121 28
SHARES; MERISTAR HOSPITALITY CORP REIT	07-26-02 SOLD 06-07-02 ACQUIRED	17,502 72	17,839.20	336 48-
SHARES; PUBLIC STORAGE INC COM	07-26-02 SOLD 02-04-02 ACQUIRED	2,610.08	2,844.96	234.88-
SHARES; PUBLIC STORAGE INC COM	07-29-02 SOLD 10-26-01 ACQUIRED	14,575 08	13,220 00	1,355.08
SHARES; PUBLIC STORAGE INC COM	07-29-02 SOLD 12-27-01 ACQUIRED	32,793.93	30,069.00	2,724 93

The Northern Trust Company
 50 South LaSalle Street, Chicago, Illinois 60675
 (312) 630-6000

THE LYNDE AND HARRY BRADLEY FOUNDATION
 URDANG INVESTMENT MANAGEMENT

03142 ACCOUNT NO 26-05378
 AAB

FEDERAL SCHEDULE OF GAINS AND LOSSES
 ACCOUNT TRANSACTIONS TAXABLE DURING THE PERIOD
 01-01-02 THROUGH 12-31-02

DATE SOLD/ ACQUIRED	SALES PROCEEDS	COST BASIS	GAIN/LOSS	DESCRIPTION OF PROPERTY
07-29-02 ACQUIRED 12-27-01	32,796 90	30,069.00	2,727 90	SHARES: FIRST INDL RLTLY TR INC COM
07-30-02 ACQUIRED 09-21-01	96,180.49	86,884 92	9,295.57	SHARES: SHARES:
07-30-02 ACQUIRED 09-25-01	136,514.24	123,622 48	12,891.76	SHARES: SHARES:
07-30-02 ACQUIRED 10-15-01	15,512 98	14,260.04	1,252 94	SHARES: MERISTAR HOSPITALITY CORP REIT
07-30-02 ACQUIRED 02-04-02	5,535.83	5,689.92	154 09-	SHARES: PUBLIC STORAGE INC COM
07-30-02 ACQUIRED 09-24-01	29,325 19	26,368 00	2,957 19	SHARES: SHARES
07-30-02 ACQUIRED 10-26-01	3,665.65	3,305 00	360.65	SHARES: EQUITY OFFICE PTYS TR REIT

The Northern Trust Company
 50 South LaSalle Street, Chicago, Illinois 60675
 (312) 630-6000

THE LYNDE AND HARRY BRADLEY FOUNDATION
 URDANG INVESTMENT MANAGEMENT

03142 ACCOUNT NO. 26-05378
 AAB

FEDERAL SCHEDULE OF GAINS AND LOSSES
 ACCOUNT TRANSACTIONS TAXABLE DURING THE PERIOD
 01-01-02 THROUGH 12-31-02

DESCRIPTION OF PROPERTY	DATE SOLD/ ACQUIRED	SALES PROCEEDS	COST BASIS	GAIN/LOSS
SHARES: 9,600.00	SOLD 07-31-02 ACQUIRED 04-24-02	120,078.92	131,113.02	11,034.10-
EQUITY OFFICE PTYS TR REIT				
SHARES: 1,517.00	SOLD 07-31-02 ACQUIRED 02-07-02	39,913.34	42,348.06	2,434.72-
MILLS CORP COM STRK PAR #0 01				
SHARES: 500.00	SOLD 08-06-02 ACQUIRED 10-15-01	14,474.56	11,041.75	3,432.81
SHARES: 400.00	SOLD 08-06-02 ACQUIRED 07-22-02	11,579.65	10,764.24	815.41
SHARES: 500.00	SOLD 08-06-02 ACQUIRED 07-24-02	14,474.56	12,025.00	2,449.56
MERISTAR HOSPITALITY CORP REIT				
SHARES: 2,900.00	SOLD 08-07-02 ACQUIRED 02-04-02	35,685.74	41,251.92	5,566.18-
HOST MARRIOTT CORP NEW REIT				
SHARES: 3,300.00	SOLD 08-14-02 ACQUIRED 04-18-02	31,533.18	39,409.92	7,876.74-

The Northern Trust Company
 50 South LaSalle Street, Chicago, Illinois 60675
 (312) 630-6000

THE LYNDE AND HARRY BRADLEY FOUNDATION
 URDANG INVESTMENT MANAGEMENT

03162 ACCOUNT NO. 26-05378
 SS870 AAB

FEDERAL SCHEDULE OF GAINS AND LOSSES
 ACCOUNT TRANSACTIONS TAXABLE DURING THE PERIOD
 01-01-02 THROUGH 12-31-02

DESCRIPTION OF PROPERTY	DATE SOLD/ ACQUIRED	SALES PROCEEDS	COST BASIS	GAIN/LOSS
SHARES: 2,300.00	SOLD 08-14-02 ACQUIRED 05-01-02	21,977.68	27,666.01	5,688 33-
MERISTAR HOSPITALITY CORP REIT				
SHARES: 2,500.00	SOLD 08-14-02 ACQUIRED 02-04-02	27,787.66	35,562.00	7,774.34-
SHARES: 1,800.00	SOLD 08-14-02 ACQUIRED 02-04-02	20,007 11	25,434 00	5,426 89-
SHARES: 500.00	SOLD 08-14-02 ACQUIRED 02-06-02	5,557 53	7,005.00	1,447 47-
CATELLUS DEV CORP				
SHARES: 700 00	SOLD 08-15-02 ACQUIRED 04-18-02	14,048 57	14,718 55	669 98-
HOME PROPERTIES OF NEW YORK INC COMMON STOCK				
SHARES: 400.00	SOLD 08-15-02 ACQUIRED 09-25-01	13,735.58	11,544.08	2,191 50
MERISTAR HOSPITALITY CORP REIT				
SHARES: 1,900.00	SOLD 08-15-02 ACQUIRED 10-15-01	20,859.47	21,690 59	831.12-

The Northern Trust Company
 50 South LaSalle Street, Chicago, Illinois 60675
 (312) 630-6000

THE LYNDE AND HARRY BRADLEY FOUNDATION
 URDANG INVESTMENT MANAGEMENT

ACCOUNT NO. 26-05378 AAB
 SS870

FEDERAL SCHEDULE OF GAINS AND LOSSES
 ACCOUNT TRANSACTIONS TAXABLE DURING THE PERIOD
 01-01-02 THROUGH 12-31-02

DESCRIPTION OF PROPERTY	DATE SOLD/ ACQUIRED	SALES PROCEEDS	COST BASIS	GAIN/LOSS
SHARES: 3,800.00	08-15-02 SOLD 10-15-01 ACQUIRED	41,718.93	43,480.97	1,762.04-
MERISTAR HOSPITALITY CORP REIT				
SHARES: 1,300.00	08-15-02 SOLD 10-15-01 ACQUIRED	14,252.12	14,875.07	622.95-
HOST MARRIOTT CORP NEW REIT				
SHARES: 200.00	08-15-02 SOLD 02-06-02 ACQUIRED	2,192.63	2,802.00	609.37-
EQUITY OFFICE PTYS TR REIT				
SHARES: 600.00	08-16-02 SOLD 02-28-02 ACQUIRED	5,819.94	6,279.00	459.06-
MERISTAR HOSPITALITY CORP REIT				
SHARES: 783.00	08-23-02 SOLD 02-07-02 ACQUIRED	21,220.77	21,857.96	637.19-
MERISTAR HOSPITALITY CORP REIT				
SHARES: 2,000.00	08-23-02 SOLD 10-11-01 ACQUIRED	22,599.31	22,648.20	48.89-
MERISTAR HOSPITALITY CORP REIT				
SHARES: 400.00	08-23-02 SOLD 10-15-01 ACQUIRED	4,519.87	4,566.44	46.57-

SPH1

The Northern Trust Company
 50 South LaSalle Street, Chicago, Illinois 60675
 (312) 630-6000

THE LYNDE AND HARRY BRADLEY FOUNDATION
 URDANG INVESTMENT MANAGEMENT

FEDERAL SCHEDULE OF GAINS AND LOSSES
 ACCOUNT TRANSACTIONS TAXABLE DURING THE PERIOD
 01-01-02 THROUGH 12-31-02

03142 ACCOUNT NO 26-05378
 AAB

DESCRIPTION OF PROPERTY	DATE SOLD/ ACQUIRED	SALES PROCEEDS	COST BASIS	GAIN/LOSS
STARWOOD HOTELS & RESORTS WORLDWIDE INC PAIRED CTF 1 CL B SH BEN INT STARWOOD PAIRED CTF 1 CL B SH BEN INT STARWOOD	SOLD 08-23-02 ACQUIRED 10-16-01	25,989 21	23,193 43	2,795 78
STARWOOD HOTELS & RESORTS WORLDWIDE INC SHARES: 1 PAIRED CTF 1 CL B SH BEN INT STARWOOD	SOLD 08-23-02 ACQUIRED 05-08-02	36,216.90	46,851 22	10,634 32-
##WEINGARTEN RLTY INVS COM REIT DO NOT USE SEE SEC#2912124	SOLD 09-04-02 ACQUIRED 07-02-02	53,413.57	50,397 62	3,015 95
HOME PROPERTIES OF NEW YORK INC COMMON STOCK	SOLD 09-10-02 ACQUIRED 09-25-01	44,120 66	37,518.26	6,602.40
HOME PROPERTIES OF NEW YORK INC COMMON STOCK	SOLD 09-10-02 ACQUIRED 09-25-01	64,503.06	54,834.38	9,668 68
HOST MARRIOTT CORP NEW REIT	SOLD 09-10-02 ACQUIRED 09-25-01	64,503.06	54,834.38	9,668 68

The Northern Trust Company
 50 South LaSalle Street, Chicago, Illinois 60675
 (312) 630-6000

THE LYNDE AND HARRY BRADLEY FOUNDATION
 URDANG INVESTMENT MANAGEMENT

03142 ACCOUNT NO. 26-05378
 SS870 AAB

FEDERAL SCHEDULE OF GAINS AND LOSSES
 ACCOUNT TRANSACTIONS TAXABLE DURING THE PERIOD
 01-01-02 THROUGH 12-31-02

DESCRIPTION OF PROPERTY	DATE SOLD/ ACQUIRED	SALES PROCEEDS	COST BASIS	GAIN/LOSS
SHARES, 400.00	SOLD 09-12-02 ACQUIRED 12-24-01	3,920.76	3,651.16	269.60
SHARES, 200.00	SOLD 09-12-02 ACQUIRED 02-15-02	1,960.38	2,089.80	129.42-
SHARES, 700.00	SOLD 09-12-02 ACQUIRED 02-22-02	6,861.33	7,293.30	431.97-
SHARES, 3,700.00	SOLD 09-12-02 ACQUIRED 02-22-02	36,267.05	38,665.00	2,397.95-
SHARES, 4,000.00	SOLD 09-12-02 ACQUIRED 02-28-02	39,207.61	41,860.00	2,652.39-
MACERICH CO COM				
SHARES, 3,000.00	SOLD 09-12-02 ACQUIRED 09-24-01	91,842.23	63,351.35	28,490.88
HOST MARRIOTT CORP NEW REIT				
SHARES, 1,700.00	SOLD 09-18-02 ACQUIRED 09-25-01	16,662.05	11,894.39	4,767.66
SHARES, 4,400.00	SOLD 09-18-02 ACQUIRED 12-24-01	43,125.29	40,162.76	2,962.53
HOST MARRIOTT CORP NEW REIT				

The Northern Trust Company
 50 South LaSalle Street, Chicago, Illinois 60675
 (312) 630-6000

THE LYNDE AND HARRY BRADLEY FOUNDATION
 URDANG INVESTMENT MANAGEMENT

03142 ACCOUNT NO. 26-05378
 AAB

FEDERAL SCHEDULE OF GAINS AND LOSSES
 ACCOUNT TRANSACTIONS TAXABLE DURING THE PERIOD
 01-01-02 THROUGH 12-31-02

DESCRIPTION OF PROPERTY	DATE SOLD/ ACQUIRED	SALES PROCEEDS	COST BASIS	GAIN/LOSS
SHARES: 4,200.00	SOLD 09-18-02 ACQUIRED 09-25-01	40,962.62	29,386.13	11,576.49
SHARES: 4,800.00	SOLD 09-18-02 ACQUIRED 10-19-01	46,814.42	32,784.00	14,030.42
MERISTAR HOSPITALITY CORP REIT				
SHARES: 2,700.00	SOLD 09-27-02 ACQUIRED 10-04-01	24,253.63	26,390.07	2,136.44-
SHARES: 1,700.00	SOLD 09-27-02 ACQUIRED 10-16-01	15,270.81	17,142.97	1,872.16-
SHARES: 2,300.00	SOLD 09-27-02 ACQUIRED 10-22-01	20,660.50	21,885.17	1,224.67-
SHARES: 3,500.00	SOLD 09-27-02 ACQUIRED 10-23-01	31,439.90	33,859.35	2,419.45-
SHARES: 2,600.00	SOLD 09-27-02 ACQUIRED 11-07-01	23,355.35	25,361.18	2,005.83-
HERITAGE PPTY INVT TR INC COM				
SHARES: 100.00	SOLD 10-01-02 ACQUIRED 04-23-02	2,475.13	2,445.19	29.94
SHARES: 4,500.00	SOLD 10-01-02 ACQUIRED 04-24-02	111,380.63	110,753.50	627.13
MILLS CORP COM STK PAR #0 01				

pehl

The Northern Trust Company
 50 South LaSalle Street, Chicago, Illinois 60675
 (312) 630-6000

03162 ACCOUNT NO. 26-05378 THE LYNDE AND HARRY BRADLEY FOUNDATION
 55870 AAB URDANG INVESTMENT MANAGEMENT

FEDERAL SCHEDULE OF GAINS AND LOSSES
 ACCOUNT TRANSACTIONS TAXABLE DURING THE PERIOD
 01-01-02 THROUGH 12-31-02

PAGE 35

DESCRIPTION OF PROPERTY	DATE SOLD/ ACQUIRED	SALES PROCEEDS	COST BASIS	GAIN/LOSS
SHARES, 1,700 00	SOLD 10-01-02 ACQUIRED 10-15-01	50,246 57	37,541 95	12,704 62
SHARES, 2,400 00	SOLD 10-01-02 ACQUIRED 10-16-01	70,936 34	52,713 12	18,223 22
STOCK				
SHARES, 2,700 00	SOLD 10-01-02 ACQUIRED 11-13-01	42,905 48	38,002 04	4,903 44
SHARES, 2,500 00	SOLD 10-01-02 ACQUIRED 07-12-02	39,727 30	37,737 00	1,990 30
SHARES, 300 00	SOLD 10-01-02 ACQUIRED 07-15-02	4,767 27	4,382 79	384 48
SHARES, 700 00	SOLD 10-01-02 ACQUIRED 07-16-02	11,123 64	10,206 70	916 94
SHARES, 200 00	SOLD 10-01-02 ACQUIRED 07-23-02	3,178 19	2,820 10	358 09
MARRIOTT INTL INC NEW COM STK CL A				
SHARES, 3,300 00	SOLD 10-15-02 ACQUIRED 07-30-02	101,438 28	113,553 00	12,114 72-
NEWCASTLE INVT CORP NEW COM				

6PH1

The Northern Trust Company
 50 South LaSalle Street, Chicago, Illinois 60675
 (312) 630-6000

THE LYNDE AND HARRY BRADLEY FOUNDATION
 URDANG INVESTMENT MANAGEMENT

03142 ACCOUNT NO 26-05378
 AAB SS870

FEDERAL SCHEDULE OF GAINS AND LOSSES
 ACCOUNT TRANSACTIONS TAXABLE DURING THE PERIOD
 01-01-02 THROUGH 12-31-02

DESCRIPTION OF PROPERTY	DATE SOLD/ACQUIRED	SALES PROCEEDS	COST BASIS	GAIN/LOSS
STARWOOD HOTELS & RESORTS WORLDWIDE INC PAIRED CTF 1 CL B SH BEN INT STARWOOD PAIRED CTF 1 CL B SH BEN INT STARWOOD	SOLD 10-15-02 ACQUIRED 10-10-02	59,568.20	59,800.00	231.80-
STARWOOD HOTELS & RESORTS WORLDWIDE INC	SHARES; SOLD 10-15-02 ACQUIRED 05-08-02	57,431.26	90,098.50	32,667.24-
BRANDYWINE RLY TR SH BEN INT NEW REIT	SOLD 10-18-02 ACQUIRED 08-23-02	30,524.07	33,150.00	2,625.93-
CARRAMERICA RLY CORP COM REIT	SOLD 10-18-02 ACQUIRED 02-15-02	16,897.49	21,217.00	4,319.51-
CARRAMERICA RLY CORP COM REIT	SHARES; SOLD 10-18-02 ACQUIRED 05-08-02	38,622.83	49,360.00	10,737.17-
CARRAMERICA RLY CORP COM REIT	SOLD 10-18-02 ACQUIRED 02-15-02	36,212.05	45,465.00	9,252.95-
CHATEAU CMNTYS INC COM	SOLD 10-18-02 ACQUIRED 05-14-02	16,898.96	21,217.00	4,318.04-

The Northern Trust Company
 50 South LaSalle Street, Chicago, Illinois 60675
 (312) 630-6000

03192 ACCOUNT NO 26-05378 THE LYNDE AND HARRY BRADLEY FOUNDATION
 AAB URDANG INVESTMENT MANAGEMENT

FEDERAL SCHEDULE OF GAINS AND LOSSES
 ACCOUNT TRANSACTIONS TAXABLE DURING THE PERIOD
 01-01-02 THROUGH 12-31-02

DESCRIPTION OF PROPERTY	DATE SOLD/ ACQUIRED	SALES PROCEEDS	COST BASIS	GAIN/LOSS
SHARES; SOLD 10-18-02 600.00	10-18-02	15,866.28	15,288.01	578.27
PRENTISS PTYS TR SH BEN INT REIT				
ACQUIRED 11-06-01	11-06-01			
SHARES; SOLD 10-18-02 900.00	10-18-02	23,766.12	22,932.01	834.11
PRENTISS PTYS TR SH BEN INT REIT				
ACQUIRED 11-06-01	11-06-01			
SHARES; SOLD 10-18-02 2,700.00	10-18-02	71,298.37	75,252.01	3,953.64-
CHATEAU CMNTYS INC COM				
ACQUIRED 12-18-01	12-18-01			
SHARES; SOLD 10-18-02 1,700.00	10-18-02	44,891.56	52,669.51	7,777.95-
CHATEAU CMNTYS INC COM				
ACQUIRED 07-16-02	07-16-02			
SHARES; SOLD 10-18-02 200.00	10-18-02	5,281.36	5,532.63	251.27-
ARCHSTONE-SMITH TR COM				
ACQUIRED 06-24-02	06-24-02			
SHARES; SOLD 10-25-02 900.00	10-25-02	20,325.34	26,963.46	6,638.12-

The Northern Trust Company
 50 South LaSalle Street, Chicago, Illinois 60675
 (312) 630-6000

THE LYNDE AND HARRY BRADLEY FOUNDATION
 URDANG INVESTMENT MANAGEMENT

03142 ACCOUNT NO. 26-05378
 AAB SS870

FEDERAL SCHEDULE OF GAINS AND LOSSES
 ACCOUNT TRANSACTIONS TAXABLE DURING THE PERIOD
 01-01-02 THROUGH 12-31-02

DESCRIPTION OF PROPERTY	DATE SOLD/ACQUIRED	SALES PROCEEDS	COST BASIS	GAIN/LOSS
CARRAMERICA RLY CORP COM REIT				
SHARES:	SOLD 10-30-02	13,643 58	15,930 00	2,286.42-
	ACQUIRED 06-17-02			
CHATEAU CMNTYS INC COM				
SHARES:	SOLD 10-30-02	32,662.83	42,434 00	9,771.17-
	ACQUIRED 05-14-02			
PROLOGIS				
SHARES:	SOLD 10-30-02	11,244 66	14,676 19	3,431 53-
	ACQUIRED 11-14-01			
ARCHSTONE-SMITH TR COM				
SHARES:	SOLD 10-31-02	13,748.58	15,047 76	1,299.18-
	ACQUIRED 02-04-02			
PROLOGIS				
SHARES:	SOLD 10-31-02	45,828 62	53,100 00	7,271 38-
	ACQUIRED 06-17-02			

The Northern Trust Company
 50 South LaSalle Street, Chicago, Illinois 60675
 (312) 630-6000

THE LYNDE AND HARRY BRADLEY FOUNDATION
 URDANG INVESTMENT MANAGEMENT

03192 ACCOUNT NO 26-05378
 AAB
 SS870

FEDERAL SCHEDULE OF GAINS AND LOSSES
 ACCOUNT TRANSACTIONS TAXABLE DURING THE PERIOD
 01-01-02 THROUGH 12-31-02

DESCRIPTION OF PROPERTY	DATE SOLD/ ACQUIRED	SALES PROCEEDS	COST BASIS	GAIN/LOSS
SHARES: 1,300.00	10-31-02 SOLD	31,257.03	30,361.35	895.68
SHARES: 300.00	10-31-02 SOLD	7,213.16	7,367.16	154.00-
CHATEAU CMNTYS INC COM				
SHARES: 4,400.00	11-01-02 SOLD	97,264.78	129,150.47	31,885.69-
ACQUIRED	11-14-01			
TRIZEC PTYS INC REIT				
SHARES: 2,500.00	11-05-02 SOLD	24,549.25	37,770.50	13,221.25-
ACQUIRED	07-16-02			
SHARES: 2,600.00	11-05-02 SOLD	25,531.23	39,682.50	14,151.27-
ACQUIRED	07-17-02			
SHARES: 1,400.00	11-05-02 SOLD	13,747.58	19,867.12	6,119.54-
ACQUIRED	07-29-02			
HOSPITALITY PROPERTIES TRUST COMMON STOCK				
SHARES: 1,000.00	11-08-02 SOLD	33,424.39	30,392.40	3,031.99
ACQUIRED	07-19-02			
ARCHSTONE-SMITH TR COM				

The Northern Trust Company
 50 South LaSalle Street, Chicago, Illinois 60675
 (312) 630-6000

THE LYNDE AND HARRY BRADLEY FOUNDATION
 URDANG INVESTMENT MANAGEMENT

FEDERAL SCHEDULE OF GAINS AND LOSSES
 ACCOUNT TRANSACTIONS TAXABLE DURING THE PERIOD
 01-01-02 THROUGH 12-31-02

03162 ACCOUNT NO 26-05378
 SS870 AAB

DESCRIPTION OF PROPERTY	DATE SOLD/ ACQUIRED	SALES PROCEEDS	COST BASIS	GAIN/LOSS
SHARES: 2,100 00	11-14-02	48,704.88	52,416.00	3,711 12-
ACQUIRED	01-31-02			
SHARES: 3,900 00	11-14-02	90,451.92	97,810 44	7,358.52-
SOLD	11-14-02			
ACQUIRED	02-04-02			
CARRAMERICA RLTY CORP COM REIT				
SHARES: 1,200 00	11-14-02	28,171 31	36,372.00	8,200 69-
SOLD	11-14-02			
ACQUIRED	05-14-02			
SIMON PPTY GROUP INC COM				
SHARES: 2,400 00	11-14-02	80,168.62	82,243 44	2,074 82-
SOLD	11-14-02			
ACQUIRED	10-18-02			
CARRAMERICA RLTY CORP COM REIT				
SHARES: 1,800.00	11-18-02	42,868 40	54,208.08	11,339 68-
SOLD	11-18-02			
ACQUIRED	01-10-02			
SHARES: 300 00	11-18-02	7,144.74	8,928.36	1,783.62-
SOLD	11-18-02			
ACQUIRED	03-01-02			
SHARES: 4,000 00	11-18-02	95,263 12	121,240.00	25,976 88-
SOLD	11-18-02			
ACQUIRED	05-14-02			
APARTMENT INVT & MGMT CO CL A				

14341

The Northern Trust Company
 50 South LaSalle Street, Chicago, Illinois 60675
 (312) 630-6000

03192 ACCOUNT NO. 26-05378 THE LYNDE AND HARRY BRADLEY FOUNDATION
 SS870 AAB URDANG INVESTMENT MANAGEMENT

FEDERAL SCHEDULE OF GAINS AND LOSSES
 ACCOUNT TRANSACTIONS TAXABLE DURING THE PERIOD
 01-01-02 THROUGH 12-31-02

DESCRIPTION OF PROPERTY	DATE SOLD/ ACQUIRED	SALES PROCEEDS	COST BASIS	GAIN/LOSS
SHARES, 600.00	11-20-02 SOLD 05-31-02 ACQUIRED	22,417.66	27,693.66	5,276.00-
ARCHSTONE-SMITH TR COM				
SHARES, 1,600.00	11-20-02 SOLD 06-06-02 ACQUIRED	59,780.44	74,050.56	14,270.12-
SHARES, 200.00	11-20-02 SOLD 01-31-02 ACQUIRED	4,625.08	4,992.00	366.92-
SHARES, 2,800.00	11-20-02 SOLD 02-08-02 ACQUIRED	64,751.12	68,628.00	3,876.88-
SHARES, 2,500.00	11-20-02 SOLD 08-08-02 ACQUIRED	57,813.51	62,268.00	4,454.49-
NEWCASTLE INVT CORP NEW COM				
SHARES, 1,400.00	11-20-02 SOLD 10-10-02 ACQUIRED	19,165.42	18,200.00	965.42
SUMMIT PPTY INC COMMON STOCK				
SHARES, 3,400.00	11-20-02 SOLD 10-03-02 ACQUIRED	62,769.58	64,513.30	1,743.72-
CARRAMERICA RLTY CORP COM REIT				

1435

The Northern Trust Company
 50 South LaSalle Street, Chicago, Illinois 60675
 (312) 630-6000

THE LYNDE AND HARRY BRADLEY FOUNDATION
 URDANG INVESTMENT MANAGEMENT

03142 ACCOUNT NO. 26-05378
 SS870 AAB

FEDERAL SCHEDULE OF GAINS AND LOSSES
 ACCOUNT TRANSACTIONS TAXABLE DURING THE PERIOD
 01-01-02 THROUGH 12-31-02

DATE SOLD/ ACQUIRED	SALES PROCEEDS	COST BASIS	GAIN/LOSS	DESCRIPTION OF PROPERTY
11-21-02 ACQUIRED	54,892.90	66,700.00	11,807.10-	SHARES: 2,300.00 CHATEAU CMNTYS INC COM
11-21-02 SOLD	38,186.37	47,617.92	9,431.55-	SHARES: 1,600.00 SUMMIT PPTY INC COMMON STOCK
11-21-02 ACQUIRED	67,576.56	84,147.30	16,570.74-	SHARES: 3,000.00 CARRAMERICA RLYT CORP COM REIT
11-21-02 SOLD	57,661.35	58,820.95	1,159.60-	SHARES: 3,100.00 CRESCENT REAL ESTATE EQUITIES CO TEXAS COM
11-22-02 ACQUIRED	9,515.71	11,372.00	1,856.29-	SHARES: 400.00
11-22-02 SOLD	52,336.42	62,756.98	10,420.56-	SHARES: 2,200.00
11-22-02 ACQUIRED	19,031.42	23,200.00	4,168.58-	SHARES: 800.00

The Northern Trust Company
 50 South LaSalle Street, Chicago, Illinois 60675
 (312) 630-6000

03142 ACCOUNT NO. 26-05378

THE LYDDE AND HARRY BRADLEY FOUNDATION
 URDANG INVESTMENT MANAGEMENT

FEDERAL SCHEDULE OF GAINS AND LOSSES
 ACCOUNT TRANSACTIONS TAXABLE DURING THE PERIOD
 01-01-02 THROUGH 12-31-02

PAGE 43

DESCRIPTION OF PROPERTY	DATE SOLD/ ACQUIRED	SALES PROCEEDS	COST BASIS	GAIN/LOSS
SHARES: 400.00	SOLD 11-22-02 ACQUIRED 05-23-02	6,506.92	7,397.43	890.51-
NEWCASTLE INVNT CORP NEW COM				
SHARES: 3,800.00	SOLD 11-22-02 ACQUIRED 10-10-02	52,020.42	49,400.00	2,620.42
CRESCENT REAL ESTATE EQUITIES CO TEXAS COM				
SHARES: 1,100.00	SOLD 11-25-02 ACQUIRED 05-23-02	17,881.94	20,342.92	2,460.98-
SHARES: 3,600.00	SOLD 11-25-02 ACQUIRED 06-14-02	58,522.71	66,566.41	8,043.70-
MARRIOTT INTL INC NEW COM STK CL A				
SHARES: 1,200.00	SOLD 11-25-02 ACQUIRED 07-30-02	42,958.70	41,292.00	1,666.70
LIBERTY PPTY TR SH BEN INT				
SHARES: 100.00	SOLD 12-05-02 ACQUIRED 07-12-02	3,199.90	3,145.83	54.07
AMB PPTY CORP REIT				

1437

The Northern Trust Company
 50 South LaSalle Street, Chicago, Illinois 60675
 (312) 630-6000

THE LYNDE AND HARRY BRADLEY FOUNDATION
 URDANG INVESTMENT MANAGEMENT

FEDERAL SCHEDULE OF GAINS AND LOSSES
 ACCOUNT TRANSACTIONS TAXABLE DURING THE PERIOD
 01-01-02 THROUGH 12-31-02

DESCRIPTION OF PROPERTY	DATE SOLD/ ACQUIRED	SALES PROCEEDS	COST BASIS	GAIN/LOSS
BRE PROPERTIES INC CLASS A COMMON STOCK				
SHARES:				
SOLD 12-06-02	400 00	11,167.66	11,631.64	463 98-
ACQUIRED 09-06-02				
BRANDYWINE RLTY TR SH BEN INT NEW REIT				
SHARES:				
SOLD 12-06-02	600.00	18,270 34	19,370 82	1,100 48-
ACQUIRED 06-25-02				
CRESCENT REAL ESTATE EQUITIES CO TEXAS COM				
SHARES:				
SOLD 12-06-02	900.00	19,395.76	19,890.00	494 24-
ACQUIRED 08-23-02				
ESSEX PPTY TR REIT				
SHARES:				
SOLD 12-06-02	4,200 00	70,395 75	77,660 81	7,265 06-
ACQUIRED 06-14-02				
GENERAL GROWTH PPTYS INC COM				
SHARES:				
SOLD 12-06-02	300.00	15,116.18	14,987 85	128.33
ACQUIRED 07-11-02				
HOSPITALITY PROPERTIES TRUST COMMON STOCK				
SHARES:				
SOLD 12-06-02	700.00	35,236 93	34,953.16	283.77
ACQUIRED 10-01-02				

The Northern Trust Company
 50 South LaSalle Street, Chicago, Illinois 60675
 (312) 630-6000

03142 ACCOUNT NO. 26-05378 THE LYNDE AND HARRY BRADLEY FOUNDATION
 AAB URDANG INVESTMENT MANAGEMENT

FEDERAL SCHEDULE OF GAINS AND LOSSES
 ACCOUNT TRANSACTIONS TAXABLE DURING THE PERIOD
 01-01-02 THROUGH 12-31-02

DESCRIPTION OF PROPERTY	DATE SOLD/ ACQUIRED	SALES PROCEEDS	COST BASIS	GAIN/LOSS
SHARES: 200.00	SOLD 12-06-02	6,679.79	6,078.48	601.31
ACQUIRED 07-19-02				
HOST MARIOTT CORP NEW REIT				
SHARES: 2,300.00	SOLD 12-06-02	20,385.89	18,851.03	1,534.86
ACQUIRED 10-17-02				
NEW PLAN EXCEL RLTY TR INC				
SHARES: 600.00	SOLD 12-06-02	11,375.66	11,212.16	163.50
ACQUIRED 08-07-02				
NEWCASTLE INVT CORP NEW COM				
SHARES: 200.00	SOLD 12-06-02	3,791.88	3,837.01	45.13-
ACQUIRED 09-25-02				
SIMON PPTY GROUP INC COM				
SHARES: 300.00	SOLD 12-06-02	4,181.87	3,900.00	281.87
ACQUIRED 10-10-02				
SHARES: 200.00	SOLD 12-06-02	6,711.80	6,447.24	264.56
ACQUIRED 07-26-02				
SHARES: 700.00	SOLD 12-06-02	23,491.28	23,987.67	496.39-
ACQUIRED 10-18-02				
STARWOOD HOTELS & RESORTS WORLDWIDE INC				
PAIRED CTF 1 CL B SH BEN INT STARWOOD				
PAIRED CTF 1 CL B SH BEN INT STARWOOD				

The Northern Trust Company
 50 South LaSalle Street, Chicago, Illinois 60675
 (312) 630-6000

THE LYNDE AND HARRY BRADLEY FOUNDATION
 URDANG INVESTMENT MANAGEMENT

FEDERAL SCHEDULE OF GAINS AND LOSSES
 ACCOUNT TRANSACTIONS TAXABLE DURING THE PERIOD
 01-01-02 THROUGH 12-31-02

03142 ACCOUNT NO. 26-05378
 AAB

DESCRIPTION OF PROPERTY	DATE SOLD/ ACQUIRED	SALES PROCEEDS	COST BASIS	GAIN/LOSS
UNITED DOMINION REAL ESTATE, COMMON STOCK				
SHARES:	SOLD 12-06-02	29,747.10	43,247.28	13,500.18-
	ACQUIRED 05-08-02			
SHARES:	SOLD 12-06-02	43,092.59	37,905.07	5,187.52
	ACQUIRED 07-23-02			
SHARES:	SOLD 12-06-02	51,072.69	44,442.93	6,629.76
	ACQUIRED 10-10-02			
SHARES:	SOLD 12-06-02	41,496.56	36,315.81	5,180.75
	ACQUIRED 10-10-02			
SHARES:	SOLD 12-06-02	14,364.20	12,814.57	1,549.63
	ACQUIRED 10-11-02			
HIGHWOODS PTYS INC COM				
SHARES:	SOLD 12-13-02	36,655.82	32,607.19	4,048.63
	ACQUIRED 11-20-02			
TRIZEC PTYS INC REIT				
SHARES:	SOLD 12-13-02	934.97	1,335.73	400.76-
	ACQUIRED 07-24-02			
SHARES:	SOLD 12-13-02	33,658.98	49,352.76	15,693.78-
	ACQUIRED 07-26-02			

0441

The Northern Trust Company
 50 South LaSalle Street, Chicago, Illinois 60675
 (312) 630-6000

THE LYNDE AND HARRY BRADLEY FOUNDATION
 URDANG INVESTMENT MANAGEMENT

ACCOUNT NO. 26-05378
 AAB
 SS870 03142

FEDERAL SCHEDULE OF GAINS AND LOSSES
 ACCOUNT TRANSACTIONS TAXABLE DURING THE PERIOD
 01-01-02 THROUGH 12-31-02

DESCRIPTION OF PROPERTY	DATE SOLD/ ACQUIRED	SALES PROCEEDS	COST BASIS	GAIN/LOSS
SHARES: 200.00	SOLD 12-13-02 ACQUIRED 07-29-02	1,869.94	2,789.54	919.60-
SHARES: 900.00	SOLD 12-13-02 ACQUIRED 07-29-02	8,414.75	12,771.72	4,356.97-
TRIZEC PTYS INC REIT				
SHARES: 4,800.00	SOLD 12-13-02 ACQUIRED 07-24-02	44,878.64	64,115.04	19,236.40-
ARCHSTONE-SMITH TR COM				
SHARES: 2,100.00	SOLD 12-17-02 ACQUIRED 07-12-02	49,222.51	51,048.06	1,825.55-
CHATEAU CMNTYS INC COM				
SHARES: 500.00	SOLD 12-19-02 ACQUIRED 03-05-02	6,671.80	8,414.73	1,742.93-
SHARES: 2,100.00	SOLD 12-19-02 ACQUIRED 08-12-02	46,702.59	57,875.37	11,172.78-
SHARES: 1,500.00	SOLD 12-19-02 ACQUIRED 10-10-02	33,358.99	33,840.00	481.01-
VORNADO RLTY TR COMMON STOCK				

The Northern Trust Company
 50 South LaSalle Street, Chicago, Illinois 60675
 (312) 630-6000

THE LYNDE AND HARRY BRADLEY FOUNDATION
 URDANG INVESTMENT MANAGEMENT

03192 ACCOUNT NO. 26-05378
 AAB

FEDERAL SCHEDULE OF GAINS AND LOSSES
 ACCOUNT TRANSACTIONS TAXABLE DURING THE PERIOD
 01-01-02 THROUGH 12-31-02

PAGE 49

DATE SOLD/ ACQUIRED	SALES PROCEEDS	COST BASIS	GAIN/LOSS	28% RATE GAIN/LOSS	DESCRIPTION OF PROPERTY
01-09-02 SOLD	124,228 13	105,308.50	18,919 63	0 00	SHARES; EQUITY RESIDENTIAL EFF 5/15/02
01-14-02 SOLD	61,358.17	46,175 69	15,182 48	0 00	SHARES; EQUITY RESIDENTIAL EFF 5/15/02
02-03-00 ACQUIRED					
01-17-02 SOLD	73,681.89	56,670 16	17,011 73	0.00	SHARES; EQUITY RESIDENTIAL EFF 5/15/02
02-03-00 ACQUIRED					
01-24-02 SOLD	95,780 61	73,461.33	22,319.28	0 00	SHARES; AMB PPTY CORP REIT
02-03-00 ACQUIRED					
01-24-02 SOLD	136,829 44	98,275.00	38,554.44	0 00	SHARES; REGENCY CITRS CORP COM
03-15-00 ACQUIRED					
01-28-02 SOLD	30,707 53	29,725.08	982.45	0 00	SHARES; REGENCY CITRS CORP COM
09-28-00 ACQUIRED					
02-22-02 SOLD	42,674 36	28,969 20	13,705 16	0 00	SHARES; REGENCY CITRS CORP COM
02-02-00 ACQUIRED					

1443

The Northern Trust Company
 50 South LaSalle Street, Chicago, Illinois 60675
 (312) 630-6000

THE LYNDE AND HARRY BRADLEY FOUNDATION
 URDANG INVESTMENT MANAGEMENT

03142 ACCOUNT NO 26-05378
 SS870 AAB

FEDERAL SCHEDULE OF GAINS AND LOSSES
 ACCOUNT TRANSACTIONS TAXABLE DURING THE PERIOD
 01-01-02 THROUGH 12-31-02

28% RATE	GAIN/LOSS	COST BASIS	SALES PROCEEDS	DATE SOLD/ ACQUIRED	DESCRIPTION OF PROPERTY	28% RATE	GAIN/LOSS
0.00	4,563 38	9,656 40	14,219.78	02-25-02 SOLD 02-02-00 ACQUIRED	SHARES: 500.00	0.00	4,563 38
					REGENCY CTRS CORP COM		
0.00	12,777 48	27,037.92	39,815.40	02-27-02 SOLD 02-02-00 ACQUIRED	SHARES: 1,400.00	0.00	12,777 48
					ESSEX PPTY TR REIT		
0.00	11,282 04	20,661.00	31,943.04	04-17-02 SOLD 02-25-00 ACQUIRED	SHARES: 600 00	0.00	11,282 04
					ESSEX PPTY TR REIT		
0.00	20,067.75	37,878.50	57,946 25	04-25-02 SOLD 02-25-00 ACQUIRED	SHARES: 1,100.00	0.00	20,067.75
					ESSEX PPTY TR REIT		
0.00	5,548.02	10,255 50	15,803.52	04-25-02 SOLD 02-28-00 ACQUIRED	SHARES: 300.00	0.00	5,548.02
					BRANDYWINE RLTY TR SH BEN INT NEW REIT		
0.00	7,442.21	30,496.00	37,938.21	04-29-02 SOLD 02-28-01 ACQUIRED	SHARES: 1,600 00	0.00	7,442.21
					BRANDYWINE RLTY TR SH BEN INT NEW REIT		
0.00	479 02	1,906 00	2,385 02	04-30-02 SOLD 02-28-01 ACQUIRED	SHARES: 100.00	0.00	479 02
					BRANDYWINE RLTY TR SH BEN INT NEW REIT		

hhhl

The Northern Trust Company
 50 South LaSalle Street, Chicago, Illinois 60675
 (312) 630-6000

THE LYNDE AND HARRY BRADLEY FOUNDATION
 URDANG INVESTMENT MANAGEMENT

03142 ACCOUNT NO. 26-05378
 AAB

FEDERAL SCHEDULE OF GAINS AND LOSSES
 ACCOUNT TRANSACTIONS TAXABLE DURING THE PERIOD
 01-01-02 THROUGH 12-31-02

PAGE 51

DATE SOLD/ACQUIRED	SALES PROCEEDS	COST BASIS	GAIN/LOSS	28% RATE GAIN/LOSS	DESCRIPTION OF PROPERTY
04-30-02 SOLD 03-01-01 ACQUIRED	23,850.17	18,660.00	5,190.17	0 00	BRANDYWINE RLTY TR SH BEN INT NEW REIT SHARES: 1,000 00
05-07-02 SOLD 03-01-01 ACQUIRED	41,141.81	31,722.00	9,419.81	0.00	BRANDYWINE RLTY TR SH BEN INT NEW REIT SHARES: 1,700 00
05-08-02 SOLD 03-01-01 ACQUIRED	23,959.67	18,660.00	5,299.67	0.00	BRANDYWINE RLTY TR SH BEN INT NEW REIT SHARES: 1,000.00
05-09-02 SOLD 02-02-00 ACQUIRED	14,363.87	9,853.50	4,510.37	0 00	BRANDYWINE RLTY TR SH BEN INT NEW REIT SHARES: 600 00
05-09-02 SOLD 03-01-01 ACQUIRED	16,757.84	13,062.00	3,695.84	0.00	REGENCY CTRS CORP COM SHARES: 700.00
05-15-02 SOLD 02-02-00 ACQUIRED	29,472.61	19,200.60	10,272.01	0.00	BRANDYWINE RLTY TR SH BEN INT NEW REIT SHARES: 1,000.00
05-31-02 SOLD 02-02-00 ACQUIRED	51,116.02	34,487.25	16,628.77	0.00	BRANDYWINE RLTY TR SH BEN INT NEW REIT SHARES: 2,100.00

5771

The Northern Trust Company
 50 South LaSalle Street, Chicago, Illinois 60675
 (312) 630-6000

THE LYNDE AND HARRY BRADLEY FOUNDATION
 URDANG INVESTMENT MANAGEMENT

03142 ACCOUNT NO. 26-05378
 AAB SS870

FEDERAL SCHEDULE OF GAINS AND LOSSES
 ACCOUNT TRANSACTIONS TAXABLE DURING THE PERIOD
 01-01-02 THROUGH 12-31-02

DESCRIPTION OF PROPERTY
 DATE SOLD/
 SALES PROCEEDS
 COST BASIS
 GAIN/LOSS
 28% RATE
 GAIN/LOSS

DATE SOLD/ SALES PROCEEDS	COST BASIS	GAIN/LOSS	28% RATE GAIN/LOSS
06-05-02 SOLD 200.00 02-02-00 ACQUIRED	3,284.50	1,609.77	0.00
06-05-02 SOLD 1,000.00 02-11-00 ACQUIRED	15,841.30	8,630.06	0.00
06-05-02 SOLD 600.00 02-17-00 ACQUIRED	9,402.78	5,280.04	0.00

#REORG/JDM RLYT CORP STK MERGER TO
 DEVELOPERS DIVERSIFIED SEC#2266820 EFF
 3/13/03

DATE SOLD/ SALES PROCEEDS	COST BASIS	GAIN/LOSS	28% RATE GAIN/LOSS
06-05-02 SOLD 2,300.00 02-17-00 ACQUIRED	24,366.21	3,523.43	0.00
06-05-02 SOLD 500.00 02-17-00 ACQUIRED	5,265.75	797.22	0.00
06-05-02 SOLD 200.00 02-22-00 ACQUIRED	2,111.76	313.42	0.00
06-06-02 SOLD 6,100.00 02-02-00 ACQUIRED	100,177.25	49,407.92	0.00

BRANDYWINE RLYT TR SH BEN INT NEW REIT

#REORG/JDM RLYT CORP STK MERGER TO
 DEVELOPERS DIVERSIFIED SEC#2266820 EFF
 3/13/03

977h1

The Northern Trust Company
 50 South LaSalle Street, Chicago, Illinois 60675
 (312) 630-6000

THE LYNDE AND HARRY BRADLEY FOUNDATION
 URDANG INVESTMENT MANAGEMENT

FEDERAL SCHEDULE OF GAINS AND LOSSES
 ACCOUNT TRANSACTIONS TAXABLE DURING THE PERIOD
 01-01-02 THROUGH 12-31-02

PAGE 53

03142 ACCOUNT NO. 26-05378
 AAB

DESCRIPTION OF PROPERTY	DATE SOLD/ ACQUIRED	SALES PROCEEDS	COST BASIS	GAIN/LOSS	28% RATE GAIN/LOSS
SHARES: 1,200.00	SOLD 06-07-02 ACQUIRED 02-23-00	14,498.92	12,862.20	1,636.72	0.00
*REORG/JDM RLTG CORP STK MERGER TO DEVELOPERS DIVERSIFIED SEC#2266820 EFF 3/13/03					
SHARES: 600.00	SOLD 06-18-02 ACQUIRED 02-24-00	7,188.80	6,262.10	926.70	0.00
SHARES: 2,600.00	SOLD 06-18-02 ACQUIRED 02-25-00	31,151.48	27,135.79	4,015.69	0.00
SHARES: 2,200.00	SOLD 06-18-02 ACQUIRED 03-09-00	26,358.94	22,922.55	3,436.39	0.00
SHARES: 3,500.00	SOLD 06-18-02 ACQUIRED 11-17-00	41,934.68	31,768.95	10,165.73	0.00
MACERICH CO COM SHARES: 800.00	SOLD 06-25-02 ACQUIRED 06-13-01	24,431.26	18,850.73	5,580.53	0.00
MACERICH CO COM SHARES: 800.00	SOLD 06-26-02 ACQUIRED 06-13-01	24,508.62	18,850.73	5,657.89	0.00
EQUITY OFFICE PPTYS TR REIT					

14471

The Northern Trust Company
 50 South LaSalle Street, Chicago, Illinois 60675
 (312) 630-6000

THE LYNDE AND HARRY BRADLEY FOUNDATION
 URDANG INVESTMENT MANAGEMENT

03142 ACCOUNT NO. 26-05378
 SS870 AAB

FEDERAL SCHEDULE OF GAINS AND LOSSES
 ACCOUNT TRANSACTIONS TAXABLE DURING THE PERIOD
 01-01-02 THROUGH 12-31-02

DATE SOLD/ ACQUIRED	SALES PROCEEDS	COST BASIS	GAIN/LOSS	28% RATE GAIN/LOSS	DESCRIPTION OF PROPERTY
07-01-02 SOLD 03-01-01 ACQUIRED	14,874.70	14,421.37	453.33	0.00	SIMON PTY GROUP INC COM SHARES: 500 00
07-08-02 SOLD 04-12-01 ACQUIRED	39,669.42	27,396.87	12,272.55	0.00	AMB PTY CORP REIT SHARES: 1,100 00
07-11-02 SOLD 09-28-00 ACQUIRED	62,245.58	54,495.98	7,749.60	0.00	AMB PTY CORP REIT SHARES: 2,200.00
07-15-02 SOLD 09-28-00 ACQUIRED	16,742.97	14,862.54	1,880.43	0.00	AMB PTY CORP REIT SHARES: 600.00
07-15-02 SOLD 02-15-01 ACQUIRED	13,952.48	12,030.00	1,922.48	0.00	AMB PTY CORP REIT SHARES: 500 00
07-16-02 SOLD 02-15-01 ACQUIRED	19,908.59	16,842.00	3,066.59	0.00	AMB PTY CORP REIT SHARES: 700.00
07-16-02 SOLD 03-14-01 ACQUIRED	14,220.42	11,890.40	2,330.02	0.00	CAMDEN PTY TR SH BEN INT SHARES: 500 00

87771

The Northern Trust Company
 50 South LaSalle Street, Chicago, Illinois 60675
 (312) 630-6000

THE LYNDE AND HARRY BRADLEY FOUNDATION
 URDANG INVESTMENT MANAGEMENT

03142 ACCOUNT NO. 26-05378
 AAB SS870

FEDERAL SCHEDULE OF GAINS AND LOSSES
 ACCOUNT TRANSACTIONS TAXABLE DURING THE PERIOD
 01-01-02 THROUGH 12-31-02

PAGE 55

28% RATE
 GAIN/LOSS

DATE SOLD/ ACQUIRED	SALES PROCEEDS	COST BASIS	GAIN/LOSS	28% RATE GAIN/LOSS	DESCRIPTION OF PROPERTY
07-18-02 SOLD	43,592 82	40,703 00	2,889 82	0 00	SHARES: 1,300.00
02-23-01 ACQUIRED					SHARES: 1,300 00
07-18-02 SOLD	43,592.82	41,984 41	1,408 41	0 00	SHARES: 1,300.00
07-18-02 SOLD	66,758.19	65,967 80	790 39	0 00	SHARES: 2,000.00
04-05-01 ACQUIRED					SHARES: 2,000.00
AMB PPTY CORP REIT					
07-19-02 SOLD	2,744.49	2,056 00	688 49	0 00	SHARES: 100.00
02-08-00 ACQUIRED					SHARES: 100.00
CAMDEN PPTY TR SH BEN INT					
07-25-02 SOLD	29,105.12	28,179.00	926.12	0 00	SHARES: 900 00
02-23-01 ACQUIRED					SHARES: 900 00
EQUITY OFFICE PPTYS TR REIT					
07-25-02 SOLD	41,216 54	49,471.48	8,254.94-	0 00	SHARES: 1,717.00
02-28-01 ACQUIRED					SHARES: 1,717.00
07-25-02 SOLD	25,997 39	31,236 68	5,239.29-	0 00	SHARES: 1,083.00
03-01-01 ACQUIRED					SHARES: 1,083.00
HOST MARRIOTT CORP NEW REIT					

64471

The Northern Trust Company
 50 South LaSalle Street, Chicago, Illinois 60675
 (312) 630-6000

03192 ACCOUNT NO. 26-05378
 AAB

THE LYNDE AND HARRY BRADLEY FOUNDATION
 URDANG INVESTMENT MANAGEMENT

FEDERAL SCHEDULE OF GAINS AND LOSSES
 ACCOUNT TRANSACTIONS TAXABLE DURING THE PERIOD
 01-01-02 THROUGH 12-31-02

DATE SOLD/ ACQUIRED	SALES PROCEEDS	COST BASIS	GAIN/LOSS	28% RATE GAIN/LOSS	DESCRIPTION OF PROPERTY
07-25-02 SOLD	34,420 87	49,435 44	15,014 57-	0.00	HOST MARRIOTT CORP NEW REIT SHARES 3,800.00
05-29-01 ACQUIRED					
07-25-02 SOLD	84,154.71	120,566.65	36,411.94-	0.00	SHARES: 9,400 00
02-06-01 ACQUIRED					
07-25-02 SOLD	31,334.20	44,233 64	12,899.44-	0.00	SHARES: 3,500 00
02-22-01 ACQUIRED					
07-25-02 SOLD	17,009.99	23,540.40	6,530.41-	0.00	SHARES: 1,900.00
02-28-01 ACQUIRED					
07-25-02 SOLD	25,962.63	37,727.04	11,764 41-	0.00	SHARES: 2,900.00
05-29-01 ACQUIRED					
07-25-02 SOLD	5,519.83	7,805.60	2,285.77-	0.00	SHARES: 600.00
05-29-01 ACQUIRED					
07-26-02 SOLD	21,407.03	21,169.71	237 32	0 00	SHARES 700 00
04-05-01 ACQUIRED					
					FIRST INDL RLTY TR INC COM
					CAMDEN PPTY TR SH BEN INT

05h1

The Northern Trust Company
 50 South LaSalle Street, Chicago, Illinois 60675
 (312) 630-6000

THE LYNDE AND HARRY BRADLEY FOUNDATION
 URDANG INVESTMENT MANAGEMENT

FEDERAL SCHEDULE OF GAINS AND LOSSES
 ACCOUNT TRANSACTIONS TAXABLE DURING THE PERIOD
 01-01-02 THROUGH 12-31-02

03142 ACCOUNT NO. 26-05378
 SS870 AAB

PAGE 57

DATE SOLD/ ACQUIRED	SALES PROCEEDS	COST BASIS	GAIN/LOSS	28% RATE GAIN/LOSS	DESCRIPTION OF PROPERTY
07-29-02 SOLD 02-25-01 ACQUIRED	62,890.10	56,358.00	6,532.10	0.00	FIRST INDL RLT Y TR INC COM SHARES: 1,800.00
07-29-02 SOLD 04-05-01 ACQUIRED	3,099.90	3,029.29	75.66	0.00	FIRST INDL RLT Y TR INC COM SHARES: 100.00
07-29-02 SOLD 07-29-02 ACQUIRED	111,161.76	108,837.33	2,324.43	0.00	MACERICH CO COM SHARES: 3,600.00
07-29-02 SOLD 06-13-01 ACQUIRED	26,493.76	21,207.07	5,286.69	0.00	CAMDEN PTY TR SH BEN INT SHARES: 900.00
07-30-02 SOLD 02-23-01 ACQUIRED	21,208.46	18,786.00	2,422.46	0.00	EQUITY OFFICE PTYS TR REIT SHARES: 600.00
07-30-02 SOLD 02-28-01 ACQUIRED	5,361.83	5,762.55	400.72-	0.00	FIRST INDL RLT Y TR INC COM SHARES: 200.00

LSH1

The Northern Trust Company
 50 South LaSalle Street, Chicago, Illinois 60675
 (312) 630-6000

THE LYNDE AND HARRY BRADLEY FOUNDATION
 URDANG INVESTMENT MANAGEMENT

03142 ACCOUNT NO. 26-05378
 AAB SS870

FEDERAL SCHEDULE OF GAINS AND LOSSES
 ACCOUNT TRANSACTIONS TAXABLE DURING THE PERIOD
 01-01-02 THROUGH 12-31-02

28% RATE
 GAIN/LOSS

DATE SOLD/ ACQUIRED	SALES PROCEEDS	COST BASIS	GAIN/LOSS	28% RATE GAIN/LOSS	DESCRIPTION OF PROPERTY
07-30-02 SOLD	9,307.79	9,069.78	238.01	0.00	SHARES: 300.00
04-11-01 ACQUIRED					SHARES: 300.00
07-30-02 SOLD	80,667.51	76,653.70	4,013.81	0.00	SHARES: 2,600.00
04-12-01 ACQUIRED					SHARES: 2,600.00
07-30-02 SOLD	21,718.17	20,552.20	1,165.97	0.00	SHARES: 700.00
04-20-01 ACQUIRED					SHARES: 700.00
07-30-02 SOLD	52,744.14	49,542.41	3,201.73	0.00	SHARES: 1,700.00
04-25-01 ACQUIRED					SHARES: 1,700.00
EQUITY OFFICE PTYS TR REIT					
07-31-02 SOLD	13,495.83	14,573.07	1,077.24	0.00	SHARES: 517.00
06-14-00 ACQUIRED					SHARES: 517.00
07-31-02 SOLD	15,218.69	16,797.82	1,579.13	0.00	SHARES: 583.00
02-28-01 ACQUIRED					SHARES: 583.00
EQUITY OFFICE PTYS TR REIT					
07-31-02 SOLD	39,018.78	41,802.42	2,783.64	0.00	SHARES: 1,483.00
06-14-00 ACQUIRED					SHARES: 1,483.00
07-31-02 SOLD	63,145.69	67,650.58	4,504.89	0.00	SHARES: 2,400.00
07-06-00 ACQUIRED					SHARES: 2,400.00
07-31-02 SOLD	44,728.20	47,706.66	2,978.46	0.00	SHARES: 1,700.00
03-22-01 ACQUIRED					SHARES: 1,700.00

CAMDEN PPTY TR SH BEN INT

ESH1

The Northern Trust Company
 50 South LaSalle Street, Chicago, Illinois 60675
 (312) 630-6000

THE LYNDE AND HARRY BRADLEY FOUNDATION
 URDANG INVESTMENT MANAGEMENT

FEDERAL SCHEDULE OF GAINS AND LOSSES
 ACCOUNT TRANSACTIONS TAXABLE DURING THE PERIOD
 01-01-02 THROUGH 12-31-02

03142 ACCOUNT NO. 26-05378
 AAB

SS870

PAGE 59

28% RATE
 GAIN/LOSS

DATE SOLD/ ACQUIRED	SALES PROCEEDS	COST BASIS	GAIN/LOSS	28% RATE GAIN/LOSS	DESCRIPTION OF PROPERTY
08-09-02 ACQUIRED 02-23-01	141,654.55	131,502.00	10,152.55	0.00	SHARES: 4,200 00 SOLD 08-09-02 ACQUIRED 02-23-01 CAMDEN PRTY TR SH BEN INT
08-12-02 SOLD 02-23-01	57,719.04	53,227.00	4,492.04	0.00	SHARES: 1,700 00 SOLD 08-12-02 ACQUIRED 02-23-01 HOST MARRIOTT CORP NEW REIT
08-14-02 SOLD 03-07-01	49,688 65	61,560 43	11,671 78-	0.00	SHARES: 5,200 00 SOLD 08-14-02 ACQUIRED 03-07-01 HOST MARRIOTT CORP NEW REIT
08-14-02 SOLD 04-16-01	26,755.43	31,873.48	5,118 05-	0.00	SHARES: 2,800.00 SOLD 08-14-02 ACQUIRED 04-16-01 HOST MARRIOTT CORP NEW REIT
08-16-02 SOLD 04-16-01	2,909.97	3,415.02	505 05-	0.00	SHARES: 300.00 SOLD 08-16-02 ACQUIRED 04-16-01 EQUITY OFFICE PRTYS TR REIT
08-23-02 SOLD 05-02-00	9,024.93	9,178.40	153 47-	0.00	SHARES: 333 00 SOLD 08-23-02 ACQUIRED 05-02-00 MACERICH CO COM
08-23-02 SOLD 06-12-00	64,610.88	66,386 04	1,775 16-	0.00	SHARES: 2,384 00 SOLD 08-23-02 ACQUIRED 06-12-00 MACERICH CO COM

1453

The Northern Trust Company
 50 South LaSalle Street, Chicago, Illinois 60675
 (312) 630-6000

THE LYNDE AND HARRY BRADLEY FOUNDATION
 URDANG INVESTMENT MANAGEMENT

03162 ACCOUNT NO 26-05378
 SS870 AAB

FEDERAL SCHEDULE OF GAINS AND LOSSES
 ACCOUNT TRANSACTIONS TAXABLE DURING THE PERIOD
 01-01-02 THROUGH 12-31-02

DATE SOLD/ ACQUIRED	SALES PROCEEDS	COST BASIS	GAIN/LOSS	28% RATE GAIN/LOSS
------------------------	-------------------	---------------	-----------	-----------------------

08-26-02	3,045 31	2,343.41	701 90	0 00
SOLD				
06-13-01	3,045 31	2,343.41	701 90	0 00
ACQUIRED				
08-26-02	42,634 31	32,801.47	9,832 84	0.00
SOLD				
06-15-01	42,634 31	32,801.47	9,832 84	0.00
ACQUIRED				
08-26-02	34,072.02	20,997 24	13,074 78	0.00
SOLD				
02-02-00	34,072.02	20,997 24	13,074 78	0.00
ACQUIRED				
08-27-02	18,640.89	11,453.04	7,187 85	0.00
SOLD				
02-02-00	18,640.89	11,453.04	7,187 85	0.00
ACQUIRED				
08-28-02	43,664 68	26,723 76	16,940.92	0.00
SOLD				
02-02-00	43,664 68	26,723 76	16,940.92	0.00
ACQUIRED				
09-04-02	81,763 89	49,629.84	32,134.05	0 00
SOLD				
02-02-00	81,763 89	49,629.84	32,134.05	0 00
ACQUIRED				
09-04-02	18,868.59	11,254 02	7,614 57	0 00
SOLD				
02-07-00	18,868.59	11,254 02	7,614 57	0 00
ACQUIRED				

14541

The Northern Trust Company
 50 South LaSalle Street, Chicago, Illinois 60675
 (312) 630-6000

THE LYNDE AND HARRY BRADLEY FOUNDATION
 URDANG INVESTMENT MANAGEMENT

05192 ACCOUNT NO. 26-05378
 AAB

FEDERAL SCHEDULE OF GAINS AND LOSSES
 ACCOUNT TRANSACTIONS TAXABLE DURING THE PERIOD
 01-01-02 THROUGH 12-31-02

PAGE 61

28% RATE
 GAIN/LOSS

DATE SOLD/ ACQUIRED	SALES PROCEEDS	COST BASIS	GAIN/LOSS	28% RATE GAIN/LOSS	DESCRIPTION OF PROPERTY
09-05-02 SOLD	18,857.91	11,254.02	7,603.89	0.00	SHARES: 600.00
02-07-00 ACQUIRED					HOME PROPERTIES OF NEW YORK INC COMMON STOCK
09-05-02 SOLD	3,142.98	1,803.48	1,339.50	0.00	SHARES: 100.00
02-29-00 ACQUIRED					HOME PROPERTIES OF NEW YORK INC COMMON STOCK
09-10-02 SOLD	71,292.85	53,337.99	17,954.86	0.00	SHARES: 2,100.00
02-04-00 ACQUIRED					SHARES: 2,100.00
09-10-02 SOLD	23,764.28	18,015.50	5,748.78	0.00	SHARES: 700.00
02-07-00 ACQUIRED					SHARES: 700.00
09-10-02 SOLD	20,369.39	15,320.28	5,049.11	0.00	SHARES: 600.00
02-08-00 ACQUIRED					SHARES: 600.00
09-10-02 SOLD	3,394.90	2,609.07	785.83	0.00	SHARES: 100.00
04-13-00 ACQUIRED					SHARES: 100.00
09-10-02 SOLD	3,394.89	2,673.43	721.46	0.00	SHARES: 100.00
01-31-01 ACQUIRED					SHARES: 100.00
09-10-02 SOLD	71,292.85	55,614.12	15,678.73	0.00	SHARES: 2,100.00
02-13-01 ACQUIRED					MACERICH CO COM

5541

The Northern Trust Company
 50 South LaSalle Street, Chicago, Illinois 60675
 (312) 630-6000

THE LYNDE AND HARRY BRADLEY FOUNDATION
 URDANG INVESTMENT MANAGEMENT

03142 ACCOUNT NO. 26-05378
 AAB SS870

FEDERAL SCHEDULE OF GAINS AND LOSSES
 ACCOUNT TRANSACTIONS TAXABLE DURING THE PERIOD
 01-01-02 THROUGH 12-31-02

PAGE 62

DESCRIPTION OF PROPERTY
 DATE SOLD/
 SALES PROCEEDS
 COST BASIS
 GAIN/LOSS
 28% RATE

DATE SOLD/ SALES PROCEEDS	COST BASIS	GAIN/LOSS	28% RATE
09-12-02 SOLD 3,000.00 ACQUIRED 04-11-01	63,123.35	28,718.88	0.00
09-12-02 SOLD 1,800.00 ACQUIRED 06-14-01	42,001.41	13,103.93	0.00
09-12-02 SOLD 1,200.00 ACQUIRED 06-15-01	28,115.54	8,621.35	0.00
MERISTAR HOSPITALITY CORP REIT			
09-27-02 SOLD 1,300.00 ACQUIRED 09-24-01	11,677.68	11,821.74	0.00
MERISTAR HOSPITALITY CORP REIT			
10-01-02 SOLD 600.00 ACQUIRED 09-21-01	5,055.69	81.54-	0.00
10-01-02 SOLD 6,300.00 ACQUIRED 09-24-01	52,228.56	57,290.00	0.00
CHATEAU CMNTYS INC COM			
10-15-02 SOLD 100.00 ACQUIRED 06-13-01	2,317.93	2,909.21	0.00
EQUITY OFFICE PPTYS TR REIT			

1456

The Northern Trust Company
 50 South LaSalle Street, Chicago, Illinois 60675
 (312) 630-6000

03142 ACCOUNT NO. 26-05378
 SS870 AAB

THE LYNDE AND HARRY BRADLEY FOUNDATION
 URDANG INVESTMENT MANAGEMENT

FEDERAL SCHEDULE OF GAINS AND LOSSES
 ACCOUNT TRANSACTIONS TAXABLE DURING THE PERIOD
 01-01-02 THROUGH 12-31-02

PAGE 63

28% RATE
 GAIN/LOSS

DESCRIPTION OF PROPERTY	DATE SOLD/ ACQUIRED	SALES PROCEEDS	COST BASIS	GAIN/LOSS	28% RATE GAIN/LOSS
SHARES; SOLD 10-18-02 ACQUIRED 02-03-00	10-18-02 02-03-00	21,190.88	21,059.48	131.40	0.00
SHARES; SOLD 10-18-02 ACQUIRED 05-02-00	10-18-02 05-02-00	6,792.27	7,350.66	558.39-	0.00
SHARES; SOLD 10-18-02 ACQUIRED 04-19-01	10-18-02 04-19-01	33,071.00	35,082.70	2,011.70-	0.00
CHATEAU CMNTYS INC COM SHARES; SOLD 11-01-02 ACQUIRED 06-13-01	11-01-02 06-13-01	2,210.56	2,921.89	711.33-	0.00
CHATEAU CMNTYS INC COM SHARES; SOLD 11-14-02 ACQUIRED 06-13-01	11-14-02 06-13-01	44,385.46	58,437.90	14,052.44-	0.00
CDT-COM PROCEEDS FROM COMMON STOCK FOR CLASS ACTION USE ONLY		35,000.00		35,000.00	
ARCHSTONE-SMITH TR COM SHARES; SOLD 11-20-02 ACQUIRED 11-01-01	11-20-02 11-01-01	6,937.62	7,338.00	400.38-	0.00
ARCHSTONE-SMITH TR COM					

LSH1

The Northern Trust Company
 50 South LaSalle Street, Chicago, Illinois 60675
 (312) 630-6000

03192 ACCOUNT NO. 26-05378
 AAB THE LYNDE AND HARRY BRADLEY FOUNDATION

URDANG INVESTMENT MANAGEMENT

FEDERAL SCHEDULE OF GAINS AND LOSSES
 ACCOUNT TRANSACTIONS TAXABLE DURING THE PERIOD
 01-01-02 THROUGH 12-31-02

PAGE 69

DATE SOLD/ ACQUIRED	SALES PROCEEDS	COST BASIS	GAIN/LOSS	28% RATE GAIN/LOSS	DESCRIPTION OF PROPERTY
11-21-02 SOLD 11-01-01 ACQUIRED	95,281 12	100,286.00	5,004 88-	0.00	CHATEAU CMNTYS INC COM SHARES: 4,100 00
11-21-02 SOLD 06-13-01 ACQUIRED	31,535.73	40,729 00	9,193.27-	0.00	SHARES: 1,400.00
11-21-02 SOLD 06-13-01 ACQUIRED	2,252.55	2,921 89	669 34-	0.00	SHARES: 100 00
12-06-02 SOLD 11-01-01 ACQUIRED	14,133.23	14,676.00	542.77-	0.00	AVALONBAY CMNTYS INC REIT SHARES: 600.00
12-06-02 SOLD 02-08-00 ACQUIRED	43,712.68	37,947 25	5,765.43	0.00	SHARES: 1,100.00
12-06-02 SOLD 03-16-00 ACQUIRED	19,869.40	17,233.75	2,635.65	0.00	EQUITY OFFICE PTYS TR REIT SHARES: 500.00
12-06-02 SOLD 02-03-00 ACQUIRED	25,841.92	25,281.49	560.43	0.00	PUBLIC STORAGE INC COM SHARES: 1,000.00

8541

The Northern Trust Company
 50 South LaSalle Street, Chicago, Illinois 60675
 (312) 630-6000

THE LYNDE AND HARRY BRADLEY FOUNDATION
 URDANG INVESTMENT MANAGEMENT

03142 ACCOUNT NO. 26-05378
 SS870 AAB

FEDERAL SCHEDULE OF GAINS AND LOSSES
 ACCOUNT TRANSACTIONS TAXABLE DURING THE PERIOD
 01-01-02 THROUGH 12-31-02

DATE SOLD/
 ACQUIRED
 SALES
 PROCEEDS
 COST
 BASIS
 GAIN/LOSS
 28% RATE
 GAIN/LOSS

DATE SOLD/ ACQUIRED	SALES PROCEEDS	COST BASIS	GAIN/LOSS	28% RATE GAIN/LOSS	DESCRIPTION OF PROPERTY
12-06-02 ACQUIRED	18,653.43	19,776.00	1,122.57-	0.00	SHARES: SOLD 600.00 ACQUIRED 09-24-01 ARCHSTONE-SMITH TR COM
12-17-02 ACQUIRED	35,158.94	36,690.00	1,531.06-	0.00	SHARES: SOLD 1,500.00 ACQUIRED 11-01-01 CARRAMERICA RLTY CORP COM REIT
12-17-02 ACQUIRED	34,578.95	39,802.00	5,223.05-	0.00	SHARES: SOLD 1,400.00 ACQUIRED 12-14-01 CARRAMERICA RLTY CORP COM REIT
12-19-02 ACQUIRED	34,282.44	39,802.00	5,519.56-	0.00	SHARES: SOLD 1,400.00 ACQUIRED 12-14-01 CHATEAU CMNTYS INC COM
12-19-02 ACQUIRED	22,239.33	27,802.96	5,563.63-	0.00	SHARES: SOLD 1,000.00 ACQUIRED 09-24-01 VORNADO RLTY TR COMMON STOCK
12-20-02 ACQUIRED	3,694.89	3,895.00	200.11-	0.00	SHARES: SOLD 100.00 ACQUIRED 11-16-01 UNITED DOMINION REAL ESTATE, COMMON STOCK
12-20-02 ACQUIRED	22,169.33	24,664.02	2,494.69-	0.00	SHARES: SOLD 600.00 ACQUIRED 12-18-01 UNITED DOMINION REAL ESTATE, COMMON STOCK

6541

The Northern Trust Company
 50 South LaSalle Street, Chicago, Illinois 60675
 (312) 630-6000

03142 ACCOUNT NO. 26-05378
 AAB

THE LYNDE AND HARRY BRADLEY FOUNDATION
 URDANG INVESTMENT MANAGEMENT

FEDERAL SCHEDULE OF GAINS AND LOSSES
 ACCOUNT TRANSACTIONS TAXABLE DURING THE PERIOD
 01-01-02 THROUGH 12-31-02

PAGE 66

DATE SOLD/ ACQUIRED	SALES PROCEEDS	COST BASIS	GAIN/LOSS	28% RATE GAIN/LOSS
------------------------	-------------------	---------------	-----------	-----------------------

12-30-02 SOLD	57,418.26	49,609.35	7,808.91	0.00
07-10-01 ACQUIRED				
12-30-02 SOLD	17,544.47	15,146.85	2,397.62	0.00
09-24-01 ACQUIRED				

UNITED DOMINION REAL ESTATE, COMMON STOCK

12-31-02 SOLD	1,625.15	1,373.06	252.09	0.00
07-09-01 ACQUIRED				
12-31-02 SOLD	27,627.56	23,408.76	4,218.80	0.00
09-24-01 ACQUIRED				

UNITED DOMINION REAL ESTATE, COMMON STOCK

12-31-02 SOLD	29,339.11	24,785.75	4,553.36	0.00
09-24-01 ACQUIRED				
12-31-02 SOLD	4,342,341.10	3,856,675.81	485,665.29	0.00
09-24-01 ACQUIRED				

SUB-TOTAL

DATE SOLD/ ACQUIRED	SALES PROCEEDS	COST BASIS	GAIN/LOSS	28% RATE GAIN/LOSS
------------------------	-------------------	---------------	-----------	-----------------------

DESCRIPTION OF PROPERTY

EQUITY RESIDENTIAL EFF 5/15/02

AVALONBAY CMNTYS INC REIT

BRANDYWINE RLY TR SH BEN INT NEW REIT

KIMCO REALTY CORP COMMON STOCK

1,295.63	663.04	458.13	1,295.63	0.00
663.04	663.04	458.13	663.04	0.00
1,295.63	663.04	458.13	1,295.63	0.00

09h1

The Northern Trust Company
 50 South LaSalle Street, Chicago, Illinois 60675
 (312) 630-6000

THE LYNDE AND HARRY BRADLEY FOUNDATION
 URDANG INVESTMENT MANAGEMENT

FEDERAL SCHEDULE OF GAINS AND LOSSES
 ACCOUNT TRANSACTIONS TAXABLE DURING THE PERIOD
 01-01-02 THROUGH 12-31-02

03142 ACCOUNT NO. 26-05378
 AAB

SS870

DATE SOLD/ ACQUIRED	SALES PROCEEDS	COST BASIS	GAIN/LOSS	28% RATE GAIN/LOSS	DESCRIPTION OF PROPERTY
------------------------	-------------------	---------------	-----------	-----------------------	-------------------------

#REORG/JDM RLY CORP STK MERGER TO
 DEVELOPERS DIVERSIFIED SEC#2266820 EFF
 3/13/03

	6,114.22	6,114.22	6,114.22	185.97	SIMON PTY GROUP INC COM
	2,274.27	2,274.27	2,274.27	23.16	HERITAGE PTY INVT TR INC COM
	23.16	23.16	23.16	23.16	AVALONBAY CMNTYS INC REIT
	1,191.40	1,191.40	1,191.40	1,191.40	KIMCO REALTY CORP COMMON STOCK
	331.50	331.50	331.50	331.50	SL GREEN RLY CORP COM STK
	56.24	56.24	56.24	56.24	CAMDEN PTY TR SH BEN INT
	36.60	36.60	36.60	36.60	FIRST INDL RLY TR INC COM
	1,720.55	1,720.55	1,720.55	1,720.55	TAUBMAN CTRS INC COM
	689.24	689.24	689.24	689.24	BOSTON PTYS INC
	231.92	231.92	231.92	231.92	SIMON PTY GROUP INC COM
	5,831.00	5,831.00	5,831.00	5,831.00	MACERICH CO COM

The Northern Trust Company
 50 South LaSalle Street, Chicago, Illinois 60675
 (312) 630-6000

THE LYNDE AND HARRY BRADLEY FOUNDATION
 URDANG INVESTMENT MANAGEMENT

FEDERAL SCHEDULE OF GAINS AND LOSSES
 ACCOUNT TRANSACTIONS TAXABLE DURING THE PERIOD
 01-01-02 THROUGH 12-31-02

03142 ACCOUNT NO. 26-05378
 AAB SS870

DATE SOLD/ ACQUIRED	SALES PROCEEDS	COST BASIS	GAIN/LOSS	28% RATE GAIN/LOSS	DESCRIPTION OF PROPERTY
------------------------	-------------------	---------------	-----------	-----------------------	-------------------------

316.79	316.79		316.79		##WEINGARTEN RLTY INVS COM REIT DO NOT USE SEE SEC#2912124
--------	--------	--	--------	--	---

74 45	74 45		74 45		BRE PROPERTIES INC CLASS A COMMON STOCK
-------	-------	--	-------	--	---

1,725.65	1,725.65		1,725.65		LIBERTY PPTY TR SH BEN INT
----------	----------	--	----------	--	----------------------------

2,249.61	2,249.61		2,249.61		ENTERTAINMENT PPTYS TR COM SH BEN INT
----------	----------	--	----------	--	---------------------------------------

101.36	101.36		101.36		AVALONBAY CMNTYS INC REIT
--------	--------	--	--------	--	---------------------------

1,191.40	1,191.40		1,191.40		KIMCO REALTY CORP COMMON STOCK
----------	----------	--	----------	--	--------------------------------

367.62	367.62		367.62		BOSTON PPTYS INC
--------	--------	--	--------	--	------------------

222.84	222.84		222.84		MILLS CORP COM STK PAR #0 01
--------	--------	--	--------	--	------------------------------

3,293.17	3,293.17		3,293.17		CRESCENT REAL ESTATE EQUITIES CO TEXAS COM
----------	----------	--	----------	--	---

6,059.55	6,059.55		6,059.55		SUMMIT PPTY INC COMMON STOCK
----------	----------	--	----------	--	------------------------------

262.44	262.44		262.44		UNITED DOMINION REAL ESTATE, COMMON STOCK
--------	--------	--	--------	--	--

294.92	294.92		294.92		PROLOGIS
--------	--------	--	--------	--	----------

The Northern Trust Company
 50 South LaSalle Street, Chicago, Illinois 60675
 (312) 630-6000

03142 ACCOUNT NO 26-05378
 AAB THE LYNDE AND HARRY BRADLEY FOUNDATION
 SS870 URDANG INVESTMENT MANAGEMENT

FEDERAL SCHEDULE OF GAINS AND LOSSES
 ACCOUNT TRANSACTIONS TAXABLE DURING THE PERIOD
 01-01-02 THROUGH 12-31-02

PAGE 70

DESCRIPTION OF PROPERTY	DATE SOLD/ ACQUIRED	SALES PROCEEDS	COST BASIS	GAIN/LOSS	28% RATE GAIN/LOSS
SIMON PRTY GROUP INC COM		1,030.37		1,030.37	
REGENCY CTRS CORP COM		6,347.46		6,347.46	
MACERICH CO COM		195.84		195.84	
WEINGARTEN RLTY INVS COM		75.71		75.71	
BOSTON PRTYS INC		77.19		77.19	
HERITAGE PRTY INVT TR INC COM		24.58		24.58	
AVALONBAY CMNTYS INC REIT		79.80		79.80	
BRE PROPERTIES INC CLASS A COMMON STOCK		933.80		933.80	
EQUITY OFFICE PRTYS TR REIT		2,105.75		2,105.75	
SUB-TOTAL		3,462.38		3,462.38	
NET LONG TERM CAPITAL GAIN - QUALIFIED 5-YEAR GAIN		62,644.08		62,644.08	0.00
CAMDEN PRTY TR SH BEN INT					0.00

h 9th

The Northern Trust Company
 50 South LaSalle Street, Chicago, Illinois 60675
 (312) 630-6000

THE LYNDE AND HARRY BRADLEY FOUNDATION
 URDANG INVESTMENT MANAGEMENT

FEDERAL SCHEDULE OF GAINS AND LOSSES
 ACCOUNT TRANSACTIONS TAXABLE DURING THE PERIOD
 01-01-02 THROUGH 12-31-02

03142 ACCOUNT NO 26-05378
 AAB

DESCRIPTION OF PROPERTY

DATE SOLD/
 ACQUIRED

SALES
 PROCEEDS

COST
 BASIS

GAIN/LOSS

28% RATE
 GAIN/LOSS

UNITED DOMINION REAL ESTATE, COMMON
 STOCK

ARCHSTONE-SMITH TR COM

SIMON PPTY GROUP INC COM

CAMDEN PPTY TR SH BEN INT

ARCHSTONE-SMITH TR COM

SIMON PPTY GROUP INC COM

#REORG/JDM RLYT CORP STK MERGER TO
 DEVELOPERS DIVERSIFIED SEC#2266820 EFF
 3/13/03

CAMDEN PPTY TR SH BEN INT

FIRST INDL RLYT TR INC COM

ARCHSTONE-SMITH TR COM

SIMON PPTY GROUP INC COM

APARTMENT INVT & MGMT CO CL A

1,211.00	1,211.00			
4,120.50	4,120.50			
1,839.12	1,839.12			
2,096.38	2,096.38			
1,278.39	1,278.39			
1,269.82	1,269.82			
3,510.80	3,510.80			
2,096.38	2,096.38			
1,211.10	1,211.10			
4,180.80	4,180.80			
1,330.88	1,330.88			
72.85	72.85			

59h1

The Northern Trust Company

50 South LaSalle Street, Chicago, Illinois 60675
(312) 630-6000

03142 ACCOUNT NO. 26-05378
SS870 AAB

THE LYNDE AND HARRY BRADLEY FOUNDATION
URDANG INVESTMENT MANAGEMENT

FEDERAL SCHEDULE OF GAINS AND LOSSES
ACCOUNT TRANSACTIONS TAXABLE DURING THE PERIOD
01-01-02 THROUGH 12-31-02

PAGE
72

<u>DESCRIPTION OF PROPERTY</u>	<u>DATE SOLD/ ACQUIRED</u>	<u>SALES PROCEEDS</u>	<u>COST BASIS</u>	<u>GAIN/LOSS</u>	<u>28% RATE GAIN/LOSS</u>
		5,233.41		5,233.41	
UNITED DOMINION REAL ESTATE, COMMON STOCK		3,141.35		3,141.35	
PROLOGIS		1,030.39		1,030.39	
ARCHSTONE-SMITH TR COM		4,013.30		4,013.30	
SIMON PPTY GROUP INC COM		1,318.26		1,318.26	
REGENCY CTRS CORP COM		391.68		391.68	
<u>TOTAL LONG TERM CAPITAL GAIN/LOSS-</u>		4,444,331.59	3,856,675.81	587,655.78	0.00
 <u>GAIN FROM DISPOSITION OF PROPERTY UNDER SECTIONS 1245, 1250, 1252, 1254, 1255</u>					
<u>FORM 4797, PT. III, SEC. 1250</u>					
EQUITY RESIDENTIAL EFF 5/15/02		536.94		536.94	
AVALONBAY CMNTYS INC REIT		284.16		284.16	
BRANDYWINE RLTY TR SH BEN INT NEW REIT		126.15		126.15	
CAMDEN PPTY TR SH BEN INT		69.75		69.75	
MACK CALI RLTY CORP COM REIT		20.50		20.50	
FIRST INDL RLTY TR INC COM					

146

The Northern Trust Company
 50 South LaSalle Street, Chicago, Illinois 60675
 (312) 630-6000

THE LYNDE AND HARRY BRADLEY FOUNDATION
 URDANG INVESTMENT MANAGEMENT

FEDERAL SCHEDULE OF GAINS AND LOSSES
 ACCOUNT TRANSACTIONS TAXABLE DURING THE PERIOD
 01-01-02 THROUGH 12-31-02

DESCRIPTION OF PROPERTY	DATE SOLD/ ACQUIRED	SALES PROCEEDS	COST BASIS	GAIN/LOSS
UNITED DOMINION REAL ESTATE, COMMON STOCK		1,209 00	1,209 00	
ARCHSTONE-SMITH TR COM		1,653.60	1,653.60	
SIMON PTY GROUP INC COM		1,045 96	1,045.96	
EQUITY RESIDENTIAL EFF 5/15/02		581 54	581.54	
AMB PTY CORP REIT		579 50	579 50	
AVALONBAY CMNTYS INC REIT		155 40	155 40	
BRANDYWINE RLTY TR SH BEN INT NEW REIT		622 34	622 34	
CBL & ASSOC PPTYS INC COM		24.05	24 05	
CAMDEN PTY TR SH BEN INT		1,079.81	1,079 81	
TAUBMAN CTRS INC COM		267.88	267 88	
BOSTON PPTYS INC		77 19	77 19	
ARCHSTONE-SMITH TR COM		1,388 60	1,388 60	
SIMON PTY GROUP INC COM		1,093 66	1,093.66	
HERITAGE PTY INVT TR INC COM		6 83	6 83	
AMB PTY CORP REIT		579.50	579 50	
AVALONBAY CMNTYS INC REIT		155 40	155.40	
CAMDEN PTY TR SH BEN INT		1,079 81	1,079 81	
FIRST INDL RLTY TR INC COM				

The Northern Trust Company
 50 South LaSalle Street, Chicago, Illinois 60675
 (312) 630-6000

THE LYNDE AND HARRY BRADLEY FOUNDATION
 URDANG INVESTMENT MANAGEMENT

03192 ACCOUNT NO. 26-05378
 AAB SS870

FEDERAL SCHEDULE OF GAINS AND LOSSES
 ACCOUNT TRANSACTIONS TAXABLE DURING THE PERIOD
 01-01-02 THROUGH 12-31-02

DATE SOLD/ ACQUIRED	SALES PROCEEDS	COST BASIS	GAIN/LOSS	DESCRIPTION OF PROPERTY
	2,328.54		2,328.54	TAUBMAN CTRS INC COM
	96 26		96 26	BOSTON PRTYS INC
	1,629.75		1,629.75	ARCHSTONE-SMITH TR COM
	325.50		325.50	HOME PROPERTIES OF NEW YORK INC COMMON STOCK
	1,043.00		1,043.00	SIMON PPTY GROUP INC COM
	145.18		145.18	##WEINGARTEN RLTY INVS COM REIT DO NOT USE SEE SEC#2912124
	513.02		513.02	BRE PROPERTIES INC CLASS A COMMON STOCK
	1,458.60		1,458.60	LIBERTY PPTY TR SH BEN INT
	884.50		884.50	AMB PPTY CORP REIT
	155.40		155.40	AVALONBAY CMNTYS INC REIT
	394.24		394.24	BRANDYWINE RLTY TR SH BEN INT NEW REIT
	252.76		252.76	NEW PLAN EXCEL RLTY TR INC
	92.49		92.49	BOSTON PRTYS INC
	229.01		229.01	GENERAL GROWTH PRTYS INC COM
	956.92		956.92	CRESCENT REAL ESTATE EQUITIES CO TEXAS COM
	963.30		963.30	SUMMIT PPTY INC COMMON STOCK
				APARTMENT INVT & MGMT CO CL A

1468

The Northern Trust Company
 50 South LaSalle Street, Chicago, Illinois 60675
 (312) 630-6000

THE LYNDE AND HARRY BRADLEY FOUNDATION
 URDANG INVESTMENT MANAGEMENT

FEDERAL SCHEDULE OF GAINS AND LOSSES
 ACCOUNT TRANSACTIONS TAXABLE DURING THE PERIOD
 01-01-02 THROUGH 12-31-02

03142 ACCOUNT NO. 26-05378
 SS870 AAB

DESCRIPTION OF PROPERTY	DATE SOLD/ ACQUIRED	SALES PROCEEDS	COST BASIS	GAIN/LOSS
UNITED DOMINION REAL ESTATE, COMMON STOCK		2,853.65		2,853.65
HOME PROPERTIES OF NEW YORK INC COMMON STOCK		116.39		116.39
PROLOGIS		686.93		686.93
ARCHSTONE-SMITH TR COM		1,587.35		1,587.35
SIMON PTY GROUP INC COM		1,135.38		1,135.38
REGENCY CTRS CORP COM		783.36		783.36
WEINGARTEN RLY INVS COM		150.52		150.52
BOSTON PTYS INC		10.18		10.18
HERITAGE PTY INVT TR INC COM		23.52		23.52
AVALONBAY CMNTYS INC REIT		121.80		121.80
BRANDYWINE RLY TR SH BEN INT NEW REIT		453.38		453.38
BRE PROPERTIES INC CLASS A COMMON STOCK		626.02		626.02
EQUITY OFFICE PTYS TR REIT		1,342.65		1,342.65
SUB-TOTAL		44,925.71		44,925.71
TOTAL GAIN FROM DISPOSITION OF PROPERTY UNDER SECTIONS 1255, 1259, 1252, 1254, 1255			0.00	44,925.71

The Northern Trust Company
50 South LaSalle Street, Chicago, Illinois 60675
(312) 630-6000

THE LYNDE AND HARRY BRADLEY FOUNDATION
URDANG INVESTMENT MANAGEMENT

03142
SS870
ACCOUNT NO 26-05378
AAB

FEDERAL SCHEDULE OF GAINS AND LOSSES
ACCOUNT TRANSACTIONS TAXABLE DURING THE PERIOD
01-01-02 THROUGH 12-31-02

END OF SALES SCHEDULE

The Northern Trust Company
 50 South LaSalle Street, Chicago, Illinois 60675
 (312) 630-6000

03192 ACCOUNT NO 26-05378
 SS870 AAB

THE LYNDE AND HARRY BRADLEY FOUNDATION
 URDANG INVESTMENT MANAGEMENT

FEDERAL SCHEDULE OF GAINS AND LOSSES
 ACCOUNT TRANSACTIONS TAXABLE DURING THE PERIOD
 01-01-02 THROUGH 12-31-02

*** SUMMARY REPORT ***

SHORT TERM GAINS AND LOSSES

NET SHORT TERM CAPITAL GAINS AND LOSSES 280,412 32

TOTAL SHORT TERM CAPITAL GAINS AND LOSSES 280,412 32

LONG TERM GAINS AND LOSSES

NET LONG TERM CAPITAL GAINS AND LOSSES - 20 % 598,309.37

NET L/T CAPITAL GAIN-QUALIFIED 5-YEAR GAIN 39,346 41

SUB TOTAL LONG TERM GAINS AND LOSSES 587,655 78

TOTAL LONG TERM CAPITAL GAINS AND LOSSES 587,655 78

SECTION 1250 GAINS AND LOSSES - 25 % 44,925 71

\$ 913,993.81
 page 244

The Northern Trust Company
 50 South LaSalle Street, Chicago, Illinois 60675
 (312) 630-6000

03035 ACCOUNT NO. 26-09426
 SS870 AAB

THE LYNDE AND HARRY BRADLEY FOUNDATION
 VANGUARD TOTAL BOND MARKET INDEX FUND

FEDERAL SCHEDULE OF GAINS AND LOSSES
 ACCOUNT TRANSACTIONS TAXABLE DURING THE PERIOD
 01-01-02 THROUGH 12-31-02

DESCRIPTION OF PROPERTY	DATE SOLD/ ACQUIRED	SALES PROCEEDS	COST BASIS	GAIN/LOSS
SHORT TERM CAPITAL GAINS AND LOSSES				
MFO VANGUARD BD INDEX FD INC TOTAL BD MKT PORTFOLIO INSTL SHS				
UNITS:	09-09-02 SOLD	50,331.76	49,743.04	588.72
UNITS:	09-09-02 SOLD	48,163.93	47,741.43	422.50
UNITS:	09-09-02 SOLD	45,059.04	44,839.42	219.62
UNITS:	09-09-02 SOLD	48,428.02	47,767.22	660.80
UNITS:	09-09-02 SOLD	50,190.69	49,652.59	538.10
UNITS:	09-09-02 SOLD	49,050.60	48,429.14	621.46
UNITS:	09-09-02 SOLD	48,966.36	48,345.89	620.47
UNITS:	09-09-02 SOLD	48,019.26	47,972.48	46.78
SUB-TOTAL		388,209.66	384,491.21	3,718.45
TOTAL SHORT TERM CAPITAL GAIN/LOSS-		388,209.66	384,491.21	3,718.45

The Northern Trust Company
 50 South LaSalle Street, Chicago, Illinois 60675
 (312) 630-6000

03035 ACCOUNT NO. 26-09426
 SS870 AAB

THE LYNDE AND HARRY BRADLEY FOUNDATION
 VANGUARD TOTAL BOND MARKET INDEX FUND

FEDERAL SCHEDULE OF GAINS AND LOSSES
 ACCOUNT TRANSACTIONS TAXABLE DURING THE PERIOD
 01-01-02 THROUGH 12-31-02

PAGE 2

DESCRIPTION OF PROPERTY	DATE SOLD/ ACQUIRED	SALES PROCEEDS	COST BASIS	GAIN/LOSS	28% RATE GAIN/LOSS
LONG TERM CAPITAL GAINS AND LOSSES					

MFO VANGUARD BD INDEX FD INC TOTAL BD
 MKT PORTFOLIO INSTL SHS

UNITS:	SOLD	611,790.34	602,846.06	8,944.28	0.00
	ACQUIRED				
	09-09-02				
	04-02-01				

DESCRIPTION OF PROPERTY	DATE SOLD/ ACQUIRED	SALES PROCEEDS	COST BASIS	GAIN/LOSS	28% RATE GAIN/LOSS
CAPITAL GAIN DIVIDENDS					
MFO VANGUARD BD INDEX FD INC TOTAL BD MKT PORTFOLIO INSTL SHS		3,783.78		3,783.78	

NET LONG TERM CAPITAL GAIN - QUALIFIED 5-YEAR GAIN

MFO VANGUARD BD INDEX FD INC TOTAL BD
 MKT PORTFOLIO INSTL SHS

TOTAL LONG TERM CAPITAL GAIN/LOSS-	4,729.72	620,303.84	602,846.06	17,457.78	0.00
------------------------------------	----------	------------	------------	-----------	------

END OF SALES SCHEDULE

1473

The Northern Trust Company
 50 South LaSalle Street, Chicago, Illinois 60675
 (312) 630-6000

03035 ACCOUNT NO. 26-09426
 AAB

THE LYNDE AND HARRY BRADLEY FOUNDATION
 VANGUARD TOTAL BOND MARKET INDEX FUND

FEDERAL SCHEDULE OF GAINS AND LOSSES
 ACCOUNT TRANSACTIONS TAXABLE DURING THE PERIOD
 01-01-02 THROUGH 12-31-02

*** SUMMARY REPORT ***

SHORT TERM GAINS AND LOSSES

NET SHORT TERM CAPITAL GAINS AND LOSSES 3,718.45

TOTAL SHORT TERM CAPITAL GAINS AND LOSSES 3,718.45

LONG TERM GAINS AND LOSSES

NET LONG TERM CAPITAL GAINS AND LOSSES - 20 X 12,728.06

NET L/T CAPITAL GAIN-QUALIFIED 5-YEAR GAIN 4,729.72

SUB TOTAL LONG TERM GAINS AND LOSSES 17,457.78

TOTAL LONG TERM CAPITAL GAINS AND LOSSES 17,457.78

SECTION 1250 GAINS AND LOSSES - 25 X 0.00

\$2,176.23
 page 224

hLh1

The Northern Trust Company
 50 South LaSalle Street, Chicago, Illinois 60675
 (312) 630-6000

THE LYNDE AND HARRY BRADLEY FOUNDATION
 VEREDUS ASSET MANAGEMENT

03021 ACCOUNT NO. 26-12455
 SS870 AAB

FEDERAL SCHEDULE OF GAINS AND LOSSES
 ACCOUNT TRANSACTIONS TAXABLE DURING THE PERIOD
 01-01-02 THROUGH 12-31-02

DESCRIPTION OF PROPERTY	DATE SOLD/ ACQUIRED	SALES PROCEEDS	COST BASIS	GAIN/LOSS
ENDOCARE INC COM	03-14-02	91,634 46	91,800 00	165.54-
SHARES:	SOLD			
	11-16-01			
ACQUIRED				
1,200 00		20,363.21	21,360.00	996 79-
SHARES:	SOLD			
	03-14-02			
ACQUIRED				
12-24-01				
#REORG/LANDS END INC CASH MERGER EFF				
6/17/02				
SHARES:	SOLD			
	03-14-02			
ACQUIRED				
03-07-02				
SHARES:	SOLD			
	03-14-02			
ACQUIRED				
03-14-02				
SHARES:	SOLD			
	03-14-02			
ACQUIRED				
03-12-02				
SHARES:	SOLD			
	03-14-02			
ACQUIRED				
03-12-02				
SI CORP COM STK				
SHARES:	SOLD			
	03-14-02			
ACQUIRED				
03-12-02				
SHARES:	SOLD			
	03-14-02			
ACQUIRED				
03-12-02				
SHARES:	SOLD			
	03-14-02			
ACQUIRED				
03-12-02				
ENDOCARE INC COM				
SHARES:	SOLD			
	03-14-02			
ACQUIRED				
03-12-02				
FLIR SYS INC COM				
SHARES:	SOLD			
	03-15-02			
ACQUIRED				
11-16-01				

The Northern Trust Company
 50 South LaSalle Street, Chicago, Illinois 60675
 (312) 630-6000

03021 ACCOUNT NO 26-12455 THE LYNDE AND HARRY BRADLEY FOUNDATION
 SS870 AAB VEREDUS ASSET MANAGEMENT

FEDERAL SCHEDULE OF GAINS AND LOSSES
 ACCOUNT TRANSACTIONS TAXABLE DURING THE PERIOD
 01-01-02 THROUGH 12-31-02

DESCRIPTION OF PROPERTY	DATE SOLD/ ACQUIRED	SALES PROCEEDS	COST BASIS	GAIN/LOSS
ENDOCCARE INC COM SHARES:	SOLD 03-15-02 ACQUIRED 03-07-02	40,450.25	52,011.00	11,560.75-
ENDOCCARE INC COM SHARES:	SOLD 03-18-02 ACQUIRED 11-16-01	1,838.49	1,700.00	138.49
STERIS CORP COM SHARES:	SOLD 03-18-02 ACQUIRED 03-12-02	2,110.96	2,105.00	5.96
ENDOCCARE INC COM SHARES:	SOLD 03-19-02 ACQUIRED 11-16-01	7,206.17	6,800.00	406.17
ENDOCCARE INC COM SHARES:	SOLD 03-20-02 ACQUIRED 11-16-01	1,789.48	1,700.00	89.48
AIRTRAN HLDGS INC COM SHARES:	SOLD 03-22-02 ACQUIRED 03-07-02	1,697.97	2,036.73	338.76-
FOOT LOCKER INC COM SHARES:	SOLD 03-22-02 ACQUIRED 03-07-02	1,697.97	2,036.73	338.76-

The Northern Trust Company
 50 South LaSalle Street, Chicago, Illinois 60675
 (312) 630-6000

05021 ACCOUNT NO 26-12455 THE LYNDE AND HARRY BRADLEY FOUNDATION
 SS870 AAB VEREDUS ASSET MANAGEMENT

FEDERAL SCHEDULE OF GAINS AND LOSSES
 ACCOUNT TRANSACTIONS TAXABLE DURING THE PERIOD
 01-01-02 THROUGH 12-31-02

DESCRIPTION OF PROPERTY	DATE SOLD/ ACQUIRED	SALES PROCEEDS	COST BASIS	GAIN/LOSS
AIRTRAN HLDGS INC COM	03-27-02 SOLD	68,777.56	76,780.00	8,002.44-
AIRTRAN HLDGS INC COM	04-01-02 SOLD	50,156.47	58,386.26	8,249.79-
AIRTRAN HLDGS INC COM	04-04-02 SOLD	7,357.77	8,825.83	1,468.06-
AIRTRAN HLDGS INC COM	04-04-02 SOLD	9,827.70	12,220.38	2,392.68-
FS NETWORKS INC COM STK	04-05-02 SOLD	62,972.83	93,388.00	30,415.17-
FS NETWORKS INC CL A COM	04-08-02 SOLD	7,761.41	12,620.00	4,858.59-

The Northern Trust Company
 50 South LaSalle Street, Chicago, Illinois 60675
 (312) 630-6000

03021 ACCOUNT NO. 26-12455 THE LYNDE AND HARRY BRADLEY FOUNDATION
 SS870 AAB VEREDUS ASSET MANAGEMENT

FEDERAL SCHEDULE OF GAINS AND LOSSES
 ACCOUNT TRANSACTIONS TAXABLE DURING THE PERIOD
 01-01-02 THROUGH 12-31-02

DESCRIPTION OF PROPERTY	DATE SOLD/ ACQUIRED	SALES PROCEEDS	COST BASIS	GAIN/LOSS
SHARES: 7,200 00	SOLD 04-09-02 ACQUIRED 03-12-02	46,671.86	58,226 40	11,554.54-
STERIS CORP COM				
SHARES: 900.00	SOLD 04-09-02 ACQUIRED 03-12-02	18,974 66	18,945 00	29.66
HANDSPRING INC COM				
SHARES: 5,600.00	SOLD 04-10-02 ACQUIRED 03-07-02	19,766 83	32,536 00	12,769.17-
KNIGHT TRADING GROUP INC CL A COM				
SHARES: 400.00	SOLD 04-10-02 ACQUIRED 03-07-02	2,467 52	3,212 00	744 48-
SHARES: 3,500.00	SOLD 04-10-02 ACQUIRED 03-12-02	21,590.84	28,304 50	6,713.66-
SI CORP COM STK				
SHARES: 500 00	SOLD 04-10-02 ACQUIRED 03-12-02	7,083 28	8,405 00	1,321 72-
STERIS CORP COM				
SHARES: 1,500.00	SOLD 04-10-02 ACQUIRED 03-12-02	31,424 05	31,575.00	150.95-
DOUBLECLICK INC COM				

The Northern Trust Company
 50 South LaSalle Street, Chicago, Illinois 60675
 (312) 630-6000

THE LYNDE AND HARRY BRADLEY FOUNDATION
 VEREDUS ASSET MANAGEMENT

FEDERAL SCHEDULE OF GAINS AND LOSSES
 ACCOUNT TRANSACTIONS TAXABLE DURING THE PERIOD
 01-01-02 THROUGH 12-31-02

03021 ACCOUNT NO. 26-12455
 AAB

DESCRIPTION OF PROPERTY	DATE SOLD/ ACQUIRED	SALES PROCEEDS	COST BASIS	GAIN/LOSS
HANDSPRING INC COM	04-11-02 SOLD	82,956.73	108,632.16	25,675.43-
SHARES:	03-12-02 ACQUIRED			
8,400.00				
HANDSPRING INC COM	04-11-02 SOLD	7,896.71	13,944.00	6,047.29-
SHARES:	03-07-02 ACQUIRED			
2,400.00				
KNIGHT TRADING GROUP INC CL A COM	04-11-02 SOLD	5,452.93	7,227.00	1,774.07-
SHARES:	03-07-02 ACQUIRED			
900.00				
S1 CORP COM STK	04-11-02 SOLD	15,074.71	18,491.00	3,416.29-
SHARES:	03-12-02 ACQUIRED			
1,100.00				
STERIS CORP COM	04-11-02 SOLD	16,703.49	16,840.00	136.51-
SHARES:	03-12-02 ACQUIRED			
800.00				
DOUBLECLICK INC COM	04-12-02 SOLD	52,588.86	68,970.00	16,381.14-
SHARES:	03-07-02 ACQUIRED			
5,500.00				
HANDSPRING INC COM	04-12-02 SOLD	39,202.60	53,022.84	13,820.24-
SHARES:	03-12-02 ACQUIRED			
4,100.00				

The Northern Trust Company
 50 South LaSalle Street, Chicago, Illinois 60675
 (312) 630-6000

THE LYNDE AND HARRY BRADLEY FOUNDATION
 VEREDUS ASSET MANAGEMENT

03021 ACCOUNT NO. 26-12455
 SS870 AAB

FEDERAL SCHEDULE OF GAINS AND LOSSES
 ACCOUNT TRANSACTIONS TAXABLE DURING THE PERIOD
 01-01-02 THROUGH 12-31-02

DESCRIPTION OF PROPERTY	DATE SOLD/ ACQUIRED	SALES PROCEEDS	COST BASIS	GAIN/LOSS
SHARES; KNIGHT TRADING GROUP INC CL A COM	04-12-02 SOLD 03-07-02 ACQUIRED	19,105.19	33,698.00	14,592.81-
SHARES; STERIS CORP COM	04-12-02 SOLD 03-07-02 ACQUIRED	71,389.01	94,754.00	23,364.99-
SHARES; HANDSPRING INC COM	04-15-02 SOLD 03-12-02 ACQUIRED	20,469.38	21,050.00	580.62-
SHARES; SI CORP COM STK	04-16-02 SOLD 03-12-02 ACQUIRED	2,320.09	4,648.00	2,327.91-
SHARES; DOUBLECLICK INC COM	04-16-02 SOLD 03-12-02 ACQUIRED	25,550.94	30,258.00	4,707.06-
SHARES; HANDSPRING INC COM	04-17-02 SOLD 03-07-02 ACQUIRED	53,214.73	68,970.00	15,755.27-

The Northern Trust Company
 50 South LaSalle Street, Chicago, Illinois 60675
 (312) 630-6000

THE LYNDE AND HARRY BRADLEY FOUNDATION
 VEREDUS ASSET MANAGEMENT

03021 ACCOUNT NO. 26-12455
 SS870 AAB

FEDERAL SCHEDULE OF GAINS AND LOSSES
 ACCOUNT TRANSACTIONS TAXABLE DURING THE PERIOD
 01-01-02 THROUGH 12-31-02

DESCRIPTION OF PROPERTY	DATE SOLD/ ACQUIRED	SALES PROCEEDS	COST BASIS	GAIN/LOSS
SI CORP COM STK				
SHARES:	SOLD 04-17-02	11,419.70	21,053.00	9,633.30-
	ACQUIRED 03-12-02			
STERIS CORP COM				
SHARES:	SOLD 04-17-02	6,981.39	8,155.00	1,173.61-
	ACQUIRED 03-07-02			
DOUBLECLICK INC COM				
SHARES:	SOLD 04-17-02	13,962.77	16,810.00	2,847.23-
	ACQUIRED 03-12-02			
STERIS CORP COM				
SHARES:	SOLD 04-18-02	7,512.01	10,032.00	2,519.99-
	ACQUIRED 03-07-02			
STERIS CORP COM				
SHARES:	SOLD 04-18-02	31,064.06	31,575.00	510.94-
	ACQUIRED 03-12-02			
STERIS CORP COM				
SHARES:	SOLD 04-19-02	8,275.75	8,420.00	144.25-
	ACQUIRED 03-12-02			
DOUBLECLICK INC COM				
SHARES:	SOLD 04-22-02	19,436.41	27,588.00	8,151.59-
	ACQUIRED 03-07-02			
INKTOMI CORP COM				
SHARES:	SOLD 04-22-02			
	ACQUIRED 03-07-02			

The Northern Trust Company
 50 South LaSalle Street, Chicago, Illinois 60675
 (312) 630-6000

03021 ACCOUNT NO. 26-12455
 AAB

THE LYNDE AND HARRY BRADLEY FOUNDATION
 VEREDUS ASSET MANAGEMENT

FEDERAL SCHEDULE OF GAINS AND LOSSES
 ACCOUNT TRANSACTIONS TAXABLE DURING THE PERIOD
 01-01-02 THROUGH 12-31-02

DESCRIPTION OF PROPERTY	DATE SOLD/ ACQUIRED	SALES PROCEEDS	COST BASIS	GAIN/LOSS
SHARES: 6,400.00	SOLD 04-22-02 ACQUIRED 03-07-02	16,908.92	32,768.00	15,859.08-
S1 CORP COM STK				
SHARES: 1,200.00	SOLD 04-22-02 ACQUIRED 03-07-02	13,018.28	19,572.00	6,553.72-
STERIS CORP COM				
SHARES: 1,100.00	SOLD 04-22-02 ACQUIRED 03-12-02	21,878.33	23,155.00	1,276.67-
DOUBLECLICK INC COM				
SHARES: 1,200.00	SOLD 04-23-02 ACQUIRED 03-07-02	10,550.44	15,048.00	4,497.56-
INKTOMI CORP COM				
SHARES: 6,200.00	SOLD 04-23-02 ACQUIRED 03-07-02	14,948.98	31,744.00	16,795.02-
STERIS CORP COM				
SHARES: 200.00	SOLD 04-23-02 ACQUIRED 03-07-02	3,985.88	4,070.76	84.88-
AFFILIATED MANAGERS GROUP INC COM STK				
SHARES: 400.00	SOLD 04-23-02 ACQUIRED 03-12-02	7,971.75	8,420.00	448.25-

2811

The Northern Trust Company
 50 South LaSalle Street, Chicago, Illinois 60675
 (312) 630-6000

THE LYNDE AND HARRY BRADLEY FOUNDATION
 VEREDUS ASSET MANAGEMENT

03021 ACCOUNT NO. 26-12455
 AAB

SS870

FEDERAL SCHEDULE OF GAINS AND LOSSES
 ACCOUNT TRANSACTIONS TAXABLE DURING THE PERIOD
 01-01-02 THROUGH 12-31-02

DESCRIPTION OF PROPERTY	DATE SOLD/ ACQUIRED	SALES PROCEEDS	COST BASIS	GAIN/LOSS
SHARES; 200 00	04-24-02 SOLD	13,141.60	14,734.26	1,592.66-
FOOT LOCKER INC COM				
SHARES; 3,000.00	04-24-02 SOLD	46,948.58	52,350.00	5,401.42-
INKTOMI CORP COM				
SHARES; 7,600.00	04-24-02 SOLD	17,570.66	38,912.00	21,341.34-
STERIS CORP COM				
SHARES; 700.00	04-24-02 SOLD	13,753.74	14,247.66	493.92-
AFFILIATED MANAGERS GROUP INC COM STK				
SHARES; 1,000.00	04-25-02 SOLD	63,699.78	73,671.30	9,971.52-
DOV PHARMACEUTICAL INC COM				
SHARES; 1,000.00	04-25-02 SOLD	9,851.90	13,000.00	3,148.10-
GLOBESPAN VIRATA INC COM				

The Northern Trust Company
 50 South LaSalle Street, Chicago, Illinois 60675
 (312) 630-6000

THE LYNDE AND HARRY BRADLEY FOUNDATION
 VEREDUS ASSET MANAGEMENT

03021 ACCOUNT NO 26-12455
 SS870 AAB

FEDERAL SCHEDULE OF GAINS AND LOSSES
 ACCOUNT TRANSACTIONS TAXABLE DURING THE PERIOD
 01-01-02 THROUGH 12-31-02

DESCRIPTION OF PROPERTY	DATE SOLD/ ACQUIRED	SALES PROCEEDS	COST BASIS	GAIN/LOSS
STERIS CORP COM	04-25-02 SOLD	23,361.58	36,518.56	13,156 98-
STERIS CORP COM	04-25-02 SOLD	6,067.31	6,106.14	38.83-
TARO PHARMACEUTICAL INDUSTRIES ORD ILSI	04-25-02 SOLD	34,979.99	45,240 00	10,260 01-
INKTOMI CORP COM	04-26-02 SOLD	3,387.05	7,168 00	3,780 95-
INKTOMI CORP COM	03-07-02 ACQUIRED			
SHARES:				
1,400.00				
SHARES:				
5,600 00				
SI CORP COM STK	04-26-02 SOLD	13,548.22	27,440 00	13,891.78-
SI CORP COM STK	03-12-02 ACQUIRED			
SHARES:				
600.00				
SHARES:				
9,786 00				
STERIS CORP COM	04-26-02 SOLD	6,031.73	9,786 00	3,754 27-
STERIS CORP COM	03-07-02 ACQUIRED			
SHARES:				
2,300 00				
SHARES:				
45,699 62				
TARO PHARMACEUTICAL INDUSTRIES ORD ILSI	04-26-02 SOLD	45,699 62	46,813 74	1,114 12-
TARO PHARMACEUTICAL INDUSTRIES ORD ILSI	03-07-02 ACQUIRED			

The Northern Trust Company
 50 South LaSalle Street, Chicago, Illinois 60675
 (312) 630-6000

03021 ACCOUNT NO. 26-12455 THE LYNDE AND HARRY BRADLEY FOUNDATION
 SS870 AAB VEREDUS ASSET MANAGEMENT

FEDERAL SCHEDULE OF GAINS AND LOSSES
 ACCOUNT TRANSACTIONS TAXABLE DURING THE PERIOD
 01-01-02 THROUGH 12-31-02

DESCRIPTION OF PROPERTY	DATE SOLD/ ACQUIRED	SALES PROCEEDS	COST BASIS	GAIN/LOSS
SHARES: 1,900.00	04-26-02 SOLD 03-07-02 ACQUIRED	31,546.93	42,224.00	10,677.07-
AFFILIATED MANAGERS GROUP INC COM STK				
SHARES: 1,100.00	04-26-02 SOLD 03-12-02 ACQUIRED	24,786.87	31,009.00	6,222.13-
SHARES: 400.00	04-29-02 SOLD 03-07-02 ACQUIRED	25,293.44	29,468.52	4,175.08-
SHARES: 1,500.00	04-29-02 SOLD 03-12-02 ACQUIRED	82,203.67	95,362.02	13,158.35-
GLOBESPAN VIRATA INC COM				
SHARES: 2,100.00	04-30-02 SOLD 03-07-02 ACQUIRED	11,868.21	29,211.00	17,342.79-
SHARES: 2,478.00	04-30-02 SOLD 03-12-02 ACQUIRED	14,004.48	35,881.44	21,876.96-
INKTOMI CORP COM				
SHARES: 2,700.00	04-30-02 SOLD 03-12-02 ACQUIRED	6,179.84	13,230.00	7,050.16-

The Northern Trust Company
 50 South LaSalle Street, Chicago, Illinois 60675
 (312) 630-6000

THE LYNDE AND HARRY BRADLEY FOUNDATION
 VEREDUS ASSET MANAGEMENT

03021 ACCOUNT NO. 26-12455
 SS870 AAB

FEDERAL SCHEDULE OF GAINS AND LOSSES
 ACCOUNT TRANSACTIONS TAXABLE DURING THE PERIOD
 01-01-02 THROUGH 12-31-02

DESCRIPTION OF PROPERTY	DATE SOLD/ ACQUIRED	SALES PROCEEDS	COST BASIS	GAIN/LOSS
SHARES, 9,500.00	SOLD 05-01-02 ACQUIRED 03-12-02	17,180.22	46,550.00	29,369.78-
AFFILIATED MANAGERS GROUP INC COM STK				
SHARES, 300.00	SOLD 05-06-02 ACQUIRED 03-15-02	19,262.41	21,560.01	2,297.60-
ATLANTIC COAST AIRLINES HLDG INC COM				
SHARES, 1,100.00	SOLD 05-06-02 ACQUIRED 03-07-02	24,897.74	30,712.00	5,814.26-
SI CORP COM STK				
SHARES, 100.00	SOLD 05-06-02 ACQUIRED 03-07-02	698.13	1,631.00	932.87-
TARO PHARMACEUTICAL INDUSTRIES ORD ILSI				
SHARES, 1,300.00	SOLD 05-06-02 ACQUIRED 03-12-02	30,466.53	36,647.00	6,180.47-
ATLANTIC COAST AIRLINES HLDG INC COM				
SHARES, 1,400.00	SOLD 05-07-02 ACQUIRED 03-07-02	30,545.95	39,088.00	8,542.05-
SI CORP COM STK				

The Northern Trust Company
 50 South LaSalle Street, Chicago, Illinois 60675
 (312) 630-6000

THE LYNDE AND HARRY BRADLEY FOUNDATION
 VEREDUS ASSET MANAGEMENT

03021 ACCOUNT NO 26-12455
 SS870 AAB

FEDERAL SCHEDULE OF GAINS AND LOSSES
 ACCOUNT TRANSACTIONS TAXABLE DURING THE PERIOD
 01-01-02 THROUGH 12-31-02

DESCRIPTION OF PROPERTY	DATE SOLD/ ACQUIRED	SALES PROCEEDS	COST BASIS	GAIN/LOSS
UTSTARCOM INC COM	05-07-02 SOLD 03-07-02 ACQUIRED	9,230 48	22,834.00	13,603 52-
SHARES:				
300 00				
XM SATELLITE RADIO HLDGS INC CL A	05-07-02 SOLD 03-12-02 ACQUIRED	6,241 31	7,110 00	868.69-
SHARES:				
3,500 00				
ATLANTIC COAST AIRLINES HLDGS INC COM	05-07-02 SOLD 03-12-02 ACQUIRED	27,890.42	46,068.00	18,177 58-
SHARES:				
600 00				
ATLANTIC COAST AIRLINES HLDGS INC COM	05-08-02 SOLD 03-07-02 ACQUIRED	12,855 57	16,752 00	3,896 43-
SHARES:				
100.00				
FREEMARKETS INC COM	05-08-02 SOLD 03-12-02 ACQUIRED	2,142 59	2,693 00	550 41-
SHARES:				
2,200 00				
ATLANTIC COAST AIRLINES HLDGS INC COM	05-08-02 SOLD 03-12-02 ACQUIRED	41,689.18	57,904.00	16,214 82-
SHARES:				
2,200 00				

The Northern Trust Company
 50 South LaSalle Street, Chicago, Illinois 60675
 (312) 630-6000

THE LYNDE AND HARRY BRADLEY FOUNDATION
 VEREDUS ASSET MANAGEMENT

03021 ACCOUNT NO. 26-12455
 SS870 AAB

FEDERAL SCHEDULE OF GAINS AND LOSSES
 ACCOUNT TRANSACTIONS TAXABLE DURING THE PERIOD
 01-01-02 THROUGH 12-31-02

DESCRIPTION OF PROPERTY	DATE SOLD/ ACQUIRED	SALES PROCEEDS	COST BASIS	GAIN/LOSS
FREEMARKETS INC COM	05-10-02	53,500 38	67,325 00	13,824 62-
SHARES:	SOLD			
	03-12-02			
	ACQUIRED			
FREEMARKETS INC COM	05-10-02	14,378.76	21,056.00	6,677.24-
SHARES:	SOLD			
	03-12-02			
	ACQUIRED			
SI CORP COM STK	05-10-02	9,968 39	29,465 00	14,496 61-
SHARES:	SOLD			
	03-07-02			
	ACQUIRED			
UTSTARCOM INC COM	05-10-02	23,515.21	26,700 00	3,184.79-
SHARES:	SOLD			
	03-07-02			
	ACQUIRED			
FOOT LOCKER INC COM	05-10-02	43,111.21	52,140.00	9,028.79-
SHARES:	SOLD			
	03-12-02			
	ACQUIRED			
FREEMARKETS INC COM	05-13-02	43,398.69	54,095 00	10,696 31-
SHARES:	SOLD			
	03-07-02			
	ACQUIRED			
FREEMARKETS INC COM	05-13-02	67,197.96	82,180 32	14,982.36-
SHARES:	SOLD			
	03-12-02			
	ACQUIRED			

The Northern Trust Company
 50 South LaSalle Street, Chicago, Illinois 60675
 (312) 630-6000

THE LYNDE AND HARRY BRADLEY FOUNDATION
 VEREDUS ASSET MANAGEMENT

03021 ACCOUNT NO. 26-12455
 SS870 AAB

FEDERAL SCHEDULE OF GAINS AND LOSSES
 ACCOUNT TRANSACTIONS TAXABLE DURING THE PERIOD
 01-01-02 THROUGH 12-31-02

DESCRIPTION OF PROPERTY	DATE SOLD/ ACQUIRED	SALES PROCEEDS	COST BASIS	GAIN/LOSS
SHARES: KRISPY KREME DOUGHNUTS INC COM STK ISIN# US5010141043	05-17-02 SOLD 03-12-02 ACQUIRED	105,187.88	107,416.14	2,228.26-
QUANTA SVCS INC COM	05-17-02 SOLD 03-12-02 ACQUIRED	39,948.79	41,313.90	1,365.11-
NETWORKS ASSOCIATES INC COM STK	05-20-02 SOLD 04-18-02 ACQUIRED	30,083.09	43,462.41	13,379.32-
QUANTA SVCS INC COM	05-21-02 SOLD 03-12-02 ACQUIRED	22,556.46	32,274.00	9,717.54-
QUANTA SVCS INC COM	05-22-02 SOLD 04-11-02 ACQUIRED	13,979.57	20,817.48	6,837.91-
SHARES:	05-22-02 SOLD 04-16-02 ACQUIRED	12,814.61	20,158.27	7,343.66-
SHARES:	05-22-02 SOLD 04-17-02 ACQUIRED	9,319.72	15,082.96	5,763.24-

The Northern Trust Company
 50 South LaSalle Street, Chicago, Illinois 60675
 (312) 630-6000

THE LYNDE AND HARRY BRADLEY FOUNDATION
 VEREDUS ASSET MANAGEMENT

FEDERAL SCHEDULE OF GAINS AND LOSSES
 ACCOUNT TRANSACTIONS TAXABLE DURING THE PERIOD
 01-01-02 THROUGH 12-31-02

DESCRIPTION OF PROPERTY	DATE SOLD/ ACQUIRED	SALES PROCEEDS	COST BASIS	GAIN/LOSS
SHARES: 800.00	05-22-02 SOLD	9,707.71	15,082.96	5,375.25-
SHARES: 1,700.00	05-22-02 SOLD	20,628.87	32,124.39	11,495.52-
STERIS CORP COM				
SHARES: 1,100.00	05-22-02 SOLD	24,250.08	22,389.18	1,860.90
STERIS CORP COM				
SHARES: 1,000.00	05-23-02 SOLD	21,626.04	20,353.80	1,272.24
STERIS CORP COM				
SHARES: 700.00	05-24-02 SOLD	15,364.53	14,247.66	1,116.87
NETWORKS ASSOCIATES INC COM STK				
SHARES: 1,600.00	05-29-02 SOLD	32,319.02	46,944.00	14,624.98-
STERIS CORP COM				
SHARES: 900.00	05-29-02 SOLD	19,147.46	18,318.42	829.04
NETWORKS ASSOCIATES INC COM STK				

The Northern Trust Company
 50 South LaSalle Street, Chicago, Illinois 60675
 (312) 630-6000

THE LYNDE AND HARRY BRADLEY FOUNDATION
 VEREDUS ASSET MANAGEMENT

03021 ACCOUNT NO. 26-12455
 SS870 AAB

FEDERAL SCHEDULE OF GAINS AND LOSSES
 ACCOUNT TRANSACTIONS TAXABLE DURING THE PERIOD
 01-01-02 THROUGH 12-31-02

DESCRIPTION OF PROPERTY	DATE SOLD/ ACQUIRED	SALES PROCEEDS	COST BASIS	GAIN/LOSS
SHARES, SOLD 05-30-02	05-30-02	21,669.34	30,470.00	8,800.66-
ACQUIRED 03-07-02	03-07-02			
SHARES, SOLD 05-30-02	05-30-02	3,939.88	5,868.00	1,928.12-
ACQUIRED 03-12-02	03-12-02			
NETWORKS ASSOCIATES INC COM STK				
SHARES, SOLD 05-31-02	05-31-02	49,058.51	69,250.00	20,191.49-
ACQUIRED 03-07-02	03-07-02			
RYLAND GROUP, INC., COMMON STOCK, \$1 PAR				
SHARES, SOLD 06-03-02	06-03-02	32,027.03	26,190.00	5,837.03
ACQUIRED 03-18-02	03-18-02			
RYLAND GROUP, INC., COMMON STOCK, \$1 PAR				
SHARES, SOLD 06-04-02	06-04-02	36,034.91	30,555.00	5,479.91
ACQUIRED 03-18-02	03-18-02			
KB HOME COM				
SHARES, SOLD 06-06-02	06-06-02	89,197.21	81,784.98	7,412.23
ACQUIRED 03-12-02	03-12-02			
BORDERS GROUP INC COM STK				

2671

The Northern Trust Company
 50 South LaSalle Street, Chicago, Illinois 60675
 (312) 630-6000

03021 ACCOUNT NO 26-12455 THE LYNDE AND HARRY BRADLEY FOUNDATION
 VEREDUS ASSET MANAGEMENT

FEDERAL SCHEDULE OF GAINS AND LOSSES
 ACCOUNT TRANSACTIONS TAXABLE DURING THE PERIOD
 01-01-02 THROUGH 12-31-02

DESCRIPTION OF PROPERTY	DATE SOLD/ ACQUIRED	SALES PROCEEDS	COST BASIS	GAIN/LOSS
SHARES: 1,000 00	SOLD 06-11-02 ACQUIRED 03-07-02	20,374 18	22,510 00	2,135.82-
BORDERS GROUP INC COM STK				
SHARES: 800.00	SOLD 06-11-02 ACQUIRED 03-13-02	16,299.35	18,090.08	1,790 73-
BORDERS GROUP INC COM STK				
SHARES: 500.00	SOLD 06-14-02 ACQUIRED 03-07-02	9,638 05	11,255 00	1,616.95-
RYANS FAMILY STEAK HOUSES INC COM				
SHARES: 800 00	SOLD 06-14-02 ACQUIRED 03-07-02	12,558 50	12,757 33	198 83-
BORDERS GROUP INC COM STK				
SHARES: 400.00	SOLD 06-17-02 ACQUIRED 03-07-02	8,019.75	9,004 00	984.25-
RYANS FAMILY STEAK HOUSES INC COM				
SHARES: 1,000 00	SOLD 06-17-02 ACQUIRED 03-07-02	15,801.52	15,946.67	145 15-
MCI CMNTYS INC COM				
SHARES: 500.00	SOLD 06-17-02 ACQUIRED 04-25-02	14,199 57	13,475.00	724 57
BORDERS GROUP INC COM STK				

The Northern Trust Company
 50 South LaSalle Street, Chicago, Illinois 60675
 (312) 630-6000

THE LYNDE AND HARRY BRADLEY FOUNDATION
 VEREDUS ASSET MANAGEMENT

03021 ACCOUNT NO. 26-12455
 AAB SS870

FEDERAL SCHEDULE OF GAINS AND LOSSES
 ACCOUNT TRANSACTIONS TAXABLE DURING THE PERIOD
 01-01-02 THROUGH 12-31-02

DESCRIPTION OF PROPERTY	DATE SOLD/ ACQUIRED	SALES PROCEEDS	COST BASIS	GAIN/LOSS
FRESH DEL MONTE PRODUCE INC COM STK	06-18-02 SOLD 03-07-02 ACQUIRED	11,908.80	13,506.00	1,597.20-
RYANS FAMILY STEAK HOUSES INC COM	06-18-02 SOLD 03-12-02 ACQUIRED	39,842.79	26,698.00	13,144.79
AIRBORNE INC COM	06-18-02 SOLD 03-07-02 ACQUIRED	15,626.72	15,946.67	319.95-
BORDERS GROUP INC COM STK	06-19-02 SOLD 03-08-02 ACQUIRED	23,273.29	25,008.00	1,734.71-
FILENET CORP COM	06-19-02 SOLD 03-12-02 ACQUIRED	13,659.03	15,421.00	1,761.97-
FRESH DEL MONTE PRODUCE INC COM STK	06-19-02 SOLD 03-12-02 ACQUIRED	2,676.71	3,735.46	1,058.75-

The Northern Trust Company
 50 South LaSalle Street, Chicago, Illinois 60675
 (312) 630-6000

THE LYNDE AND HARRY BRADLEY FOUNDATION
 VEREDUS ASSET MANAGEMENT

FEDERAL SCHEDULE OF GAINS AND LOSSES
 ACCOUNT TRANSACTIONS TAXABLE DURING THE PERIOD
 01-01-02 THROUGH 12-31-02

35021 ACCOUNT NO. 26-12455
 SS870 AAB

DESCRIPTION OF PROPERTY	DATE SOLD/ ACQUIRED	SALES PROCEEDS	COST BASIS	GAIN/LOSS
KRISPY KREME DOUGHNUTS INC COM STK ISIN# USS010141043	SOLD 06-19-02 ACQUIRED 03-12-02	8,386.75	5,721.00	2,665.75
MODINE MFG CO COM	SOLD 06-19-02 ACQUIRED 03-07-02	18,324.19	19,700.25	1,376.06-
SANDISK CORP COM	SOLD 06-19-02 ACQUIRED 04-18-02	4,791.85	5,854.82	1,062.97-
FREEMARKETS INC COM	SOLD 06-19-02 ACQUIRED 03-07-02	29,797.64	58,509.00	28,711.36-
AIRBORNE INC COM	SOLD 06-19-02 ACQUIRED 03-07-02	9,837.22	17,470.04	7,632.82-
	SOLD 06-19-02 ACQUIRED 03-12-02	19,674.44	36,848.00	17,173.56-

56h1

The Northern Trust Company
 50 South LaSalle Street, Chicago, Illinois 60675
 (312) 630-6000

03021 ACCOUNT NO. 26-12455
 AAB VEREDUS ASSET MANAGEMENT

THE LYNDE AND HARRY BRADLEY FOUNDATION

FEDERAL SCHEDULE OF GAINS AND LOSSES
 ACCOUNT TRANSACTIONS TAXABLE DURING THE PERIOD
 01-01-02 THROUGH 12-31-02

DESCRIPTION OF PROPERTY	DATE SOLD/ ACQUIRED	SALES PROCEEDS	COST BASIS	GAIN/LOSS
SHARES: 1,100 00	SOLD 06-20-02 ACQUIRED 03-08-02	21,119 36	22,924 00	1,804 64-
BORDERS GROUP INC COM STK				
SHARES: 2,000 00	SOLD 06-20-02 ACQUIRED 03-12-02	37,498 86	44,060 00	6,561 14-
FILENET CORP COM				
SHARES: 400.00	SOLD 06-20-02 ACQUIRED 03-12-02	5,158.28	7,470 92	2,312 64-
FREEMARKETS INC COM				
SHARES: 800 00	SOLD 06-20-02 ACQUIRED 03-07-02	10,989 82	19,965.76	8,975.94-
HI / FN INC COM STK				
SHARES: 600.00	SOLD 06-20-02 ACQUIRED 03-07-02	3,661.51	7,914.00	4,252.49-
SHARES: 600 00	SOLD 06-20-02 ACQUIRED 03-12-02	3,661 50	7,134 00	3,472.50-

KRISPY KREME DOUGHNUTS INC COM STK ISIN#
 US5010141043

The Northern Trust Company
 50 South LaSalle Street, Chicago, Illinois 60675
 (312) 630-6000

THE LYNDE AND HARRY BRADLEY FOUNDATION
 VEREDUS ASSET MANAGEMENT

03021 ACCOUNT NO. 26-12455
 SS870 AAB

FEDERAL SCHEDULE OF GAINS AND LOSSES
 ACCOUNT TRANSACTIONS TAXABLE DURING THE PERIOD
 01-01-02 THROUGH 12-31-02

DESCRIPTION OF PROPERTY	DATE SOLD/ ACQUIRED	SALES PROCEEDS	COST BASIS	GAIN/LOSS
SHARES:	SOLD 06-20-02 ACQUIRED 03-07-02	28,598.09	31,520.40	2,922.31-
MODINE MFG CO COM	SOLD 06-20-02 ACQUIRED 04-17-02	11,703.19	14,584.80	2,881.61-
SANDISK CORP COM	SOLD 06-20-02 ACQUIRED 03-07-02	5,222.99	10,835.00	5,612.01-
SHARES:	SOLD 06-20-02 ACQUIRED 03-28-02	32,382.55	66,921.25	34,538.70-
AIRBORNE INC COM	SOLD 06-21-02 ACQUIRED 03-08-02	13,061.60	14,588.00	1,526.40-
FREEMARKETS INC COM	SOLD 06-21-02 ACQUIRED 03-07-02	49,680.79	114,803.12	65,122.33-
SHARES:	SOLD 06-21-02 ACQUIRED 04-17-02	2,307.90	2,916.96	609.06-
MODINE MFG CO COM	SOLD 06-21-02 ACQUIRED 04-17-02			

The Northern Trust Company
 50 South LaSalle Street, Chicago, Illinois 60675
 (312) 630-6000

THE LYNDE AND HARRY BRADLEY FOUNDATION
 VEREDUS ASSET MANAGEMENT

FEDERAL SCHEDULE OF GAINS AND LOSSES
 ACCOUNT TRANSACTIONS TAXABLE DURING THE PERIOD
 01-01-02 THROUGH 12-31-02

DESCRIPTION OF PROPERTY	DATE SOLD/ ACQUIRED	SALES PROCEEDS	COST BASIS	GAIN/LOSS
EMULEX CORP COM NEW	SOLD 06-25-02 ACQUIRED 03-13-02	17,293.15	63,032.40	45,739.25-
SHARES:				
1,100.00	SOLD 06-25-02	24,632.99	33,664.07	9,031.08-
SHARES:				
600.00	SOLD 06-25-02	13,436.17	17,978.46	4,542.29-
SHARES:				
1,200.00	SOLD 06-25-02	26,872.35	37,211.88	10,339.53-
SHARES:				
ENDO PHARMACEUTICALS HLDGS INC COM				
SHARES:				
1,300.00	SOLD 06-25-02	6,957.52	16,199.30	9,241.78-
SHARES:				
1,100.00	SOLD 06-25-02	5,887.13	13,534.51	7,647.38-
SHARES:				
700.00	SOLD 06-25-02	3,746.35	7,360.99	3,614.64-
SHARES:				
FILENET CORP COM				
SHARES:				
4,500.00	SOLD 06-25-02	56,325.24	84,047.85	27,722.61-
SHARES:				
MODINE MFG CO COM				
ACQUIRED 03-12-02				

The Northern Trust Company
 50 South LaSalle Street, Chicago, Illinois 60675
 (312) 630-6000

THE LYNDE AND HARRY BRADLEY FOUNDATION
 VEREDUS ASSET MANAGEMENT

ACCOUNT NO. 26-12455
 AAB
 SS870

FEDERAL SCHEDULE OF GAINS AND LOSSES
 ACCOUNT TRANSACTIONS TAXABLE DURING THE PERIOD
 01-01-02 THROUGH 12-31-02

DESCRIPTION OF PROPERTY	DATE SOLD/ ACQUIRED	SALES PROCEEDS	COST BASIS	GAIN/LOSS
SHARES	SOLD 06-25-02 ACQUIRED 04-30-02	2,382 92	2,894 28	511.56-
SANDISK CORP COM				
SHARES	SOLD 06-25-02 ACQUIRED 03-13-02	25,167 07	49,691 04	24,523 97-
KRISPY KREME DOUGHNUTS INC COM STK ISIN# USS010141043				
SHARES	SOLD 06-26-02 ACQUIRED 03-07-02	63,922.07	82,741 05	18,818.98-
KRISPY KREME DOUGHNUTS INC COM STK ISIN# USS010141043				
SHARES	SOLD 06-26-02 ACQUIRED 03-07-02	31,329.05	39,400 50	8,071 45-
AIRBORNE INC COM				
SHARES	SOLD 06-26-02 ACQUIRED 03-08-02	11,164 66	14,588 00	3,423 34-
EMULEX CORP COM NEW				
SHARES	SOLD 06-26-02 ACQUIRED 03-12-02	38,278 84	48,384 00	10,105 16-

The Northern Trust Company
 50 South LaSalle Street, Chicago, Illinois 60675
 (312) 630-6000

THE LYNDE AND HARRY BRADLEY FOUNDATION
 VEREDUS ASSET MANAGEMENT

03021 ACCOUNT NO. 26-12455
 SS870 AAB

FEDERAL SCHEDULE OF GAINS AND LOSSES
 ACCOUNT TRANSACTIONS TAXABLE DURING THE PERIOD
 01-01-02 THROUGH 12-31-02

DESCRIPTION OF PROPERTY	DATE SOLD/ ACQUIRED	SALES PROCEEDS	COST BASIS	GAIN/LOSS
SHARES, SANDISK CORP COM	SOLD 06-26-02 ACQUIRED 06-07-02	54,832 34	77,906 66	23,074 32-
SHARES, CYTYC CORP COM	SOLD 06-26-02 ACQUIRED 03-13-02	7,296 57	14,493.22	7,196.65-
SHARES, AIRBORNE INC COM	SOLD 06-28-02 ACQUIRED 03-12-02	16,465.18	56,462 12	39,996 94-
SHARES, FIRST HORIZON PHARMACEUTICAL CORP COM	SOLD 07-02-02 ACQUIRED 03-12-02	30,074.03	42,336.00	12,261 97-
SHARES, SANDISK CORP COM	SOLD 07-02-02 ACQUIRED 03-21-02	28,641.94	34,560.60	5,918 66-
SHARES, CYTYC CORP COM	SOLD 07-02-02 ACQUIRED 04-01-02	32,938 22	39,491 00	6,552 78-
SHARES, FIRST HORIZON PHARMACEUTICAL CORP COM	SOLD 07-02-02 ACQUIRED 03-07-02	11,946.05	57,240 00	45,293 95-

The Northern Trust Company
 50 South LaSalle Street, Chicago, Illinois 60675
 (312) 630-6000

03021 ACCOUNT NO 26-12455

THE LYNDE AND HARRY BRADLEY FOUNDATION
 VEREDUS ASSET MANAGEMENT

FEDERAL SCHEDULE OF GAINS AND LOSSES
 ACCOUNT TRANSACTIONS TAXABLE DURING THE PERIOD
 01-01-02 THROUGH 12-31-02

DESCRIPTION OF PROPERTY	DATE SOLD/ ACQUIRED	SALES PROCEEDS	COST BASIS	GAIN/LOSS
INAMED CORP COM	SOLD 07-02-02 ACQUIRED 03-12-02	10,176.27	48,300.00	38,123.73-
INAMED CORP COM	SOLD 07-08-02 ACQUIRED 04-23-02	5,588.29	10,102.56	4,514.27-
INAMED CORP COM	SOLD 07-08-02 ACQUIRED 04-24-02	11,176.58	21,182.04	10,005.46-
INAMED CORP COM	SOLD 07-12-02 ACQUIRED 04-22-02	1,465.13	3,276.42	1,811.29-
INAMED CORP COM	SOLD 07-12-02 ACQUIRED 04-23-02	7,325.62	16,837.60	9,511.98-
GOODYS FAMILY CLOTHING INC COM	SOLD 07-12-02 ACQUIRED 05-06-02	16,116.38	35,993.43	19,877.05-
ITRON INC	SOLD 07-18-02 ACQUIRED 06-27-02	3,527.57	9,113.36	5,585.79-

The Northern Trust Company

50 South LaSalle Street, Chicago, Illinois 60675
(312) 630-6000

03021 ACCOUNT NO. 26-12455
SS870 AAB

THE LYNDE AND HARRY BRADLEY FOUNDATION
VEREDUS ASSET MANAGEMENT

FEDERAL SCHEDULE OF GAINS AND LOSSES
ACCOUNT TRANSACTIONS TAXABLE DURING THE PERIOD
01-01-02 THROUGH 12-31-02

PAGE
29

DESCRIPTION OF PROPERTY			DATE SOLD/ ACQUIRED	SALES PROCEEDS	COST BASIS	GAIN/LOSS
SHARES:	2,800 00	SOLD	07-18-02	42,742.95	75,852 00	33,109 05-
		ACQUIRED	03-07-02			
SHARES:	2,300.00	SOLD	07-18-02	35,110.28	57,845.00	22,734 72-
		ACQUIRED	03-12-02			
SHARES:	800.00	SOLD	07-18-02	12,212 27	26,634.00	14,421 73-
		ACQUIRED	04-29-02			
MODINE MFG CO COM						
SHARES:	200 00	SOLD	07-18-02	4,104.47	5,600 50	1,496 03-
		ACQUIRED	04-11-02			
AMERICAN AXLE & MANUFACTURING HOLDINGS INC						
SHARES:	600 00	SOLD	07-19-02	13,439 59	17,830 62	4,391 03-
		ACQUIRED	03-19-02			
GOODYS FAMILY CLOTHING INC COM						
SHARES:	600 00	SOLD	07-19-02	2,620 48	6,557 04	3,936 56-
		ACQUIRED	06-25-02			
SHARES:	300 00	SOLD	07-19-02	1,310 24	3,417.51	2,107 27-
		ACQUIRED	06-27-02			
VERITAS DGC INC COM						

1503

The Northern Trust Company
 50 South LaSalle Street, Chicago, Illinois 60675
 (312) 630-6000

THE LYNDE AND HARRY BRADLEY FOUNDATION
 VEREDUS ASSET MANAGEMENT

FEDERAL SCHEDULE OF GAINS AND LOSSES
 ACCOUNT TRANSACTIONS TAXABLE DURING THE PERIOD
 01-01-02 THROUGH 12-31-02

03021 ACCOUNT NO. 26-12455
 SS870 AAB

DESCRIPTION OF PROPERTY	DATE SOLD/ ACQUIRED	SALES PROCEEDS	COST BASIS	GAIN/LOSS
AMERICAN AXLE & MANUFACTURING HOLDINGS INC	SOLD 07-19-02 ACQUIRED 05-15-02	11,699.64	23,777.00	12,077.36-
SHARES:				
1,500 00				
GOODYS FAMILY CLOTHING INC COM	SOLD 07-22-02 ACQUIRED 03-19-02	13,079.60	17,830.62	4,751.02-
SHARES:				
300 00				
XM SATELLITE RADIO HLDGS INC CL A	SOLD 07-23-02 ACQUIRED 03-07-02	4,237.57	13,876.20	9,638.63-
SHARES:				
1,400 00				
GOODYS FAMILY CLOTHING INC COM	SOLD 07-23-02 ACQUIRED 03-12-02	5,932.60	19,544.00	13,611.40-
SHARES:				
400 00				
GOODYS FAMILY CLOTHING INC COM	SOLD 07-23-02 ACQUIRED 06-10-02	1,354.96	4,226.24	2,871.28-
SHARES:				
300.00				
GOODYS FAMILY CLOTHING INC COM	SOLD 07-23-02 ACQUIRED 06-25-02	1,016.21	3,278.52	2,262.31-
SHARES:				
300.00				

The Northern Trust Company
 50 South LaSalle Street, Chicago, Illinois 60675
 (312) 630-6000

THE LYNDE AND HARRY BRADLEY FOUNDATION
 VEREDUS ASSET MANAGEMENT

FEDERAL SCHEDULE OF GAINS AND LOSSES
 ACCOUNT TRANSACTIONS TAXABLE DURING THE PERIOD
 01-01-02 THROUGH 12-31-02

05021 ACCOUNT NO. 26-12455
 SS870 AAB

DESCRIPTION OF PROPERTY	DATE SOLD/ ACQUIRED	SALES PROCEEDS	COST BASIS	GAIN/LOSS
SHARES: RYANS FAMILY STEAK HOUSES INC COM	07-25-02 SOLD 06-26-02 ACQUIRED	677 48	2,144 26	1,466 78-
SHARES: XM SATELLITE RADIO HLDGS INC CL A	07-25-02 SOLD 03-07-02 ACQUIRED	9,497.95	14,352.00	4,854.05-
SHARES: GOODYS FAMILY CLOTHING INC COM	07-24-02 SOLD 03-07-02 ACQUIRED	16,545 69	63,830 52	47,284.83-
SHARES: VERITAS DGC INC COM	07-24-02 SOLD 04-11-02 ACQUIRED	12,229 43	39,100 00	26,870.57-
SHARES: VERITAS DGC INC COM	07-24-02 SOLD 05-15-02 ACQUIRED	7,123 98	18,290.00	11,166 02-
SHARES: GOODYS FAMILY CLOTHING INC COM	07-29-02 SOLD 06-10-02 ACQUIRED	915.69	2,113.12	1,197.43-
SHARES: GOODYS FAMILY CLOTHING INC COM	07-29-02 SOLD 06-13-02 ACQUIRED	1,831.39	4,217.96	2,386.57-

The Northern Trust Company
 50 South LaSalle Street, Chicago, Illinois 60675
 (312) 630-6000

THE LYNDE AND HARRY BRADLEY FOUNDATION
 VEREDUS ASSET MANAGEMENT

03021 ACCOUNT NO 26-12455
 SS870 AAB

FEDERAL SCHEDULE OF GAINS AND LOSSES
 ACCOUNT TRANSACTIONS TAXABLE DURING THE PERIOD
 01-01-02 THROUGH 12-31-02

DESCRIPTION OF PROPERTY	DATE SOLD/ ACQUIRED	SALES PROCEEDS	COST BASIS	GAIN/LOSS
BEAZER HOMES USA INC COM	07-29-02 06-21-02	1,831 38	4,132 20	2,300 82-
SHARES:	SOLD			
400 00				
ACQUIRED				
VERITAS DGC INC COM	07-30-02 03-07-02	78,253.60	109,500 00	31,246 40-
SHARES:	SOLD			
1,200 00				
ACQUIRED				
RYANS FAMILY STEAK HOUSES INC COM	07-31-02 05-13-02	5,899.82	8,560.85	2,661.03-
SHARES:	SOLD			
500.00				
ACQUIRED				
RYANS FAMILY STEAK HOUSES INC COM	07-31-02 05-14-02	2,359 93	3,608 00	1,248.07-
SHARES:	SOLD			
200.00				
ACQUIRED				
RYANS FAMILY STEAK HOUSES INC COM	07-31-02 05-15-02	3,539 89	5,487.00	1,947.11-
SHARES:	SOLD			
300 00				
ACQUIRED				
CROWN CORK & SEAL CO , INC., COMMON STOCK, \$5 PAR	07-31-02 05-16-02	25,959.21	39,121 94	13,162.73-
SHARES:	SOLD			
2,200.00				
ACQUIRED				
RYANS FAMILY STEAK HOUSES INC COM	08-01-02 04-24-02	26,875 24	85,100.00	58,224 76-
SHARES:	SOLD			
7,400.00				
ACQUIRED				
RYANS FAMILY STEAK HOUSES INC COM	08-01-02 04-25-02	14,163.98	45,980.22	31,816 24-
SHARES:	SOLD			
3,900.00				
ACQUIRED				

The Northern Trust Company
 50 South LaSalle Street, Chicago, Illinois 60675
 (312) 630-6000

THE LYNDE AND HARRY BRADLEY FOUNDATION
 VEREDUS ASSET MANAGEMENT

FEDERAL SCHEDULE OF GAINS AND LOSSES
 ACCOUNT TRANSACTIONS TAXABLE DURING THE PERIOD
 01-01-02 THROUGH 12-31-02

03021 ACCOUNT NO. 26-12455
 AAB

DESCRIPTION OF PROPERTY	DATE SOLD/ ACQUIRED	SALES PROCEEDS	COST BASIS	GAIN/LOSS
SHARES: 900 00 CROWN CORK & SEAL CO., INC., COMMON STOCK, \$5 PAR	08-01-02 ACQUIRED 03-07-02	11,068.13	14,352 00	3,283.87-
SHARES: 400.00 SOLD 08-02-02 ACQUIRED 05-01-02	08-02-02 ACQUIRED 05-01-02	1,591.23	4,552 00	2,960 77-
SHARES: 5,900 00 SOLD 08-02-02 ACQUIRED 05-23-02	08-02-02 ACQUIRED 05-23-02	23,470.66	53,867 00	30,396 34-
SHARES: 2,000 00 SOLD 08-02-02 ACQUIRED 06-03-02	08-02-02 ACQUIRED 06-03-02	7,956.16	16,620 00	8,663 84-
SHARES: 200.00 SOLD 08-02-02 ACQUIRED 04-24-02	08-02-02 ACQUIRED 04-24-02	761 98	2,300 00	1,538.02-
SHARES: 4,500 00 SOLD 08-02-02 ACQUIRED 05-01-02	08-02-02 ACQUIRED 05-01-02	17,144 47	51,210 00	34,065 53-
RYANS FAMILY STEAK HOUSES INC COM SHARES: 1,200 00 SOLD 08-02-02 ACQUIRED 03-07-02	08-02-02 ACQUIRED 03-07-02	13,648 26	19,136.00	5,487 74-
PEP BOYS-MANNY, MOE & JACK, COMMON STOCK, \$1 PAR				

The Northern Trust Company
 50 South LaSalle Street, Chicago, Illinois 60675
 (312) 630-6000

05021 ACCOUNT NO 26-12455
 SS870 AAB

THE LYNDE AND HARRY BRADLEY FOUNDATION
 VEREDUS ASSET MANAGEMENT

FEDERAL SCHEDULE OF GAINS AND LOSSES
 ACCOUNT TRANSACTIONS TAXABLE DURING THE PERIOD
 01-01-02 THROUGH 12-31-02

DESCRIPTION OF PROPERTY	DATE SOLD/ ACQUIRED	SALES PROCEEDS	COST BASIS	GAIN/LOSS
SHARES.	SOLD 08-05-02 ACQUIRED 04-22-02	10,251.32	16,020 00	5,768 68-
SHARES:	SOLD 08-05-02			
900.00				
SHARES:	ACQUIRED 04-22-02			
200.00				
CROSS CTRY INC COM				
SHARES:	SOLD 08-07-02	30,754.18	60,588 00	29,833 82-
SHARES:	ACQUIRED 03-12-02			
200.00				
SHARES:	SOLD 08-07-02			
200.00				
SHARES:	ACQUIRED 03-20-02			
200.00				
CROSS CTRY INC COM				
SHARES:	SOLD 08-08-02	22,860.56	46,782 00	23,921.44-
SHARES:	ACQUIRED 03-07-02			
600.00				
SHARES:	SOLD 08-08-02	7,620.19	16,050 00	8,429 81-
SHARES:	ACQUIRED 03-20-02			
1,400.00				
UNITED STS STL CORP NEW COM				
SHARES:	SOLD 08-08-02	20,874 21	28,056.00	7,181 79-
SHARES:	ACQUIRED 05-20-02			
2,200.00				
SHARES:	SOLD 08-08-02	32,802.32	45,870 00	13,067 68-
SHARES:	ACQUIRED 05-24-02			
2,200.00				
CROSS CTRY INC COM				

The Northern Trust Company
 50 South LaSalle Street, Chicago, Illinois 60675
 (312) 630-6000

05021 ACCOUNT NO. 26-12455 THE LYNDE AND HARRY BRADLEY FOUNDATION
 SS870 AAB VEREDUS ASSET MANAGEMENT

FEDERAL SCHEDULE OF GAINS AND LOSSES
 ACCOUNT TRANSACTIONS TAXABLE DURING THE PERIOD
 01-01-02 THROUGH 12-31-02

DESCRIPTION OF PROPERTY	DATE SOLD/ ACQUIRED	SALES PROCEEDS	COST BASIS	GAIN/LOSS
GOODYS FAMILY CLOTHING INC COM	08-09-02 SOLD	10,330 48	20,792 00	10,461 52-
GOODYS FAMILY CLOTHING INC COM	08-09-02 SOLD	919.75	2,066 10	1,146 37-
GOODYS FAMILY CLOTHING INC COM	08-12-02 SOLD	2,492 57	5,165 25	2,672 88-
LA Z BOY INC COM	08-12-02 SOLD	12,509 62	17,190 00	4,680 38-
LA Z BOY INC COM	08-12-02 SOLD	18,764 43	26,280.00	7,515 57-
MODINE MFG CO COM	08-12-02 SOLD	2,209.58	2,736.82	527 24-
GOODYS FAMILY CLOTHING INC COM	08-12-02 SOLD	11,047 92	14,001 25	2,953 33-

6051

The Northern Trust Company
 50 South LaSalle Street, Chicago, Illinois 60675
 (312) 630-6000

THE LYNDE AND HARRY BRADLEY FOUNDATION
 VEREDUS ASSET MANAGEMENT

03021 ACCOUNT NO. 26-12455
 SS870 AAB

FEDERAL SCHEDULE OF GAINS AND LOSSES
 ACCOUNT TRANSACTIONS TAXABLE DURING THE PERIOD
 01-01-02 THROUGH 12-31-02

DESCRIPTION OF PROPERTY	DATE SOLD/ ACQUIRED	SALES PROCEEDS	COST BASIS	GAIN/LOSS
SHARES:	08-13-02 SOLD	2,491.52	5,091.80	2,600.28-
SHARES:	06-20-02 ACQUIRED			
MODINE MFG CO COM	08-13-02 SOLD	1,993.22	4,132.20	2,138.98-
SHARES:	06-21-02 ACQUIRED			
MODINE MFG CO COM	08-13-02 SOLD	2,166.23	2,736.82	570.59-
SHARES:	04-10-02 ACQUIRED			
MODINE MFG CO COM	08-14-02 SOLD	4,174.71	5,473.64	1,298.93-
SHARES:	04-10-02 ACQUIRED			
GOODYS FAMILY CLOTHING INC COM	08-15-02 SOLD	2,053.89	4,073.44	2,019.55-
SHARES:	06-20-02 ACQUIRED			
UNITED STS STL CORP NEW COM	08-15-02 SOLD	12,833.61	16,650.00	3,816.39-
SHARES:	05-14-02 ACQUIRED			
SHARES:	08-15-02 SOLD	11,407.65	15,200.00	3,792.35-
SHARES:	05-16-02 ACQUIRED			

The Northern Trust Company
 50 South LaSalle Street, Chicago, Illinois 60675
 (312) 630-6000

THE LYNDE AND HARRY BRADLEY FOUNDATION
 VEREDUS ASSET MANAGEMENT

03021 ACCOUNT NO 26-12455
 SS870 AAB

FEDERAL SCHEDULE OF GAINS AND LOSSES
 ACCOUNT TRANSACTIONS TAXABLE DURING THE PERIOD
 01-01-02 THROUGH 12-31-02

DESCRIPTION OF PROPERTY	DATE SOLD/ ACQUIRED	SALES PROCEEDS	COST BASIS	GAIN/LOSS
SHARES: UNITED STS STL CORP NEW COM	SOLD 08-15-02 ACQUIRED 05-20-02	8,555 74	12,024.00	3,468 26-
SHARES: URS CORP NEW COM	SOLD 08-15-02 ACQUIRED 05-20-02	14,639.55	20,040.00	5,400 45-
SHARES: GENESCO INC COM	SOLD 08-19-02 ACQUIRED 03-12-02	6,947 79	10,140.45	3,192.66-
SHARES: URS CORP NEW COM	SOLD 08-20-02 ACQUIRED 05-01-02	6,319.80	11,067 28	4,747 48-
SHARES: AMN HEALTHCARE SVCS INC COM	SOLD 08-20-02 ACQUIRED 03-12-02	4,547.86	6,760.30	2,212 44-
SHARES: GENESCO INC COM	SOLD 08-21-02 ACQUIRED 03-12-02	18,319.44	21,640.00	3,320 56-

The Northern Trust Company
 50 South LaSalle Street, Chicago, Illinois 60675
 (312) 630-6000

THE LYNDE AND HARRY BRADLEY FOUNDATION
 VEREDUS ASSET MANAGEMENT

FEDERAL SCHEDULE OF GAINS AND LOSSES
 ACCOUNT TRANSACTIONS TAXABLE DURING THE PERIOD
 01-01-02 THROUGH 12-31-02

03021 ACCOUNT NO. 26-12455
 SS870 AAB

DESCRIPTION OF PROPERTY	DATE SOLD/ ACQUIRED	SALES PROCEEDS	COST BASIS	GAIN/LOSS
SHARES: 1,200.00	SOLD 08-23-02 ACQUIRED 03-07-02	18,966 62	32,244.00	13,277 38-
SHARES: 300.00	SOLD 08-23-02 ACQUIRED 05-01-02	4,741 66	8,300 46	3,558 80-
URS CORP NEW COM				
SHARES: 100.00	SOLD 08-23-02 ACQUIRED 03-12-02	2,284.93	3,380 15	1,095 22-
AMN HEALTHCARE SVCS INC COM				
SHARES: 1,000.00	SOLD 08-26-02 ACQUIRED 03-07-02	22,439 32	26,250 00	3,810 68-
GENESCO INC COM				
SHARES: 300.00	SOLD 08-26-02 ACQUIRED 03-07-02	4,649.85	8,061 00	3,411 15-
URS CORP NEW COM				
SHARES: 300 00	SOLD 08-26-02 ACQUIRED 03-12-02	7,259.78	10,140 45	2,880 67-
AMN HEALTHCARE SVCS INC COM				
SHARES: 500.00	SOLD 08-27-02 ACQUIRED 03-07-02	11,426 55	13,125.00	1,698.45-
GENESCO INC COM				

The Northern Trust Company
 50 South LaSalle Street, Chicago, Illinois 60675
 (312) 630-6000

THE LYNDE AND HARRY BRADLEY FOUNDATION
 VEREDUS ASSET MANAGEMENT

03021 ACCOUNT NO. 26-12455
 AAB SS870

FEDERAL SCHEDULE OF GAINS AND LOSSES
 ACCOUNT TRANSACTIONS TAXABLE DURING THE PERIOD
 01-01-02 THROUGH 12-31-02

DESCRIPTION OF PROPERTY	DATE SOLD/ ACQUIRED	SALES PROCEEDS	COST BASIS	GAIN/LOSS
HEALTHSOUTH CORP COM STK	08-27-02 SOLD 03-07-02 ACQUIRED	4,799.85	8,061.00	3,261.15-
SHARES:				
300.00				
HEALTHSOUTH CORP COM STK	08-27-02 SOLD 03-07-02 ACQUIRED	51,908.75	95,634.00	43,725.25-
SHARES:				
7,700.00				
URS CORP NEW COM	08-27-02 SOLD 03-12-02 ACQUIRED	42,470.79	84,105.00	41,634.21-
SHARES:				
6,300.00				
URS CORP NEW COM	08-28-02 SOLD 03-12-02 ACQUIRED	4,719.85	6,760.30	2,040.45-
SHARES:				
200.00				
GENESCO INC COM	08-29-02 SOLD 03-07-02 ACQUIRED	11,831.64	21,496.00	9,664.36-
SHARES:				
800.00				
PROVINCE HEALTHCARE CO COM	08-29-02 SOLD 07-03-02 ACQUIRED	9,839.70	12,737.58	2,897.88-
SHARES:				
600.00				
PROVINCE HEALTHCARE CO COM	08-29-02 SOLD 07-24-02 ACQUIRED	22,959.31	28,625.24	5,665.93-
SHARES:				
1,400.00				

The Northern Trust Company
 50 South LaSalle Street, Chicago, Illinois 60675
 (312) 630-6000

THE LYNDE AND HARRY BRADLEY FOUNDATION
 VEREDUS ASSET MANAGEMENT

FEDERAL SCHEDULE OF GAINS AND LOSSES
 ACCOUNT TRANSACTIONS TAXABLE DURING THE PERIOD
 01-01-02 THROUGH 12-31-02

03021 ACCOUNT NO. 26-12455
 SS870 AAB

DESCRIPTION OF PROPERTY	DATE SOLD/ ACQUIRED	SALES PROCEEDS	COST BASIS	GAIN/LOSS
SHARES: URS CORP NEW COM	08-29-02 SOLD 07-24-02 ACQUIRED	4,919.85	5,760.00	840 15-
SHARES: URS CORP NEW COM	08-29-02 SOLD 03-07-02 ACQUIRED	13,244.60	18,588.00	5,343 40-
SHARES: URS CORP NEW COM	08-29-02 SOLD 03-12-02 ACQUIRED	6,622.30	10,140.45	3,518.15-
SHARES: URS CORP NEW COM	09-09-02 SOLD 03-07-02 ACQUIRED	3,691.88	6,196.00	2,504.12-
SHARES: GENESCO INC COM	09-09-02 SOLD 03-07-02 ACQUIRED	7,499.77	13,435.00	5,935.23-
SHARES: GENESCO INC COM	09-10-02 SOLD 03-07-02 ACQUIRED	4,544.86	8,061.00	3,516 14-
SHARES: RYANS FAMILY STEAK HOUSES INC COM	09-10-02 SOLD 03-07-02 ACQUIRED	7,896.87	10,365.33	2,468.46-

The Northern Trust Company
 50 South LaSalle Street, Chicago, Illinois 60675
 (312) 630-6000

THE LYNDE AND HARRY BRADLEY FOUNDATION
 VEREDUS ASSET MANAGEMENT

ACCOUNT NO. 26-12455
 AAB
 SS870

FEDERAL SCHEDULE OF GAINS AND LOSSES
 ACCOUNT TRANSACTIONS TAXABLE DURING THE PERIOD
 01-01-02 THROUGH 12-31-02

DESCRIPTION OF PROPERTY	DATE SOLD/ ACQUIRED	SALES PROCEEDS	COST BASIS	GAIN/LOSS
GENESCO INC COM SHARES: 150.00	SOLD 09-10-02 ACQUIRED 03-12-02	1,822 35	2,300.00	477.65-
GENESCO INC COM SHARES: 300.00	SOLD 09-11-02 ACQUIRED 03-07-02	4,484.86	8,061 00	3,576 14-
RYANS FAMILY STEAK HOUSES INC COM SHARES: 700.00	SOLD 09-11-02 ACQUIRED 03-12-02	10,464.68	18,795.00	8,330.32-
GENESCO INC COM SHARES: 100 00	SOLD 09-11-02 ACQUIRED 03-12-02	1,194.96	1,533 33	338 37-
EDWARDS J D & CO COM SHARES: 700 00	SOLD 09-12-02 ACQUIRED 03-12-02	10,478.68	18,795.00	8,316.32-
GENESCO INC COM SHARES: 3,800.00	SOLD 09-13-02 ACQUIRED 03-12-02	41,953.01	58,596 00	16,642.99-
URS CORP NEW COM SHARES: 600 00	SOLD 09-13-02 ACQUIRED 03-12-02	8,789 73	16,110 00	7,320 27-

The Northern Trust Company
 50 South LaSalle Street, Chicago, Illinois 60675
 (312) 630-6000

THE LYNDE AND HARRY BRADLEY FOUNDATION
 VEREDUS ASSET MANAGEMENT

FEDERAL SCHEDULE OF GAINS AND LOSSES
 ACCOUNT TRANSACTIONS TAXABLE DURING THE PERIOD
 01-01-02 THROUGH 12-31-02

03021 ACCOUNT NO. 26-12455
 SS870 AAB

DESCRIPTION OF PROPERTY	DATE SOLD/ ACQUIRED	SALES PROCEEDS	COST BASIS	GAIN/LOSS
GENESCO INC COM SHARES; 300.00	SOLD 09-13-02 ACQUIRED 03-07-02	5,084 84	9,294 00	4,209 16-
GENESCO INC COM SHARES; 600 00	SOLD 09-18-02 ACQUIRED 03-12-02	8,489 74	16,110 00	7,620 26-
URS CORP NEW COM SHARES; 400.00	SOLD 09-18-02 ACQUIRED 03-07-02	6,659.79	12,392.00	5,732 21-
GENESCO INC COM SHARES; 400 00	SOLD 09-19-02 ACQUIRED 03-12-02	5,692 82	10,740 00	5,047 18-
RYANS FAMILY STEAK HOUSES INC COM SHARES; 500 00	SOLD 09-19-02 ACQUIRED 03-12-02	5,871 35	7,666 67	1,795 32-
URS CORP NEW COM SHARES; 1,000 00	SOLD 09-20-02 ACQUIRED 03-07-02	15,839 52	30,980.00	15,140 48-
RYANS FAMILY STEAK HOUSES INC COM SHARES; 400 00	SOLD 09-19-02 ACQUIRED 03-12-02	5,692 82	10,740 00	5,047 18-

The Northern Trust Company
 50 South LaSalle Street, Chicago, Illinois 60675
 (312) 630-6000

03021 ACCOUNT NO. 26-12455 THE LYNDE AND HARRY BRADLEY FOUNDATION
 SS870 AAB VEREDUS ASSET MANAGEMENT

FEDERAL SCHEDULE OF GAINS AND LOSSES
 ACCOUNT TRANSACTIONS TAXABLE DURING THE PERIOD
 01-01-02 THROUGH 12-31-02

DESCRIPTION OF PROPERTY	DATE SOLD/ ACQUIRED	SALES PROCEEDS	COST BASIS	GAIN/LOSS
PROVINCE HEALTHCARE CO COM SHARES: 1,100.00	SOLD 09-23-02 ACQUIRED 03-12-02	12,502.99	16,866.67	4,363.68-
PROVINCE HEALTHCARE CO COM SHARES: 500.00	SOLD 09-24-02 ACQUIRED 07-24-02	7,674.76	9,600.00	1,925.24-
PROVINCE HEALTHCARE CO COM SHARES: 300.00	SOLD 09-27-02 ACQUIRED 07-24-02	4,934.85	5,760.00	825.15-
PROVINCE HEALTHCARE CO COM SHARES: 500.00	SOLD 09-30-02 ACQUIRED 07-24-02	8,329.74	9,600.00	1,270.26-
PROVINCE HEALTHCARE CO COM SHARES: 200.00	SOLD 09-30-02 ACQUIRED 07-25-02	3,331.90	3,772.50	440.60-
PROVINCE HEALTHCARE CO COM SHARES: 300.00	SOLD 10-01-02 ACQUIRED 07-25-02	5,092.76	5,658.75	565.99-
ACTION PERFORMANCE COS INC COM SHARES: 800.00	SOLD 10-02-02 ACQUIRED 06-10-02	16,770.53	29,920.00	13,149.47-

The Northern Trust Company
 50 South LaSalle Street, Chicago, Illinois 60675
 (312) 630-6000

THE LYNDE AND HARRY BRADLEY FOUNDATION
 VEREDUS ASSET MANAGEMENT

FEDERAL SCHEDULE OF GAINS AND LOSSES
 ACCOUNT TRANSACTIONS TAXABLE DURING THE PERIOD
 01-01-02 THROUGH 12-31-02

03021 ACCOUNT NO. 26-12455
 AAB

DESCRIPTION OF PROPERTY	DATE SOLD/ ACQUIRED	SALES PROCEEDS	COST BASIS	GAIN/LOSS
UNITED SURGICAL PARTNERS INTL INC COM				
SHARES:	SOLD 10-02-02	10,481.58	17,010.00	6,528.42-
	ACQUIRED 06-24-02			
SHARES:	SOLD 10-02-02	6,288.95	9,615.00	3,326.05-
	ACQUIRED 06-28-02			
ACTION PERFORMANCE COS INC COM				
SHARES:	SOLD 10-02-02	1,948.01	2,305.00	356.99-
	ACQUIRED 04-23-02			
SHARES:	SOLD 10-02-02	9,740.06	12,250.25	2,510.19-
	ACQUIRED 04-24-02			
SHARES:	SOLD 10-02-02	5,844.03	7,739.49	1,895.46-
	ACQUIRED 04-30-02			
SHARES:	SOLD 10-02-02	15,584.09	21,360.72	5,776.63-
	ACQUIRED 05-07-02			
SHARES:	SOLD 10-02-02	11,688.06	16,116.12	4,428.06-
	ACQUIRED 05-08-02			
SHARES:	SOLD 10-02-02	13,636.08	19,295.92	5,659.84-
	ACQUIRED 05-10-02			
SHARES:	SOLD 10-02-02	13,636.08	20,980.68	7,344.60-
	ACQUIRED 06-25-02			

The Northern Trust Company
 50 South LaSalle Street, Chicago, Illinois 60675
 (312) 630-6000

03021 ACCOUNT NO. 26-12455 THE LYNDE AND HARRY BRADLEY FOUNDATION
 SS870 AAB VEREDUS ASSET MANAGEMENT

FEDERAL SCHEDULE OF GAINS AND LOSSES
 ACCOUNT TRANSACTIONS TAXABLE DURING THE PERIOD
 01-01-02 THROUGH 12-31-02

DESCRIPTION OF PROPERTY	DATE SOLD/ ACQUIRED	SALES PROCEEDS	COST BASIS	GAIN/LOSS
SHARES.	SOLD 10-03-02 ACQUIRED 06-27-02	29,529.35	48,640.00	19,110 65-
SHARES.	SOLD 10-03-02 ACQUIRED 06-28-02	3,691 17	6,410.00	2,718 83-
SHARES:	SOLD 10-03-02 ACQUIRED 08-07-02	18,455.84	27,524.50	9,068.66-
PROVINCE HEALTHCARE CO COM				
SHARES:	SOLD 10-03-02 ACQUIRED 07-25-02	19,319.41	22,635.00	3,315.59-
SCHULMAN A INC COM				
SHARES:	SOLD 10-04-02 ACQUIRED 05-17-02	1,644 08	2,252 66	608.58-
RYANS FAMILY STEAK HOUSES INC COM				
SHARES:	SOLD 10-10-02 ACQUIRED 03-12-02	10,227 49	15,333 33	5,105 84-
SCHULMAN A INC COM				
SHARES:	SOLD 10-10-02 ACQUIRED 05-17-02	4,792.98	6,757.98	1,965 00-
SCHULMAN A INC COM				

The Northern Trust Company
 50 South LaSalle Street, Chicago, Illinois 60675
 (312) 630-6000

THE LYNDE AND HARRY BRADLEY FOUNDATION
 VEREDUS ASSET MANAGEMENT

03021 ACCOUNT NO. 26-12455
 SS870 AAB

FEDERAL SCHEDULE OF GAINS AND LOSSES
 ACCOUNT TRANSACTIONS TAXABLE DURING THE PERIOD
 01-01-02 THROUGH 12-31-02

DESCRIPTION OF PROPERTY	DATE SOLD/ ACQUIRED	SALES PROCEEDS	COST BASIS	GAIN/LOSS
SHARES, SCHULMAN A INC COM	10-11-02 SOLD	3,233.58	4,446.80	1,213.22-
SHARES, RYANS FAMILY STEAK HOUSES INC COM	10-11-02 ACQUIRED			635.87-
SHARES, SCHULMAN A INC COM	10-11-02 SOLD	1,616.79	2,252.66	1,912.86-
SHARES, RYANS FAMILY STEAK HOUSES INC COM	10-11-02 ACQUIRED			1,682.27-
SHARES, SCHULMAN A INC COM	10-15-02 SOLD	4,845.12	6,757.98	1,912.86-
SHARES, RYANS FAMILY STEAK HOUSES INC COM	10-15-02 ACQUIRED			1,912.86-
SHARES, SCHULMAN A INC COM	10-15-02 SOLD	4,451.06	6,133.33	1,682.27-
SHARES, RYANS FAMILY STEAK HOUSES INC COM	10-15-02 ACQUIRED			1,682.27-
SHARES, SCHULMAN A INC COM	10-15-02 SOLD	11,302.20	15,563.80	4,261.60-
SHARES, ROSLYN BANCORP INC COM	10-15-02 ACQUIRED			4,261.60-
SHARES, RYANS FAMILY STEAK HOUSES INC COM	10-16-02 SOLD	22,877.54	29,663.48	6,785.94-
SHARES, RYANS FAMILY STEAK HOUSES INC COM	10-16-02 ACQUIRED			6,785.94-
SHARES, SCHULMAN A INC COM	10-16-02 SOLD	3,111.56	4,600.00	1,488.44-
SHARES, SCHULMAN A INC COM	03-12-02 ACQUIRED			1,488.44-

The Northern Trust Company
 50 South LaSalle Street, Chicago, Illinois 60675
 (312) 630-6000

03021 ACCOUNT NO. 26-12455 THE LYNDE AND HARRY BRADLEY FOUNDATION
 SS870 AAB VEREDUS ASSET MANAGEMENT

FEDERAL SCHEDULE OF GAINS AND LOSSES
 ACCOUNT TRANSACTIONS TAXABLE DURING THE PERIOD
 01-01-02 THROUGH 12-31-02

DATE SOLD/ ACQUIRED	SALES PROCEEDS	COST BASIS	GAIN/LOSS	DESCRIPTION OF PROPERTY
10-16-02 SOLD 05-10-02 ACQUIRED	1,572.55	2,223.40	650 85-	SHARES; 100.00
10-16-02 SOLD 08-22-02 ACQUIRED	1,572.55	2,105.53	532 98-	SHARES; 100.00
10-16-02 SOLD 08-19-02 ACQUIRED	7,646.79	10,030.32	2,383 53-	SHARES; 900.00
10-17-02 SOLD 04-18-02 ACQUIRED	12,813.95	19,382.00	6,568 05-	SHARES; 1,100.00
10-17-02 SOLD 04-23-02 ACQUIRED	4,659.62	7,104.00	2,444 38-	SHARES; 400.00
10-17-02 SOLD 03-12-02 ACQUIRED	3,138.71	4,600.00	1,461 29-	SHARES; 300.00
10-17-02 SOLD 08-22-02 ACQUIRED	4,737.21	6,316.59	1,579 38-	SHARES; 300.00
				RYANS FAMILY STEAK HOUSES INC COM
				SCHULMAN A INC COM
				TEKELEC COM
				PEP BOYS-MANNY, MOE & JACK, COMMON STOCK, #1 PAR
				TEKELEC COM

The Northern Trust Company
 50 South LaSalle Street, Chicago, Illinois 60675
 (312) 630-6000

03021 ACCOUNT NO 26-12455 THE LYNDE AND HARRY BRADLEY FOUNDATION
 SS870 AAB VEREDUS ASSET MANAGEMENT

FEDERAL SCHEDULE OF GAINS AND LOSSES
 ACCOUNT TRANSACTIONS TAXABLE DURING THE PERIOD
 01-01-02 THROUGH 12-31-02

DESCRIPTION OF PROPERTY	DATE SOLD/ ACQUIRED	SALES PROCEEDS	COST BASIS	GAIN/LOSS
SHARES: 1,600.00	SOLD 10-17-02 ACQUIRED 08-19-02	13,583.91	17,831.68	4,247.77-
SHARES: 600.00	SOLD 10-17-02 ACQUIRED 08-29-02	5,093.96	5,994.84	900.88-
PEP BOYS-MANNY, MOE & JACK, COMMON STOCK, #1 PAR				
SHARES: 500.00	SOLD 10-18-02 ACQUIRED 04-18-02	5,724.83	8,810.00	3,085.17-
SHARES: 1,100.00	SOLD 10-18-02 ACQUIRED 04-19-02	12,594.62	19,376.94	6,782.32-
SHARES: 2,300.00	SOLD 10-18-02 ACQUIRED 05-17-02	26,334.20	40,342.00	14,007.80-
PEP BOYS-MANNY, MOE & JACK, COMMON STOCK, #1 PAR				
SHARES: 100.00	SOLD 10-18-02 ACQUIRED 04-18-02	1,162.42	1,762.00	599.58-
ROSLYN BANCORP INC COM				
SHARES: 100.00	SOLD 10-18-02 ACQUIRED 07-24-02	1,669.83	1,868.70	198.87-

The Northern Trust Company
 50 South LaSalle Street, Chicago, Illinois 60675
 (312) 630-6000

THE LYNDE AND HARRY BRADLEY FOUNDATION
 VEREDUS ASSET MANAGEMENT

03021 ACCOUNT NO 26-12455
 SS870 AAB

FEDERAL SCHEDULE OF GAINS AND LOSSES
 ACCOUNT TRANSACTIONS TAXABLE DURING THE PERIOD
 01-01-02 THROUGH 12-31-02

DESCRIPTION OF PROPERTY	DATE SOLD/ ACQUIRED	SALES PROCEEDS	COST BASIS	GAIN/LOSS
RYANS FAMILY STEAK HOUSES INC COM				
SHARES:	SOLD 10-18-02	3,339.66	4,237.64	897.98-
	ACQUIRED 08-06-02			
SHARES:	SOLD 10-18-02	15,028.46	17,662.68	2,634.22-
	ACQUIRED 07-25-02			
SCHULMAN A INC COM				
SHARES:	SOLD 10-18-02	11,455.49	16,866.67	5,411.18-
	ACQUIRED 03-12-02			
TEKELEC COM				
SHARES:	SOLD 10-18-02	9,975.47	14,574.56	4,599.09-
	ACQUIRED 05-20-02			
SHARES:	SOLD 10-18-02	15,675.73	20,277.95	4,602.22-
	ACQUIRED 06-06-02			
SHARES:	SOLD 10-18-02	5,700.27	7,957.84	2,257.57-
	ACQUIRED 07-17-02			
SHARES:	SOLD 10-18-02	5,700.27	8,297.64	2,597.37-
	ACQUIRED 08-21-02			
SHARES:	SOLD 10-18-02	4,275.20	6,316.59	2,041.39-
	ACQUIRED 08-22-02			

The Northern Trust Company
 50 South LaSalle Street, Chicago, Illinois 60675
 (312) 630-6000

THE LYNDE AND HARRY BRADLEY FOUNDATION
 VEREDUS ASSET MANAGEMENT

03021 ACCOUNT NO 26-12455
 AAB SS870

FEDERAL SCHEDULE OF GAINS AND LOSSES
 ACCOUNT TRANSACTIONS TAXABLE DURING THE PERIOD
 01-01-02 THROUGH 12-31-02

DESCRIPTION OF PROPERTY	DATE SOLD/ ACQUIRED	SALES PROCEEDS	COST BASIS	GAIN/LOSS
SHARES: 900.00	SOLD 10-18-02 ACQUIRED 08-13-02	7,138.04	8,771.31	1,633.27-
SHARES: 400.00	SOLD 10-18-02 ACQUIRED 08-29-02	3,172.46	3,996.56	824.10-
SHARES: 700.00	SOLD 10-18-02 ACQUIRED 08-30-02	5,551.81	6,893.39	1,341.58-
RYANS FAMILY STEAK HOUSES INC COM				
SHARES: 300.00	SOLD 10-21-02 ACQUIRED 03-12-02	3,197.15	4,600.00	1,402.85-
TEKELEC COM				
SHARES: 300.00	SOLD 10-21-02 ACQUIRED 08-06-02	2,365.31	2,735.64	370.33-
SHARES: 900.00	SOLD 10-21-02 ACQUIRED 08-07-02	7,095.92	8,614.89	1,518.97-
SHARES: 700.00	SOLD 10-21-02 ACQUIRED 08-13-02	5,519.05	6,822.13	1,303.08-
PEP BOYS-MANNY, MOE & JACK, COMMON STOCK, #1 PAR				
SHARES: 1,200.00	SOLD 10-22-02 ACQUIRED 04-17-02	14,156.21	20,952.00	6,795.79-

The Northern Trust Company
 50 South LaSalle Street, Chicago, Illinois 60675
 (312) 630-6000

03021 ACCOUNT NO. 26-12455
 AAB SS870

THE LYNDE AND HARRY BRADLEY FOUNDATION
 VEREDUS ASSET MANAGEMENT

FEDERAL SCHEDULE OF GAINS AND LOSSES
 ACCOUNT TRANSACTIONS TAXABLE DURING THE PERIOD
 01-01-02 THROUGH 12-31-02

DESCRIPTION OF PROPERTY	DATE SOLD/ ACQUIRED	SALES PROCEEDS	COST BASIS	GAIN/LOSS
ROSLYN BANCORP INC COM				
SHARES:	SOLD 10-22-02	12,976.52	19,294.00	6,317.48-
	ACQUIRED 05-17-02			
TEKELEC COM				
SHARES:	SOLD 10-22-02	18,440.50	20,555.70	2,115.20-
	ACQUIRED 07-24-02			
PRACTICWORKS INC COM				
SHARES:	SOLD 10-22-02	15,826.90	17,325.72	1,498.82-
	ACQUIRED 08-06-02			
BORG WARNER INC COM				
SHARES:	SOLD 10-23-02	3,140.78	9,300.00	6,159.22-
	ACQUIRED 06-06-02			
SHARES:	SOLD 10-23-02	3,140.78	10,494.00	7,353.22-
	ACQUIRED 07-09-02			
SHARES:	SOLD 10-23-02	1,046.93	2,780.00	1,733.07-
	ACQUIRED 07-31-02			

The Northern Trust Company
 50 South LaSalle Street, Chicago, Illinois 60675
 (312) 630-6000

THE LYNDE AND HARRY BRADLEY FOUNDATION
 VEREDUS ASSET MANAGEMENT

FEDERAL SCHEDULE OF GAINS AND LOSSES
 ACCOUNT TRANSACTIONS TAXABLE DURING THE PERIOD
 01-01-02 THROUGH 12-31-02

03021 ACCOUNT NO. 26-12455
 AAB

DESCRIPTION OF PROPERTY	DATE SOLD/ ACQUIRED	SALES PROCEEDS	COST BASIS	GAIN/LOSS
SIERRA HEALTH SVCS INC COM SHARES:	SOLD 10-24-02 ACQUIRED 04-29-02	28,240.60	37,502.16	9,261.56-
SIERRA HEALTH SVCS INC COM SHARES:	SOLD 10-24-02 ACQUIRED 06-18-02	1,303.57	2,109.13	805.56-
SHARES:	SOLD 10-24-02 ACQUIRED 06-20-02	11,732.13	19,648.98	7,916.85-
SHARES:	SOLD 10-24-02 ACQUIRED 06-27-02	19,553.56	33,156.30	13,602.74-
SIERRA HEALTH SVCS INC COM SHARES:	SOLD 10-24-02 ACQUIRED 06-18-02	15,851.52	25,309.56	9,458.04-
VITALWORKS INC COM STK SHARES:	SOLD 10-24-02 ACQUIRED 06-27-02	5,572.81	13,678.20	8,105.39-
SHARES:	SOLD 10-24-02 ACQUIRED 06-28-02	6,501.61	16,679.67	10,178.06-
SHARES:	SOLD 10-24-02 ACQUIRED 08-20-02	5,882.41	15,114.12	9,231.71-
BORG WARNER INC COM				

The Northern Trust Company
 50 South LaSalle Street, Chicago, Illinois 60675
 (312) 630-6000

THE LYNDE AND HARRY BRADLEY FOUNDATION
 VERDUS ASSET MANAGEMENT

03021 ACCOUNT NO. 26-12455
 AAB SS870

FEDERAL SCHEDULE OF GAINS AND LOSSES
 ACCOUNT TRANSACTIONS TAXABLE DURING THE PERIOD
 01-01-02 THROUGH 12-31-02

DESCRIPTION OF PROPERTY	DATE SOLD/ ACQUIRED	SALES PROCEEDS	COST BASIS	GAIN/LOSS
ROSLYN BANCORP INC COM				
SHARES:				
SOLD 10-25-02	900 00	2,704 95	6,227 91	3,522.96-
ACQUIRED 07-24-02				
SOLD 10-25-02	900 00	2,704 96	6,592 32	3,887 36-
ACQUIRED 07-25-02				
C CORNET CORP COM				
SHARES:				
SOLD 10-28-02	600 00	9,766.98	11,078 16	1,311 18-
ACQUIRED 07-23-02				
CHRISTOPHER & BANKS CORP COM				
SHARES:				
SOLD 10-30-02	800 00	3,075 02	14,463.60	11,388.58-
ACQUIRED 03-07-02				
CYTYC CORP COM				
SHARES:				
SOLD 10-30-02	200 00	5,450 13	6,810 00	1,359.87-
ACQUIRED 08-01-02				
D R HORTON INC COM				
SHARES:				
SOLD 10-30-02	1,400.00	14,101.63	35,930 44	21,828.81-
ACQUIRED 03-12-02				

The Northern Trust Company
 50 South LaSalle Street, Chicago, Illinois 60675
 (312) 630-6000

THE LYNDE AND HARRY BRADLEY FOUNDATION
 VEREDUS ASSET MANAGEMENT

03021 ACCOUNT NO 26-12455
 SS870 AAB

FEDERAL SCHEDULE OF GAINS AND LOSSES
 ACCOUNT TRANSACTIONS TAXABLE DURING THE PERIOD
 01-01-02 THROUGH 12-31-02

DESCRIPTION OF PROPERTY	DATE SOLD/ ACQUIRED	SALES PROCEEDS	COST BASIS	GAIN/LOSS
SHARES: 1,100 00	SOLD 10-30-02 ACQUIRED 04-23-02	20,578 94	28,710.00	8,131.06-
SHARES: 200.00	SOLD 10-30-02 ACQUIRED 04-30-02	3,741.63	5,112 18	1,370 55-
FILENET CORP COM				
SHARES: 900 00	SOLD 10-30-02 ACQUIRED 03-07-02	9,728.88	16,603 20	6,874.32-
SHARES: 400 00	SOLD 10-30-02 ACQUIRED 03-12-02	4,323.95	7,470.92	3,146 97-
STANDARD PAC CORP NEW COM				
SHARES: 400 00	SOLD 10-30-02 ACQUIRED 06-25-02	9,509 23	13,736 12	4,226 89-
TIDEWATER, INC , COMMON STOCK, \$1 PAR				
SHARES: 700.00	SOLD 10-30-02 ACQUIRED 05-09-02	19,565 11	31,137.82	11,572 71-
SHARES: 800 00	SOLD 10-30-02 ACQUIRED 05-14-02	22,360.12	36,376 00	14,015.88-
C CORNET CORP COM				

The Northern Trust Company
 50 South LaSalle Street, Chicago, Illinois 60675
 (312) 630-6000

03021 ACCOUNT NO. 26-12455 THE LYNDE AND HARRY BRADLEY FOUNDATION
 AAB VEREDUS ASSET MANAGEMENT

FEDERAL SCHEDULE OF GAINS AND LOSSES
 ACCOUNT TRANSACTIONS TAXABLE DURING THE PERIOD
 01-01-02 THROUGH 12-31-02

DESCRIPTION OF PROPERTY	DATE SOLD/ ACQUIRED	SALES PROCEEDS	COST BASIS	GAIN/LOSS
CHRISTOPHER & BANKS CORP COM				
SHARES:				
SOLD 10-31-02	300.00	7,983.68	10,215.00	2,231.32-
ACQUIRED 08-01-02				
CYTYC CORP COM				
SHARES:				
SOLD 10-31-02	100.00	1,038.22	2,317.00	1,278.78-
ACQUIRED 03-07-02				
EDWARDS J D & CO COM				
SHARES:				
SOLD 10-31-02	3,100.00	32,184.77	79,560.26	47,375.49-
ACQUIRED 03-12-02				
STANDARD PAC CORP NEW COM				
SHARES:				
SOLD 10-31-02	2,000.00	23,237.10	30,620.00	7,382.90-
ACQUIRED 03-07-02				
FILENET CORP COM				
SHARES:				
SOLD 10-31-02	900.00	10,456.69	13,878.00	3,421.31-
ACQUIRED 03-12-02				
STANDARD PAC CORP NEW COM				
SHARES:				
SOLD 10-31-02	1,400.00	15,274.93	25,827.20	10,552.27-
ACQUIRED 03-07-02				

The Northern Trust Company
 50 South LaSalle Street, Chicago, Illinois 60675
 (312) 630-6000

THE LYNDE AND HARRY BRADLEY FOUNDATION
 VEREDUS ASSET MANAGEMENT

FEDERAL SCHEDULE OF GAINS AND LOSSES
 ACCOUNT TRANSACTIONS TAXABLE DURING THE PERIOD
 01-01-02 THROUGH 12-31-02

DESCRIPTION OF PROPERTY	DATE SOLD/ ACQUIRED	SALES PROCEEDS	COST BASIS	GAIN/LOSS
SHARES:	SOLD 10-31-02	14,551.78	20,604.18	6,052.40-
TIDEWATER, INC, COMMON STOCK, #1 PAR	ACQUIRED 06-25-02			
SHARES:	SOLD 10-31-02	33,808.02	53,379.12	19,571.10-
SHARES:	ACQUIRED 05-09-02			
SHARES:	SOLD 10-31-02	2,817.33	4,381.80	1,564.47-
SHARES:	ACQUIRED 05-13-02			
C CORNET CORP COM	SOLD 11-01-02	379.18	1,807.95	1,428.77-
SHARES:	ACQUIRED 03-07-02			
TIDEWATER, INC, COMMON STOCK, #1 PAR	SOLD 11-01-02	8,652.75	13,145.40	4,492.65-
SHARES:	ACQUIRED 05-13-02			
AMERICAN AXLE & MANUFACTURING HOLDINGS INC	SOLD 11-04-02	45,374.43	56,463.63	11,089.20-
SHARES:	ACQUIRED 03-19-02			
BORG WARNER INC COM	SOLD 11-04-02			

The Northern Trust Company
 50 South LaSalle Street, Chicago, Illinois 60675
 (312) 630-6000

THE LYNDE AND HARRY BRADLEY FOUNDATION
 VERDUS ASSET MANAGEMENT

03021 ACCOUNT NO. 26-12455
 SS870 AAB

FEDERAL SCHEDULE OF GAINS AND LOSSES
 ACCOUNT TRANSACTIONS TAXABLE DURING THE PERIOD
 01-01-02 THROUGH 12-31-02

DESCRIPTION OF PROPERTY	DATE SOLD/ ACQUIRED	SALES PROCEEDS	COST BASIS	GAIN/LOSS
SHARES:	SOLD 11-04-02	13,737 25	18,670 50	4,933.25-
SHARES:	ACQUIRED 04-25-02			
SUPERIOR INDS INTL INC COM	SOLD 11-04-02	9,158 16	12,500.72	3,342 56-
SHARES:	ACQUIRED 04-29-02			
AMERICAN AXLE & MANUFACTURING HOLDINGS INC	SOLD 11-04-02	29,570.60	34,471.43	4,900 83-
SHARES:	ACQUIRED 04-22-02			
DOCUMENTUM INC COMMON STOCK	SOLD 11-06-02	19,628.92	23,774 16	4,145 24-
SHARES:	ACQUIRED 03-19-02			
SHARES:	SOLD 11-06-02	7,360 85	8,644 68	1,283.83-
SHARES:	ACQUIRED 04-01-02			
FILENET CORP COM	SOLD 11-06-02	12,281.54	17,570.00	5,288 46-
SHARES:	ACQUIRED 03-12-02			
JACOBS ENGR GROUP INC COM	SOLD 11-06-02	7,090.76	11,068.80	3,978.04-
SHARES:	ACQUIRED 03-07-02			

The Northern Trust Company
 50 South LaSalle Street, Chicago, Illinois 60675
 (312) 630-6000

03021 ACCOUNT NO. 26-12455
 AAB VEREDUS ASSET MANAGEMENT

THE LYNDE AND HARRY BRADLEY FOUNDATION
 VEREDUS ASSET MANAGEMENT

FEDERAL SCHEDULE OF GAINS AND LOSSES
 ACCOUNT TRANSACTIONS TAXABLE DURING THE PERIOD
 01-01-02 THROUGH 12-31-02

DESCRIPTION OF PROPERTY	DATE SOLD/ ACQUIRED	SALES PROCEEDS	COST BASIS	GAIN/LOSS
JACOBS ENGR GROUP INC COM SHARES:	SOLD 11-07-02 ACQUIRED 08-16-02	55,140 55	60,151 61	5,011.06-
FRONTIER AIRLS INC NEW COM SHARES:	SOLD 11-08-02 ACQUIRED 07-09-02	3,186.20	3,512 89	326 69-
FRONTIER AIRLS INC NEW COM SHARES:	SOLD 11-08-02 ACQUIRED 08-16-02	3,186 20	3,538 33	352 13-
AMSURG CORP COM SHARES:	SOLD 11-11-02 ACQUIRED 05-10-02	5,432 25	6,211 14	778 89-
BOYD GAMING CORP SHARES:	SOLD 11-11-02 ACQUIRED 09-05-02	25,749 00	35,570.43	9,821 43-
C CORNET CORP COM SHARES:	SOLD 11-11-02 ACQUIRED 03-07-02	1,487.50	9,039.75	7,552 25-
FRONTIER AIRLS INC NEW COM				

The Northern Trust Company
 50 South LaSalle Street, Chicago, Illinois 60675
 (312) 630-6000

THE LYNDE AND HARRY BRADLEY FOUNDATION
 VEREDUS ASSET MANAGEMENT

FEDERAL SCHEDULE OF GAINS AND LOSSES
 ACCOUNT TRANSACTIONS TAXABLE DURING THE PERIOD
 01-01-02 THROUGH 12-31-02

03021 ACCOUNT NO. 26-12455
 AAB

SS870

DESCRIPTION OF PROPERTY	DATE SOLD/ ACQUIRED	SALES PROCEEDS	COST BASIS	GAIN/LOSS
SHARES · JACOBS ENGR GROUP INC COM	SOLD 11-11-02 ACQUIRED 08-29-02	1,191.96	1,552.14	360 18-
SHARES · MICHAELS STORES INC COM	SOLD 11-11-02 ACQUIRED 07-09-02	12,511.94	14,051.56	1,539.62-
SHARES · FRONTIER AIRLS INC NEW COM	SOLD 11-11-02 ACQUIRED 10-07-02	51,011.21	69,326.00	18,314 79-
SHARES · C CORNET CORP COM	SOLD 11-11-02 ACQUIRED 10-25-02	30,006.59	46,198 30	16,191.71-
SHARES · CITYC CORP COM	SOLD 11-12-02 ACQUIRED 08-29-02	1,787 94	2,328.21	540.27-
SHARES · AMSURG CORP COM	SOLD 11-14-02 ACQUIRED 03-07-02	49,394.34	120,484.00	71,089.66-

The Northern Trust Company
 50 South LaSalle Street, Chicago, Illinois 60675
 (312) 630-6000

03021 ACCOUNT NO. 26-12455
 AAB

THE LYNDE AND HARRY BRADLEY FOUNDATION
 VEREDUS ASSET MANAGEMENT

FEDERAL SCHEDULE OF GAINS AND LOSSES
 ACCOUNT TRANSACTIONS TAXABLE DURING THE PERIOD
 01-01-02 THROUGH 12-31-02

DESCRIPTION OF PROPERTY	DATE SOLD/ ACQUIRED	SALES PROCEEDS	COST BASIS	GAIN/LOSS
SHARES	SOLD 11-14-02 ACQUIRED 05-10-02	2,619 16	3,105.57	486 41-
SHARES:	SOLD 11-14-02 ACQUIRED 06-25-02	2,619 16	2,897.31	278.15-
BORG WARNER INC COM				
SHARES:	SOLD 11-15-02 ACQUIRED 04-25-02	32,427 01	43,564.50	11,137 49-
C CORNET CORP COM				
SHARES:	SOLD 11-15-02 ACQUIRED 03-07-02	976.41	5,423 85	4,447.44-
CHRISTOPHER & BANKS CORP COM				
SHARES:	SOLD 11-15-02 ACQUIRED 08-01-02	9,558.43	13,620.00	4,061 57-
EDWARDS J D & CO COM				
SHARES:	SOLD 11-15-02 ACQUIRED 03-07-02	21,524.63	29,089.00	7,564 37-
FILENET CORP COM				
SHARES:	SOLD 11-15-02 ACQUIRED 03-07-02	4,570.58	7,379 20	2,808 62-
FRONTIER AIRLRS INC NEW COM				

The Northern Trust Company
 50 South LaSalle Street, Chicago, Illinois 60675
 (312) 630-6000

THE LYNDE AND HARRY BRADLEY FOUNDATION
 VEREDUS ASSET MANAGEMENT

FEDERAL SCHEDULE OF GAINS AND LOSSES
 ACCOUNT TRANSACTIONS TAXABLE DURING THE PERIOD
 01-01-02 THROUGH 12-31-02

03021 ACCOUNT NO 26-12455
 AAB

DESCRIPTION OF PROPERTY	DATE SOLD/ ACQUIRED	SALES PROCEEDS	COST BASIS	GAIN/LOSS
JACOBS ENGR GROUP INC COM				
SHARES:				
SOLD 11-15-02	1,100 00	35,794.79	38,641.79	2,847.00-
ACQUIRED 07-09-02				
BORG WARNER INC COM				
SHARES:				
SOLD 11-15-02	200 00	6,508 14	6,504 42	3.72
ACQUIRED 07-17-02				
C CORNET CORP COM				
SHARES:				
SOLD 11-18-02	200.00	9,162.50	12,447 00	3,284.50-
ACQUIRED 04-25-02				
CYTC CORP COM				
SHARES:				
SOLD 11-18-02	300.00	946.44	5,423 85	4,477 41-
ACQUIRED 03-07-02				
EDWARDS J D & CO COM				
SHARES:				
SOLD 11-18-02	3,000.00	29,207.41	69,510 00	40,302 59-
ACQUIRED 03-07-02				
FRONTIER AIRLIS INC NEW COM				
SHARES:				
SOLD 11-18-02	1,600.00	18,209 20	24,496 00	6,286.80-
ACQUIRED 03-07-02				

The Northern Trust Company
 50 South LaSalle Street, Chicago, Illinois 60675
 (312) 630-6000

THE LYNDE AND HARRY BRADLEY FOUNDATION
 VEREDUS ASSET MANAGEMENT

03021 ACCOUNT NO. 26-12455
 AAB

SS870

FEDERAL SCHEDULE OF GAINS AND LOSSES
 ACCOUNT TRANSACTIONS TAXABLE DURING THE PERIOD
 01-01-02 THROUGH 12-31-02

DESCRIPTION OF PROPERTY	DATE SOLD/ ACQUIRED	SALES PROCEEDS	COST BASIS	GAIN/LOSS
SHARES:	SOLD 11-18-02	535.98	776.07	240 09-
ACQUIRED 08-29-02				
SHARES:	SOLD 11-18-02	535.98	737 20	201 22-
ACQUIRED 09-10-02				
JACOBS ENGR GROUP INC COM				
SHARES:	SOLD 11-18-02	3,221 44	3,252.21	30 77-
ACQUIRED 07-17-02				
C CORNET CORP COM				
SHARES:	SOLD 11-19-02	978.42	5,423 85	4,445 43-
ACQUIRED 03-07-02				
CHRISTOPHER & BANKS CORP COM				
SHARES:	SOLD 11-19-02	13,659.90	20,430 00	6,770 10-
ACQUIRED 08-01-02				
DOCUMENTUM INC COMMON STOCK				
SHARES:	SOLD 11-19-02	5,293.43	7,530.00	2,236 57-
ACQUIRED 03-12-02				
EDWARDS J D & CO COM				
SHARES:	SOLD 11-19-02	2,102 68	3,062.00	959 32-
ACQUIRED 03-07-02				

The Northern Trust Company
 50 South LaSalle Street, Chicago, Illinois 60675
 (312) 630-6000

THE LYNDE AND HARRY BRADLEY FOUNDATION
 VEREDUS ASSET MANAGEMENT

FEDERAL SCHEDULE OF GAINS AND LOSSES
 ACCOUNT TRANSACTIONS TAXABLE DURING THE PERIOD
 01-01-02 THROUGH 12-31-02

DESCRIPTION OF PROPERTY	DATE SOLD/ ACQUIRED	SALES PROCEEDS	COST BASIS	GAIN/LOSS
SHARES; 1,100.00	SOLD 11-19-02 ACQUIRED 07-31-02	11,564 71	11,859.54	294 83-
FILENET CORP COM				
SHARES; 900 00	SOLD 11-19-02 ACQUIRED 03-07-02	9,724.56	16,603.20	6,878 64-
JACOBS ENGR GROUP INC COM				
SHARES; 200.00	SOLD 11-19-02 ACQUIRED 07-17-02	6,393 98	6,504.42	110 44-
FRONTIER AIRLS INC NEW COM				
SHARES; 400.00	SOLD 11-19-02 ACQUIRED 09-10-02	2,036 29	2,948 80	912 51-
C CORNET CORP COM				
SHARES; 700.00	SOLD 11-20-02 ACQUIRED 03-07-02	2,330.64	12,655.65	10,325.01-
C CORNET CORP COM				
SHARES; 2,300.00	SOLD 11-21-02 ACQUIRED 03-07-02	8,092.07	41,582 85	33,490 78-
CHRISTOPHER & BANKS CORP COM				

The Northern Trust Company
 50 South LaSalle Street, Chicago, Illinois 60675
 (312) 630-6000

THE LYNDE AND HARRY BRADLEY FOUNDATION
 VEREDUS ASSET MANAGEMENT

03021 ACCOUNT NO. 26-12455
 AAB SS870

FEDERAL SCHEDULE OF GAINS AND LOSSES
 ACCOUNT TRANSACTIONS TAXABLE DURING THE PERIOD
 01-01-02 THROUGH 12-31-02

DESCRIPTION OF PROPERTY	DATE SOLD/ ACQUIRED	SALES PROCEEDS	COST BASIS	GAIN/LOSS
SHARES: 800.00	SOLD 11-21-02 ACQUIRED 08-01-02	19,735.40	26,132.00	6,396.60-
SHARES: 400.00	SOLD 11-21-02 ACQUIRED 08-22-02	9,867.70	13,092.00	3,224.30-
SHARES: 200.00	SOLD 11-21-02 ACQUIRED 08-23-02	4,933.85	6,750.00	1,816.15-
DOCUMENTUM INC COMMON STOCK	SOLD 11-21-02 ACQUIRED 03-12-02	17,283.79	22,590.00	5,306.21-
EDWARDS J D & CO COM	SOLD 11-21-02 ACQUIRED 07-31-02	28,150.48	22,640.94	5,509.54
FILENET CORP COM	SOLD 11-21-02 ACQUIRED 03-07-02	21,433.25	35,051.20	13,617.95-
JACOBS ENGR GROUP INC COM	SOLD 11-21-02 ACQUIRED 07-17-02	16,052.96	16,170.00	117.04-

The Northern Trust Company
 50 South LaSalle Street, Chicago, Illinois 60675
 (312) 630-6000

THE LYNDE AND HARRY BRADLEY FOUNDATION
 VEREDUS ASSET MANAGEMENT

FEDERAL SCHEDULE OF GAINS AND LOSSES
 ACCOUNT TRANSACTIONS TAXABLE DURING THE PERIOD
 01-01-02 THROUGH 12-31-02

03021 ACCOUNT NO. 26-12655
 AAB

DESCRIPTION OF PROPERTY	DATE SOLD/ ACQUIRED	SALES PROCEEDS	COST BASIS	GAIN/LOSS
SHARES:	SOLD 11-21-02	3,210 59	3,252.21	41.62-
SANDISK CORP COM	ACQUIRED 07-17-02			
SHARES:	SOLD 11-21-02	45,179.70	28,248.56	16,931 14
C CORNET CORP COM	ACQUIRED 09-10-02			
SHARES:	SOLD 11-22-02	355 58	1,807 95	1,452.37-
C CORNET CORP COM	ACQUIRED 03-07-02			
DOCUMENTUM INC COMMON STOCK	SOLD 11-22-02	11,872.44	15,060.00	3,187.56-
SHARES:	ACQUIRED 03-12-02			
C CORNET CORP COM	SOLD 11-25-02	1,036.31	5,423.85	4,387 54-
SHARES:	ACQUIRED 03-07-02			
FILENET CORP COM	SOLD 11-25-02	8,862.36	12,913 60	4,051 24-
SHARES:	ACQUIRED 03-07-02			
FRESH DEL MONTE PRODUCE INC COM STK	SOLD 11-25-02			

The Northern Trust Company
 50 South LaSalle Street, Chicago, Illinois 60675
 (312) 630-6000

THE LYNDE AND HARRY BRADLEY FOUNDATION
 VEREDUS ASSET MANAGEMENT

03021 ACCOUNT NO. 26-12455
 SS870 AAB

FEDERAL SCHEDULE OF GAINS AND LOSSES
 ACCOUNT TRANSACTIONS TAXABLE DURING THE PERIOD
 01-01-02 THROUGH 12-31-02

DESCRIPTION OF PROPERTY	DATE SOLD/ ACQUIRED	SALES PROCEEDS	COST BASIS	GAIN/LOSS
FRESH DEL MONTE PRODUCE INC COM STK				
SHARES	SOLD 11-27-02	11,362.45	9,535.00	1,827.45
	ACQUIRED 03-12-02			
500.00				
SANDISK CORP COM				
SHARES	SOLD 12-02-02	22,185.43	19,070.00	3,115.43
	ACQUIRED 03-12-02			
1,000.00				
CHICOS FAS INC COM				
SHARES	SOLD 12-02-02	27,848.15	16,327.40	11,520.75
	ACQUIRED 08-30-02			
1,000.00				
SHARES	SOLD 12-02-02	17,498.67	14,780.00	2,718.67
	ACQUIRED 03-18-02			
800.00				
SHARES	SOLD 12-03-02	19,686.01	16,402.50	3,283.51
	ACQUIRED 03-14-02			
900.00				
SHARES	SOLD 12-03-02	34,997.34	31,309.92	3,687.42
	ACQUIRED 05-23-02			
1,600.00				
FRESH DEL MONTE PRODUCE INC COM STK				
SHARES	SOLD 12-03-02			
1,600.00				

The Northern Trust Company
 50 South LaSalle Street, Chicago, Illinois 60675
 (312) 630-6000

THE LYNDE AND HARRY BRADLEY FOUNDATION
 VEREDUS ASSET MANAGEMENT

03021 ACCOUNT NO. 26-12455
 AAB
 SS870

FEDERAL SCHEDULE OF GAINS AND LOSSES
 ACCOUNT TRANSACTIONS TAXABLE DURING THE PERIOD
 01-01-02 THROUGH 12-31-02

DESCRIPTION OF PROPERTY	DATE SOLD/ ACQUIRED	SALES PROCEEDS	COST BASIS	GAIN/LOSS
SHARES, SANDISK CORP COM	SOLD 12-03-02 ACQUIRED 03-12-02	10,661 92	9,535.00	1,126 92
SHARES, AMSURG CORP COM	SOLD 12-03-02 ACQUIRED 08-30-02	26,204 80	16,327.40	9,877.40
SHARES, CHICOS FAS INC COM	SOLD 12-04-02 ACQUIRED 06-25-02	7,913.28	8,691 93	778 65-
SHARES, FRESH DEL MONTE PRODUCE INC COM STK	SOLD 12-04-02 ACQUIRED 03-14-02	30,201 98	25,515 00	4,686 98
SHARES, SUPERIOR INDS INTL INC COM	SOLD 12-04-02 ACQUIRED 03-12-02	15,019 72	13,349.00	1,670 72
SHARES, AMERICAN AXLE & MANUFACTURING HOLDINGS INC	SOLD 12-04-02 ACQUIRED 04-22-02	28,049 90	34,471.43	6,421.53-

The Northern Trust Company
 50 South LaSalle Street, Chicago, Illinois 60675
 (312) 630-6000

THE LYNDE AND HARRY BRADLEY FOUNDATION
 VEREDUS ASSET MANAGEMENT

03021 ACCOUNT NO. 26-12455
 SSB70 AAB

FEDERAL SCHEDULE OF GAINS AND LOSSES
 ACCOUNT TRANSACTIONS TAXABLE DURING THE PERIOD
 01-01-02 THROUGH 12-31-02

DESCRIPTION OF PROPERTY	DATE SOLD/ ACQUIRED	SALES PROCEEDS	COST BASIS	GAIN/LOSS
AMSRG CORP COM SHARES:	SOLD 12-05-02 ACQUIRED 04-01-02	20,588.49	25,934.04	5,345.55-
C CORNET CORP COM SHARES:	SOLD 12-05-02 ACQUIRED 06-25-02	5,250.50	5,794.62	544.12-
FRESH DEL MONTE PRODUCE INC COM STK SHARES:	SOLD 12-05-02 ACQUIRED 03-07-02	1,454.51	7,231.80	5,777.29-
TELIX INC COM STK SHARES:	SOLD 12-05-02 ACQUIRED 03-12-02	10,895.47	9,535.00	1,360.47
FRESH DEL MONTE PRODUCE INC COM STK SHARES:	SOLD 12-09-02 ACQUIRED 10-21-02	3,756.78	4,416.48	659.70-
FRESH DEL MONTE PRODUCE INC COM STK SHARES:	SOLD 12-10-02 ACQUIRED 03-07-02	12,309.65	10,945.86	1,363.79
TELIX INC COM STK SHARES:	SOLD 12-10-02 ACQUIRED 03-12-02	12,309.64	11,442.00	867.64

hhs1

The Northern Trust Company
 50 South LaSalle Street, Chicago, Illinois 60675
 (312) 630-6000

THE LYNDE AND HARRY BRADLEY FOUNDATION
 VEREDUS ASSET MANAGEMENT

03021 ACCOUNT NO. 26-12455
 AAB SS870

FEDERAL SCHEDULE OF GAINS AND LOSSES
 ACCOUNT TRANSACTIONS TAXABLE DURING THE PERIOD
 01-01-02 THROUGH 12-31-02

DESCRIPTION OF PROPERTY	DATE SOLD/ ACQUIRED	SALES PROCEEDS	COST BASIS	GAIN/LOSS
SHARES:	SOLD 12-10-02 ACQUIRED 10-18-02	3,720.88	4,349.22	628.34-
SHARES:	SOLD 12-10-02 ACQUIRED 10-21-02	1,240.29	1,472.16	231.87-
TELIK INC COM STK				
SHARES:	SOLD 12-11-02 ACQUIRED 10-18-02	2,478.88	2,899.48	420.60-
AMSURG CORP COM				
SHARES:	SOLD 12-11-02 ACQUIRED 04-19-02	10,184.61	11,580.28	1,395.67-
SHARES:	SOLD 12-11-02 ACQUIRED 04-29-02	12,730.76	14,349.90	1,619.14-
SHARES:	SOLD 12-11-02 ACQUIRED 06-25-02	5,092.31	5,794.62	702.31-
FRESH DEL MONTE PRODUCE INC COM STK				
SHARES:	SOLD 12-11-02 ACQUIRED 03-07-02	8,068.63	7,297.24	771.39
AMSURG CORP COM				

The Northern Trust Company
 50 South LaSalle Street, Chicago, Illinois 60675
 (312) 630-6000

03021 ACCOUNT NO. 26-12455 THE LYNDE AND HARRY BRADLEY FOUNDATION
 SS870 AAB VEREDUS ASSET MANAGEMENT

FEDERAL SCHEDULE OF GAINS AND LOSSES
 ACCOUNT TRANSACTIONS TAXABLE DURING THE PERIOD
 01-01-02 THROUGH 12-31-02

DESCRIPTION OF PROPERTY	DATE SOLD/ ACQUIRED	SALES PROCEEDS	COST BASIS	GAIN/LOSS
SHARES:	SOLD 12-12-02	2,433 50	2,845 35	411 85-
SHARES:	ACQUIRED 04-18-02			
SHARES:	SOLD 12-12-02	7,300.48	8,609.94	1,309 46-
SHARES:	SOLD 12-12-02	300.00		
SHARES:	ACQUIRED 04-29-02			
TELIK INC COM STK	SOLD 12-12-02	1,242.13	1,449.74	207.61-
SHARES:	ACQUIRED 10-18-02			
C CORNET CORP COM	SOLD 12-16-02	4,130.48	19,887.45	15,756 97-
SHARES:	ACQUIRED 03-07-02			
SHARES:	SOLD 12-16-02	2,252 99	10,719.60	8,466 61-
SHARES:	SOLD 12-16-02			
SHARES:	ACQUIRED 03-12-02			
SHARES:	SOLD 12-16-02	1,175 73	1,449.74	274 01-
SHARES:	ACQUIRED 10-18-02			
SHARES:	SOLD 12-16-02	2,351.47	2,840 00	488 53-
SHARES:	ACQUIRED 10-23-02			
SHARES:	SOLD 12-16-02	1,175 73	1,406.09	230 36-
SHARES:	ACQUIRED 10-24-02			

9451

The Northern Trust Company
 50 South LaSalle Street, Chicago, Illinois 60675
 (312) 630-6000

THE LYNDE AND HARRY BRADLEY FOUNDATION
 VEREDUS ASSET MANAGEMENT

FEDERAL SCHEDULE OF GAINS AND LOSSES
 ACCOUNT TRANSACTIONS TAXABLE DURING THE PERIOD
 01-01-02 THROUGH 12-31-02

03021 ACCOUNT NO 26-12455
 AAB

SS870

DESCRIPTION OF PROPERTY	DATE SOLD/ ACQUIRED	SALES PROCEEDS	COST BASIS	GAIN/LOSS
AMSURG CORP COM	SHARES: SOLD 12-16-02	2,351 47	2,859.24	507.77-
AMSURG CORP COM	SHARES: ACQUIRED 11-12-02			
AMSURG CORP COM	SHARES: SOLD 12-17-02	6,665.53	8,410.32	1,744 79-
AMSURG CORP COM	SHARES: ACQUIRED 04-10-02			
C CORNET CORP COM	SHARES: SOLD 12-17-02	6,665.52	8,536.05	1,870.53-
C CORNET CORP COM	SHARES: ACQUIRED 04-18-02			
TELIX INC COM STK	SHARES: SOLD 12-17-02	1,433 51	7,146 40	5,712 89-
TELIX INC COM STK	SHARES: ACQUIRED 03-12-02			
AMERICAN AXLE & MANUFACTURING HOLDINGS INC	SHARES: SOLD 12-17-02	12,629.26	15,466.99	2,837.73-
AMERICAN AXLE & MANUFACTURING HOLDINGS INC	SHARES: ACQUIRED 10-24-02			
AMSURG CORP COM	SHARES: SOLD 12-18-02	2,226 87	2,700.00	473 13-
AMSURG CORP COM	SHARES: ACQUIRED 03-21-02			
AMSURG CORP COM	SHARES: SOLD 12-18-02	33,403.09	43,223.40	9,820 31-
AMSURG CORP COM	SHARES: ACQUIRED 04-01-02			

The Northern Trust Company
 50 South LaSalle Street, Chicago, Illinois 60675
 (312) 630-6000

THE LYNDE AND HARRY BRADLEY FOUNDATION
 VERDUS ASSET MANAGEMENT

03021 ACCOUNT NO. 26-12455
 AAB SS870

FEDERAL SCHEDULE OF GAINS AND LOSSES
 ACCOUNT TRANSACTIONS TAXABLE DURING THE PERIOD
 01-01-02 THROUGH 12-31-02

DESCRIPTION OF PROPERTY	DATE SOLD/ ACQUIRED	SALES PROCEEDS	COST BASIS	GAIN/LOSS
C CORNET CORP COM	12-18-02 SOLD 12-18-02 ACQUIRED	2,127.65	2,802.18	674.53-
SHARES:				
100.00				
C CORNET CORP COM	12-18-02 SOLD 04-10-02 ACQUIRED	6,382.93	8,410.32	2,027.39-
SHARES:				
300.00				
SUPERIOR INDS INTL INC COM	12-18-02 SOLD 03-12-02 ACQUIRED	3,303.29	17,866.00	14,562.71-
SHARES:				
1,000.00				
TELIK INC COM STK	12-18-02 SOLD 10-24-02 ACQUIRED	6,686.97	8,436.54	1,749.57-
SHARES:				
600.00				
AMSURG CORP COM	12-19-02 SOLD 04-09-02 ACQUIRED	4,000.07	5,604.36	1,604.29-
SHARES:				
200.00				
BIOSITE INC COM	12-19-02 SOLD 10-30-02 ACQUIRED	17,097.88	15,603.35	1,494.53
SHARES:				
500.00				
C CORNET CORP COM				

The Northern Trust Company
 50 South LaSalle Street, Chicago, Illinois 60675
 (312) 630-6000

THE LYNDE AND HARRY BRADLEY FOUNDATION
 VEREDUS ASSET MANAGEMENT

FEDERAL SCHEDULE OF GAINS AND LOSSES
 ACCOUNT TRANSACTIONS TAXABLE DURING THE PERIOD
 01-01-02 THROUGH 12-31-02

03021 ACCOUNT NO. 26-12455
 SS870 AAB

DESCRIPTION OF PROPERTY	DATE SOLD/ ACQUIRED	SALES PROCEEDS	COST BASIS	GAIN/LOSS
FLIR SYS INC COM SHARES;	SOLD 12-19-02 ACQUIRED 03-12-02	2,206.47	12,506.20	10,299.73-
SANGSTAT MED CORP COMMON STOCK				
SHARES;	SOLD 12-19-02 ACQUIRED 03-07-02	4,872.85	5,779.00	906.15-
SHARES;	SOLD 12-19-02 ACQUIRED 05-10-02	2,198.33	4,435.92	2,237.59-
SHARES;	SOLD 12-19-02 ACQUIRED 05-16-02	12,090.83	24,646.60	12,555.77-
SHARES;	SOLD 12-19-02 ACQUIRED 07-25-02	4,396.67	9,053.24	4,656.57-
TELIX INC COM STK				
SHARES;	SOLD 12-19-02 ACQUIRED 09-12-02	10,925.27	13,477.90	2,552.63-
SHARES;	SOLD 12-19-02 ACQUIRED 09-27-02	1,092.52	1,150.00	57.48-
SHARES;	SOLD 12-19-02 ACQUIRED 10-24-02	1,092.53	1,406.09	313.56-
C CORNET CORP COM				

6451

The Northern Trust Company
 50 South LaSalle Street, Chicago, Illinois 60675
 (312) 630-6000

THE LYNDE AND HARRY BRADLEY FOUNDATION
 VEREDUS ASSET MANAGEMENT

03021 ACCOUNT NO. 26-12455
 SS870 AAB

FEDERAL SCHEDULE OF GAINS AND LOSSES
 ACCOUNT TRANSACTIONS TAXABLE DURING THE PERIOD
 01-01-02 THROUGH 12-31-02

DESCRIPTION OF PROPERTY	DATE SOLD/ ACQUIRED	SALES PROCEEDS	COST BASIS	GAIN/LOSS
FLIR SYS INC COM SHARES, 600.00	SOLD 12-20-02 ACQUIRED 03-12-02	1,901.22	10,719.60	8,818.38-
FLIR SYS INC COM SHARES, 300.00	SOLD 12-20-02 ACQUIRED 03-07-02	14,004.99	17,337.00	3,332.01-
SANGSTAT MED CORP COMMON STOCK SHARES, 800.00	SOLD 12-20-02 ACQUIRED 03-12-02	37,346.63	43,680.00	6,333.37-
AMERICAN AXLE & MANUFACTURING HOLDINGS INC SHARES, 600.00	SOLD 12-20-02 ACQUIRED 05-10-02	6,274.85	13,307.76	7,032.91-
C CORNET CORP COM SHARES, 600.00	SOLD 12-30-02 ACQUIRED 03-21-02	13,651.02	16,200.00	2,548.98-
FRESH DEL MONTE PRODUCE INC COM STR SHARES, 100.00	SOLD 12-30-02 ACQUIRED 03-12-02	311.65	1,786.60	1,474.95-

The Northern Trust Company
 50 South LaSalle Street, Chicago, Illinois 60675
 (312) 630-6000

03021 ACCOUNT NO 26-12455 THE LYNDE AND HARRY BRADLEY FOUNDATION
 SS870 AAB VEREDUS ASSET MANAGEMENT

FEDERAL SCHEDULE OF GAINS AND LOSSES
 ACCOUNT TRANSACTIONS TAXABLE DURING THE PERIOD
 01-01-02 THROUGH 12-31-02

DESCRIPTION OF PROPERTY	DATE SOLD/ ACQUIRED	SALES PROCEEDS	COST BASIS	GAIN/LOSS	28% RATE GAIN/LOSS
SHARES:	SOLD 12-30-02	23,803.58	23,716.03	87.55	
	ACQUIRED 03-07-02				
SUB-TOTAL					
TOTAL SHORT TERM CAPITAL GAIN/LOSS-					
		7,822,218.00	11,208,816.21	3,386,598.21-	
SUB-TOTAL					
		7,822,218.00	11,208,816.21	3,386,598.21-	
SUB-TOTAL					
LONG TERM CAPITAL GAINS AND LOSSES					
GLOBESPAN VIRATA INC COM					
SHARES:	SOLD 04-24-02	8,290.47	51,873.76	43,583.29-	0.00
	ACQUIRED 07-11-00				
SHARES:	SOLD 04-24-02	2,072.62	12,000.00	9,927.38-	0.00
	ACQUIRED 07-11-00				
SHARES:	SOLD 04-24-02	5,181.55	34,471.40	29,289.85-	0.00
	ACQUIRED 07-12-00				
SHARES:	SOLD 04-24-02	10,871.08	62,875.61	52,004.53-	0.00
	ACQUIRED 08-25-00				
GLOBESPAN VIRATA INC COM					

The Northern Trust Company
 50 South LaSalle Street, Chicago, Illinois 60675
 (312) 630-6000

THE LYNDE AND HARRY BRADLEY FOUNDATION
 VEREDUS ASSET MANAGEMENT

ACCOUNT NO. 26-12455
 ABB SS870

FEDERAL SCHEDULE OF GAINS AND LOSSES
 ACCOUNT TRANSACTIONS TAXABLE DURING THE PERIOD
 01-01-02 THROUGH 12-31-02

28% RATE
 GAIN/LOSS

DATE SOLD/ ACQUIRED	SALES PROCEEDS	COST BASIS	GAIN/LOSS	28% RATE GAIN/LOSS	DESCRIPTION OF PROPERTY
04-25-02 SOLD	7,558 70	47,545 04	39,986 34-	0.00	SHARES: 816.00
08-23-00 ACQUIRED					SHARES: 816.00
04-25-02 SOLD	5,205 88	33,024 39	27,818 51-	0.00	SHARES: 562 00
08-25-00 ACQUIRED					SHARES: 562 00
OVERTURE SVCS INC COM STOCK					
05-13-02 SOLD	38,782.34	58,820.20	20,037.86-	0.00	SHARES: 2,300 00
06-18-99 ACQUIRED					SHARES: 2,300 00
05-13-02 SOLD	3,372.38	5,114.80	1,742.42-	0.00	SHARES: 200.00
06-18-99 ACQUIRED					SHARES: 200.00
05-13-02 SOLD	3,372.38	5,123.40	1,751 02-	0.00	SHARES: 200 00
06-18-99 ACQUIRED					SHARES: 200 00
05-13-02 SOLD	3,372.38	8,987.50	5,615 12-	0.00	SHARES: 200 00
06-18-99 ACQUIRED					SHARES: 200 00
05-13-02 SOLD	3,372 37	8,978 58	5,606 21-	0.00	SHARES: 200 00
06-10-00 ACQUIRED					SHARES: 200 00
05-13-02 SOLD	6,744 76	16,607 32	9,862.56-	0.00	SHARES: 400.00
06-11-00 ACQUIRED					SHARES: 400.00
05-13-02 SOLD	1,686.19	4,114 04	2,427 85-	0.00	SHARES: 100.00
06-12-00 ACQUIRED					SHARES: 100.00

OVERTURE SVCS INC COM STOCK

2551

The Northern Trust Company
 50 South LaSalle Street, Chicago, Illinois 60675
 (312) 630-6000

03021 ACCOUNT NO 26-12455 THE LYNDE AND HARRY BRADLEY FOUNDATION
 SS870 AAB VEREDUS ASSET MANAGEMENT

FEDERAL SCHEDULE OF GAINS AND LOSSES
 ACCOUNT TRANSACTIONS TAXABLE DURING THE PERIOD
 01-01-02 THROUGH 12-31-02

DESCRIPTION OF PROPERTY	DATE SOLD/ ACQUIRED	SALES PROCEEDS	COST BASIS	GAIN/LOSS	28% RATE GAIN/LOSS
SHARES: 600.00	SOLD 05-14-02 ACQUIRED 06-18-99	10,931.31	15,344.40	4,413.09-	0.00
OVERTURE SVCS INC COM STOCK					
SHARES: 4,000.00	SOLD 05-15-02 ACQUIRED 06-18-99	73,790.57	102,296.00	28,505.43-	0.00
SUB-TOTAL		184,604.98	467,176.44	282,571.46-	0.00
TOTAL LONG TERM CAPITAL GAIN/LOSS-		184,604.98	467,176.44	282,571.46-	0.00

END OF SALES SCHEDULE

The Northern Trust Company
 50 South LaSalle Street, Chicago, Illinois 60675
 (312) 630-6000

03021 ACCOUNT NO. 26-12455
 SS870 AAB

THE LYNDE AND HARRY BRADLEY FOUNDATION
 VEREDUS ASSET MANAGEMENT

FEDERAL SCHEDULE OF GAINS AND LOSSES
 ACCOUNT TRANSACTIONS TAXABLE DURING THE PERIOD
 01-01-02 THROUGH 12-31-02

*** SUMMARY REPORT ***

SHORT TERM GAINS AND LOSSES

NET SHORT TERM CAPITAL GAINS AND LOSSES 3,386,598.21-

TOTAL SHORT TERM CAPITAL GAINS AND LOSSES 3,386,598.21-

LONG TERM GAINS AND LOSSES

NET LONG TERM CAPITAL GAINS AND LOSSES - 20 X 282,571.46-

NET LONG TERM CAPITAL GAINS AND LOSSES - 28 X 0 00

SUB TOTAL LONG TERM GAINS AND LOSSES 282,571.46-

TOTAL LONG TERM CAPITAL GAINS AND LOSSES 282,571.46-

(3669,169.67)

page 244

4551

The Northern Trust Company
 50 South LaSalle Street, Chicago, Illinois 60675
 (312) 630-6000

03135 ACCOUNT NO 26-12454 THE LYNDE AND HARRY BRADLEY FOUNDATION
 SS870 AAB WASATCH ADVISORS, INC

FEDERAL SCHEDULE OF GAINS AND LOSSES
 ACCOUNT TRANSACTIONS TAXABLE DURING THE PERIOD
 01-01-02 THROUGH 12-31-02

DESCRIPTION OF PROPERTY	DATE SOLD/ ACQUIRED	SALES PROCEEDS	COST BASIS	GAIN/LOSS
SHORT TERM CAPITAL GAINS AND LOSSES				
MFC ISHARES TR RUSSELL 2000 INDEX FD				
UNITS ·	SOLD 03-19-02	1,003,084.95	995,700.00	7,384.95
	ACQUIRED 03-11-02			
MFC ISHARES TR RUSSELL 2000 INDEX FD				
UNITS,	SOLD 03-22-02	1,273,226.88	1,243,733.54	29,493.34
	ACQUIRED 03-06-02			
UNITS	SOLD 03-22-02	1,937,497.27	1,895,501.10	41,996.17
	ACQUIRED 03-07-02			
UNITS,	SOLD 03-22-02	806,031.10	796,560.00	9,471.10
	ACQUIRED 03-11-02			
UNITS,	SOLD 03-22-02	13,400.27	13,194.27	206.00
	ACQUIRED 03-12-02			
MFC ISHARES TR RUSSELL 2000 INDEX FD				
UNITS:	SOLD 03-26-02	2,580,491.34	2,555,278.46	25,212.88
	ACQUIRED 03-06-02			
CSG SYS INTL INC COMMON STOCK				
SHARES:	SOLD 03-28-02	34,800.44	68,544.00	33,743.56
	ACQUIRED 06-25-01			

The Northern Trust Company
 50 South LaSalle Street, Chicago, Illinois 60675
 (312) 630-6000

03135 ACCOUNT NO 26-12454 THE LYNDE AND HARRY BRADLEY FOUNDATION
 SS870 AAB WASATCH ADVISORS, INC

FEDERAL SCHEDULE OF GAINS AND LOSSES
 ACCOUNT TRANSACTIONS TAXABLE DURING THE PERIOD
 01-01-02 THROUGH 12-31-02

DESCRIPTION OF PROPERTY	DATE SOLD/ ACQUIRED	SALES PROCEEDS	COST BASIS	GAIN/LOSS
ICU MED INC COM SHARES: 2,800 00	SOLD 03-28-02 ACQUIRED 03-08-02	81,201 02	102,699 24	21,498 22-
AMERICREDIT CORP COM SHARES: 0.50	SOLD 04-02-02 ACQUIRED 03-07-02	16.94	17.00	0.06-
AMERICREDIT CORP COM SHARES 450.00	SOLD 04-05-02 ACQUIRED 03-28-02	18,489.40	17,200.49	1,288 91
AMERICREDIT CORP COM SHARES 1,275.00	SOLD 04-05-02 ACQUIRED 03-28-02	52,324 42	48,734 71	3,589.71
AMERICREDIT CORP COM SHARES 2,125 00	SOLD 04-05-02 ACQUIRED 03-26-02	87,926.66	81,345 00	6,581 66
AMERICREDIT CORP COM SHARES 500 00	SOLD 04-09-02 ACQUIRED 03-26-02	22,098.58	19,140 00	2,958 38

The Northern Trust Company
 50 South LaSalle Street, Chicago, Illinois 60675
 (312) 630-6000

THE LYNDE AND HARRY BRADLEY FOUNDATION
 WASATCH ADVISORS, INC

03135 ACCOUNT NO. 26-12454
 AAB SS870

FEDERAL SCHEDULE OF GAINS AND LOSSES
 ACCOUNT TRANSACTIONS TAXABLE DURING THE PERIOD
 01-01-02 THROUGH 12-31-02

DESCRIPTION OF PROPERTY	DATE SOLD/ ACQUIRED	SALES PROCEEDS	COST BASIS	GAIN/LOSS
AMERICREDIT CORP COM	04-09-02 SOLD 03-26-02 ACQUIRED	38,572 68	33,495.00	5,077.68
AMERICREDIT CORP COM	04-10-02 SOLD 03-26-02 ACQUIRED	22,356 17	19,140 00	3,216.17
AMERICREDIT CORP COM	04-10-02 SOLD 03-26-02 ACQUIRED	8,789 73	7,656.00	1,133 73
AMERICREDIT CORP COM	04-11-02 SOLD 03-26-02 ACQUIRED	5,533.34	4,785 00	748 34
AMERICREDIT CORP COM	04-16-02 SOLD 03-26-02 ACQUIRED	87,530 96	73,689 00	13,841.96
AMERICREDIT CORP COM	04-16-02 SOLD 03-26-02 ACQUIRED	44,473 86	37,323.00	7,150.86
ICU MED INC COM				

03135 ACCOUNT NO 26-12454 THE LYNDE AND HARRY BRADLEY FOUNDATION
 SS870 AAB WASATCH ADVISORS, INC.

FEDERAL SCHEDULE OF GAINS AND LOSSES
 ACCOUNT TRANSACTIONS TAXABLE DURING THE PERIOD
 01-01-02 THROUGH 12-31-02

DESCRIPTION OF PROPERTY	DATE SOLD/ ACQUIRED	SALES PROCEEDS	COST BASIS	GAIN/LOSS
ICU MED INC COM	04-17-02 SOLD 03-26-02 ACQUIRED	3,987.76	3,438.71	549.05
GROUP I AUTOMOTIVE INC COM	04-18-02 SOLD 03-26-02 ACQUIRED	2,796.77	2,631.67	165.10
SONIC AUTOMOTIVE INC CL A	04-23-02 SOLD 03-13-02 ACQUIRED	18,231.78	17,325.63	906.15
RENT A CTR INC NEW COM	04-23-02 SOLD 03-12-02 ACQUIRED	62,153.57	56,464.80	5,688.77
RENAL CARE GROUP INC COM	04-24-02 SOLD 03-27-02 ACQUIRED	26,266.23	24,486.25	1,779.98
SOURCECORP INC COM	05-02-02 SOLD 03-25-02 ACQUIRED	15,866.48	14,840.01	1,026.47

The Northern Trust Company
 50 South LaSalle Street, Chicago, Illinois 60675
 (312) 630-6000

THE LYNDE AND HARRY BRADLEY FOUNDATION
 WASATCH ADVISORS, INC

03135 ACCOUNT NO. 26-12454
 AAB SS870

FEDERAL SCHEDULE OF GAINS AND LOSSES
 ACCOUNT TRANSACTIONS TAXABLE DURING THE PERIOD
 01-01-02 THROUGH 12-31-02

DESCRIPTION OF PROPERTY	DATE SOLD/ ACQUIRED	SALES PROCEEDS	COST BASIS	GAIN/LOSS
SHARES	05-06-02 SOLD 03-25-02 ACQUIRED	3,756.13	3,767.50	11.37-
SOURCECORP INC COM	05-07-02 SOLD 03-25-02 ACQUIRED	5,989.81	6,028.00	38.19-
SHARES	05-08-02 SOLD 03-25-02 ACQUIRED	4,464.61	4,521.00	56.39-
SOURCECORP INC COM	05-10-02 SOLD 03-25-02 ACQUIRED	11,711.32	12,056.00	344.68-
SHARES	05-13-02 SOLD 03-25-02 ACQUIRED	8,848.14	9,042.00	193.86-
SOURCECORP INC COM	05-14-02 SOLD 03-25-02 ACQUIRED	26,241.16	26,372.50	131.34-
SHARES	05-14-02 SOLD 03-26-02 ACQUIRED	21,742.67	21,339.94	402.73
RENT A CTR INC NEW COM				

The Northern Trust Company
 50 South LaSalle Street, Chicago, Illinois 60675
 (312) 630-6000

THE LYNDE AND HARRY BRADLEY FOUNDATION
 WASATCH ADVISORS, INC

03135 ACCOUNT NO. 26-12454
 AAB SS870

FEDERAL SCHEDULE OF GAINS AND LOSSES
 ACCOUNT TRANSACTIONS TAXABLE DURING THE PERIOD
 01-01-02 THROUGH 12-31-02

DESCRIPTION OF PROPERTY	DATE SOLD/ ACQUIRED	SALES PROCEEDS	COST BASIS	GAIN/LOSS
RENT A CTR INC NEW COM SHARES	05-16-02 SOLD 03-27-02 ACQUIRED	1,572.45	1,288.75	283.70
RENT A CTR INC NEW COM SHARES	05-16-02 SOLD 03-27-02 ACQUIRED	4,717.82	3,866.25	851.57
RENT A CTR INC NEW COM SHARES	05-16-02 SOLD 03-27-02 ACQUIRED	3,150.71	2,577.50	573.21
RENT A CTR INC NEW COM SHARES	05-17-02 SOLD 03-27-02 ACQUIRED	1,548.70	1,288.75	259.95
RENT A CTR INC NEW COM SHARES	05-20-02 SOLD 03-27-02 ACQUIRED	3,109.36	2,577.50	531.86
RENT A CTR INC NEW COM SHARES	05-21-02 SOLD 03-27-02 ACQUIRED	3,098.24	2,577.50	520.74

The Northern Trust Company
 50 South LaSalle Street, Chicago, Illinois 60675
 (312) 630-6000

THE LYNDE AND HARRY BRADLEY FOUNDATION
 WASATCH ADVISORS, INC.

03135 ACCOUNT NO 26-12454
 AAB SS870

FEDERAL SCHEDULE OF GAINS AND LOSSES
 ACCOUNT TRANSACTIONS TAXABLE DURING THE PERIOD
 01-01-02 THROUGH 12-31-02

DESCRIPTION OF PROPERTY	DATE SOLD/ ACQUIRED	SALES PROCEEDS	COST BASIS	GAIN/LOSS
SHARES, THE MEN'S WEARHOUSE INC COMMON STOCK	05-22-02 SOLD 03-27-02 ACQUIRED	4,648.45	3,866.25	782.20
SHARES: ANNALLY MTG MGMT INC COM	06-03-02 SOLD 03-07-02 ACQUIRED	22,781.93	20,814.75	1,967.18
SHARES: ANNALLY MTG MGMT INC COM	06-04-02 SOLD 03-25-02 ACQUIRED	19,384.95	16,633.50	2,751.45
SHARES: ANNALLY MTG MGMT INC COM	06-05-02 SOLD 03-25-02 ACQUIRED	8,360.77	7,250.50	1,110.27
SHARES: ANNALLY MTG MGMT INC COM	06-07-02 SOLD 03-25-02 ACQUIRED	10,642.34	9,383.00	1,259.34
SHARES: SOURCECORP INC COM	06-07-02 SOLD 03-25-02 ACQUIRED	20,362.14	17,913.00	2,449.14

The Northern Trust Company
 50 South LaSalle Street, Chicago, Illinois 60675
 (312) 630-6000

THE LYNDE AND HARRY BRADLEY FOUNDATION
 WASATCH ADVISORS, INC.

03135 ACCOUNT NO. 26-12454
 SS870 AAB

FEDERAL SCHEDULE OF GAINS AND LOSSES
 ACCOUNT TRANSACTIONS TAXABLE DURING THE PERIOD
 01-01-02 THROUGH 12-31-02

DESCRIPTION OF PROPERTY	DATE SOLD/ ACQUIRED	SALES PROCEEDS	COST BASIS	GAIN/LOSS
SHARES -	SOLD 06-07-02	6,506.55	6,621.40	114.85-
ANNUALY MTG MGMT INC COM	ACQUIRED 03-08-02			
SHARES:	SOLD 06-07-02	19,519.66	22,075.80	2,556.14-
ANNUALY MTG MGMT INC COM	ACQUIRED 03-26-02			
SHARES:	SOLD 06-10-02	37,480.35	32,414.00	5,066.35
ANNUALY MTG MGMT INC COM	ACQUIRED 03-25-02			
SHARES:	SOLD 06-11-02	1,985.18	1,706.00	279.18
APEX MTG CAP INC COMMON STOCK	ACQUIRED 03-25-02			
SHARES:	SOLD 06-11-02	6,583.84	5,850.00	733.84
BISYS GROUP INC COM	ACQUIRED 05-23-02			
SHARES:	SOLD 06-11-02	5,049.95	5,152.50	102.55-
CEC ENMT INC COM	ACQUIRED 03-26-02			
SHARES:	SOLD 06-11-02	3,581.28	3,659.25	77.97-
EXPEDITORS INTERNATIONAL WASHINGTON INC, COMMON STOCK	ACQUIRED 03-07-02			

The Northern Trust Company
 50 South LaSalle Street, Chicago, Illinois 60675
 (312) 630-6000

THE LYNDE AND HARRY BRADLEY FOUNDATION
 WASATCH ADVISORS, INC.

03135 ACCOUNT NO. 26-12454
 AAB SS870

FEDERAL SCHEDULE OF GAINS AND LOSSES
 ACCOUNT TRANSACTIONS TAXABLE DURING THE PERIOD
 01-01-02 THROUGH 12-31-02

DESCRIPTION OF PROPERTY	DATE SOLD/ ACQUIRED	SALES PROCEEDS	COST BASIS	GAIN/LOSS
SHARES	06-11-02 SOLD 03-08-02 ACQUIRED	5,766 56	6,055.00	288 44-
#THORNBERG MORTGAGE INC COMDO NOT USE SEE SEC 2863290				
SHARES:	06-11-02 SOLD 03-14-02 ACQUIRED	1,936 87	2,045.50	108.63-
WATSON WYATT & CO HLDGS CL A				
SHARES:	06-11-02 SOLD 03-25-02 ACQUIRED	7,396 39	8,111 73	715.34-
#THORNBERG MORTGAGE INC COMDO NOT USE SEE SEC 2863290				
SHARES	06-12-02 SOLD 03-14-02 ACQUIRED	9,649 40	10,227 50	578 10-
WATSON WYATT & CO HLDGS CL A				
SHARES:	06-12-02 SOLD 03-25-02 ACQUIRED	7,478 62	8,111.73	633 11-
APEX MTG CAP INC COMMON STOCK				
SHARES:	06-12-02 SOLD 05-23-02 ACQUIRED	2,537.58	2,275.00	262.58
CEC ENTMT INC COM				

The Northern Trust Company
 50 South LaSalle Street, Chicago, Illinois 60675
 (312) 630-6000

03135 ACCOUNT NO. 26-12454
 AAB

THE LYNDE AND HARRY BRADLEY FOUNDATION
 WASATCH ADVISORS, INC

FEDERAL SCHEDULE OF GAINS AND LOSSES
 ACCOUNT TRANSACTIONS TAXABLE DURING THE PERIOD
 01-01-02 THROUGH 12-31-02

DESCRIPTION OF PROPERTY	DATE SOLD/ ACQUIRED	SALES PROCEEDS	COST BASIS	GAIN/LOSS
ANNALY MFG MGMT INC COM	06-12-02	1,161 09	1,219 75	58 66-
SHARES: SOLD	06-12-02			
ACQUIRED	03-07-02			
25.00				
BISYS GROUP INC COM	06-12-02	16,258.68	14,074 50	2,184 18
SHARES: SOLD	06-12-02			
ACQUIRED	03-25-02			
825 00				
EXPEDITORS INTERNATIONAL WASHINGTON INC, COMMON STOCK	06-12-02	8,173.20	8,540 00	366 80-
SHARES: SOLD	06-12-02			
ACQUIRED	03-11-02			
250 00				
EXPEDITORS INTERNATIONAL WASHINGTON INC, COMMON STOCK	06-12-02	17,981 05	18,892.50	911 45-
SHARES: SOLD	06-12-02			
ACQUIRED	03-26-02			
550 00				
HOSPITALITY PROPERTIES TRUST COMMON STOCK	06-12-02	18,705 85	19,678 75	972.90-
SHARES: SOLD	06-12-02			
ACQUIRED	03-08-02			
325.00				
HOSPITALITY PROPERTIES TRUST COMMON STOCK	06-12-02	5,755.65	6,003.00	247.35-
SHARES: SOLD	06-12-02			
ACQUIRED	03-25-02			
100 00				

The Northern Trust Company
 50 South LaSalle Street, Chicago, Illinois 60675
 (312) 630-6000

THE LYNDE AND HARRY BRADLEY FOUNDATION
 MASATCH ADVISORS, INC

FEDERAL SCHEDULE OF GAINS AND LOSSES
 ACCOUNT TRANSACTIONS TAXABLE DURING THE PERIOD
 01-01-02 THROUGH 12-31-02

03135 ACCOUNT NO. 26-12454
 AAB

DESCRIPTION OF PROPERTY	DATE SOLD/ ACQUIRED	SALES PROCEEDS	COST BASIS	GAIN/LOSS
RENT A CTR INC NEW COM	06-12-02 SOLD 03-26-02 ACQUIRED	28,729.01	28,016.01	713.00
ANNUALY MTG MGMT INC COM	06-13-02 SOLD 03-27-02 ACQUIRED	9,890.54	9,021.25	869.29
APEX MTG CAP INC COMMON STOCK	06-14-02 SOLD 03-25-02 ACQUIRED	24,148.07	20,472.00	3,676.07
CAPITAL AUTOMOTIVE REIT COM SHS	06-14-02 SOLD 05-23-02 ACQUIRED	4,520.83	3,900.00	620.83
HOSPITALITY PROPERTIES TRUST COMMON STOCK	06-14-02 SOLD 03-22-02 ACQUIRED	1,135.86	1,156.64	20.78-
	06-14-02 SOLD 03-26-02 ACQUIRED	5,679.33	5,778.43	99.10-

The Northern Trust Company
 50 South LaSalle Street, Chicago, Illinois 60675
 (312) 630-6000

THE LYNDE AND HARRY BRADLEY FOUNDATION
 WASATCH ADVISORS, INC

FEDERAL SCHEDULE OF GAINS AND LOSSES
 ACCOUNT TRANSACTIONS TAXABLE DURING THE PERIOD
 01-01-02 THROUGH 12-31-02

03135 ACCOUNT NO 26-12454
 SS870 AAB

DESCRIPTION OF PROPERTY	DATE SOLD/ ACQUIRED	SALES PROCEEDS	COST BASIS	GAIN/LOSS
SHARES: 350.00	06-14-02 SOLD 03-26-02 ACQUIRED	12,049.64	11,885.58	164.06
ISTAR FINL INC COM				
SHARES: 850.00	06-14-02 SOLD 05-06-02 ACQUIRED	24,933.14	26,812.65	1,879.51-
NATIONWIDE HEALTH PPTY INC REIT				
SHARES: 650.00	06-14-02 SOLD 03-21-02 ACQUIRED	11,848.56	12,918.83	1,070.27-
NATIONWIDE HEALTH PPTY INC REIT				
SHARES: 275.00	06-14-02 SOLD 03-21-02 ACQUIRED	5,004.84	5,465.66	460.82-
RENT A CTR INC NEW COM				
SHARES: 575.00	06-14-02 SOLD 03-27-02 ACQUIRED	31,869.38	29,641.25	2,228.13
SOURCECORP INC COM				
SHARES: 1,025.00	06-14-02 SOLD 03-07-02 ACQUIRED	25,291.11	26,269.21	978.10-
SHARES: 1,550.00	06-14-02 SOLD 03-08-02 ACQUIRED	38,245.10	41,052.68	2,807.58-

The Northern Trust Company
 50 South LaSalle Street, Chicago, Illinois 60675
 (312) 630-6000

THE LYNDE AND HARRY BRADLEY FOUNDATION
 MASATCH ADVISORS, INC.

03135 ACCOUNT NO. 26-12454
 AAB SS870

FEDERAL SCHEDULE OF GAINS AND LOSSES
 ACCOUNT TRANSACTIONS TAXABLE DURING THE PERIOD
 01-01-02 THROUGH 12-31-02

DESCRIPTION OF PROPERTY	DATE SOLD/ ACQUIRED	SALES PROCEEDS	COST BASIS	GAIN/LOSS
#THORNHURG MORTGAGE INC COMDO NOT USE SEE SEC 2863290	06-14-02 SOLD 03-15-02 ACQUIRED	34,543.96	36,917.02	2,373.06-
WATSON WYATT & CO HLDGS CL A	06-14-02 SOLD 03-14-02 ACQUIRED	11,437.69	12,273.00	835.31-
ANNALY MFG MGMT INC COM	06-14-02 SOLD 03-25-02 ACQUIRED	2,278.38	2,703.91	425.53-
CAPITAL AUTOMOTIVE REIT COM SHS	06-17-02 SOLD 03-25-02 ACQUIRED	14,886.27	12,368.50	2,517.77
HEALTH CARE PPTY INVS INC COM	06-17-02 SOLD 03-26-02 ACQUIRED	6,861.84	6,934.11	72.27-
RENT A CTR INC NEW COM	06-17-02 SOLD 03-26-02 ACQUIRED	20,558.28	19,301.62	1,256.66

The Northern Trust Company
 50 South LaSalle Street, Chicago, Illinois 60675
 (312) 630-6000

THE LYNDE AND HARRY BRADLEY FOUNDATION
 WASATCH ADVISORS, INC

FEDERAL SCHEDULE OF GAINS AND LOSSES
 ACCOUNT TRANSACTIONS TAXABLE DURING THE PERIOD
 01-01-02 THROUGH 12-31-02

ACCOUNT NO. 26-12454
 AAB

SS870
 03135

DESCRIPTION OF PROPERTY	DATE SOLD/ ACQUIRED	SALES PROCEEDS	COST BASIS	GAIN/LOSS
SHARES ·	SOLD 06-17-02 ACQUIRED 03-27-02	8,399 86	7,732 50	667 36
#THORNBERG MORTGAGE INC COMDO NOT USE SEE SEC 2863290				
SHARES	SOLD 06-17-02 ACQUIRED 03-14-02	19,754 12	20,966 38	1,212 26-
ANALY MTG MGMT INC COM				
SHARES:	SOLD 06-18-02 ACQUIRED 03-25-02	9,686.80	8,103.50	1,583 30
APEX MTG CAP INC COMMON STOCK				
SHARES:	SOLD 06-18-02 ACQUIRED 05-23-02	15,487 13	13,000 00	2,487 13
NATIONWIDE HEALTH PTYS INC REIT				
SHARES:	SOLD 06-18-02 ACQUIRED 03-21-02	3,642 43	3,975 02	332 59-
ANALY MTG MGMT INC COM				
SHARES:	SOLD 06-19-02 ACQUIRED 03-25-02	4,130 77	3,412 00	718 77

The Northern Trust Company
 50 South LaSalle Street, Chicago, Illinois 60675
 (312) 630-6000

THE LYNDE AND HARRY BRADLEY FOUNDATION
 WASATCH ADVISORS, INC.

03135 ACCOUNT NO. 26-12454
 AAB SS870

FEDERAL SCHEDULE OF GAINS AND LOSSES
 ACCOUNT TRANSACTIONS TAXABLE DURING THE PERIOD
 01-01-02 THROUGH 12-31-02

DESCRIPTION OF PROPERTY	DATE SOLD/ ACQUIRED	SALES PROCEEDS	COST BASIS	GAIN/LOSS
ANALYTIC MGMT INC COM	06-19-02 SOLD 03-26-02 ACQUIRED	19,104.83	15,731.38	3,373.45
SHARES:				
925 00				
APEX MTG CAP INC COMMON STOCK	06-19-02 SOLD 03-25-02 ACQUIRED	1,031.46	853.00	178.46
SHARES:				
50 00				
APEX MTG CAP INC COMMON STOCK	06-19-02 SOLD 05-23-02 ACQUIRED	1,169.96	975.00	194.96
SHARES:				
75 00				
APEX MTG CAP INC COMMON STOCK	06-19-02 SOLD 06-24-02 ACQUIRED	6,594.78	5,525.00	1,069.78
SHARES:				
425.00				
NATIONWIDE HEALTH PPTYS INC REIT	06-19-02 SOLD 03-21-02 ACQUIRED	905.97	993.76	87.79-
SHARES:				
50 00				
NATIONWIDE HEALTH PPTYS INC REIT	06-19-02 SOLD 03-21-02 ACQUIRED	2,701.14	2,981.27	280.13-
SHARES:				
150.00				
RENT A CTR INC NEW COM	06-19-02 SOLD 03-21-02 ACQUIRED			

The Northern Trust Company
 50 South LaSalle Street, Chicago, Illinois 60675
 (312) 630-6000

THE LYNDE AND HARRY BRADLEY FOUNDATION
 MASATCH ADVISORS, INC

FEDERAL SCHEDULE OF GAINS AND LOSSES
 ACCOUNT TRANSACTIONS TAXABLE DURING THE PERIOD
 01-01-02 THROUGH 12-31-02

03135 ACCOUNT NO 26-12454
 SS870 AAB

DESCRIPTION OF PROPERTY	DATE SOLD/ ACQUIRED	SALES PROCEEDS	COST BASIS	GAIN/LOSS
SHARES:	06-19-02 SOLD	1,422 20	1,288 75	133 45
RENT A CTR INC NEW COM	03-27-02 ACQUIRED			
SHARES:	06-19-02 SOLD	5,646 82	5,155 00	491 82
FIDELITY NATL FINL INC COM	03-27-02 ACQUIRED			
SHARES:	06-19-02 SOLD	14.45	12 67	1 78
ANALY MTG MGMT INC COM	03-15-02 ACQUIRED			
SHARES:	06-20-02 SOLD	3,596.14	2,976.21	619.93
APEX MTG CAP INC COMMON STOCK	03-26-02 ACQUIRED			
SHARES:	06-20-02 SOLD	7,834.31	6,500 00	1,334 31
ANALY MTG MGMT INC COM	05-23-02 ACQUIRED			
SHARES:	06-21-02 SOLD	522 54	425.17	97.37
ANALY MTG MGMT INC COM	03-26-02 ACQUIRED			

The Northern Trust Company
 50 South LaSalle Street, Chicago, Illinois 60675
 (312) 630-6000

THE LYNDE AND HARRY BRADLEY FOUNDATION
 WASATCH ADVISORS, INC

FEDERAL SCHEDULE OF GAINS AND LOSSES
 ACCOUNT TRANSACTIONS TAXABLE DURING THE PERIOD
 01-01-02 THROUGH 12-31-02

03135 ACCOUNT NO. 26-12454
 AAB

SS870

DESCRIPTION OF PROPERTY	DATE SOLD/ ACQUIRED	SALES PROCEEDS	COST BASIS	GAIN/LOSS
APEX MTG CAP INC COMMON STOCK	06-21-02 SOLD 03-26-02 ACQUIRED	5,754.20	4,676.90	1,077.30
APEX MTG CAP INC COMMON STOCK	06-21-02 SOLD 05-23-02 ACQUIRED	3,596.36	2,925.00	671.36
ANNALY MTG MGMT INC COM	06-24-02 SOLD 03-26-02 ACQUIRED	6,194.78	5,102.07	1,092.71
APEX MTG CAP INC COMMON STOCK	06-24-02 SOLD 05-23-02 ACQUIRED	2,014.31	1,625.00	389.31
NATIONWIDE HEALTH PRYYS INC REIT	06-24-02 SOLD 03-21-02 ACQUIRED	1,393.08	1,490.63	97.55-
APEX MTG CAP INC COMMON STOCK	06-25-02 SOLD 05-23-02 ACQUIRED	1,977.00	1,625.00	352.00
CAPITAL AUTOMOTIVE REIT COM SHS				

The Northern Trust Company
 50 South LaSalle Street, Chicago, Illinois 60675
 (312) 630-6000

THE LYNDE AND HARRY BRADLEY FOUNDATION
 WASATCH ADVISORS, INC

ACCOUNT NO 26-12454
 AAB
 SS870

FEDERAL SCHEDULE OF GAINS AND LOSSES
 ACCOUNT TRANSACTIONS TAXABLE DURING THE PERIOD
 01-01-02 THROUGH 12-31-02

DESCRIPTION OF PROPERTY	DATE SOLD/ ACQUIRED	SALES PROCEEDS	COST BASIS	GAIN/LOSS
HOSPITALITY PROPERTIES TRUST COMMON STOCK	06-25-02 SOLD 03-26-02 ACQUIRED	586.23	577.84	8.39
SHARES: 25.00				
NATIONWIDE HEALTH PTYS INC REIT	06-25-02 SOLD 03-26-02 ACQUIRED	7,191.76	6,791.76	400.00
SHARES: 200.00				
#THORNBERG MORTGAGE INC COMDO NOT USE SEE SEC 28632290	06-25-02 SOLD 03-21-02 ACQUIRED	1,816.30	1,987.51	171.21-
SHARES: 100.00				
ANNALY MTG MGMT INC COM	06-25-02 SOLD 03-14-02 ACQUIRED	3,010.12	3,068.25	58.13-
SHARES: 150.00				
APEX MTG CAP INC COMMON STOCK	06-26-02 SOLD 03-26-02 ACQUIRED	21,270.25	17,857.25	3,413.00
SHARES: 1,050.00				
C H ROBINSON WORLDWIDE INC COM	06-26-02 SOLD 05-23-02 ACQUIRED	7,633.94	6,825.00	808.94
SHARES: 525.00				

The Northern Trust Company
 50 South LaSalle Street, Chicago, Illinois 60675
 (312) 630-6000

THE LYNDE AND HARRY BRADLEY FOUNDATION
 WASATCH ADVISORS, INC

03135 ACCOUNT NO. 26-12454
 SS870 AAB

FEDERAL SCHEDULE OF GAINS AND LOSSES
 ACCOUNT TRANSACTIONS TAXABLE DURING THE PERIOD
 01-01-02 THROUGH 12-31-02

DESCRIPTION OF PROPERTY	DATE SOLD/ ACQUIRED	SALES PROCEEDS	COST BASIS	GAIN/LOSS
SHARES; 500.00	06-26-02 SOLD 03-25-02 ACQUIRED	16,560.90	16,085.00	475.90
SHARES; 400.00	06-26-02 SOLD 03-26-02 ACQUIRED	13,248.72	13,080.00	168.72
CAPITAL AUTOMOTIVE REIT COM SHS				
SHARES; 575.00	06-26-02 SOLD 03-26-02 ACQUIRED	13,129.61	13,290.38	160.77-
CAPITAL AUTOMOTIVE REIT COM SHS				
SHARES; 175.00	06-26-02 SOLD 03-26-02 ACQUIRED	4,024.87	4,044.90	20.03-
HEALTH CARE PPTY INVS INC COM				
SHARES; 700.00	06-26-02 SOLD 03-26-02 ACQUIRED	29,947.61	28,444.50	1,503.11
HOSPITALITY PROPERTIES TRUST COMMON STOCK				
SHARES 25.00	06-26-02 SOLD 03-26-02 ACQUIRED	890.66	848.97	41.69
ISTAR FINL INC COM				

The Northern Trust Company
 50 South LaSalle Street, Chicago, Illinois 60675
 (312) 630-6000

THE LYNDE AND HARRY BRADLEY FOUNDATION
 WASATCH ADVISORS, INC

03135 ACCOUNT NO 26-12454
 AAB SS870

FEDERAL SCHEDULE OF GAINS AND LOSSES
 ACCOUNT TRANSACTIONS TAXABLE DURING THE PERIOD
 01-01-02 THROUGH 12-31-02

DESCRIPTION OF PROPERTY	DATE SOLD/ ACQUIRED	SALES PROCEEDS	COST BASIS	GAIN/LOSS
SHARES:	06-26-02 SOLD	4,973 72	5,492 87	519 15-
SHARES:	06-26-02 SOLD	16,542 21	18,051 15	1,708 94-
SHARES:	06-26-02 SOLD	3,552 66	3,943 04	390.38-
MAXIMUS INC COM	06-26-02 SOLD	15,931 58	19,577.25	3,645.67-
NATIONWIDE HEALTH PTYS INC REIT	06-26-02 SOLD	7,199 78	7,950.05	750.27-
SHARES	06-26-02 SOLD	900.00	900.00	
ACQUIRED	03-21-02			
#THORNURG MORTGAGE INC COMDO NOT USE SEE SEC 2863290	06-26-02 SOLD	17,775 45	18,392 67	617 22-
SHARES:	06-26-02 SOLD	987 53	1,022 75	35.22-
ACQUIRED	03-14-02			
SHARES:	06-26-02 SOLD	50 00		
ACQUIRED	03-14-02			
SHARES:	06-26-02 SOLD	525 00		
ACQUIRED	03-14-02			
SHARES:	06-26-02 SOLD	175 00		
ACQUIRED	05-02-02			
SHARES:	06-26-02 SOLD	575 00		
ACQUIRED	05-03-02			
SHARES:	06-26-02 SOLD	125 00		
ACQUIRED	05-06-02			

hLSI

The Northern Trust Company
 50 South LaSalle Street, Chicago, Illinois 60675
 (312) 630-6000

THE LYNDE AND HARRY BRADLEY FOUNDATION
 WASATCH ADVISORS, INC

03135 ACCOUNT NO. 26-12454
 SS870 AAB

FEDERAL SCHEDULE OF GAINS AND LOSSES
 ACCOUNT TRANSACTIONS TAXABLE DURING THE PERIOD
 01-01-02 THROUGH 12-31-02

DESCRIPTION OF PROPERTY	DATE SOLD/ ACQUIRED	SALES PROCEEDS	COST BASIS	GAIN/LOSS
SHARES, WATSON WYATT & CO HLDGS CL A	06-26-02 SOLD	9,369 07	9,492.75	123.68-
SHARES, ANNALY MTC MGMT INC COM	06-26-02 SOLD	11,183.11	12,843 57	1,660.46-
SHARES, C H ROBINSON WORLDWIDE INC COM	06-27-02 SOLD	32,176 14	27,636.21	4,539.93
SHARES, CAPITAL AUTOMOTIVE REIT COM SHS	06-27-02 SOLD	2,520 03	2,325 75	194.28
SHARES, FIDELITY NATL FINL INC COM	06-27-02 SOLD	7,560 08	7,238 25	321 83
SHARES, MAXIMUS INC COM	06-27-02 SOLD	4,589 86	4,622 74	32 88-
SHARES, MAXIMUS INC COM	03-15-02 ACQUIRED	41,546 70	34,846.37	6,700 33

5151

The Northern Trust Company
 50 South LaSalle Street, Chicago, Illinois 60675
 (312) 630-6000

03135 ACCOUNT NO 26-12454 THE LYNDE AND HARRY BRADLEY FOUNDATION
 SS870 AAB WASATCH ADVISORS, INC.

FEDERAL SCHEDULE OF GAINS AND LOSSES
 ACCOUNT TRANSACTIONS TAXABLE DURING THE PERIOD
 01-01-02 THROUGH 12-31-02

DESCRIPTION OF PROPERTY	DATE SOLD/ ACQUIRED	SALES PROCEEDS	COST BASIS	GAIN/LOSS
NATIONWIDE HEALTH PTYS INC REIT				
SHARES:				
SOLD	06-27-02	8,993.06	11,187.00	2,193.94-
ACQUIRED	03-14-02			
300 00				
#THORNBERG MORTGAGE INC COMDO NOT USE SEE SEC 2863290				
SHARES				
SOLD	06-27-02	10,314.72	11,428.19	1,113.47-
ACQUIRED	03-21-02			
575.00				
WATSON WYATT & CO HLDGS CL A				
SHARES:				
SOLD	06-27-02	8,427.45	8,685.43	257.98-
ACQUIRED	03-07-02			
425.00				
ANNALY MFG MGMT INC COM				
SHARES:				
SOLD	06-27-02	10,383.30	12,167.59	1,784.29-
ACQUIRED	03-25-02			
450 00				
SHARES:				
SOLD	06-28-02	3,433.68	2,971.50	462.18
ACQUIRED	03-07-02			
175.00				
SHARES:				
SOLD	06-28-02	13,734.70	11,904.83	1,829.87
ACQUIRED	03-26-02			
700 00				
C H ROBINSON WORLDWIDE INC COM				

The Northern Trust Company
 50 South LaSalle Street, Chicago, Illinois 60675
 (312) 630-6000

03135 ACCOUNT NO 26-12454 THE LYNDE AND HARRY BRADLEY FOUNDATION
 SS870 AAB MASATCH ADVISORS, INC

FEDERAL SCHEDULE OF GAINS AND LOSSES
 ACCOUNT TRANSACTIONS TAXABLE DURING THE PERIOD
 01-01-02 THROUGH 12-31-02

DESCRIPTION OF PROPERTY	DATE SOLD/ ACQUIRED	SALES PROCEEDS	COST BASIS	GAIN/LOSS
SHARES, CAPITAL AUTOMOTIVE REIT COM SHS	SOLD 06-28-02 ACQUIRED 03-14-02	10,147 28	9,303 00	844 28
SHARES, RENT A CTR INC NEW COM	SOLD 06-28-02 ACQUIRED 03-26-02	10,042.44	9,823.32	219 12
SHARES, #THORNBERG MORTGAGE INC COMDO NOT USE SEE SEC 2863290	SOLD 06-28-02 ACQUIRED 03-27-02	40,429 31	36,085 00	4,344 31
SHARES, HOSPITALITY PROPERTIES TRUST COMMON STOCK	SOLD 06-28-02 ACQUIRED 03-07-02	22,077.23	22,990 84	913 61-
SHARES, ISTAR FINL INC COM	SOLD 07-01-02 ACQUIRED 03-26-02	8,189.59	7,640.73	548.86
SHARES, NATIONWIDE HEALTH PTYS INC REIT	SOLD 07-01-02 ACQUIRED 05-02-02	2,152 80	2,354.08	201 28-

The Northern Trust Company
 50 South LaSalle Street, Chicago, Illinois 60675
 (312) 630-6000

THE LYNDE AND HARRY BRADLEY FOUNDATION
 WASATCH ADVISORS, INC

FEDERAL SCHEDULE OF GAINS AND LOSSES
 ACCOUNT TRANSACTIONS TAXABLE DURING THE PERIOD
 01-01-02 THROUGH 12-31-02

DESCRIPTION OF PROPERTY	DATE SOLD/ACQUIRED	SALES PROCEEDS	COST BASIS	GAIN/LOSS
SHARES · #THORNBURG MORTGAGE INC COMDO NOT USE SEE SEC 2863290	SOLD 07-01-02 ACQUIRED 03-21-02	12,268.62	13,415.71	1,147 09-
SHARES WATSON WYATT & CO HLDGS CL A	SOLD 07-01-02 ACQUIRED 03-20-02	7,174 96	7,564 01	389 05-
SHARES: CAPITAL AUTOMOTIVE REIT COM SHS	SOLD 07-01-02 ACQUIRED 03-26-02	22,772 52	25,319 68	2,547.16-
SHARES: HEALTH CARE PPTY INVS INC COM	SOLD 07-02-02 ACQUIRED 03-26-02	6,258.48	6,356 27	97.79-
SHARES ALLIANCE DATA SYS CORP COM	SOLD 07-02-02 ACQUIRED 03-26-02	6,368 82	6,095 25	273 57

The Northern Trust Company
 50 South LaSalle Street, Chicago, Illinois 60675
 (312) 630-6000

THE LYNDE AND HARRY BRADLEY FOUNDATION
 WASATCH ADVISORS, INC.

03135 ACCOUNT NO. 26-12454
 AAB SS870

FEDERAL SCHEDULE OF GAINS AND LOSSES
 ACCOUNT TRANSACTIONS TAXABLE DURING THE PERIOD
 01-01-02 THROUGH 12-31-02

DATE SOLD/ ACQUIRED	SALES PROCEEDS	COST BASIS	GAIN/LOSS	DESCRIPTION OF PROPERTY
07-03-02 ACQUIRED	1,148 96	1,212 00	63 04-	SHARES; 50 00 ALLIANCE DATA SYS CORP COM
07-03-02 ACQUIRED	11,558 15	11,730 00	171 85-	SHARES; 500 00 ALLIANCE DATA SYS CORP COM
07-03-02 ACQUIRED	6,934 89	7,272 00	337 11-	SHARES; 300 00 ISTAR FINL INC COM
07-03-02 ACQUIRED	2,095 26	2,323 94	228 68-	SHARES; 75 00 SOLD 07-03-02 ACQUIRED 05-01-02
07-03-02 ACQUIRED	12,571.53	14,124.51	1,552 98-	SHARES; 450 00 SOLD 07-03-02 ACQUIRED 05-02-02
07-05-02 ACQUIRED	6,319.30	6,451.50	132 20-	SHARES 275.00 SOLD 07-05-02 ACQUIRED 03-07-02
07-05-02 ACQUIRED	2,288 93	2,346.00	57 07-	SHARES; 100 00 SOLD 07-05-02 ACQUIRED 03-07-02
				C H ROBINSON WORLDWIDE INC COM

The Northern Trust Company
 50 South LaSalle Street, Chicago, Illinois 60675
 (312) 630-6000

THE LYNDE AND HARRY BRADLEY FOUNDATION
 WASATCH ADVISORS, INC

FEDERAL SCHEDULE OF GAINS AND LOSSES
 ACCOUNT TRANSACTIONS TAXABLE DURING THE PERIOD
 01-01-02 THROUGH 12-31-02

03135 ACCOUNT NO. 26-12454
 SS870 AAB

DESCRIPTION OF PROPERTY	DATE SOLD/ ACQUIRED	SALES PROCEEDS	COST BASIS	GAIN/LOSS
SHARES	07-05-02 SOLD 03-07-02 ACQUIRED	26,955 56	25,517 25	1,438 31
ISTAR FINL INC COM				
SHARES:	07-05-02 SOLD	19,088.01	20,760 30	1,672 29-
SHARES:	04-30-02 ACQUIRED			
SHARES:	07-05-02 SOLD	9,190.53	10,070 42	879.89-
NATIONWIDE HEALTH PTYS INC REIT				
SHARES:	07-05-02 SOLD	1,343.96	1,482 47	138.51-
SHARES:	03-20-02 ACQUIRED			
SHARES:	07-05-02 SOLD	895 97	983 27	87 30-
SHARES:	03-20-02 ACQUIRED			
SHARES:	07-05-02 SOLD	9,407.72	10,434 44	1,026.72-
SHARES:	03-21-02 ACQUIRED			
SHARES:	07-05-02 SOLD	35,390.93	38,784.10	3,393 17-
SHARES:	03-26-02 ACQUIRED			
ALLIANCE DATA SYS CORP COM				
SHARES:	07-08-02 SOLD	3,783.57	4,105 50	321 93-
SHARES:	03-07-02 ACQUIRED			

The Northern Trust Company
 50 South LaSalle Street, Chicago, Illinois 60675
 (312) 630-6000

03135 ACCOUNT NO. 26-12454 THE LYNDE AND HARRY BRADLEY FOUNDATION
 SS870 AAB WASATCH ADVISORS, INC

FEDERAL SCHEDULE OF GAINS AND LOSSES
 ACCOUNT TRANSACTIONS TAXABLE DURING THE PERIOD
 01-01-02 THROUGH 12-31-02

DESCRIPTION OF PROPERTY	DATE SOLD/ ACQUIRED	SALES PROCEEDS	COST BASIS	GAIN/LOSS
ALLIANCE DATA SYS CORP COM	07-08-02 SOLD 03-14-02 ACQUIRED	4,864.60	5,265.45	400.85-
SHARES:	225 00			
ALLIED CAP CORP NEW COM	07-09-02 SOLD 03-14-02 ACQUIRED	1,541.20	1,755.15	213 95-
SHARES:	1,275 00			
NATIONWIDE HEALTH PPTYS INC REIT	07-09-02 SOLD 03-07-02 ACQUIRED	29,290 45	36,323 47	7,033 02-
SHARES:	775.00			
NATIONWIDE HEALTH PPTYS INC REIT	07-09-02 SOLD 03-26-02 ACQUIRED	13,934.24	15,219.08	1,284.84-
SHARES:	125.00			
ALLIANCE DATA SYS CORP COM	07-09-02 SOLD 03-26-02 ACQUIRED	2,248.74	2,454.69	205.95-
SHARES:	175 00			
HEALTH CARE PPTY INVS INC COM	07-10-02 SOLD 03-14-02 ACQUIRED	3,497 34	4,095 35	598 01-

The Northern Trust Company
 50 South LaSalle Street, Chicago, Illinois 60675
 (312) 630-6000

THE LYNDE AND HARRY BRADLEY FOUNDATION
 WASATCH ADVISORS, INC

03135 ACCOUNT NO. 26-12454
 AAB SS870

FEDERAL SCHEDULE OF GAINS AND LOSSES
 ACCOUNT TRANSACTIONS TAXABLE DURING THE PERIOD
 01-01-02 THROUGH 12-31-02

DESCRIPTION OF PROPERTY	DATE SOLD/ ACQUIRED	SALES PROCEEDS	COST BASIS	GAIN/LOSS
SHARES:	07-11-02 SOLD	1,417 90	1,755 15	337 75-
APEX MTG CAP INC COMMON STOCK	03-14-02 ACQUIRED			
SHARES:	07-11-02 SOLD	1,417 39	1,744 40	327 01-
ACQUIRED	03-25-02			
APEX MTG CAP INC COMMON STOCK				
SHARES:	07-11-02 SOLD	10,593 41	10,725.00	131.59-
HEALTH CARE PPTY INVS INC COM	05-23-02 ACQUIRED			
SHARES:	07-11-02 SOLD	4,046 25	3,948.77	97.48
ACQUIRED	03-19-02			
HEALTH CARE PPTY INVS INC COM				
SHARES:	07-11-02 SOLD	58,670 60	57,525 42	1,145.18
ACQUIRED	03-20-02			
KNIGHT TRANSN INC COM				
SHARES:	07-11-02 SOLD	2,831.91	3,138 00	306 09-
ACQUIRED	03-25-02			
KNIGHT TRANSN INC COM				
SHARES:	07-11-02 SOLD	18,577 38	20,124.00	1,546 62-
ACQUIRED	03-07-02			
KNIGHT TRANSN INC COM				

The Northern Trust Company
 50 South LaSalle Street, Chicago, Illinois 60675
 (312) 630-6000

THE LYNDE AND HARRY BRADLEY FOUNDATION
 WASATCH ADVISORS, INC

03135 ACCOUNT NO. 26-12454
 SS870 AAB

FEDERAL SCHEDULE OF GAINS AND LOSSES
 ACCOUNT TRANSACTIONS TAXABLE DURING THE PERIOD
 01-01-02 THROUGH 12-31-02

DESCRIPTION OF PROPERTY	DATE SOLD/ ACQUIRED	SALES PROCEEDS	COST BASIS	GAIN/LOSS
KNIGHT TRANSN INC COM	07-11-02	7,145.15	7,845.00	699 85-
SHARES	SOLD			
375 00	03-25-02			
ACQUIRED				
KNIGHT TRANSN INC COM	07-11-02	1,443.46	1,569.00	125 54-
SHARES:	SOLD			
75 00	03-25-02			
ACQUIRED				
NATIONWIDE HEALTH PTYS INC REIT	07-11-02	10,177.36	11,291.57	1,114 21-
SHARES:	SOLD			
575.00	03-26-02			
ACQUIRED				
ALLIANCE DATA SYS CORP COM	07-12-02	1,884.58	2,325.87	441 29-
SHARES:	SOLD			
100.00	03-25-02			
ACQUIRED				
ALLIANCE DATA SYS CORP COM	07-12-02	4,732.05	5,814.68	1,082 63-
SHARES:	SOLD			
250 00	03-25-02			
ACQUIRED				
ANNALY MTG MGMT INC COM	07-12-02	47,162.87	46,270.50	892 37
SHARES	SOLD			
2,725 00	03-07-02			
ACQUIRED				
APEX MTG CAP INC COMMON STOCK				

4851

The Northern Trust Company
 50 South LaSalle Street, Chicago, Illinois 60675
 (312) 630-6000

THE LYNDE AND HARRY BRADLEY FOUNDATION
 WASATCH ADVISORS, INC.

03135 ACCOUNT NO 26-12454
 AAB SS870

FEDERAL SCHEDULE OF GAINS AND LOSSES
 ACCOUNT TRANSACTIONS TAXABLE DURING THE PERIOD
 01-01-02 THROUGH 12-31-02

DESCRIPTION OF PROPERTY	DATE SOLD/ ACQUIRED	SALES PROCEEDS	COST BASIS	GAIN/LOSS
APEX MTG CAP INC COMMON STOCK				
SHARES:	SOLD 07-12-02	317 49	325 00	7.51-
	ACQUIRED 05-23-02			
HOSPITALITY PROPERTIES TRUST COMMON STOCK				
SHARES:	SOLD 07-12-02	1,269 96	1,300 00	30.04-
	ACQUIRED 05-23-02			
KNIGHT TRANSM INC COM				
SHARES:	SOLD 07-12-02	29,116.59	27,608 62	1,507.97
	ACQUIRED 03-19-02			
SHARES:	SOLD 07-12-02	20,293 38	19,526 31	767.07
	ACQUIRED 03-26-02			
NATIONWIDE HEALTH PTYS INC REIT				
SHARES:	SOLD 07-12-02	4,802.58	5,160 00	357.42-
	ACQUIRED 03-07-02			
SHARES:	SOLD 07-12-02	12,006.45	12,642 51	636.06-
	ACQUIRED 03-21-02			
SHARES	SOLD 07-12-02	3,361 81	3,424 75	62.94-
	ACQUIRED 03-26-02			

The Northern Trust Company
 50 South LaSalle Street, Chicago, Illinois 60675
 (312) 630-6000

03135 ACCOUNT NO. 26-12454
 SS870 AAB

THE LYNDE AND HARRY BRADLEY FOUNDATION
 MASATCH ADVISORS, INC

FEDERAL SCHEDULE OF GAINS AND LOSSES
 ACCOUNT TRANSACTIONS TAXABLE DURING THE PERIOD
 01-01-02 THROUGH 12-31-02

DESCRIPTION OF PROPERTY	DATE SOLD/ ACQUIRED	SALES PROCEEDS	COST BASIS	GAIN/LOSS
SHARES:	07-12-02 SOLD	850 84	973 03	122 19-
SHARES:	07-12-02 SOLD	3,828.80	4,418.44	589 64-
SHARES:	07-12-02 SOLD	2,977 96	3,198 31	220 35-
SHARES:	07-12-02 SOLD	1,701.69	1,827 86	126 17-
SHARES:	07-12-02 SOLD	2,552 53	2,785.76	233.23-
SHARES:	07-12-02 SOLD	3,828.80	4,275 23	446.43-
SCP POOL CORP COM	07-12-02 SOLD	682.98	825.39	142 41-
SHARES	07-12-02 SOLD			
ALLIANCE DATA SYS CORP COM	07-12-02 SOLD			
SHARES	07-15-02 SOLD	7,861.16	9,884 94	2,023 78-
APEX MTG CAP INC COMMON STOCK	07-15-02 SOLD			
ACQUIRED	03-25-02 ACQUIRED			

The Northern Trust Company
 50 South LaSalle Street, Chicago, Illinois 60675
 (312) 630-6000

THE LYNDE AND HARRY BRADLEY FOUNDATION
 MASATCH ADVISORS, INC

03135 ACCOUNT NO. 26-12454
 SS870 AAB

FEDERAL SCHEDULE OF GAINS AND LOSSES
 ACCOUNT TRANSACTIONS TAXABLE DURING THE PERIOD
 01-01-02 THROUGH 12-31-02

DESCRIPTION OF PROPERTY	DATE SOLD/ ACQUIRED	SALES PROCEEDS	COST BASIS	GAIN/LOSS
KNIGHT TRANSN INC COM	07-15-02 SOLD 05-23-02 ACQUIRED	12,765 67	13,975 00	1,209 33-
NATIONWIDE HEALTH PTYS INC REIT	07-15-02 SOLD 03-26-02 ACQUIRED	1,807.94	1,957.00	149 06-
ALLIANCE DATA SYS CORP COM	07-15-02 SOLD 04-29-02 ACQUIRED	1,235 96	1,340 06	104.10-
APEX MTC CAP INC COMMON STOCK	07-16-02 SOLD 03-07-02 ACQUIRED	21,721.28	27,064.55	5,343.27-
HOSPITALITY PROPERTIES TRUST COMMON STOCK	07-16-02 SOLD 05-23-02 ACQUIRED	3,615 22	3,900.00	284 78-
ALLIED CAP CORP NEW COM	07-16-02 SOLD 03-25-02 ACQUIRED	5,076.86	6,396 14	1,319.28-
ALLIANCE DATA SYS CORP COM	07-15-02 SOLD 04-29-02 ACQUIRED	2,059.92	2,202.84	142 92-

The Northern Trust Company
 50 South LaSalle Street, Chicago, Illinois 60675
 (312) 630-6000

THE LYNDE AND HARRY BRADLEY FOUNDATION
 WASATCH ADVISORS, INC.

FEDERAL SCHEDULE OF GAINS AND LOSSES
 ACCOUNT TRANSACTIONS TAXABLE DURING THE PERIOD
 01-01-02 THROUGH 12-31-02

03155 ACCOUNT NO. 26-12454
 AAB

DESCRIPTION OF PROPERTY	DATE SOLD/ ACQUIRED	SALES PROCEEDS	COST BASIS	GAIN/LOSS
SHARES	07-16-02 SOLD	5,037 01	5,019.75	17 26
KNIGHT TRANSMN INC COM	03-19-02 ACQUIRED			
SHARES	07-16-02 SOLD	12,116 29	13,209 75	1,093.46-
WATSON WYATT & CO HLDGS CL A	03-26-02 ACQUIRED			
SHARES	07-16-02 SOLD	3,413 22	3,993 00	579 78-
ALLIANCE DATA SYS CORP COM	03-14-02 ACQUIRED			
SHARES	07-16-02 SOLD	568.87	666.31	97 44-
APEX MFG CAP INC COMMON STOCK	03-26-02 ACQUIRED			
SHARES	07-17-02 SOLD	909.04	1,162 94	253.90-
HOSPITALITY PROPERTIES TRUST COMMON STOCK	03-25-02 ACQUIRED			
SHARES	07-17-02 SOLD	8,656 88	9,425.00	768 12-
ACQUIRED	05-23-02			

The Northern Trust Company
 50 South LaSalle Street, Chicago, Illinois 60675
 (312) 630-6000

THE LYNDE AND HARRY BRADLEY FOUNDATION
 MASATCH ADVISORS, INC.

03135 ACCOUNT NO. 26-12454
 AAB

FEDERAL SCHEDULE OF GAINS AND LOSSES
 ACCOUNT TRANSACTIONS TAXABLE DURING THE PERIOD
 01-01-02 THROUGH 12-31-02

DESCRIPTION OF PROPERTY	DATE SOLD/ ACQUIRED	SALES PROCEEDS	COST BASIS	GAIN/LOSS
WATSON WYATT & CO HLDGS CL A SHARES:	07-17-02 SOLD 03-19-02 ACQUIRED	26,366 64	26,772 00	405.36-
WATSON WYATT & CO HLDGS CL A SHARES:	07-17-02 SOLD 03-14-02 ACQUIRED	3,425.89	3,993 00	567.11-
WATSON WYATT & CO HLDGS CL A SHARES:	07-17-02 SOLD 03-14-02 ACQUIRED	1,141.71	1,331.00	189.29-
WATSON WYATT & CO HLDGS CL A SHARES:	07-17-02 SOLD 03-14-02 ACQUIRED	6,255 54	7,320 50	1,064 96-
APEX MTG CAP INC COMMON STOCK SHARES:	07-18-02 SOLD 05-23-02 ACQUIRED	4,080.10	4,550.00	469.90-
HOSPITALITY PROPERTIES TRUST COMMON STOCK SHARES:	07-18-02 SOLD 03-19-02 ACQUIRED	15,131 38	15,895 88	764 50-

The Northern Trust Company
 50 South LaSalle Street, Chicago, Illinois 60675
 (312) 630-6000

THE LYNDE AND HARRY BRADLEY FOUNDATION
 WASATCH ADVISORS, INC.

03135 ACCOUNT NO 26-12454
 AAB SS870

FEDERAL SCHEDULE OF GAINS AND LOSSES
 ACCOUNT TRANSACTIONS TAXABLE DURING THE PERIOD
 01-01-02 THROUGH 12-31-02

DESCRIPTION OF PROPERTY	DATE SOLD/ ACQUIRED	SALES PROCEEDS	COST BASIS	GAIN/LOSS
SHARES;	07-18-02 SOLD	16,158.75	18,494.75	2,336.00-
SHARES;	03-07-02 ACQUIRED			
200.00 SHARES	07-18-02 SOLD	9,457.58	5,324.00	866.42-
ACQUIRED	03-14-02			
APEX MTC CAP INC COMMON STOCK	07-19-02 SOLD	12,143.63	14,300.00	2,156.37-
1,100.00 SHARES	05-23-02 ACQUIRED			
WATSON WYATT & CO HLDGS CL A	07-19-02 SOLD	23,715.63	26,785.50	3,069.87-
SHARES.	03-07-02 ACQUIRED			
WATSON WYATT & CO HLDGS CL A	07-19-02 SOLD	5,078.00	5,739.75	661.75-
SHARES	03-07-02 ACQUIRED			
225.00 SHARES	07-19-02 SOLD	6,079.96	6,443.75	363.79-
ACQUIRED	03-27-02			
RENT A CTR INC NEW COM	07-25-02 SOLD	7,304.15	7,732.50	428.35-
SHARES;	03-27-02 ACQUIRED			
150.00 SHARES;	07-25-02 SOLD			
FIDELITY MATL FINL INC COM	03-27-02 ACQUIRED			

The Northern Trust Company
 50 South LaSalle Street, Chicago, Illinois 60675
 (312) 630-6000

THE LYNDE AND HARRY BRADLEY FOUNDATION
 WASATCH ADVISORS, INC

03135 ACCOUNT NO. 26-12454
 AAB

FEDERAL SCHEDULE OF GAINS AND LOSSES
 ACCOUNT TRANSACTIONS TAXABLE DURING THE PERIOD
 01-01-02 THROUGH 12-31-02

DATE SOLD/ ACQUIRED	SALES PROCEEDS	COST BASIS	GAIN/LOSS	DESCRIPTION OF PROPERTY
07-26-02 SOLD 03-15-02 ACQUIRED	55,668.20	51,319.21	4,348.99	RENT A CTR INC NEW COM SHARES: 2,025 00
07-26-02 SOLD 03-27-02 ACQUIRED	20,827.94	21,908.75	1,080.81-	RENT A CTR INC NEW COM SHARES: 425.00
07-26-02 SOLD 03-27-02 ACQUIRED	1,232.09	1,288.75	56.66-	TRIAD GTY INC SHARES: 25 00
07-26-02 SOLD 03-25-02 ACQUIRED	5,249.00	5,207.50	41.50	FIDELITY NATL FINL INC COM SHARES: 125 00
07-29-02 SOLD 03-07-02 ACQUIRED	56,797.54	50,133.85	6,663.69	RENT A CTR INC NEW COM SHARES: 1,983 00
07-29-02 SOLD 03-15-02 ACQUIRED	2,635.09	2,331.54	303.55	RENT A CTR INC NEW COM SHARES: 92 00
07-29-02 SOLD 03-27-02 ACQUIRED	12,777.79	12,887.50	109.71-	RENT A CTR INC NEW COM SHARES: 250 00

The Northern Trust Company
 50 South LaSalle Street, Chicago, Illinois 60675
 (312) 630-6000

THE LYNDE AND HARRY BRADLEY FOUNDATION
 WASATCH ADVISORS, INC.

FEDERAL SCHEDULE OF GAINS AND LOSSES
 ACCOUNT TRANSACTIONS TAXABLE DURING THE PERIOD
 01-01-02 THROUGH 12-31-02

03135 ACCOUNT NO. 26-12454
 SS870 AAB

DESCRIPTION OF PROPERTY	DATE SOLD/ ACQUIRED	SALES PROCEEDS	COST BASIS	GAIN/LOSS
RENT A CTR INC NEW COM SHARES:	07-31-02 ACQUIRED	13,395 04	12,887 50	507.54
RENT A CTR INC NEW COM SHARES:	08-01-02 ACQUIRED	19,958 99	19,331 25	627 74
RENT A CTR INC NEW COM SHARES:	08-06-02 ACQUIRED	7,709.76	7,732 50	22 74-
RENT A CTR INC NEW COM SHARES:	08-07-02 ACQUIRED	11,433.84	11,598.75	164 91-
RENT A CTR INC NEW COM SHARES:	08-07-02 ACQUIRED	7,732.55	7,732 50	0 05
RENT A CTR INC NEW COM SHARES:	08-08-02 ACQUIRED	15,057 56	15,465 00	407 44-

The Northern Trust Company
 50 South LaSalle Street, Chicago, Illinois 60675
 (312) 630-6000

THE LYNDE AND HARRY BRADLEY FOUNDATION
 WASATCH ADVISORS, INC.

03135 ACCOUNT NO. 26-12454
 AAB

FEDERAL SCHEDULE OF GAINS AND LOSSES
 ACCOUNT TRANSACTIONS TAXABLE DURING THE PERIOD
 01-01-02 THROUGH 12-31-02

DESCRIPTION OF PROPERTY	DATE SOLD/ ACQUIRED	SALES PROCEEDS	COST BASIS	GAIN/LOSS
RENT A CTR INC NEW COM	08-15-02 SOLD	12,105.55	11,598.75	506.80
KNIGHT TRANSN INC COM	08-15-02 SOLD	25.00	25.00	51.80-
LINCARE HLDGS INC COM	08-15-02 SOLD	375.00	375.00	2,086.96
SHARES:	08-15-02 SOLD	12,241.96	10,155.00	
SHARES:	03-25-02 ACQUIRED			
SHARES:	08-15-02 SOLD	25.00	25.00	138.38
SHARES:	08-15-02 SOLD	1,500.00	40,628.40	8,339.42
RENT A CTR INC NEW COM	08-15-02 SOLD	48,967.82	48,967.82	
SHARES:	03-28-02 ACQUIRED			
RENTAL CARE GROUP INC COM	08-15-02 SOLD	48,622.19	45,106.25	3,515.94
SHARES:	03-27-02 ACQUIRED			

The Northern Trust Company
 50 South LaSalle Street, Chicago, Illinois 60675
 (312) 630-6000

THE LYNDE AND HARRY BRADLEY FOUNDATION
 WASATCH ADVISORS, INC

03135 ACCOUNT NO 26-12454
 SS870 AAB

FEDERAL SCHEDULE OF GAINS AND LOSSES
 ACCOUNT TRANSACTIONS TAXABLE DURING THE PERIOD
 01-01-02 THROUGH 12-31-02

DESCRIPTION OF PROPERTY	DATE SOLD/ ACQUIRED	SALES PROCEEDS	COST BASIS	GAIN/LOSS
RENT A CTR INC NEW COM	08-15-02 SOLD 03-25-02 ACQUIRED	12,217.66	12,366.67	149 01-
SHARES:				
375 00				
ALLIED CAP CORP NEW COM	08-16-02 SOLD 03-27-02 ACQUIRED	1,436 20	1,288 75	147 45
SHARES:				
25 00				
ALLIED CAP CORP NEW COM	08-21-02 SOLD 03-07-02 ACQUIRED	22,663.67	27,776 78	5,113.11-
SHARES:				
975.00				
ALLIED CAP CORP NEW COM	08-22-02 SOLD 03-07-02 ACQUIRED	26,928 97	32,762 35	5,833 38-
SHARES				
1,150.00				
AMERICREDIT CORP COM	08-22-02 SOLD 03-26-02 ACQUIRED	2,137 42	4,785.00	2,647 58-
SHARES:				
125 00				
AMERICREDIT CORP COM	08-22-02 SOLD 03-26-02 ACQUIRED	6,490.94	14,355.00	7,864 06-
SHARES				
375 00				
ANNUITY AND LIFE RE HOLDINGS COM STOCK				

1561

The Northern Trust Company
 50 South LaSalle Street, Chicago, Illinois 60675
 (312) 630-6000

03135 ACCOUNT NO 26-12454 THE LYNDE AND HARRY BRADLEY FOUNDATION
 SS870 AAB WASATCH ADVISORS, INC

FEDERAL SCHEDULE OF GAINS AND LOSSES
 ACCOUNT TRANSACTIONS TAXABLE DURING THE PERIOD
 01-01-02 THROUGH 12-31-02

DESCRIPTION OF PROPERTY	DATE SOLD/ ACQUIRED	SALES PROCEEDS	COST BASIS	GAIN/LOSS
ANNUITY AND LIFE RE HOLDINGS COM STOCK	08-22-02 SOLD	4,221.54	14,747.02	10,525.48-
	03-25-02 ACQUIRED			7,849.20-
ANNUITY AND LIFE RE HOLDINGS COM STOCK	08-23-02 SOLD	655.29	2,260.32	1,605.03-
	03-14-02 ACQUIRED			
ANNUITY AND LIFE RE HOLDINGS COM STOCK	08-23-02 SOLD	1,834.82	6,881.95	5,047.13-
	03-25-02 ACQUIRED			
ANNUITY AND LIFE RE HOLDINGS COM STOCK	08-23-02 SOLD	917.41	3,428.25	2,510.84-
	03-28-02 ACQUIRED			
ANNUITY AND LIFE RE HOLDINGS COM STOCK	08-23-02 SOLD	848.72	3,029.25	2,180.53-
	03-07-02 ACQUIRED			
ANNUITY AND LIFE RE HOLDINGS COM STOCK	08-23-02 SOLD	2,546.17	9,493.37	6,947.20-
	03-14-02 ACQUIRED			

The Northern Trust Company
 50 South LaSalle Street, Chicago, Illinois 60675
 (312) 630-6000

THE LYNDE AND HARRY BRADLEY FOUNDATION
 WASATCH ADVISORS, INC.

03135 ACCOUNT NO. 26-12454
 SS870 AAB

FEDERAL SCHEDULE OF GAINS AND LOSSES
 ACCOUNT TRANSACTIONS TAXABLE DURING THE PERIOD
 01-01-02 THROUGH 12-31-02

DESCRIPTION OF PROPERTY	DATE SOLD/ ACQUIRED	SALES PROCEEDS	COST BASIS	GAIN/LOSS
ANNUITY AND LIFE RE HOLDINGS COM STOCK				
SHARES:	08-26-02	3,859 38	13,415 25	9,555 87-
	03-07-02			
ACQUIRED				
RENT A CTR INC NEW COM				
SHARES:	08-27-02	2,418 57	8,655 00	6,236 43-
	03-07-02			
ACQUIRED				
RENT A CTR INC NEW COM				
SHARES:	09-05-02	12,891 12	11,331 00	1,560 12
	03-26-02			
ACQUIRED				
RENT A CTR INC NEW COM				
SHARES:	09-05-02	18,620 51	16,753 75	1,866 76
	03-27-02			
ACQUIRED				
RENT A CTR INC NEW COM				
SHARES:	09-05-02	22,921 15	20,144 00	2,777.15
	03-26-02			
ACQUIRED				
LINCARE HLDGS INC COM				
SHARES:	09-05-02	1,432.57	1,257.75	174.82
	03-26-02			
ACQUIRED				
RENT A CTR INC NEW COM				
SHARES:	09-06-02	40,546.77	32,496 00	8,050 77
	03-25-02			
ACQUIRED				

The Northern Trust Company
 50 South LaSalle Street, Chicago, Illinois 60675
 (312) 630-6000

THE LYNDE AND HARRY BRADLEY FOUNDATION
 MASATCH ADVISORS, INC.

03155 ACCOUNT NO. 26-12454
 AAB SS870

FEDERAL SCHEDULE OF GAINS AND LOSSES
 ACCOUNT TRANSACTIONS TAXABLE DURING THE PERIOD
 01-01-02 THROUGH 12-31-02

DESCRIPTION OF PROPERTY	DATE SOLD/ ACQUIRED	SALES PROCEEDS	COST BASIS	GAIN/LOSS
RENT A CTR INC NEW COM	09-06-02 SOLD	31,816 54	27,698 00	4,118 54
SHARES:	03-26-02 ACQUIRED			
RENT A CTR INC NEW COM	09-10-02 SOLD	4,369 92	3,777 00	592 92
SHARES:	03-26-02 ACQUIRED			
EXPRESS SCRIPTS INC COM	09-11-02 SOLD	16,735.00	17,693 00	958.00-
SHARES:	03-26-02 ACQUIRED			
EXPRESS SCRIPTS INC COM	09-11-02 SOLD	25,686 72	27,220 00	1,533 28-
SHARES:	03-26-02 ACQUIRED			
RENT A CTR INC NEW COM	09-11-02 SOLD	2,905 74	2,518 00	387.74
SHARES:	03-26-02 ACQUIRED			
EXPRESS SCRIPTS INC COM	09-13-02 SOLD	9,279.11	9,229 50	49 61
SHARES:	03-25-02 ACQUIRED			
RENT A CTR INC NEW COM	09-13-02 SOLD	27,837 34	28,581 00	743 66-
SHARES:	03-26-02 ACQUIRED			

The Northern Trust Company
 50 South LaSalle Street, Chicago, Illinois 60675
 (312) 630-6000

THE LYNDE AND HARRY BRADLEY FOUNDATION
 WASATCH ADVISORS, INC

03135 ACCOUNT NO. 26-12454
 SS870 AAB

FEDERAL SCHEDULE OF GAINS AND LOSSES
 ACCOUNT TRANSACTIONS TAXABLE DURING THE PERIOD
 01-01-02 THROUGH 12-31-02

PAGE 44

DESCRIPTION OF PROPERTY	DATE SOLD/ ACQUIRED	SALES PROCEEDS	COST BASIS	GAIN/LOSS
RENT A CTR INC NEW COM				
SHARES	09-16-02 SOLD	2,904 51	2,515.50	389 01
	03-26-02 ACQUIRED			
ISTAR FINL INC COM				
SHARES	09-23-02 SOLD	6,349.33	6,741 52	392 19-
	04-26-02 ACQUIRED			
SHARES	09-23-02 SOLD	1,410.96	1,501 00	90.04-
	04-29-02 ACQUIRED			
SHARES	09-23-02 SOLD	12,698 67	13,599 95	901.28-
	04-29-02 ACQUIRED			
SHARES:	09-23-02 SOLD	2,116 44	2,297 46	181 02-
	04-30-02 ACQUIRED			
SHARES:	09-23-02 SOLD	29,630.21	32,293.80	2,663 59-
	04-30-02 ACQUIRED			
SHARES	09-23-02 SOLD	70,548 12	73,250.00	2,701 88-
	05-15-02 ACQUIRED			
SHARES	09-23-02 SOLD	8,465.78	8,790 00	324 22-
	05-16-02 ACQUIRED			
EXPRESS SCRIPTS INC COM				

8651

The Northern Trust Company
 50 South LaSalle Street, Chicago, Illinois 60675
 (312) 630-6000

THE LYNDE AND HARRY BRADLEY FOUNDATION
 WASATCH ADVISORS, INC.

FEDERAL SCHEDULE OF GAINS AND LOSSES
 ACCOUNT TRANSACTIONS TAXABLE DURING THE PERIOD
 01-01-02 THROUGH 12-31-02

DESCRIPTION OF PROPERTY	DATE SOLD/ ACQUIRED	SALES PROCEEDS	COST BASIS	GAIN/LOSS
AMERIGROUP CORP COM	09-29-02 SOLD 03-25-02 ACQUIRED	26,396 00	26,370.00	26 00
EXPRESS SCRIPTS INC COM	09-27-02 SOLD 03-25-02 ACQUIRED	52,429.59	50,103.00	2,326 59
RENT A CTR INC NEW COM	09-27-02 SOLD 03-26-02 ACQUIRED	1,349 49	1,257.75	91.74
AMERIGROUP CORP COM	10-01-02 SOLD 04-18-02 ACQUIRED	9,645 87	10,551.63	905 76-
MAXIMUS INC COM	10-01-02 SOLD 03-08-02 ACQUIRED	1,658 88	2,716 34	1,057.46-
SHARES:				
75 00				
SHARES:				
100 00				
MEDQUIST INC COM	10-01-02 SOLD 03-14-02 ACQUIRED	2,211 84	3,729 00	1,517 16-
SHARES:				
100 00				
AMERIGROUP CORP COM	10-01-02 SOLD 03-28-02 ACQUIRED	2,328 08	3,000.00	671.92-
SHARES:				
100 00				

03135 ACCOUNT NO. 26-12454
 SS870 AAB

The Northern Trust Company
 50 South LaSalle Street, Chicago, Illinois 60675
 (312) 630-6000

THE LYNDE AND HARRY BRADLEY FOUNDATION
 WASATCH ADVISORS, INC

FEDERAL SCHEDULE OF GAINS AND LOSSES
 ACCOUNT TRANSACTIONS TAXABLE DURING THE PERIOD
 01-01-02 THROUGH 12-31-02

03135 ACCOUNT NO 26-12454
 SS870 AAB

DESCRIPTION OF PROPERTY	DATE SOLD/ ACQUIRED	SALES PROCEEDS	COST BASIS	GAIN/LOSS
SHARES	SOLD 10-02-02 ACQUIRED 04-18-02	797.50	879.30	81.80-
AMERIGROUP CORP COM				
SHARES:	SOLD 10-02-02	5,572.43	5,589.68	17.25-
SHARES:	ACQUIRED 04-11-02			
SHARES:	SOLD 10-02-02	7,960.61	7,745.75	214.86
SHARES:	ACQUIRED 04-11-02			
SHARES	SOLD 10-02-02	6,368.48	6,449.00	80.52-
SHARES:	ACQUIRED 04-12-02			
SHARES:	SOLD 10-02-02	7,164.55	7,553.00	388.45-
SHARES:	ACQUIRED 04-15-02			
SHARES:	SOLD 10-02-02	7,164.55	7,535.99	371.44-
SHARES:	ACQUIRED 04-15-02			
SHARES:	SOLD 10-02-02	10,348.79	11,053.67	704.88-
SHARES:	ACQUIRED 04-16-02			
SHARES:	SOLD 10-02-02	3,184.24	3,488.67	304.43-
SHARES:	ACQUIRED 04-17-02			
SHARES:	SOLD 10-02-02	1,592.12	1,758.61	166.49-
SHARES:	ACQUIRED 04-18-02			

The Northern Trust Company
 50 South LaSalle Street, Chicago, Illinois 60675
 (312) 630-6000

03135 ACCOUNT NO 26-12454 THE LYNDE AND HARRY BRADLEY FOUNDATION
 SS870 AAB WASATCH ADVISORS, INC.

FEDERAL SCHEDULE OF GAINS AND LOSSES
 ACCOUNT TRANSACTIONS TAXABLE DURING THE PERIOD
 01-01-02 THROUGH 12-31-02

DESCRIPTION OF PROPERTY	DATE SOLD/ ACQUIRED	SALES PROCEEDS	COST BASIS	GAIN/LOSS
SHARES: 100 00	10-02-02 SOLD	3,184 25	3,459 60	275.35-
SHARES: 100 00	10-02-02 ACQUIRED			
SHARES: 175.00	10-02-02 SOLD	5,572.43	5,965 98	393.55-
SHARES: 175.00	10-02-02 ACQUIRED			
CATALINA MARKETING CORP COM				
SHARES: 1,275.00	10-02-02 SOLD	25,542 32	34,822 67	9,280 35-
SHARES: 1,275.00	10-02-02 ACQUIRED			
SHARES: 850.00	10-02-02 SOLD	17,028.22	23,853 81	6,825 59-
SHARES: 850.00	10-02-02 ACQUIRED			
SHARES: 100 00	10-02-02 SOLD	2,003 32	2,782 33	779.01-
SHARES: 100 00	10-02-02 ACQUIRED			
EXPRESS SCRIPTS INC COM				
SHARES: 700 00	10-02-02 SOLD	36,708 15	36,918.00	209 85-
SHARES: 700 00	10-02-02 ACQUIRED			
EXPRESS SCRIPTS INC COM				
SHARES: 100 00	10-02-02 SOLD	5,197 90	5,274 00	76 10-
SHARES: 100 00	10-02-02 ACQUIRED			
MAXIMUS INC COM				

The Northern Trust Company
 50 South LaSalle Street, Chicago, Illinois 60675
 (312) 630-6000

THE LYNDE AND HARRY BRADLEY FOUNDATION
 WASATCH ADVISORS, INC

03135 ACCOUNT NO 26-12454
 SS870 AAB

FEDERAL SCHEDULE OF GAINS AND LOSSES
 ACCOUNT TRANSACTIONS TAXABLE DURING THE PERIOD
 01-01-02 THROUGH 12-31-02

DESCRIPTION OF PROPERTY	DATE SOLD/ ACQUIRED	SALES PROCEEDS	COST BASIS	GAIN/LOSS
AMERIGROUP CORP COM SHARES: 50.00	SOLD 10-02-02 ACQUIRED 03-08-02	1,106 88	1,810.89	704 01-
AMERIGROUP CORP COM SHARES: 150 00	SOLD 10-03-02 ACQUIRED 04-11-02	4,739 03	4,647 45	91 58
AMERIGROUP CORP COM SHARES: 350 00	SOLD 10-03-02 ACQUIRED 04-11-02	10,998 31	10,844.05	154 26
MAXIMUS INC COM SHARES: 50.00	SOLD 10-03-02 ACQUIRED 04-30-02	1,571 19	1,528.97	42 22
MAXIMUS INC COM SHARES: 1,950 00	SOLD 10-03-02 ACQUIRED 03-08-02	42,216.22	70,624.71	28,408 49-
MAXIMUS INC COM SHARES: 125 00	SOLD 10-03-02 ACQUIRED 03-26-02	2,706.17	4,265 00	1,558.83-
MAXIMUS INC COM SHARES: 575.00	SOLD 10-04-02 ACQUIRED 03-26-02	11,979.12	19,619.00	7,639 88-

The Northern Trust Company
 50 South LaSalle Street, Chicago, Illinois 60675
 (312) 630-6000

THE LYNDE AND HARRY BRADLEY FOUNDATION
 WASATCH ADVISORS, INC.

FEDERAL SCHEDULE OF GAINS AND LOSSES
 ACCOUNT TRANSACTIONS TAXABLE DURING THE PERIOD
 01-01-02 THROUGH 12-31-02

DESCRIPTION OF PROPERTY	DATE SOLD/ ACQUIRED	SALES PROCEEDS	COST BASIS	GAIN/LOSS
MAXIMUS INC COM SHARES:	SOLD 10-04-02 ACQUIRED 03-26-02	3,185.86	5,118.00	1,932.14-
MAXIMUS INC COM SHARES:	SOLD 10-07-02 ACQUIRED 03-25-02	2,481.17	4,258.75	1,777.58-
MAXIMUS INC COM SHARES:	SOLD 10-07-02 ACQUIRED 03-26-02	3,969.88	6,824.00	2,854.12-
MAXIMUS INC COM SHARES:	SOLD 10-07-02 ACQUIRED 03-25-02	6,483.55	11,072.75	4,589.20-
RENAL CARE GROUP INC COM SHARES:	SOLD 10-07-02 ACQUIRED 03-25-02	13,722.87	14,015.57	292.70-
EXPRESS SCRIPTS INC COM SHARES:	SOLD 10-08-02 ACQUIRED 03-08-02	8,952.83	9,222.05	269.22-
MAXIMUS INC COM SHARES:	SOLD 10-08-02 ACQUIRED 03-25-02	23,021.58	23,733.00	711.42-

The Northern Trust Company
 50 South LaSalle Street, Chicago, Illinois 60675
 (312) 630-6000

THE LYNDE AND HARRY BRADLEY FOUNDATION
 WASATCH ADVISORS, INC.

FEDERAL SCHEDULE OF GAINS AND LOSSES
 ACCOUNT TRANSACTIONS TAXABLE DURING THE PERIOD
 01-01-02 THROUGH 12-31-02

03135 ACCOUNT NO 26-12454
 AAB

DESCRIPTION OF PROPERTY	DATE SOLD/ ACQUIRED	SALES PROCEEDS	COST BASIS	GAIN/LOSS
MEDQUIST INC COM SHARES: 1,725 00	SOLD 10-08-02 ACQUIRED 03-25-02	33,125 21	58,770.75	25,645.54-
MEDQUIST INC COM SHARES: 700 00	SOLD 10-08-02 ACQUIRED 03-28-02	13,218 33	21,000 00	7,781.67-
RENAL CARE GROUP INC COM SHARES: 225 00	SOLD 10-08-02 ACQUIRED 03-25-02	7,167 29	7,420 00	252 71-
MAXIMUS INC COM SHARES: 250.00	SOLD 10-09-02 ACQUIRED 03-25-02	9,811 33	8,517.50	3,706 17-
MAXIMUS INC COM SHARES: 25 00	SOLD 10-09-02 ACQUIRED 03-25-02	477 67	851 75	374.08-
MEDQUIST INC COM SHARES: 675 00	SOLD 10-09-02 ACQUIRED 03-25-02	11,893.55	20,204 84	8,311 29-

The Northern Trust Company
 50 South LaSalle Street, Chicago, Illinois 60675
 (312) 630-6000

THE LYNDE AND HARRY BRADLEY FOUNDATION
 WASATCH ADVISORS, INC.

03135 ACCOUNT NO. 26-12454
 AAB SS870

FEDERAL SCHEDULE OF GAINS AND LOSSES
 ACCOUNT TRANSACTIONS TAXABLE DURING THE PERIOD
 01-01-02 THROUGH 12-31-02

DESCRIPTION OF PROPERTY	DATE SOLD/ ACQUIRED	SALES PROCEEDS	COST BASIS	GAIN/LOSS
RENAL CARE GROUP INC COM				
SHARES; SOLD 10-09-02	10-09-02	1,310.21	2,244.98	934.77-
SHARES; ACQUIRED 03-25-02	03-25-02	1,746.94	3,000.00	1,253.06-
MAXIMUS INC COM				
SHARES; SOLD 10-09-02	10-09-02	10,372.34	10,717.79	345.45-
SHARES; ACQUIRED 03-25-02	03-25-02	1,458.70	2,555.25	1,096.55-
SHARES; SOLD 10-10-02	10-10-02	1,944.94	3,339.57	1,394.63-
SHARES; ACQUIRED 03-27-02	03-27-02	3,403.65	5,815.15	2,411.50-
SHARES; SOLD 10-10-02	10-10-02	486.23	780.87	294.64-
SHARES; ACQUIRED 03-28-02	03-28-02	1,458.71	2,378.07	919.36-
MAXIMUS INC COM				
SHARES; SOLD 10-10-02	10-10-02			
SHARES; ACQUIRED 04-19-02	04-19-02			

The Northern Trust Company
 50 South LaSalle Street, Chicago, Illinois 60675
 (312) 630-6000

03135 ACCOUNT NO. 26-12454
 AAB SS870

THE LYNDE AND HARRY BRADLEY FOUNDATION
 WASATCH ADVISORS, INC

FEDERAL SCHEDULE OF GAINS AND LOSSES
 ACCOUNT TRANSACTIONS TAXABLE DURING THE PERIOD
 01-01-02 THROUGH 12-31-02

PAGE 52

DESCRIPTION OF PROPERTY	DATE SOLD/ ACQUIRED	SALES PROCEEDS	COST BASIS	GAIN/LOSS
SHARES	SOLD 10-10-02 ACQUIRED 03-25-02	481.26	851.75	370.49-
MEDQUIST INC COM				
SHARES:	SOLD 10-10-02 ACQUIRED 03-25-02	446.86	748.33	301.47-
RENAL CARE GROUP INC COM				
SHARES:	SOLD 10-10-02 ACQUIRED 03-25-02	9,580.09	9,893.34	313.25-
MAXIMUS INC COM				
SHARES:	SOLD 10-10-02 ACQUIRED 03-25-02	7,106.07	11,713.01	4,606.94-
RENAL CARE GROUP INC COM				
SHARES:	SOLD 10-11-02 ACQUIRED 03-25-02	12,803.73	13,191.12	387.39-
EURONET WORLDWIDE INC COM COM				
SHARES:	SOLD 10-14-02 ACQUIRED 03-08-02	4,399.42	17,541.00	13,141.58-
MAXIMUS INC COM				

9091

The Northern Trust Company

50 South LaSalle Street, Chicago, Illinois 60675
(312) 630-6000

03135 ACCOUNT NO 26-12454
SS870 AAB

THE LYNDE AND HARRY BRADLEY FOUNDATION
WASATCH ADVISORS, INC.

FEDERAL SCHEDULE OF GAINS AND LOSSES
ACCOUNT TRANSACTIONS TAXABLE DURING THE PERIOD
01-01-02 THROUGH 12-31-02

PAGE
53

<u>DESCRIPTION OF PROPERTY</u>			<u>DATE SOLD/ ACQUIRED</u>	<u>SALES PROCEEDS</u>	<u>COST BASIS</u>	<u>GAIN/LOSS</u>
SHARES:	75.00	SOLD	10-14-02	1,421 20	2,342.60	921.40-
		ACQUIRED	03-28-02			
SHARES:	25 00	SOLD	10-14-02	473 74	773 50	299 76-
		ACQUIRED	03-28-02			
SHARES:	75.00	SOLD	10-14-02	1,421.20	1,830 39	409 19-
		ACQUIRED	07-30-02			
MEDQUIST INC COM						
SHARES.	75 00	SOLD	10-14-02	1,323.83	2,244 98	921 15-
		ACQUIRED	03-25-02			
METRIS COS INC COM						
SHARES:	550 00	SOLD	10-14-02	983 59	10,998 02	10,014 43-
		ACQUIRED	03-28-02			
RENAL CARE GROUP INC COM						
SHARES:	100 00	SOLD	10-14-02	3,233.47	3,297 78	64 31-
		ACQUIRED	03-25-02			
RENAL CARE GROUP INC COM						
SHARES:	100.00	SOLD	10-14-02	3,208 68	3,297 78	89.10-
		ACQUIRED	03-25-02			
EURONET WORLDWIDE INC COM COM						

1687

The Northern Trust Company
 50 South LaSalle Street, Chicago, Illinois 60675
 (312) 630-6000

THE LYNDE AND HARRY BRADLEY FOUNDATION
 WASATCH ADVISORS, INC.

03135 ACCOUNT NO 26-12454
 SSB70 AAB

FEDERAL SCHEDULE OF GAINS AND LOSSES
 ACCOUNT TRANSACTIONS TAXABLE DURING THE PERIOD
 01-01-02 THROUGH 12-31-02

DATE SOLD/ ACQUIRED	SALES PROCEEDS	COST BASIS	GAIN/LOSS	DESCRIPTION OF PROPERTY
10-15-02 SOLD 03-08-02 ACQUIRED	2,067 65	8,283 25	6,215.60-	SHARES · 425 00
10-15-02 SOLD 03-13-02 ACQUIRED	3,770 41	14,608 75	10,838.34-	SHARES: 775 00
10-15-02 SOLD 03-15-02 ACQUIRED	6,324.57	24,711.70	18,387 13-	SHARES 1,300.00
10-15-02 SOLD 03-19-02 ACQUIRED	2,432.52	9,361 05	6,928.53-	SHARES: 500.00
10-15-02 SOLD 03-20-02 ACQUIRED	973 01	3,698 86	2,725 85-	SHARES: 200.00
10-15-02 SOLD 03-21-02 ACQUIRED	121.63	466.31	344 68-	SHARES: 25 00
10-15-02 SOLD 03-22-02 ACQUIRED	121.63	475.55	353 92-	SHARES: 25 00
10-15-02 SOLD 03-25-02 ACQUIRED	12,041 00	46,975.50	34,934 50-	SHARES 2,475 00
10-15-02 SOLD 03-28-02 ACQUIRED	10,216.61	35,889.00	25,672.39-	SHARES · 2,100 00

EURONET WORLDWIDE INC
 COM COM

The Northern Trust Company
 50 South LaSalle Street, Chicago, Illinois 60675
 (312) 630-6000

THE LYNDE AND HARRY BRADLEY FOUNDATION
 WASATCH ADVISORS, INC

03135 ACCOUNT NO. 26-12454
 AAB

FEDERAL SCHEDULE OF GAINS AND LOSSES
 ACCOUNT TRANSACTIONS TAXABLE DURING THE PERIOD
 01-01-02 THROUGH 12-31-02

DESCRIPTION OF PROPERTY	DATE SOLD/ ACQUIRED	SALES PROCEEDS	COST BASIS	GAIN/LOSS
MAXIMUS INC COM SHARES	SOLD 10-15-02 ACQUIRED 03-28-02	860 97	2,990.75	2,129 78-
MAXIMUS INC COM SHARES	SOLD 10-15-02 ACQUIRED 07-30-02	9,051.61	10,982 39	1,930 78-
METRIS COS INC COM SHARES	SOLD 10-15-02 ACQUIRED 03-14-02	2,203 56	28,923 50	26,719.94-
MAXIMUS INC COM SHARES	SOLD 10-16-02 ACQUIRED 07-30-02	5,141.74	6,101 33	959.59-
METRIS COS INC COM SHARES	SOLD 10-16-02 ACQUIRED 03-14-02	978.27	11,569.40	10,591 13-
ALLIED CAP CORP NEW COM SHARES	SOLD 10-17-02 ACQUIRED 03-25-02	6,536 11	8,329 20	1,793 09-
LINCARE HLDGS INC COM SHARES	SOLD 10-17-02 ACQUIRED 03-25-02	300.00		

The Northern Trust Company
 50 South LaSalle Street, Chicago, Illinois 60675
 (312) 630-6000

THE LYNDE AND HARRY BRADLEY FOUNDATION
 WASATCH ADVISORS, INC.

03135 ACCOUNT NO 26-12454
 SS870 AAB

FEDERAL SCHEDULE OF GAINS AND LOSSES
 ACCOUNT TRANSACTIONS TAXABLE DURING THE PERIOD
 01-01-02 THROUGH 12-31-02

DESCRIPTION OF PROPERTY	DATE SOLD/ ACQUIRED	SALES PROCEEDS	COST BASIS	GAIN/LOSS
SHARES	SOLD 10-17-02 ACQUIRED 03-25-02	6,989 78	5,416 00	1,573 78
MAXIMUS INC COM				
SHARES: 175 00		3,650 30	4,270 93	620.63-
METRIS COS INC COM				
SHARES: 300.00	SOLD 10-17-02 ACQUIRED 03-14-02	595.21	6,941 64	6,346 43-
ALLIED CAP CORP NEW COM				
SHARES: 100 00	SOLD 10-18-02 ACQUIRED 03-25-02	2,123 47	2,763 92	640.45-
LINCARE HLDGS INC COM				
SHARES 650 00	SOLD 10-18-02 ACQUIRED 03-25-02	22,694 06	17,602.00	5,092 06
MAXIMUS INC COM				
SHARES 25.00	SOLD 10-18-02 ACQUIRED 07-30-02	520.92	610 13	89.21-
METRIS COS INC COM				

The Northern Trust Company
 50 South LaSalle Street, Chicago, Illinois 60675
 (312) 630-6000

03135 ACCOUNT NO 26-12454 THE LYNDE AND HARRY BRADLEY FOUNDATION
 SS870 AAB WASATCH ADVISORS, INC.

FEDERAL SCHEDULE OF GAINS AND LOSSES
 ACCOUNT TRANSACTIONS TAXABLE DURING THE PERIOD
 01-01-02 THROUGH 12-31-02

DESCRIPTION OF PROPERTY	DATE SOLD/ ACQUIRED	SALES PROCEEDS	COST BASIS	GAIN/LOSS
MEDQUIST INC COM SHARES: 250.00	SOLD 10-18-02 ACQUIRED 03-14-02	476.43	5,784.70	5,308.27-
MEDQUIST INC COM SHARES: 100.00	SOLD 10-21-02 ACQUIRED 03-25-02	1,804.87	2,993.31	1,188.44-
METRIS COS INC COM SHARES: 250.00	SOLD 10-21-02 ACQUIRED 03-14-02	487.68	5,784.70	5,297.02-
MEDQUIST INC COM SHARES: 100.00	SOLD 10-21-02 ACQUIRED 03-25-02	1,807.00	2,993.31	1,186.31-
ALLIED CAP CORP NEW COM SHARES: 100.00	SOLD 10-22-02 ACQUIRED 03-25-02	2,150.28	2,763.92	613.64-
ALLIED CAP CORP NEW COM SHARES: 75.00	SOLD 10-22-02 ACQUIRED 03-25-02	1,630.06	2,072.94	442.88-

The Northern Trust Company
 50 South LaSalle Street, Chicago, Illinois 60675
 (312) 630-6000

03135 ACCOUNT NO 26-12454 THE LYNDE AND HARRY BRADLEY FOUNDATION
 58870 AAB MASATCH ADVISORS, INC.

FEDERAL SCHEDULE OF GAINS AND LOSSES
 ACCOUNT TRANSACTIONS TAXABLE DURING THE PERIOD
 01-01-02 THROUGH 12-31-02

DESCRIPTION OF PROPERTY	DATE SOLD/ ACQUIRED	SALES PROCEEDS	COST BASIS	GAIN/LOSS
SHARES	10-22-02 SOLD 03-25-02 ACQUIRED	3,207.65	4,145.88	938.23-
ALLIED CAP CORP NEW COM				
SHARES:	10-22-02 SOLD 03-25-02 ACQUIRED	1,608.35	2,072.94	464.59-
EXPRESS SCRIPTS INC COM				
SHARES	10-22-02 SOLD 03-08-02 ACQUIRED	7,259.09	6,587.18	671.91
EXPRESS SCRIPTS INC COM				
SHARES:	10-22-02 SOLD 03-08-02 ACQUIRED	8,723.24	7,904.61	818.63
METRIS COS INC COM				
SHARES:	10-22-02 SOLD 03-07-02 ACQUIRED	582.63	2,771.25	2,388.62-
METRIS COS INC COM				
SHARES:	10-22-02 SOLD 03-14-02 ACQUIRED	1,530.50	11,569.40	10,038.90-
METRIS COS INC COM				
SHARES:	10-22-02 SOLD 03-07-02 ACQUIRED	733.37	5,542.50	4,809.13-
ALLIED CAP CORP NEW COM				

The Northern Trust Company

50 South LaSalle Street, Chicago, Illinois 60675
(312) 630-6000

03135 ACCOUNT NO 26-12454
SS870 AAB

THE LYNDE AND HARRY BRADLEY FOUNDATION
WASATCH ADVISORS, INC.

FEDERAL SCHEDULE OF GAINS AND LOSSES
ACCOUNT TRANSACTIONS TAXABLE DURING THE PERIOD
01-01-02 THROUGH 12-31-02

PAGE
59

<u>DESCRIPTION OF PROPERTY</u>			<u>DATE SOLD/ ACQUIRED</u>	<u>SALES PROCEEDS</u>	<u>COST BASIS</u>	<u>GAIN/LOSS</u>
SHARES.	50 00	SOLD	10-23-02	1,065 66	1,381 96	316.30-
		ACQUIRED	03-25-02			
EXPRESS SCRIPTS INC COM						
SHARES.	450 00	SOLD	10-23-02	24,561 34	23,713 83	847 51
		ACQUIRED	03-08-02			
FAIR ISAAC AND CO COM						
SHARES:	600.00	SOLD	10-23-02	20,966 97	25,522.00	4,555 03-
		ACQUIRED	03-07-02			
SHARES:	262 50	SOLD	10-23-02	9,173 04	11,242 00	2,068 96-
		ACQUIRED	03-14-02			
SHARES	187.50	SOLD	10-23-02	6,552 18	7,941 25	1,389 07-
		ACQUIRED	03-25-02			
METRIS COS INC COM						
SHARES.	625.00	SOLD	10-23-02	1,987 12	13,856.25	11,869 13-
		ACQUIRED	03-07-02			
MEDQUIST INC COM						
SHARES:	150 00	SOLD	10-23-02	2,253.16	4,489.97	2,236 81-
		ACQUIRED	03-25-02			
AMERIGROUP CORP COM						

1613

The Northern Trust Company
 50 South LaSalle Street, Chicago, Illinois 60675
 (312) 630-6000

03135 ACCOUNT NO 26-12454 THE LYNDE AND HARRY BRADLEY FOUNDATION
 SS870 AAB WASATCH ADVISORS, INC

FEDERAL SCHEDULE OF GAINS AND LOSSES
 ACCOUNT TRANSACTIONS TAXABLE DURING THE PERIOD
 01-01-02 THROUGH 12-31-02

DESCRIPTION OF PROPERTY	DATE SOLD/ ACQUIRED	SALES PROCEEDS	COST BASIS	GAIN/LOSS
SHARES; EXPRESS SCRIPTS INC COM	10-24-02 SOLD	2,906.30	2,634.87	271.43
SHARES; EXPRESS SCRIPTS INC COM	10-24-02 ACQUIRED	5,077.34	4,586.89	490.45
SHARES; MEDQUIST INC COM	10-24-02 SOLD	20,344.67	18,444.09	1,900.58
SHARES; MEDQUIST INC COM	10-24-02 ACQUIRED	13,655.97	24,305.99	10,650.02-
SHARES; MEDQUIST INC COM	10-24-02 SOLD	5,379.63	9,728.26	4,348.63-
SHARES; MEDQUIST INC COM	10-24-02 ACQUIRED	2,553.54	4,489.96	1,936.42-
SHARES; METRIS COS INC COM	10-24-02 SOLD	778.61	4,988.25	4,209.64-
SHARES; ALLIED CAP CORP NEW COM	10-24-02 SOLD			
SHARES; ALLIED CAP CORP NEW COM	03-07-02 ACQUIRED			

The Northern Trust Company
 50 South LaSalle Street, Chicago, Illinois 60675
 (312) 630-6000

THE LYNDE AND HARRY BRADLEY FOUNDATION
 WASATCH ADVISORS, INC

03135 ACCOUNT NO 26-12454
 AAB
 SS870

FEDERAL SCHEDULE OF GAINS AND LOSSES
 ACCOUNT TRANSACTIONS TAXABLE DURING THE PERIOD
 01-01-02 THROUGH 12-31-02

DESCRIPTION OF PROPERTY	DATE SOLD/ ACQUIRED	SALES PROCEEDS	COST BASIS	GAIN/LOSS
AMERIGROUP CORP COM SHARES	10-25-02 SOLD 03-25-02 ACQUIRED	5,238 67	6,909 80	1,671 13-
AMERIGROUP CORP COM SHARES:	10-25-02 SOLD 04-30-02 ACQUIRED	811 22	764 48	46 74
AMERIGROUP CORP COM SHARES	10-25-02 SOLD 04-30-02 ACQUIRED	4,034 00	3,822 41	211 59
MEDQUIST INC COM SHARES	10-25-02 SOLD 03-07-02 ACQUIRED	1,712 59	2,946.18	1,233.59-
MEDQUIST INC COM SHARES	10-25-02 SOLD 03-07-02 ACQUIRED	4,274 87	7,365 45	3,090.58-
THE MEN'S WEARHOUSE INC COMMON STOCK SHARES:	10-25-02 SOLD 03-07-02 ACQUIRED	7,895 55	14,507 25	6,611 70-
METRIS COS INC COM	10-25-02 SOLD 03-07-02 ACQUIRED			

The Northern Trust Company
 50 South LaSalle Street, Chicago, Illinois 60675
 (312) 630-6000

03135 ACCOUNT NO 26-12454 THE LYNDE AND HARRY BRADLEY FOUNDATION
 SS870 AAB WASATCH ADVISORS, INC.

FEDERAL SCHEDULE OF GAINS AND LOSSES
 ACCOUNT TRANSACTIONS TAXABLE DURING THE PERIOD
 01-01-02 THROUGH 12-31-02

DESCRIPTION OF PROPERTY	DATE SOLD/ ACQUIRED	SALES PROCEEDS	COST BASIS	GAIN/LOSS
SHARES: 250.00	SOLD 10-25-02 ACQUIRED 03-07-02	833 00	5,542 50	4,709.50-
PEDIATRIX MED GROUP COM				
SHARES: 25 00	SOLD 10-25-02 ACQUIRED 05-03-02	922.72	1,047 82	125 10-
PEDIATRIX MED GROUP COM				
SHARES 25 00	SOLD 10-25-02 ACQUIRED 05-03-02	921 28	1,047 82	126 54-
MEDQUIST INC COM				
SHARES: 300 00	SOLD 10-28-02 ACQUIRED 03-07-02	5,145 86	8,838.54	3,692 68-
THE MEN'S WEARHOUSE INC COMMON STOCK				
SHARES: 300.00	SOLD 10-28-02 ACQUIRED 03-07-02	4,104 23	7,569 00	3,464.77-
METRIS COS INC COM				
SHARES 225 00	SOLD 10-28-02 ACQUIRED 03-07-02	766 66	4,988.25	4,221.59-
MEDQUIST INC COM				

The Northern Trust Company
 50 South LaSalle Street, Chicago, Illinois 60675
 (312) 630-6000

THE LYNDE AND HARRY BRADLEY FOUNDATION
 WASATCH ADVISORS, INC

03135 ACCOUNT NO 26-12454
 AAB SS870

FEDERAL SCHEDULE OF GAINS AND LOSSES
 ACCOUNT TRANSACTIONS TAXABLE DURING THE PERIOD
 01-01-02 THROUGH 12-31-02

DESCRIPTION OF PROPERTY	DATE SOLD/ ACQUIRED	SALES PROCEEDS	COST BASIS	GAIN/LOSS
SHARES; MEDQUIST INC COM	SOLD 10-30-02 ACQUIRED 03-14-02	1,694.94	2,920.00	1,225.06-
SHARES; MEDQUIST INC COM	SOLD 10-30-02 ACQUIRED 03-07-02	3,813.72	6,628.90	2,815.18-
SHARES; MEDQUIST INC COM	SOLD 10-30-02 ACQUIRED 03-14-02	423.75	730.00	306.25-
SHARES; THE MEN'S WEARHOUSE INC COMMON STOCK	SOLD 10-31-02 ACQUIRED 03-14-02	11,875.14	20,440.00	8,564.86-
SHARES; METRIS COS INC COM	SOLD 11-01-02 ACQUIRED 03-07-02	6,141.06	10,722.75	4,581.69-
SHARES; PEDIATRIX MED GROUP COM	SOLD 11-01-02 ACQUIRED 03-07-02	731.05	5,542.50	4,811.45-
SHARES; ALLIED CAP CORP NEW COM	SOLD 11-01-02 ACQUIRED 05-03-02	5,010.92	5,239.10	228.18-

The Northern Trust Company
 50 South LaSalle Street, Chicago, Illinois 60675
 (312) 630-6000

THE LYNDE AND HARRY BRADLEY FOUNDATION
 WASATCH ADVISORS, INC.

FEDERAL SCHEDULE OF GAINS AND LOSSES
 ACCOUNT TRANSACTIONS TAXABLE DURING THE PERIOD
 01-01-02 THROUGH 12-31-02

03135 ACCOUNT NO 26-12454
 SS870 AAB

DESCRIPTION OF PROPERTY	DATE SOLD/ ACQUIRED	SALES PROCEEDS	COST BASIS	GAIN/LOSS
SHARES: ALLIED CAP CORP NEW COM	SOLD 11-01-02 ACQUIRED 03-25-02	8,399 74	11,055.69	2,655 95-
SHARES: METRIS COS INC COM	SOLD 11-04-02 ACQUIRED 03-25-02	6,926.16	8,982.75	2,056 59-
SHARES: METRIS COS INC COM	SOLD 11-04-02 ACQUIRED 03-07-02	717 72	4,988 25	4,270.53-
SHARES: METRIS COS INC COM	SOLD 11-04-02 ACQUIRED 03-07-02	398.73	2,771 25	2,372 52-
SHARES: METRIS COS INC COM	SOLD 11-04-02 ACQUIRED 03-07-02	158.49	1,108.50	950 01-
SHARES: PEDIAATRIX MED GROUP COM	SOLD 11-04-02 ACQUIRED 05-03-02	5,870.21	6,286.92	416.71-

The Northern Trust Company
 50 South LaSalle Street, Chicago, Illinois 60675
 (312) 630-6000

THE LYNDE AND HARRY BRADLEY FOUNDATION
 WASATCH ADVISORS, INC

03135 ACCOUNT NO. 26-12454
 AAB

FEDERAL SCHEDULE OF GAINS AND LOSSES
 ACCOUNT TRANSACTIONS TAXABLE DURING THE PERIOD
 01-01-02 THROUGH 12-31-02

DESCRIPTION OF PROPERTY	DATE SOLD/ ACQUIRED	SALES PROCEEDS	COST BASIS	GAIN/LOSS
ALLIED CAP CORP NEW COM				
SHARES:	11-05-02 SOLD	3,890.95	4,191.28	300 33-
	05-03-02 ACQUIRED			
AMKOR TECHNOLOGY INC COM				
SHARES:	11-06-02 SOLD	9,115 25	11,746 67	2,631 42-
	03-25-02 ACQUIRED			
AMKOR TECHNOLOGY INC COM				
SHARES:	11-06-02 SOLD	1,212 39	1,267.48	55 09-
	06-26-02 ACQUIRED			
AMKOR TECHNOLOGY INC COM				
SHARES:	11-06-02 SOLD	3,515.92	3,652 55	136 63-
	07-23-02 ACQUIRED			
AMKOR TECHNOLOGY INC COM				
SHARES:	11-06-02 SOLD	5,445.82	5,576.89	131 07-
	06-26-02 ACQUIRED			
AMKOR TECHNOLOGY INC COM				
SHARES:	11-06-02 SOLD	2,970 45	3,221.76	251.31-
	07-19-02 ACQUIRED			
AMKOR TECHNOLOGY INC COM				
SHARES:	11-06-02 SOLD	618.84	673.11	54.27-
	07-22-02 ACQUIRED			

The Northern Trust Company
 50 South LaSalle Street, Chicago, Illinois 60675
 (312) 630-6000

THE LYNDE AND HARRY BRADLEY FOUNDATION
 WASATCH ADVISORS, INC

FEDERAL SCHEDULE OF GAINS AND LOSSES
 ACCOUNT TRANSACTIONS TAXABLE DURING THE PERIOD
 01-01-02 THROUGH 12-31-02

DESCRIPTION OF PROPERTY	DATE SOLD/ ACQUIRED	SALES PROCEEDS	COST BASIS	GAIN/LOSS
SHARES: AMKOR TECHNOLOGY INC COM	SOLD 11-06-02 ACQUIRED 07-23-02	1,440 79	1,511.40	70 61-
SHARES: METRIS COS INC COM	SOLD 11-06-02 ACQUIRED 07-23-02	2,039.63	2,141 15	101 52-
SHARES: PEDATRIX MED GROUP COM	SOLD 11-06-02 ACQUIRED 03-07-02	769 97	5,542.50	4,772 53-
SHARES: PEDATRIX MED GROUP COM	SOLD 11-06-02 ACQUIRED 05-03-02	1,014 63	1,047 82	33 19-
SHARES: PEDATRIX MED GROUP COM	SOLD 11-06-02 ACQUIRED 05-03-02	4,044 85	4,191 28	146 43-
SHARES: ALLIED CAP CORP NEW COM	SOLD 11-07-02 ACQUIRED 03-25-02	4,243.15	5,527 84	1,284 69-

The Northern Trust Company
 50 South LaSalle Street, Chicago, Illinois 60675
 (312) 630-6000

THE LYNDE AND HARRY BRADLEY FOUNDATION
 WASATCH ADVISORS, INC.

03135 ACCOUNT NO. 26-12454
 AAB SS870

FEDERAL SCHEDULE OF GAINS AND LOSSES
 ACCOUNT TRANSACTIONS TAXABLE DURING THE PERIOD
 01-01-02 THROUGH 12-31-02

DESCRIPTION OF PROPERTY	DATE SOLD/ ACQUIRED	SALES PROCEEDS	COST BASIS	GAIN/LOSS
METRIS COS INC COM	11-07-02 SOLD	531 13	690 98	159 85-
SHARES:	25 00			
ACQUIRED	03-25-02			
ORTHODONTIC CTRS AMER INC COM	11-07-02 SOLD	521 48	3,879 75	3,358.27-
SHARES:	175.00			
ACQUIRED	03-07-02			
PEDIATRIX MED GROUP COM	11-07-02 SOLD	3,027 54	3,143.46	115 92-
SHARES:	75 00			
ACQUIRED	05-03-02			
ALLIED CAP CORP NEW COM	11-08-02 SOLD	1,576 69	2,072 94	496 25-
SHARES:	75.00			
ACQUIRED	03-25-02			
ALLIED CAP CORP NEW COM	11-08-02 SOLD	2,084.42	2,763 92	679 50-
SHARES:	100.00			
ACQUIRED	03-25-02			
AMKOR TECHNOLOGY INC COM	11-08-02 SOLD			

The Northern Trust Company
 50 South LaSalle Street, Chicago, Illinois 60675
 (312) 630-6000

THE LYNDE AND HARRY BRADLEY FOUNDATION
 WASATCH ADVISORS, INC

ACCOUNT NO. 26-12454
 AAB
 SS870 03135

FEDERAL SCHEDULE OF GAINS AND LOSSES
 ACCOUNT TRANSACTIONS TAXABLE DURING THE PERIOD
 01-01-02 THROUGH 12-31-02

DESCRIPTION OF PROPERTY	DATE SOLD/ ACQUIRED	SALES PROCEEDS	COST BASIS	GAIN/LOSS
SHARES	11-08-02 ACQUIRED 07-23-02	3,112.72	3,148.76	36.04-
SHARES,	11-08-02 SOLD 11-08-02	1,369.59	1,368.92	0.67
ANNUALY MGT MGMT INC COM				
SHARES,	11-08-02 SOLD 11-08-02	837.97	849.00	11.03-
METRIS COS INC COM				
SHARES	11-08-02 SOLD 11-08-02	439.48	3,325.50	2,886.02-
INTEGRATED CIRCUIT SYS INC COM NEW COM				
STK				
SHARES-	11-11-02 SOLD 11-11-02	7,444.41	7,055.30	389.11
PEDIATRIK MED GROUP COM				
SHARES	06-27-02 ACQUIRED 06-27-02			
AMKOR TECHNOLOGY INC COM				
SHARES	11-11-02 SOLD 11-11-02	3,761.23	4,191.28	430.05-
ACQUIRED 05-03-02				

The Northern Trust Company
 50 South LaSalle Street, Chicago, Illinois 60675
 (312) 630-6000

THE LYNDE AND HARRY BRADLEY FOUNDATION
 WASATCH ADVISORS, INC

FEDERAL SCHEDULE OF GAINS AND LOSSES
 ACCOUNT TRANSACTIONS TAXABLE DURING THE PERIOD
 01-01-02 THROUGH 12-31-02

DESCRIPTION OF PROPERTY	DATE SOLD/ ACQUIRED	SALES PROCEEDS	COST BASIS	GAIN/LOSS
SHARES: 3,100 00	SOLD 11-12-02 ACQUIRED 06-26-02	15,519.37	14,952.54	566.83
SHARES: 325 00	SOLD 11-12-02 ACQUIRED 07-23-02	1,627.03	1,617.82	9.21
SHARES: 175.00	SOLD 11-12-02 ACQUIRED 07-24-02	876.09	787.54	88.55
FAIR ISAAC AND CO COM				
SHARES: 25 00	SOLD 11-12-02 ACQUIRED 03-25-02	937.37	1,058.83	121.46-
FAIR ISAAC AND CO COM				
SHARES: 250.00	SOLD 11-12-02 ACQUIRED 03-25-02	9,367.81	10,588.34	1,220.53-
INTEGRATED CIRCUIT SYS INC COM NEW COM STK				
SHARES: 75 00	SOLD 11-12-02 ACQUIRED 06-27-02	1,649.99	1,511.85	138.14
SHARES: 25.00	SOLD 11-12-02 ACQUIRED 08-29-02	549.99	442.13	107.86
SHARES: 225.00	SOLD 11-12-02 ACQUIRED 08-30-02	4,949.96	4,012.30	937.66
ORTHODONTIC CIR AMER INC COM				

The Northern Trust Company
 50 South LaSalle Street, Chicago, Illinois 60675
 (312) 630-6000

THE LYNDE AND HARRY BRADLEY FOUNDATION
 WASATCH ADVISORS, INC

FEDERAL SCHEDULE OF GAINS AND LOSSES
 ACCOUNT TRANSACTIONS TAXABLE DURING THE PERIOD
 01-01-02 THROUGH 12-31-02

03135 ACCOUNT NO 26-12454
 SS870 AAB

DESCRIPTION OF PROPERTY	DATE SOLD/ ACQUIRED	SALES PROCEEDS	COST BASIS	GAIN/LOSS
SHARES · FAIR ISAAC AND CO COM	SOLD 11-12-02 ACQUIRED 03-25-02	3,143.18	8,229.21	5,086.03-
SHARES THE MEN'S WEARHOUSE INC COMMON STOCK	SOLD 11-14-02 ACQUIRED 03-25-02	4,795.43	5,294.16	498.73-
SHARES: THE MEN'S WEARHOUSE INC COMMON STOCK	SOLD 11-14-02 ACQUIRED 03-07-02	7,734.26	12,615.00	4,880.74-
SHARES: THE MEN'S WEARHOUSE INC COMMON STOCK	SOLD 11-14-02 ACQUIRED 03-07-02	1,952.39	3,153.75	1,201.36-
SHARES: METRIS COS INC COM	SOLD 11-14-02 ACQUIRED 03-07-02	7,610.16	58,196.25	50,586.09-
SHARES: UNITED RENTALS INC COM	SOLD 11-14-02 ACQUIRED 03-07-02	439.13	1,502.00	1,062.87-
SHARES ALLIED CAP CORP NEW COM	SOLD 11-14-02 ACQUIRED 03-08-02			

The Northern Trust Company
 50 South LaSalle Street, Chicago, Illinois 60675
 (312) 630-6000

THE LYNDE AND HARRY BRADLEY FOUNDATION
 WASATCH ADVISORS, INC

03135 ACCOUNT NO. 26-12454
 SS870 AAB

FEDERAL SCHEDULE OF GAINS AND LOSSES
 ACCOUNT TRANSACTIONS TAXABLE DURING THE PERIOD
 01-01-02 THROUGH 12-31-02

DESCRIPTION OF PROPERTY	DATE SOLD/ ACQUIRED	SALES PROCEEDS	COST BASIS	GAIN/LOSS
ALLIED CAP CORP NEW COM				
SHARES:				
SOLD	11-15-02	3,149.59	4,145.88	996.29-
ACQUIRED	03-25-02			
150 00				
ALLIED CAP CORP NEW COM				
SHARES:				
SOLD	11-15-02	3,160.45	4,096.29	935.84-
ACQUIRED	03-15-02			
150 00				
CABOT MICROELECTRONICS CORP COM				
SHARES:				
SOLD	11-15-02	6,847.63	8,982.75	2,135.12-
ACQUIRED	03-25-02			
325.00				
FAIR ISAAC AND CO COM				
SHARES:				
SOLD	11-15-02	55,629.28	51,125.36	4,503.92
ACQUIRED	06-06-02			
1,100.00				
THE MEN'S WEARHOUSE INC COMMON STOCK				
SHARES:				
SOLD	11-15-02	476.09	529.42	53.33-
ACQUIRED	03-25-02			
12 50				
THE MEN'S WEARHOUSE INC COMMON STOCK				
SHARES:				
SOLD	11-15-02	4,284.82	4,741.50	456.68-
ACQUIRED	03-26-02			
112 50				
THE MEN'S WEARHOUSE INC COMMON STOCK				
SHARES:				
SOLD	11-15-02	5,887.32	9,461.25	3,573.93-
ACQUIRED	03-07-02			
375 00				

The Northern Trust Company
 50 South LaSalle Street, Chicago, Illinois 60675
 (312) 630-6000

THE LYNDE AND HARRY BRADLEY FOUNDATION
 WASATCH ADVISORS, INC

ACCOUNT NO 26-12454
 AAB
 SS870

FEDERAL SCHEDULE OF GAINS AND LOSSES
 ACCOUNT TRANSACTIONS TAXABLE DURING THE PERIOD
 01-01-02 THROUGH 12-31-02

DESCRIPTION OF PROPERTY	DATE SOLD/ ACQUIRED	SALES PROCEEDS	COST BASIS	GAIN/LOSS
SHARES	SOLD 11-15-02	10,888 77	17,030.25	6,141.48-
SHARES	ACQUIRED 03-07-02			6,141.48-
SHARES	SOLD 11-15-02	8,872 33	13,586 16	4,713.83-
SHARES	ACQUIRED 03-14-02			4,713.83-
THE MEN'S WEARHOUSE INC COMMON STOCK				
SHARES	SOLD 11-15-02	1,938.97	3,153.75	1,214 78-
SHARES	ACQUIRED 03-07-02			1,214 78-
CABOT MICROELECTRONICS CORP COM				
SHARES	SOLD 11-18-02	8,195 72	6,971 64	1,224 08
SHARES	ACQUIRED 06-06-02			1,224 08
SHARES	SOLD 11-18-02	5,463 82	4,528 92	934.90
SHARES	ACQUIRED 06-07-02			934.90
SHARES	SOLD 11-18-02	10,927.63	9,024.98	1,902.65
SHARES	ACQUIRED 06-07-02			1,902.65
SHARES	SOLD 11-18-02	19,123 35	14,757.93	4,365.42
SHARES	ACQUIRED 06-14-02			4,365.42
METRIS COS INC COM				
SHARES	SOLD 11-18-02	2,127 23	15,253.00	13,125 77-
SHARES	ACQUIRED 03-25-02			13,125 77-

The Northern Trust Company
 50 South LaSalle Street, Chicago, Illinois 60675
 (312) 630-6000

THE LYNDE AND HARRY BRADLEY FOUNDATION
 WASATCH ADVISORS, INC.

03135 ACCOUNT NO 26-12454
 SS870 AAB

FEDERAL SCHEDULE OF GAINS AND LOSSES
 ACCOUNT TRANSACTIONS TAXABLE DURING THE PERIOD
 01-01-02 THROUGH 12-31-02

DESCRIPTION OF PROPERTY	DATE SOLD/ ACQUIRED	SALES PROCEEDS	COST BASIS	GAIN/LOSS
METRIS COS INC COM	11-18-02 SOLD 03-07-02 ACQUIRED	3,084.33	22,724.25	19,639.92-
SHARES ·				
1,025 00				
ALLIED CAP CORP NEW COM	11-18-02 SOLD 03-07-02 ACQUIRED	75 20	554.25	479 05-
SHARES ·				
25 00				
ALLIED CAP CORP NEW COM	11-18-02 SOLD 03-25-02 ACQUIRED	827.20	5,992 25	5,165 05-
SHARES ·				
275.00				
THE MEN'S WEARHOUSE INC COMMON STOCK	11-19-02 SOLD 03-15-02 ACQUIRED	2,688 25	3,413.57	725 32-
SHARES ·				
125 00				
ALLIED CAP CORP NEW COM	11-19-02 SOLD 03-14-02 ACQUIRED	5,670 42	8,645.73	2,975 31-
SHARES ·				
350.00				
AMKOR TECHNOLOGY INC COM	11-20-02 SOLD 03-15-02 ACQUIRED	2,704 21	3,413 57	709.36-
SHARES ·				
125.00				
CABOT MICROELECTRONICS CORP COM	11-20-02 SOLD 07-24-02 ACQUIRED	1,963.74	1,800.08	163 66
SHARES ·				
400.00				

The Northern Trust Company
 50 South LaSalle Street, Chicago, Illinois 60675
 (312) 630-6000

THE LYNDE AND HARRY BRADLEY FOUNDATION
 WASATCH ADVISORS, INC

FEDERAL SCHEDULE OF GAINS AND LOSSES
 ACCOUNT TRANSACTIONS TAXABLE DURING THE PERIOD
 01-01-02 THROUGH 12-31-02

03135 ACCOUNT NO 26-12454
 AAB

DESCRIPTION OF PROPERTY	DATE SOLD/ ACQUIRED	SALES PROCEEDS	COST BASIS	GAIN/LOSS
SHARES:	11-20-02 SOLD	10,720 92	8,384 96	2,335 96
SHARES:	11-20-02 SOLD	4,020 34	3,162.41	857 93
SHARES:	11-20-02 SOLD	2,680.23	2,037 47	642.76
FAIR ISAAC AND CO COM				
SHARES:	11-20-02 SOLD	8,983 97	9,483.00	499 03-
SHARES:	11-20-02 SOLD	1,996 44	2,098 33	101 89-
INTEGRATED CIRCUIT SYS INC COM NEW COM				
SHARES:	11-20-02 SOLD	11,777 14	8,841.10	2,936.04
SHARES:	11-20-02 SOLD	1,177.71	884 27	293 44
INVESTMENT TECHNOLOGY GROUP INC NEW COM				
SHARES	11-20-02 SOLD	5,435 83	10,597 54	5,161 71-
SHARES	11-20-02 SOLD	200 00		
ALLIED CAP CORP NEW COM				
ACQUIRED	03-28-02			

The Northern Trust Company
 50 South LaSalle Street, Chicago, Illinois 60675
 (312) 630-6000

THE LYNDE AND HARRY BRADLEY FOUNDATION
 WASATCH ADVISORS, INC.

03135 ACCOUNT NO 26-12454
 SS870 AAB

FEDERAL SCHEDULE OF GAINS AND LOSSES
 ACCOUNT TRANSACTIONS TAXABLE DURING THE PERIOD
 01-01-02 THROUGH 12-31-02

DESCRIPTION OF PROPERTY	DATE SOLD/ ACQUIRED	SALES PROCEEDS	COST BASIS	GAIN/LOSS
SHARES:	SOLD 11-21-02	6,480 07	8,192.58	1,712.51-
ACQUIRED 03-15-02				
ALLIED CAP CORP NEW COM				
SHARES:	SOLD 11-21-02	18,851.92	23,895 02	5,043.10-
ACQUIRED 03-15-02				
AMKOR TECHNOLOGY INC COM				
SHARES:	SOLD 11-21-02	4,826 99	3,985 06	841.93
ACQUIRED 07-25-02				
AMKOR TECHNOLOGY INC COM				
SHARES:	SOLD 11-21-02	1,397 29	1,134 07	263 22
ACQUIRED 07-26-02				
AMKOR TECHNOLOGY INC COM				
SHARES:	SOLD 11-21-02	1,932.50	1,686.68	245 82
ACQUIRED 07-03-02				
AMKOR TECHNOLOGY INC COM				
SHARES:	SOLD 11-21-02	4,251.51	3,712.66	538 85
ACQUIRED 07-24-02				
AMKOR TECHNOLOGY INC COM				
SHARES:	SOLD 11-21-02	1,803 67	1,468 18	335 49
ACQUIRED 07-25-02				
AMKOR TECHNOLOGY INC COM				
SHARES:	SOLD 11-21-02	1,546 00	1,324 50	221 50
ACQUIRED 07-26-02				

The Northern Trust Company
 50 South LaSalle Street, Chicago, Illinois 60675
 (312) 630-6000

THE LYNDE AND HARRY BRADLEY FOUNDATION
 WASATCH ADVISORS, INC.

FEDERAL SCHEDULE OF GAINS AND LOSSES
 ACCOUNT TRANSACTIONS TAXABLE DURING THE PERIOD
 01-01-02 THROUGH 12-31-02

03135 ACCOUNT NO. 26-12454
 SS870 AAB

DESCRIPTION OF PROPERTY	DATE SOLD/ ACQUIRED	SALES PROCEEDS	COST BASIS	GAIN/LOSS
SHARES: 675.00 SOLD 11-21-02 ACQUIRED 07-29-02 CABOT MICROELECTRONICS CORP COM		3,478 51	2,867 27	611.24
SHARES 100 00 SOLD 11-21-02 ACQUIRED 06-20-02 FAIR ISAAC AND CO COM		5,605.83	4,074 94	1,530 89
SHARES: 25 00 SOLD 11-21-02 ACQUIRED 04-16-02 INTEGRATED CIRCUIT SYS INC COM NEW COM		1,048 88	1,049 17	0 29-
SHARES 300.00 SOLD 11-21-02 ACQUIRED 04-29-02 INTEGRATED CIRCUIT SYS INC COM NEW COM		12,586 50	11,725.06	861 44
SHARES: 325.00 SOLD 11-21-02 ACQUIRED 08-28-02 INVESTMENT TECHNOLOGY GROUP INC NEW COM		8,009 38	5,734.57	2,274 81
SHARES: 125 00 SOLD 11-21-02 ACQUIRED 08-28-02 INVESTMENT TECHNOLOGY GROUP INC NEW COM		3,080 53	2,210 28	870 25
SHARES: 25 00 SOLD 11-21-02 ACQUIRED 03-14-02 INVESTMENT TECHNOLOGY GROUP INC NEW COM		720.73	1,285 31	564 58-

The Northern Trust Company
 50 South LaSalle Street, Chicago, Illinois 60675
 (312) 630-6000

THE LYNDE AND HARRY BRADLEY FOUNDATION
 WASATCH ADVISORS, INC.

03135 ACCOUNT NO. 26-12454
 AAB

FEDERAL SCHEDULE OF GAINS AND LOSSES
 ACCOUNT TRANSACTIONS TAXABLE DURING THE PERIOD
 01-01-02 THROUGH 12-31-02

DESCRIPTION OF PROPERTY	DATE SOLD/ ACQUIRED	SALES PROCEEDS	COST BASIS	GAIN/LOSS
THE MEN'S WEARHOUSE INC COMMON STOCK	11-21-02 ACQUIRED 03-28-02	12,973.05	23,844.47	10,871.42-
METRIS COS INC COM	11-21-02 ACQUIRED 03-14-02	12,538.93	17,909.02	5,370.09-
UNITED RENTALS INC COM	11-21-02 ACQUIRED 03-25-02	3,666.31	26,692.75	23,026.44-
ALLIED CAP CORP NEW COM	11-21-02 ACQUIRED 03-08-02	5,402.04	16,522.00	11,119.96-
ALLIED CAP CORP NEW COM	11-22-02 ACQUIRED 03-15-02	7,693.32	9,558.01	1,864.69-
AMKOR TECHNOLOGY INC COM	11-22-02 ACQUIRED 03-15-02	11,405.01	14,337.02	2,932.01-

The Northern Trust Company
 50 South LaSalle Street, Chicago, Illinois 60675
 (312) 630-6000

THE LYNDE AND HARRY BRADLEY FOUNDATION
 WASATCH ADVISORS, INC

03135 ACCOUNT NO. 26-12454
 AAB

FEDERAL SCHEDULE OF GAINS AND LOSSES
 ACCOUNT TRANSACTIONS TAXABLE DURING THE PERIOD
 01-01-02 THROUGH 12-31-02

DATE SOLD/ ACQUIRED	SALES PROCEEDS	COST BASIS	GAIN/LOSS	DESCRIPTION OF PROPERTY
11-22-02 SOLD	7,098.76	4,259.99	2,838.77	SHARES · AMKOR TECHNOLOGY INC COM
11-22-02 ACQUIRED				SHARES · AMKOR TECHNOLOGY INC COM
11-22-02 SOLD	2,685.11	1,616.57	1,068.54	SHARES · METRIS COS INC COM
11-22-02 ACQUIRED				SHARES · METRIS COS INC COM
11-22-02 SOLD	6,102.71	39,222.00	35,119.29-	SHARES · METRIS COS INC COM
11-22-02 ACQUIRED				SHARES · METRIS COS INC COM
11-22-02 SOLD	2,966.59	18,410.00	15,443.41-	SHARES · METRIS COS INC COM
11-22-02 ACQUIRED				SHARES · METRIS COS INC COM
11-22-02 SOLD	508.56	2,999.46	2,490.90-	SHARES · METRIS COS INC COM
11-22-02 ACQUIRED				SHARES · METRIS COS INC COM
11-22-02 SOLD	5,303.83	34,864.00	29,560.17-	SHARES · UNITED RENTALS INC COM
11-22-02 ACQUIRED				SHARES · UNITED RENTALS INC COM
11-22-02 SOLD	1,937.54	6,008.00	4,070.46-	SHARES · AMKOR TECHNOLOGY INC COM
11-22-02 ACQUIRED				SHARES · AMKOR TECHNOLOGY INC COM

The Northern Trust Company
 50 South LaSalle Street, Chicago, Illinois 60675
 (312) 630-6000

03135 ACCOUNT NO 26-12454 THE LYNDE AND HARRY BRADLEY FOUNDATION
 SS870 AAB WASATCH ADVISORS, INC

FEDERAL SCHEDULE OF GAINS AND LOSSES
 ACCOUNT TRANSACTIONS TAXABLE DURING THE PERIOD
 01-01-02 THROUGH 12-31-02

DESCRIPTION OF PROPERTY	DATE SOLD/ ACQUIRED	SALES PROCEEDS	COST BASIS	GAIN/LOSS
SHARES; METRIS COS INC COM	SOLD 11-25-02 ACQUIRED 07-26-02	2,422 80	1,340 27	1,082 53
SHARES; FIDELITY NATL FINL INC COM	SOLD 11-25-02 ACQUIRED 03-25-02	5,770.82	28,912.28	23,141 46-
SHARES; FIDELITY NATL FINL INC COM	SOLD 11-25-02 ACQUIRED 03-28-02	2,188.93	10,998.02	8,809 09-
SHARES; BISYS GROUP INC COM	SOLD 11-26-02 ACQUIRED 03-07-02	20,387.13	15,801 14	4,585 99
SHARES; BISHOP GROUP INC COM	SOLD 11-27-02 ACQUIRED 03-11-02	5,591 46	9,394 00	3,802 54-
SHARES; FAIR ISAAC AND CO COM	SOLD 11-27-02 ACQUIRED 03-25-02	2,541 57	4,232 50	1,690.93-
SHARES; FIDELITY NATL FINL INC COM	SOLD 11-27-02 ACQUIRED 04-29-02	14,380 81	12,702 15	1,678.66

The Northern Trust Company
 50 South LaSalle Street, Chicago, Illinois 60675
 (312) 630-6000

THE LYNDE AND HARRY BRADLEY FOUNDATION
 WASATCH ADVISORS, INC

03135 ACCOUNT NO 26-12454
 AAB

FEDERAL SCHEDULE OF GAINS AND LOSSES
 ACCOUNT TRANSACTIONS TAXABLE DURING THE PERIOD
 01-01-02 THROUGH 12-31-02

DESCRIPTION OF PROPERTY	DATE SOLD/ ACQUIRED	SALES PROCEEDS	COST BASIS	GAIN/LOSS
SHARES. LINCCARE HLDGS INC COM	11-27-02 SOLD 03-07-02 ACQUIRED	9,625.86	7,584.54	2,041.32
SHARES. LINCARE HLDGS INC COM	11-27-02 SOLD 03-14-02 ACQUIRED	7,401.71	6,026.24	1,375.47
SHARES	11-27-02 SOLD 03-19-02 ACQUIRED	822.41	671.00	151.41
SHARES: METRIS COS INC COM	11-27-02 SOLD 03-25-02 ACQUIRED	7,401.71	6,093.00	1,308.71
SHARES: METRIS COS INC COM	11-27-02 SOLD 03-25-02 ACQUIRED	18,519.44	79,758.00	61,238.56-
SHARES: METRIS COS INC COM	11-27-02 SOLD 03-25-02 ACQUIRED	9,838.45	30,748.75	20,910.30-
SHARES: METRIS COS INC COM	11-27-02 SOLD 04-17-02 ACQUIRED	1,620.45	4,788.07	3,167.62-
SHARES: METRIS COS INC COM	11-29-02 SOLD 03-15-02 ACQUIRED	2,779.91	3,413.57	633.66-
SHARES: METRIS COS INC COM	11-29-02 SOLD 03-15-02 ACQUIRED	125.00		
SHARES: METRIS COS INC COM	11-29-02 SOLD 03-15-02 ACQUIRED	125.00		
SHARES: METRIS COS INC COM	11-29-02 SOLD 03-15-02 ACQUIRED	125.00		

The Northern Trust Company
 50 South LaSalle Street, Chicago, Illinois 60675
 (312) 630-6000

THE LYNDE AND HARRY BRADLEY FOUNDATION
 ACCOUNT NO. 26-12454
 AAB
 SS870

FEDERAL SCHEDULE OF GAINS AND LOSSES
 ACCOUNT TRANSACTIONS TAXABLE DURING THE PERIOD
 01-01-02 THROUGH 12-31-02

DESCRIPTION OF PROPERTY	DATE SOLD/ ACQUIRED	SALES PROCEEDS	COST BASIS	GAIN/LOSS
AMERIGROUP CORP COM SHARES: 100.00	SOLD 11-29-02 ACQUIRED 04-30-02	2,860.01	3,057.93	197.92-
ANNALY MTG MGMT INC COM SHARES 1,550.00	SOLD 11-29-02 ACQUIRED 03-07-02	28,453.11	26,319.00	2,134.11
BISYS GROUP INC COM SHARES. 500.00	SOLD 11-29-02 ACQUIRED 03-25-02	10,108.14	16,930.00	6,821.86-
COPART INC COM SHARES: 325.00	SOLD 11-29-02 ACQUIRED 04-11-02	3,991.20	6,226.51	2,235.31-
EXPRESS SCRIPTS INC COM SHARES. 75.00	SOLD 11-29-02 ACQUIRED 03-08-02	3,823.38	3,952.30	128.92-
EXPEDITORS INTERNATIONAL WASHINGTON INC, COMMON STOCK				

1635

The Northern Trust Company
 50 South LaSalle Street, Chicago, Illinois 60675
 (312) 630-6000

THE LYNDE AND HARRY BRADLEY FOUNDATION
 WASATCH ADVISORS, INC

FEDERAL SCHEDULE OF GAINS AND LOSSES
 ACCOUNT TRANSACTIONS TAXABLE DURING THE PERIOD
 01-01-02 THROUGH 12-31-02

03135 ACCOUNT NO 26-12454
 AAB

DESCRIPTION OF PROPERTY	DATE SOLD/ ACQUIRED	SALES PROCEEDS	COST BASIS	GAIN/LOSS
SHARES: FIDELITY NATL FINL INC COM	SOLD 11-29-02 ACQUIRED 03-25-02	1,642 95	1,500.75	142 20
SHARES: GROUP 1 AUTOMOTIVE INC COM	SOLD 11-29-02 ACQUIRED 03-07-02	4,088 62	3,160 23	928 39
SHARES: INTEGRATED CIRCUIT SYS INC COM NEW COM STK	SOLD 11-29-02 ACQUIRED 03-13-02	1,772 94	3,057 47	1,284 53-
SHARES: LINGARE HLDGS INC COM	SOLD 11-29-02 ACQUIRED 08-28-02	3,520.54	2,646 72	873.82
SHARES: THE MEN'S WEARHOUSE INC COMMON STOCK	SOLD 11-29-02 ACQUIRED 03-14-02	821 72	669 58	152 14
SHARES: O REILLY AUTOMOTIVE INC COM	SOLD 11-29-02 ACQUIRED 03-14-02	1,938.94	2,470 21	531.27-

The Northern Trust Company
 50 South LaSalle Street, Chicago, Illinois 60675
 (312) 630-6000

THE LYNDE AND HARRY BRADLEY FOUNDATION
 WASATCH ADVISORS, INC

03135 ACCOUNT NO. 26-12454
 AAB SS870

FEDERAL SCHEDULE OF GAINS AND LOSSES
 ACCOUNT TRANSACTIONS TAXABLE DURING THE PERIOD
 01-01-02 THROUGH 12-31-02

DESCRIPTION OF PROPERTY	DATE SOLD/ ACQUIRED	SALES PROCEEDS	COST BASIS	GAIN/LOSS
PEDIATRIX MED GROUP COM	11-29-02 SOLD 03-08-02 ACQUIRED	9,218 02	9,941 00	722.98-
SHARES:				
RENT A CTR INC NEW COM	11-29-02 SOLD 05-03-02 ACQUIRED	5,047.34	5,239.10	191.76-
SHARES:				
RENAL CARE GROUP INC COM	11-29-02 SOLD 03-26-02 ACQUIRED	8,744.66	8,804.25	59.59-
SHARES:				
SAXON CAP INC COM	11-29-02 SOLD 03-25-02 ACQUIRED	3,184 90	3,297 78	112.88-
SHARES:				
SUNRISE ASSISTED LIVING INC COM	11-29-02 SOLD 06-26-02 ACQUIRED	951.72	1,192 48	240.76-
SHARES:				
THORNBURG MTG INC COM	11-29-02 SOLD 05-30-02 ACQUIRED	2,098 43	2,216 42	117.99-
SHARES				

The Northern Trust Company
 50 South LaSalle Street, Chicago, Illinois 60675
 (312) 630-6000

03135 ACCOUNT NO 26-12454 THE LYNDE AND HARRY BRADLEY FOUNDATION
 SS870 AAB WASATCH ADVISORS, INC.

FEDERAL SCHEDULE OF GAINS AND LOSSES
 ACCOUNT TRANSACTIONS TAXABLE DURING THE PERIOD
 01-01-02 THROUGH 12-31-02

DESCRIPTION OF PROPERTY	DATE SOLD/ ACQUIRED	SALES PROCEEDS	COST BASIS	GAIN/LOSS
TOLL BROS INC COM	11-29-02 SOLD 03-20-02 ACQUIRED	22,235.32	24,204.84	1,969.52-
UNITED RENTALS INC COM	11-29-02 SOLD 10-01-02 ACQUIRED	2,130.93	2,244.87	113.94-
UTSTARCOM INC COM	11-29-02 SOLD 03-08-02 ACQUIRED	4,612.11	14,269.00	9,656.89-
BISYS GROUP INC COM	11-29-02 SOLD 03-11-02 ACQUIRED	4,116.07	4,937.86	821.79-
THE MEN'S WEARHOUSE INC COMMON STOCK	12-02-02 SOLD 03-25-02 ACQUIRED	16,253.11	26,241.50	9,988.39-
FAIR ISAAC AND CO COM	12-02-02 SOLD 03-14-02 ACQUIRED	6,244.91	8,028.19	1,783.28-

The Northern Trust Company
 50 South LaSalle Street, Chicago, Illinois 60675
 (312) 630-6000

THE LYNDE AND HARRY BRADLEY FOUNDATION
 WASATCH ADVISORS, INC.

03135 ACCOUNT NO 26-12454
 AAB

SS870

FEDERAL SCHEDULE OF GAINS AND LOSSES
 ACCOUNT TRANSACTIONS TAXABLE DURING THE PERIOD
 01-01-02 THROUGH 12-31-02

DESCRIPTION OF PROPERTY	DATE SOLD/ ACQUIRED	SALES PROCEEDS	COST BASIS	GAIN/LOSS
SHARES: FAIR ISAAC AND CO COM	12-03-02 SOLD 04-29-02 ACQUIRED	5,353.82	4,885.44	468.38
THE MEN'S WEARHOUSE INC COMMON STOCK	12-03-02 SOLD 03-14-02 ACQUIRED	4,145.88	5,557.97	1,412.09-
SHARES:	12-03-02 SOLD 03-25-02 ACQUIRED	2,763.92	3,537.00	773.08-
THE MEN'S WEARHOUSE INC COMMON STOCK	12-04-02 SOLD 04-29-02 ACQUIRED	5,315.07	4,885.44	429.63
SHARES:	12-04-02 SOLD 03-25-02 ACQUIRED	6,598.53	8,842.50	2,243.97-
THE MEN'S WEARHOUSE INC COMMON STOCK	12-04-02 SOLD 03-25-02 ACQUIRED	880.57	1,179.00	298.43-
SHARES: AMKOR TECHNOLOGY INC COM	12-05-02 SOLD 07-26-02 ACQUIRED	2,706.80	1,958.85	747.95

The Northern Trust Company
 50 South LaSalle Street, Chicago, Illinois 60675
 (312) 630-6000

THE LYNDE AND HARRY BRADLEY FOUNDATION
 WASATCH ADVISORS, INC

03135 ACCOUNT NO. 26-12454
 AAB

FEDERAL SCHEDULE OF GAINS AND LOSSES
 ACCOUNT TRANSACTIONS TAXABLE DURING THE PERIOD
 01-01-02 THROUGH 12-31-02

DESCRIPTION OF PROPERTY	DATE SOLD/ ACQUIRED	SALES PROCEEDS	COST BASIS	GAIN/LOSS
AMKOR TECHNOLOGY INC COM				
SHARES ·	12-05-02 SOLD	5,698 52	3,507 50	2,191.02
	08-01-02 ACQUIRED			1,217.75
AMKOR TECHNOLOGY INC COM				
SHARES ·	12-06-02 SOLD	2,560 17	1,605 02	955 15
	08-02-02 ACQUIRED			
AMKOR TECHNOLOGY INC COM				
SHARES	12-06-02 SOLD	804.62	449 22	355 40
	08-05-02 ACQUIRED			
AMKOR TECHNOLOGY INC COM				
SHARES	12-06-02 SOLD	938.72	524 80	413.92
	08-06-02 ACQUIRED			
TOLL BROS INC COM				
SHARES	12-06-02 SOLD	6,039 84	6,686.67	646.83-
	10-02-02 ACQUIRED			
TOLL BROS INC COM				
SHARES ·	12-06-02 SOLD	503 32	538 88	35 56-
	10-03-02 ACQUIRED			

The Northern Trust Company
 50 South LaSalle Street, Chicago, Illinois 60675
 (312) 630-6000

03135 ACCOUNT NO 26-12454 THE LYNDE AND HARRY BRADLEY FOUNDATION
 SS870 AAB WASATCH ADVISORS, INC

FEDERAL SCHEDULE OF GAINS AND LOSSES
 ACCOUNT TRANSACTIONS TAXABLE DURING THE PERIOD
 01-01-02 THROUGH 12-31-02

DESCRIPTION OF PROPERTY	DATE SOLD/ ACQUIRED	SALES PROCEEDS	COST BASIS	GAIN/LOSS
SHARES, SOLD 12-06-02 250.00 ACQUIRED 10-01-02	12-06-02 10-01-02	5,018.64	5,612.18	593 54-
SHARES, SOLD 12-06-02 50.00 ACQUIRED 10-02-02	12-06-02 10-02-02	1,003.73	1,114.45	110 72-
RTS ALLIED CAPITAL EXP 11/21/02		1,858.78-		1,858 78-
#REORG/AMERIPATH INC CASH MERGER EFF 3/28/03 SHARES, SOLD 12-09-02 50.00 ACQUIRED 10-21-02	12-09-02 10-21-02	1,052.71	710.00	342 71
#REORG/AMERIPATH INC CASH MERGER EFF 3/28/03 SHARES, SOLD 12-09-02 400.00 ACQUIRED 10-21-02	12-09-02 10-21-02	8,404.78	5,680.00	2,724 78
#REORG/AMERIPATH INC CASH MERGER EFF 3/28/03 SHARES, SOLD 12-09-02 50.00 ACQUIRED 10-21-02	12-09-02 10-21-02	1,053.59	710.00	343 59
AMKOR TECHNOLOGY INC COM SHARES, SOLD 12-09-02 675.00 ACQUIRED 08-05-02	12-09-02 08-05-02	3,404.93	2,021.49	1,383 44
TOLL BROS INC COM				

The Northern Trust Company
 50 South LaSalle Street, Chicago, Illinois 60675
 (312) 630-6000

THE LYNDE AND HARRY BRADLEY FOUNDATION
 WASATCH ADVISORS, INC

FEDERAL SCHEDULE OF GAINS AND LOSSES
 ACCOUNT TRANSACTIONS TAXABLE DURING THE PERIOD
 01-01-02 THROUGH 12-31-02

DESCRIPTION OF PROPERTY	DATE SOLD/ ACQUIRED	SALES PROCEEDS	COST BASIS	GAIN/LOSS
SHARES, #REORG/AMERIPATH INC CASH MERGER EFF 3/28/03	12-09-02 SOLD 10-03-02 ACQUIRED	6,511 79	7,005.38	493 59-
SHARES, #REORG/AMERIPATH INC CASH MERGER EFF 3/28/03	12-10-02 SOLD 10-21-02 ACQUIRED	4,232 63	2,840.00	1,392.63
SHARES, #REORG/AMERIPATH INC CASH MERGER EFF 3/28/03	12-10-02 SOLD 10-21-02 ACQUIRED	1,059 63	710.00	349 63
SHARES, #REORG/AMERIPATH INC CASH MERGER EFF 3/28/03	12-10-02 SOLD 10-21-02 ACQUIRED	5,267 34	3,550 00	1,717.34
SHARES, #REORG/AMERIPATH INC CASH MERGER EFF 3/28/03	12-10-02 SOLD 10-21-02 ACQUIRED	1,053.96	710.00	343 96

The Northern Trust Company
 50 South LaSalle Street, Chicago, Illinois 60675
 (312) 630-6000

THE LYNDE AND HARRY BRADLEY FOUNDATION
 WASATCH ADVISORS, INC.

FEDERAL SCHEDULE OF GAINS AND LOSSES
 ACCOUNT TRANSACTIONS TAXABLE DURING THE PERIOD
 01-01-02 THROUGH 12-31-02

03135 ACCOUNT NO 26-12454
 AAB

SS870

DESCRIPTION OF PROPERTY	DATE SOLD/ ACQUIRED	SALES PROCEEDS	COST BASIS	GAIN/LOSS
AMKOR TECHNOLOGY INC COM				
SHARES:	12-10-02 SOLD	3,168.07	2,130.00	1,038.07
	10-21-02 ACQUIRED			
BISYS GROUP INC COM				
SHARES:	12-10-02 SOLD	129.70	72.50	57.20
	08-05-02 ACQUIRED			
SHARES:	12-10-02 SOLD	5,836.54	3,369.15	2,467.39
	08-05-02 ACQUIRED			
TOLL BROS INC COM				
SHARES:	12-10-02 SOLD	12,212.34	22,194.00	9,981.66-
	03-07-02 ACQUIRED			
SHARES:	12-10-02 SOLD	3,618.47	6,700.00	3,081.53-
	03-14-02 ACQUIRED			
SHARES:	12-10-02 SOLD	1,356.93	2,539.50	1,182.57-
	03-25-02 ACQUIRED			
TOLL BROS INC COM				
SHARES:	12-10-02 SOLD	1,981.32	1,616.62	135.30-
	10-03-02 ACQUIRED			

The Northern Trust Company
 50 South LaSalle Street, Chicago, Illinois 60675
 (312) 630-6000

THE LYNDE AND HARRY BRADLEY FOUNDATION
 WASATCH ADVISORS, INC

03135 ACCOUNT NO 26-12454
 SS870 AAB

FEDERAL SCHEDULE OF GAINS AND LOSSES
 ACCOUNT TRANSACTIONS TAXABLE DURING THE PERIOD
 01-01-02 THROUGH 12-31-02

DESCRIPTION OF PROPERTY	DATE SOLD/ ACQUIRED	SALES PROCEEDS	COST BASIS	GAIN/LOSS
SHARES ·	12-10-02 SOLD	1,471 99	1,602 90	130 91-
SHARES ·	12-10-02 ACQUIRED			289 26-
SHARES ·	12-10-02 SOLD	2,943 99	3,233 25	
SHARES ·	12-10-02 ACQUIRED			
#REORG/AMERIPATH INC CASH MERGER EFF 3/28/03				
SHARES ·	12-11-02 SOLD	1,588 83	1,065 00	523 83
SHARES ·	12-11-02 ACQUIRED			
#REORG/AMERIPATH INC CASH MERGER EFF 3/28/03				
SHARES	12-11-02 SOLD	1,060 66	710 00	350 66
SHARES ·	12-11-02 ACQUIRED			
#REORG/AMERIPATH INC CASH MERGER EFF 3/28/03				
SHARES ·	12-11-02 SOLD	3,181 97	2,130 00	1,051 97
SHARES ·	12-11-02 ACQUIRED			
#REORG/AMERIPATH INC CASH MERGER EFF 3/28/03				
SHARES ·	12-11-02 SOLD	2,122 03	1,420 00	702 03
SHARES ·	12-11-02 ACQUIRED			
ORTHODONTIC CTRS AMER INC COM				

The Northern Trust Company
 50 South LaSalle Street, Chicago, Illinois 60675
 (312) 630-6000

THE LYNDE AND HARRY BRADLEY FOUNDATION
 WASATCH ADVISORS, INC.

03135 ACCOUNT NO 26-12454
 AAB SS870

FEDERAL SCHEDULE OF GAINS AND LOSSES
 ACCOUNT TRANSACTIONS TAXABLE DURING THE PERIOD
 01-01-02 THROUGH 12-31-02

DESCRIPTION OF PROPERTY	DATE SOLD/ACQUIRED	SALES PROCEEDS	COST BASIS	GAIN/LOSS
TOLL BROS INC COM SHARES: 400 00	SOLD 12-11-02 ACQUIRED 03-25-02	4,075 87	10,972 28	6,896 41-
TOLL BROS INC COM SHARES: 250 00	SOLD 12-11-02 ACQUIRED 10-01-02	4,845 93	5,343 00	497 07-
SHARES: 175.00	SOLD 12-11-02 ACQUIRED 10-11-02	3,392.15	3,444 67	52.52-
SHARES: 25 00	SOLD 12-11-02 ACQUIRED 10-15-02	484 59	501 26	16 67-
SHARES: 100.00	SOLD 12-11-02 ACQUIRED 10-16-02	1,938 37	1,985 00	46 63-
TOLL BROS INC COM SHARES: 125 00	SOLD 12-12-02 ACQUIRED 10-11-02	2,472 17	2,460 47	11 70
TOLL BROS INC COM SHARES: 200 00	SOLD 12-12-02 ACQUIRED 10-11-02	3,946 54	3,936 76	9 78

BISYS GROUP INC COM

The Northern Trust Company
 50 South LaSalle Street, Chicago, Illinois 60675
 (312) 630-6000

THE LYNDE AND HARRY BRADLEY FOUNDATION
 WASATCH ADVISORS, INC

FEDERAL SCHEDULE OF GAINS AND LOSSES
 ACCOUNT TRANSACTIONS TAXABLE DURING THE PERIOD
 01-01-02 THROUGH 12-31-02

03135 ACCOUNT NO. 26-12454
 SS870 AAB

DESCRIPTION OF PROPERTY	DATE SOLD/ ACQUIRED	SALES PROCEEDS	COST BASIS	GAIN/LOSS
SHARES	SOLD 12-13-02	6,030.31	11,508.00	5,477.69-
BISYS GROUP INC COM	ACQUIRED 03-07-02			
SHARES	SOLD 12-13-02	4,307.02	8,220.00	3,912.98-
BISYS GROUP INC COM	ACQUIRED 03-07-02			
SHARES	SOLD 12-13-02	1,721.59	3,288.00	1,566.41-
BISYS GROUP INC COM	ACQUIRED 03-07-02			
SHARES	SOLD 12-16-02	2,121.82	4,110.00	1,988.18-
BISYS GROUP INC COM	ACQUIRED 03-07-02			
SHARES	SOLD 12-16-02	9,336.02	13,365.00	4,028.98-
FIDELITY NATL FINL INC COM	ACQUIRED 09-03-02			
SHARES	SOLD 12-18-02	8,797.06	6,952.50	1,844.56
FIDELITY NATL FINL INC COM	ACQUIRED 03-07-02			
SHARES	SOLD 12-18-02	21,557.43	17,065.23	4,492.20
FIDELITY NATL FINL INC COM	ACQUIRED 03-07-02			

The Northern Trust Company
 50 South LaSalle Street, Chicago, Illinois 60675
 (312) 630-6000

THE LYNDE AND HARRY BRADLEY FOUNDATION
 WASATCH ADVISORS, INC

03135 ACCOUNT NO 26-12454
 AAB
 SS870

FEDERAL SCHEDULE OF GAINS AND LOSSES
 ACCOUNT TRANSACTIONS TAXABLE DURING THE PERIOD
 01-01-02 THROUGH 12-31-02

DESCRIPTION OF PROPERTY		DATE SOLD/ACQUIRED	SALES PROCEEDS	COST BASIS	GAIN/LOSS	28% RATE
FIDELITY NATL FINL INC COM		12-19-02 SOLD	4,786 35	3,792 27	994 08	
SHARES		12-19-02 SOLD				
		03-07-02 ACQUIRED				
SUB-TOTAL			13,000,879 24	13,828,803 98	828,724 74-	
TOTAL SHORT TERM CAPITAL GAIN/LOSS-			13,000,079 24	13,828,803 98	828,724 74-	
FIDELITY NATL FINL INC COM		12-30-02 SOLD	14,875.38	11,376 82	3,498 56	
SHARES		12-30-02 SOLD				
		03-07-02 ACQUIRED				
SUB-TOTAL			13,000,879 24	13,828,803 98	828,724 74-	
TOTAL SHORT TERM CAPITAL GAIN/LOSS-			13,000,079 24	13,828,803 98	828,724 74-	
CSG SYS INTL INC COMMON STOCK		03-28-02 SOLD	127,601 60	122,582 68	5,018.92	0 00
SHARES		03-28-02 SOLD				
		06-22-99 ACQUIRED				
CSG SYS INTL INC COMMON STOCK		03-28-02 SOLD	121,801 53	112,200.06	9,601.47	0 00
SHARES		03-28-02 SOLD				
		06-23-99 ACQUIRED				
CSG SYS INTL INC COMMON STOCK		03-28-02 SOLD	11,600 15	9,862.52	1,737 63	0 00
SHARES		03-28-02 SOLD				
		06-24-99 ACQUIRED				

16491

The Northern Trust Company
 50 South LaSalle Street, Chicago, Illinois 60675
 (312) 630-6000

05135 ACCOUNT NO 26-12454

THE LYNDE AND HARRY BRADLEY FOUNDATION
 WASATCH ADVISORS, INC.

FEDERAL SCHEDULE OF GAINS AND LOSSES
 ACCOUNT TRANSACTIONS TAXABLE DURING THE PERIOD
 01-01-02 THROUGH 12-31-02

28% RATE
 GAIN/LOSS

DATE SOLD/ ACQUIRED	SALES PROCEEDS	COST BASIS	GAIN/LOSS	28% RATE GAIN/LOSS	DESCRIPTION OF PROPERTY
03-28-02 ACQUIRED 06-29-99	31,900.40	28,325.00	3,575.40	0.00	SHARES. SOLD 03-28-02 1,100.00 ACQUIRED 06-29-99
03-28-02 ACQUIRED 06-30-99	2,900.03	2,700.00	200.03	0.00	SHARES. SOLD 03-28-02 100.00 ACQUIRED 06-30-99
03-28-02 ACQUIRED 12-21-99	26,100.33	36,618.75	10,518.42-	0.00	SHARES. SOLD 03-28-02 900.00 ACQUIRED 12-21-99
03-28-02 ACQUIRED 12-22-99	49,300.62	68,082.28	18,781.66-	0.00	SHARES. SOLD 03-28-02 1,700.00 ACQUIRED 12-22-99
05-20-02 ACQUIRED 02-28-96	79,819.15	50,019.41	29,799.74	0.00	SHARES. SOLD 05-20-02 2,800.00 ACQUIRED 02-28-96
05-20-02 ACQUIRED 06-24-99	2,850.69	2,465.63	385.06	0.00	SHARES. SOLD 05-20-02 100.00 ACQUIRED 06-24-99
05-20-02 ACQUIRED 06-25-99	14,253.42	11,906.25	2,347.17	0.00	SHARES. SOLD 05-20-02 500.00 ACQUIRED 06-25-99
05-20-02 ACQUIRED 06-28-99	17,104.10	14,325.00	2,779.10	0.00	SHARES. SOLD 05-20-02 600.00 ACQUIRED 06-28-99
05-22-02 ACQUIRED 02-28-96	42,681.21	28,135.92	14,545.29	0.00	SHARES. SOLD 05-22-02 1,575.00 ACQUIRED 02-28-96

1648

The Northern Trust Company
 50 South LaSalle Street, Chicago, Illinois 60675
 (312) 630-6000

03135 ACCOUNT NO 26-12454 THE LYNDE AND HARRY BRADLEY FOUNDATION
 AAB WASATCH ADVISORS, INC.

FEDERAL SCHEDULE OF GAINS AND LOSSES
 ACCOUNT TRANSACTIONS TAXABLE DURING THE PERIOD
 01-01-02 THROUGH 12-31-02

PAGE 95

DATE SOLD/ ACQUIRED	SALES PROCEEDS	COST BASIS	GAIN/LOSS	28% RATE GAIN/LOSS	DESCRIPTION OF PROPERTY
05-22-02 SOLD	8,789 13	5,805.82	2,983.31	0 00	SHARES: 325.00 CSG SYS INTL INC COMMON STOCK
02-28-96 ACQUIRED					
05-22-02 SOLD	8,036 76	5,359 22	2,677 54	0.00	SHARES: 300 00 CSG SYS INTL INC COMMON STOCK
02-28-96 ACQUIRED					
05-22-02 SOLD	59,150.53	29,840.00	39,310 53	0.00	SHARES: 2,208 00 CSG SYS INTL INC COMMON STOCK
03-07-96 ACQUIRED					
05-22-02 SOLD	19,877 58	7,883.75	11,993 83	0.00	SHARES: 742 00 CSG SYS INTL INC COMMON STOCK
03-11-96 ACQUIRED					
05-23-02 SOLD	22,679.14	8,765 62	13,913 52	0.00	SHARES: 825.00 CSG SYS INTL INC COMMON STOCK
03-11-96 ACQUIRED					
05-29-02 SOLD	16,539 47	6,725.63	9,813 84	0.00	SHARES: 633 00 CSG SYS INTL INC COMMON STOCK
03-11-96 ACQUIRED					
05-29-02 SOLD	10,242 46	1,127.94	9,114 52	0 00	SHARES: 392 00 CSG SYS INTL INC COMMON STOCK
10-11-96 ACQUIRED					

6491

The Northern Trust Company
 50 South LaSalle Street, Chicago, Illinois 60675
 (312) 630-6000

THE LYNDE AND HARRY BRADLEY FOUNDATION
 MASATCH ADVISORS, INC

03135 ACCOUNT NO. 26-12454
 SS870 AAB

FEDERAL SCHEDULE OF GAINS AND LOSSES
 ACCOUNT TRANSACTIONS TAXABLE DURING THE PERIOD
 01-01-02 THROUGH 12-31-02

28% RATE
 GAIN/LOSS

0 00

44,847 22

5,467 06

50,314 28

SOLD 05-30-02
 ACQUIRED 10-11-96

SHARES 1,900 00

CSG SYS INTL INC COMMON STOCK

SHARES:

275 00

SOLD 05-31-02
 ACQUIRED 10-11-96

7,464 86

791 29

6,673.57

0 00

CSG SYS INTL INC COMMON STOCK

SHARES:

800 00

SOLD 06-03-02
 ACQUIRED 10-11-96

20,674 97

2,301 92

18,373.05

0 00

CSG SYS INTL INC COMMON STOCK

SHARES:

1,675 00

SOLD 06-04-02
 ACQUIRED 10-11-96

42,554 26

4,819 64

37,734.62

0.00

FIRST HEALTH GROUP CORP COM

SHARES

1,950 00

SOLD 06-19-02
 ACQUIRED 05-22-01

57,172 47

51,574 87

5,597 60

0 00

FIRST HEALTH GROUP CORP COM

SHARES:

200 00

SOLD 07-09-02
 ACQUIRED 05-22-01

5,470 59

5,289 73

180 86

0 00

FIRST HEALTH GROUP CORP COM

0591
 16591

The Northern Trust Company
 50 South LaSalle Street, Chicago, Illinois 60675
 (312) 630-6000

THE LYNDE AND HARRY BRADLEY FOUNDATION
 WASATCH ADVISORS, INC.

03135 ACCOUNT NO 26-12454
 SS870 AAB

FEDERAL SCHEDULE OF GAINS AND LOSSES
 ACCOUNT TRANSACTIONS TAXABLE DURING THE PERIOD
 01-01-02 THROUGH 12-31-02

PAGE 97

DATE SOLD/ ACQUIRED	SALES PROCEEDS	COST BASIS	GAIN/LOSS	28% RATE GAIN/LOSS	DESCRIPTION OF PROPERTY
07-10-02 SOLD 05-22-01 ACQUIRED	8,071.31	7,934.59	136.72	0.00	FIRST HEALTH GROUP CORP COM SHARES: 300 00
07-10-02 SOLD 05-22-01 ACQUIRED	5,303.32	5,289.73	13.59	0.00	FIRST HEALTH GROUP CORP COM SHARES: 200 00
07-11-02 SOLD 05-22-01 ACQUIRED	12,980.35	13,224.33	243.98-	0.00	FIRST HEALTH GROUP CORP COM SHARES: 500 00
07-11-02 SOLD 05-22-01 ACQUIRED	7,079.77	7,273.38	193.61-	0.00	FIRST HEALTH GROUP CORP COM SHARES: 275.00
07-11-02 SOLD 05-22-01 ACQUIRED	5,141.84	5,289.73	147.89-	0.00	FIRST HEALTH GROUP CORP COM SHARES: 200 00
07-12-02 SOLD 05-22-01 ACQUIRED	18,614.04	18,514.05	99.99	0.00	FIRST HEALTH GROUP CORP COM SHARES: 700.00

1.591

*** SUMMARY REPORT ***

SHORT TERM GAINS AND LOSSES

NET SHORT TERM CAPITAL GAINS AND LOSSES 828,724 74-

TOTAL SHORT TERM CAPITAL GAINS AND LOSSES 828,724 74-

LONG TERM GAINS AND LOSSES

NET LONG TERM CAPITAL GAINS AND LOSSES - 20 % 238,034 37

NET L/T CAPITAL GAIN-QUALIFIED 5-YEAR GAIN 0 00

SUB TOTAL LONG TERM GAINS AND LOSSES 238,034 37

TOTAL LONG TERM CAPITAL GAINS AND LOSSES 238,034 37

SECTION 1250 GAINS AND LOSSES - 25 % 0 00

(590,690.37) page day

The Lynde and Harry Bradley Foundation, Inc.
Form 990-PF Part VII-B Line 5C

39-6037928
12/31/2002

EXCEPTION TO TAX ON TAXABLE EXPENDITURES

Pursuant to the exception to tax on taxable expenditures contained in Section 4945(d)(4)(B) of the Internal Revenue Code, the granting foundation hereby discloses the following:

The Bradley Foundation has exercised expenditure accounting responsibility with respect to the following grants paid in 2000

<u>Grantee</u>	<u>Amount</u>	<u>Date</u>
FOREIGN		
Blagovest Media	\$12,000	11/15/02
Centre for Independent Studies	\$30,000	8/29/02
Committee for Cultural Collaboration	\$30,000	8/9/02
Council for Inter-Religious Dialogue	\$20,000	8/9/02
Kirche-in-Not	\$25,000	8/9/02
Libro Libre	\$25,000	10/10/02
Pontifical Council for Justice and Peace	\$25,000	10/10/02
Pontifical Institute of Arabic and Islamic Studies	\$25,000	4/30/02
PRIVATE OPERATING FOUNDATIONS		
Foundation for Education Reform & Accountability	\$50,000	9/10/02
Foundation for Education Reform & Accountability	\$50,000	10/10/02
Samaritan Inn Foundation	\$25,000	3/6/02
PRIVATE FOUNDATIONS		
Encounter for Culture and Education, Inc	\$125,000	1/21/02
Encounter for Culture and Education, Inc	\$125,000	2/11/02
Encounter for Culture and Education, Inc	\$50,000	3/6/02
Encounter for Culture and Education, Inc.	\$75,000	4/10/02
Encounter for Culture and Education, Inc	\$50,000	5/10/02
Encounter for Culture and Education, Inc	\$50,000	6/10/02
Encounter for Culture and Education, Inc	\$50,000	7/25/02
Encounter for Culture and Education, Inc	\$50,000	8/9/02
Encounter for Culture and Education, Inc	\$50,000	9/10/02

Encounter for Culture and Education, Inc.	\$50,000	9/20/02
Encounter for Culture and Education, Inc	\$110,000	10/10/02
Encounter for Culture and Education, Inc	\$110,000	11/15/02
Encounter for Culture and Education, Inc	\$50,000	12/6/02
Encounter for Culture and Education, Inc	\$50,000	12/16/02
Phillips Foundation, Inc.	\$50,000	3/6/02
Youth and Aviation, Inc	\$2,500	11/15/02

SPONSORED

Mathcounts

(Engineers Foundation of Wisconsin, Inc)	\$1,000	2/20/02
---	---------	---------

and in accordance with Section 4945(h) has exerted all reasonable efforts and has established adequate procedures.

- 1 to see that the grant is spent solely for the purpose for which it was made,
- 2 to obtain full and detailed reports from the grantee on how the funds are spent, and
3. to make full and detailed reports with respect to such expenditures as required by Section 4945(h)(3)

and to the knowledge of the Foundation, and based on the reports furnished by the grantees, no part of the grants have been used for other than their intended purposes

Grantee and Purpose	Grant ID#	Date Awarded	Amount of Grant	Amount Paid	Date Paid	Date of Status Report	Amount Reported as Expended by Grantee	Comments	Expenditure Accounting Completed
FOREIGN									
Blagovest Media St. Petersburg Russia To support the purchase of equipment and the production of a documentary	996846	10/30/02	\$12 000	\$12 000	11/15/02	1/22/03	\$12 000 00	Request sent 1/15/03 All funds expended	YES
The Centre for Independent Studies St. Leonards Australia To support general operations	995468	6/4/02	\$30 000	\$30 000	8/29/02	02/17/03 08/09/03	\$7 500 00 \$30 000 00	Request sent 1/15/03 Report states \$7 500 expended Follow up on \$22 500 balance 7/24/03 8/9/03 report states all funds expended	YES
Committee for Cultural Collaboration Vatican City To support scholarships for Bulgarian Orthodox students	995683	6/4/02	\$30 000	\$30 000	8/9/02	02/28/03	\$30 000 00	Request sent 1/15/03 to Fabrzi Report received all funds expended	YES
Council for Inter-Religious Dialogue Vatican City To support the meeting fund	995683	6/4/02	\$20 000	\$20 000	8/9/02	02/10/03	\$20 000 00	Request sent 1/15/03 to Fitzgerald Report received all funds expended	YES
Kirch-In-Not Konigstein Germany To support the purchase of equipment for a mobile van in SAT 7's Beirut station	995809	6/4/02	\$25 000	\$25 000	8/9/02	1/21/03	\$25 000 00	Request sent 1/15/03 Report received all funds expended	YES
Libro Libre Escazu Costa Rica To support general operations	996143	8/22/02	\$25 000	\$25 000	10/10/02	01/22/03 07/28/03	\$0 00 \$66 43	Request sent 1/15/03 Report received nothing spent Follow up sent 7/24/03 Report received Follow up on \$24,933 57 balance at year end	
Pontifical Council for Justice and Peace Vatican City To support a conference in Czeslochowa Poland on "Social Thought and Action of the Church in Central and Eastern Europe"	996145	8/22/02	\$25 000	\$25 000	10/10/02			Request sent 1/15/03 follow up sent 7/24/03	
Pontifical Institute of Arabic and Islamic Studies Vatican City To support the Bradley Lecture and general program activities	995288	2/19/02	\$25 000	\$25 000	4/30/02	01/30/03	\$25 000 00	Request sent 1/15/03 Report received all funds expended	YES

Grantee and Purpose	Grant ID#	Date Awarded	Amount of Grant	Amount Paid	Date Paid	Date of Status Report	Amount Reported as Expended by Grantee	Comments	Expenditure Accounting Completed
PRIVATE OPERATING FOUNDATIONS									
Empire Foundation for Policy Research Clifton Park NY To support general operations	996324	8/22/02	\$100 000	\$50 000 \$50,000 \$100 000	9/10/02 10/10/02	08/05/03	\$100 000 00	Request sent 1/15/03 follow up sent 7/24/03 Report received all funds expended	YES
PRIVATE FOUNDATIONS									
Encounter for Culture and Education Inc. Milwaukee WI To support an educational book project	994067	1/14/02	\$1,000 000	\$1 000 000	Monthly	06/24/03	\$1 000 000 00	Request sent 1/15/03 Report received all funds expended	YES
Phillips Foundation Inc. Potomac, MD To support the Journalism Fellowship program	995082	2/19/02	\$50,000	\$50 000	3/6/02	2/18/03 08/07/03	\$14 759 50 \$39 823 50	Request sent 1/15/03 Report received follow up on \$35,240 50 balance sent 7/24/03 Report received followup on \$10 176 50 balance at year end	
Youth and Aviation, Inc. Milwaukee, WI To support the general operations	996393	11/12/02	\$2 500	\$2 500	11/15/02	12/17/2002	\$2 500 00	Request sent 1/15/03 Report received, all funds expended	YES
MISCELLANEOUS None									
SPONSORED									
MATHCOUNTS Engineers Foundation of Wisconsin Inc Milwaukee WI To support the Mathcounts competition	994933	2/19/02	\$1 000	\$1 000	2/20/02	09/08/03	\$1 000 00	Request sent 1/15/03 follow up sent 7/24/03 Report received, all funds expended	YES

Form 990-PF, Page 6, Part VIII, Compensation
Part VIII, Line 1 Stmt

(a) Name and address	(b) Title, and average hours per week devoted to position	(c) Compensation (If not paid, enter -0-)	(d) Contributions to employee benefit plans and deferred compensation	(e) Expense account, other allowances
W. Armstrong Denver, Colorado	Director 1	29,500	0	0
J. R. Coleman Madison, WI	Director 1	43,875	0	0
T. Considine Englewood, CO	Director 1	36,607	0	0
P. DuPont Wilmington, DE	Director 1	26,500	0	0
J. C. LaForce Pauma Valley, CA	Director 1	21,696	0	0
I. A. Rader - Retired 2002 San Diego, CA	Director 1	19,571	0	0
T. L. Rhodes New York, NY	Chairman & Direc 18	52,446	0	0
W. J. Roper - Retired 2002 Milwaukee, WI	Director 1	34,339	0	0
T. Smallwood Milwaukee, WI	Secretary & Dire 5	31,107	0	0
Brother B. Smith Milwaukee, WI	Director 1	36,375	0	0
A. Taylor - Retired 2002 Milwaukee, WI	Director 1	55,393	0	0
D. V. Uihlein Milwaukee, WI	Director 1	45,375	0	0
Michael W. Grebe* Milwaukee, WI	Director 1	25,958	0	0
Total		<u>458,742</u>	<u>0</u>	<u>0</u>

*Partial year only. Hired as President in 2002 and is not eligible for compensation as a director.

The Lynde and Harry Bradley Foundation, Inc 39-6037928

Form 990-PF, Page 6, Part VIII, Compensation

Part VIII, Line 1 Stmt

Retired/Former Officers, Directors, Trustees Compensation	(c) <u>Compensation</u> <u>Retirement/Deferred</u>	(d) <u>Contributions to employee</u> <u>benefit plans and deferred compensation</u>
<hr/> I A Rader Former Chairman San Diego, CA and Director <hr/>	\$185,836	\$25,897

1 List all officers, directors, trustees, foundation managers and their compensation (see instructions)

(a) Name and Address	(d) Contributions to employee benefit plans - payments made for medical, dental and vision insurance and flexible medical account
Michael W Grebe - Milwaukee, WI	5,318 00
Daniel P Schmidt - Wauwatosa, WI	21,291 00
Robert N Berkopec - Franklin, WI	9,964 00
W Armstrong - Denver, CO	0 00
J R Coleman - Madison, WI	0 00
T Considine - Englewood, CO	0 00
P DuPont - Wilmington, DE	0 00
J C LaForce - Pauma Valley, CA	0 00
I A Rader - San Diego, CA	0 00
T L Rhondes - New York, NY	0 00
W J Roper - Milwaukee, WI	0 00
T Smallwood - Milwaukee, WI	0 00
A Taylor - Milwaukee, WI	0 00
D V Uihlein - Milwaukee, WI	0 00

2 Compensation of five highest-paid employees (other than those included on line 1 - see instructions) If none, enter "None"

(a) Name and Address	(d) Contributions to employee benefit plans - payments made for medical, dental and vision insurance and flexible medical account
William Schambra - Alexandria, VA	21,331 00
Dianne Sehler - Bayside, WI	20,948 00
Kelly Ambrose - Milwaukee, WI	7,155 00
Michael Uhlmann - Milwaukee, WI	7,577 00
Cynthia Friauf - Milwaukee, WI	19,216 00
Total number of other employees paid over \$50,000	3