












Epson Projector Range

Reseller Guide October 2015



-  Ultra portable
-  Portable
-  Meeting room
-  3D
-  Short throw
-  Ultra-short-throw
-  Ultra-short-throw interactive
-  Large meeting room
-  Installation
-  Large venue install
-  Home

KEY TECHNOLOGIES

Equal White and Colour Light Output



Epson projectors use 3LCD technology that delivers equal White and Colour Light Output, for consistently true-to-life images and rich colours that are **up to three times brighter** than 1-chip DLP projectors*1.

The official measure of colour brightness

Colour Light Output is a metric that measures a projector's ability to deliver colour. Developed by colour scientists using the same approach as White Light Output (Brightness) measurement, Colour Light Output provides a simple, accurate and easy-to-understand way to evaluate projector colour performance. All Epson projectors have the same White Light Output measurement as their Colour Light Output.

x	x	x
x	x	x
x	x	x

Brightness (or White Light Output) measures the total amount of white light projected in lumens on a nine-point grid.



Colour Light Output uses 3 sets of a nine-point grid to measure the primary colours - red, green and blue.

For more information please visit www.epson.eu/clo

SOFTWARE SOLUTIONS

Epson iProjection App



Epson iProjection is an intuitive mobile projection app for both iOS and Android devices, available to download for free from App Store or Google Play. iProjection makes it easy to wirelessly present documents*, images and web pages from your smart devices using any Epson projector with Network Projection capability.

Bring emphasis to any projected image, document or web page. The built-in annotation button enables you to use a pen, highlighter or eraser, with colour and opacity options, to highlight and write notes over the projected image in real-time viewing.

For more information please visit www.epson.eu/iprojection

Epson EasyMP™

EasyMP™

Advanced networking and software features

Network Monitor - This comprehensive projector software allows you to control a fleet of up to 1,024 projectors, allowing status checks, remote management and scheduled switch on/off across a network.

Network Projection - Allows your desktop screen and to be transmitted across a wired or wireless network to as many as four projectors simultaneously - perfect for images, documents and presentations.

Multi-PC Projection - Allows up to 50 users (depending on model) to connect to one projector at the same time, with up to four users' screens displayed at once.

The latest models also support a Moderator function, allowing a teacher or host to control the session, as well access from smart devices via iProjection.

Slide Converter - Convert slideshow presentations into a format viewable via USB memory.

Epson Easy Interactive Tools



Easy Interactive Tools is Epson's free annotation software package for use with Epson interactive projectors.

This easy-to-use and intuitive software allows an interactive pen, or fingers on our latest models, to be used to navigate, select, scroll, draw and interact with projected content. This can then be saved and re-loaded for future lessons or meetings.

* Supports cloud storage services such as Dropbox

GLOSSARY

Resolution and aspect

The native resolution is the number of distinct pixels in each dimension that can be displayed. This is stated as the number of columns and rows of pixels creating the display, e.g. 1280 x 800 (WXGA). The greater the resolution, the greater the detail and sharpness in the projected image. The ratio of horizontal to vertical lines also gives the native aspect ratio. In this instance 1280 x 800 equates to a native aspect ratio of 16:10. It is best to match the input signal resolution to the projector's output resolution where possible to achieve the best image.

Contrast ratio

The degree of difference between the lightest and darkest areas of the projected image. A high contrast ratio is particularly important for Home Cinema products.

Throw ratio

The projection distance divided by the width of the projected image. A smaller throw ratio will enable large projection sizes from a shorter distance. The range of throw ratios for any given projector will also depend on the range of its zoom capability.

Zoom

A zoom capability provides flexibility when installing a projector as the throw distance for a specific image size does not have to be fixed. The wider the zoom range, the greater the flexibility. Digital zoom uses a compression of the image to adjust the image size, whereas optical zoom is preferable, because it uses the optics of the projector and ensures no loss of image quality.

Epson Throw Distance Calculator

Deciding which projector is suitable for a particular installation can be difficult, and installers must take into account factors such as the required screen size and aspect, the available throw distance and mounting position. Epson provide help for this process with an online Throw Distance Calculator. This enables any Epson projector to be selected from simple drop down lists and all the vital measurements can then be calculated. Just visit:

<http://support.epson-europe.com/TDC>

Keystone correction

A digital image adjustment used to realign the image when projected at an angle to the screen, producing a rectangular image rather than a 'keystone' shape. On some models this is available for horizontal correction as well as vertical, while more advanced models have the ability to make these corrections automatically.

Lens shift

A feature of high-end products, this is a physical adjustment of the lens position to allow an image to be moved horizontally or vertically with no loss of image quality, perfect for easy installation.

USB display

Across all of the Epson portable, desktop and short throw ranges, 3-in-1 USB display enables simple plug-and-play capability. One USB cable can be used for image, audio and control. This saves time when making a connection, as the computer image should automatically be displayed, and prevents the need for multiple cables.

Warranty

To ensure customer satisfaction and complete peace of mind, Epson boast a market leading service organisation. All business and home cinema projectors in this guide are covered by a minimum of two years hardware and one year lamp warranty. For exact details of each model and to see options for warranty extension please visit **www.epson.eu/warranty**

ADVANCED FEATURES

3D

Projectors equipped to display 3D contents, viewable with either passive or active 3D glasses, depending on model. All popular formats can be displayed with no need for an add-on converter.

Auto calibration

Epson's interactive projectors offer the ability to automatically calibrate the interactive surface area. With just a couple of clicks an interactive workspace can be calibrated without needing to perform a lengthy manual process.

Auto lamp dimming

This feature analyses the incoming signal and adjusts the brightness of the lamp accordingly, helping to reduce power consumption.

Auto screen fit

This feature allows a projector to be roughly set up in front of a framed screen, and with a simple press of the 'Screen Fit' button, the image is aligned perfectly to the screen borders for quick and easy set up.

Copy OSD settings

A feature that allows the cloning of the projectors OSD menu settings like user logo and colour mode via a USB thumb drive or USB-B cable, to transfer to other compatible projectors in the environment.

Curved surface and corner wall correction

Enhanced geometric correction capability allowing large images to be wrapped around curved surfaces or corners, creating engaging displays in innovative spaces.

DCDi by Faroudja

A sophisticated video processing chip that offers advanced diagonal line interpolation, helping to eliminate jagged edges, enabling sharp, finely detailed images and smooth, life-like motion.

Detail enhancement

Improve perceived detail with processing that enhances the contrast and texture of content.

DICOM simulation

This dedicated colour mode is designed to show off the best greyscale range – perfect for viewing medical images such as X-rays (cannot be used for diagnostic purposes).

Edge blending

Built-in ability to use multiple projectors vertically or horizontally for one giant display. Edge blending manages the overlaps between projectors to produce seamless large scale images.

Look out for additional features that further improve the user experience. Features are specific to particular models – please check individual product specifications for details.

Focus help

An easy to use built-in test pattern that enables the focus to be perfectly adjusted in seconds.

Frame interpolation

Video processing technology that inserts additional frames between the original ones to produce a smoother and sharper playback – particularly important for fast-moving action sequences in high definition movie content.

MHL

Mobile High-Definition Link is a connectivity technology that enables you to easily share your content direct from a smartphone or tablet and is capable of charging the device at the same time.

Miracast / WiDi

Easy wireless transmission of full HD (1080p) video and sound from WiDi enabled laptops or Android based tablets and smart phones.

Multi location interactivity

The EB-1400 Series allows up to four projectors to be connected using EasyMP Network Projection, with content and interactivity shared across all users. This means that people in different locations can collaborate on the same content remotely.

PC-free presentation

Display files from USB memory without the need for a laptop and cables. Compatible file formats vary by projector.

Picture-in-picture

Display one source in full screen, whilst showing a secondary source as a smaller inset picture.

Point and arc correction

Geometric correction that enables small corrections to be made for screens that are uneven in places or slightly curved – perfect for large scale installations.

Portrait projection

Allows projection of portrait orientated images by placing the projector on its side (please note, a different lamp set is required for this feature).

QR code function

Display an on-screen QR code to easily connect wirelessly via iProjection.

Real time keystone correction

Keeps the image perfectly aligned by constantly monitoring the projector's positioning and maintaining a rectangular image in real time.

Schedule function

Built-in schedule management that allows timer setting of many projector functions, without the need to be connected to a PC or network – perfect for events and staging.

Split screen

This feature enables content from two different sources to be played simultaneously, with one image larger than the other or both of equal size.

Super resolution

Image processing that upscales standard definition content to produce a sharper and more detailed output image.

Projector Type	Ultra Portable		
Model	EB-1751	EB-1761W	EB-1771W
			
Resolution	XGA (1024 x 768)	WXGA (1280 x 800)	WXGA (1280 x 800)
Native aspect	4:3	16:10	16:10
Colour Light Output (lumens) normal / eco	2,600 / 1,400	2,600 / 1,700	3,000 / 1,700
Contrast ratio	2,000:1	2,000:1	2,000:1
Lamp life (hours) normal / eco	4,000 / 4,000	4,000 / 4,000	4,000 / 4,000
Throw ratio in native aspect	1.19 - 1.43:1	1.04 - 1.26:1	1.04 - 1.26:1
Image size (diagonal)	30 - 300"	30 - 300"	30 - 300"
Zoom	Optical x1.2	Optical x1.2	Optical x1.2
Vertical keystone Horizontal keystone	Automatic ±30° Manual ±30°	Automatic ±30° Manual ±30°	Automatic ±30° Manual ±30°
Lens shift	N/A	N/A	N/A
Speaker output	1W	1W	1W
Connectivity	VGA in, Composite RCA, USB type B, USB type A, HDMI	VGA in, Composite RCA, USB type B, USB type A, HDMI	VGA in, Composite RCA, USB type B, USB type A, HDMI
Audio connectivity	Stereo mini in	Stereo mini in	Stereo mini in
Networking	N/A	Optional Wireless LAN unit	Optional Wireless LAN unit
EasyMP™ Software Solutions	EasyMP Slide Converter	EasyMP Network Monitor, EasyMP Network Projection, EasyMP Slide Converter	EasyMP Network Monitor, EasyMP Network Projection, EasyMP Slide Converter
Other features	Ultra Portable, 3-in-1 USB display, A/V mute slide, DICOM colour mode, PC-free presentation	Ultra Portable, 3-in-1 USB display, A/V mute slide, DICOM colour mode, Split screen, PC-free presentation	Ultra Portable, 3-in-1 USB display, A/V mute slide, DICOM colour mode, Split screen, PC-free presentation
Noise (dB) normal / eco	40 / 30	37 / 30	40 / 30
Weight (kg)	1.7	1.7	1.7
Dimensions exc. feet (W x D x H mm)	292 x 210 x 44	292 x 210 x 44	292 x 210 x 44
Power consumption normal / eco	304W / 203W	278W / 203W	304W / 203W
Power consumption standby, comm. off	0.44W	0.44W	0.44W

Ultra Portable	Portable		
----------------	----------	--	--

EB-1776W
**EB-S04
NEW**
**EB-W04
NEW**
**EB-U04
NEW**


WXGA (1280 x 800)	SVGA (800 x 600)	WXGA (1280 x 800)	WUXGA (1920 x 1200)
16:10	4:3	16:10	16:10
3,000 / 1,700	3,000 / 2,100	3,000 / 2,100	3,000 / 2,100
2,000:1	15,000:1	15,000:1	15,000 : 1
4,000 / 4,000	5,000 / 10,000	5,000 / 10,000	5,000 / 10,000
1.04 - 1.26:1	1.45 - 1.96:1	1.30 - 1.56:1	1.38 - 1.68:1
30 - 300"	30 - 350"	33 - 320"	30 - 300"
Optical x1.2	Digital x1.35	Optical x1.2	Optical x1.2
Automatic ±30° Automatic ±20°	Automatic ±30° Manual ±30°	Automatic ±30° Manual ±30°	Automatic ±30° Manual ±30°
N/A	N/A	N/A	N/A
1W	1W	1W	2W
VGA in, Composite RCA, USB type B, USB type A, HDMI	VGA in, Composite RCA, S-Video, USB type B, USB type A, HDMI	VGA in, Composite RCA, S-Video, USB type B, USB type A, HDMI	VGA in, Composite RCA, USB type B, USB type A, HDMI x 2, MHL
Stereo mini in	RCA pair in	RCA pair in	RCA pair in
Wireless LAN unit included	Optional Wireless LAN unit	Optional Wireless LAN unit	Optional Wireless LAN unit
EasyMP Network Monitor, EasyMP Network Projection, EasyMP Slide Converter	EasyMP Network Monitor, EasyMP Network Projection, EasyMP Multi- PC Projection (all require wireless adapter)	EasyMP Network Monitor, EasyMP Network Projection, EasyMP Multi- PC Projection (all require wireless adapter)	EasyMP Network Monitor, EasyMP Network Projection, EasyMP Multi- PC Projection (all require wireless adapter)
Ultra Portable, 3-in-1 USB display, A/V mute slide, DICOM colour mode, Split screen, Auto screen fit and Auto focus, Quick Wireless Connection Key included, Real time keystone correction, PC-free presentation	A/V mute slide, Horizontal keystone slider, Auto lamp dimming, Split screen, Auto source search, QR code function	A/V mute slide, Horizontal keystone slider, Auto lamp dimming, Split screen, Auto source search, QR code function	A/V mute slide, Horizontal keystone slider, Auto lamp dimming, Split screen, Auto source search, QR code function
40 / 30	37 / 28	37 / 28	37 / 28
1.7	2.4	2.4	2.6
292 x 210 x 44	297 x 234 x 77	297 x 234 x 77	297 x 244 x 77
304W / 203W	277W / 207W	277W / 207W	277W / 207W
0.44W	0.26W	0.26W	0.26W

Projector Type	Portable		
Model	EB-S31 NEW	EB-X31 NEW	EB-W31 NEW
			
Resolution	SVGA (800 x 600)	XGA (1024 x 768)	WXGA (1280 x 800)
Native aspect	4:3	4:3	16:10
Colour Light Output (lumens) normal / eco	3,200 / 2,240	3,200 / 2,240	3,200 / 2,240
Contrast ratio	15,000:1	15,000:1	15,000:1
Lamp life (hours) normal / eco	5,000 / 10,000	5,000 / 10,000	5,000 / 10,000
Throw ratio in native aspect	1.45 - 1.96:1	1.48 - 1.77:1	1.30 - 1.56:1
Image size (diagonal)	30 - 350"	30 - 300"	33 - 320"
Zoom	Digital x1.35	Optical x1.2	Optical x1.2
Vertical keystone Horizontal keystone	Automatic ±30° Manual ±30°	Automatic ±30° Manual ±30°	Automatic ±30° Manual ±30°
Lens shift	N/A	N/A	N/A
Speaker output	2W	2W	2W
Connectivity	VGA in, Composite RCA, S-Video, USB type B, USB type A, HDMI	VGA in, Composite RCA, S-Video, USB type B, USB type A, HDMI	VGA in, Composite RCA, S-Video, USB type B, USB type A, HDMI, MHL
Audio connectivity	RCA pair in	RCA pair in	RCA pair in
Networking	Optional Wireless LAN unit	Optional Wireless LAN unit	Optional Wireless LAN unit
EasyMP™ Software Solutions	EasyMP Network Monitor, EasyMP Network Projection, EasyMP Multi-PC Projection (all require wireless adapter)	EasyMP Network Monitor, EasyMP Network Projection, EasyMP Multi-PC Projection (all require wireless adapter)	EasyMP Network Monitor, EasyMP Network Projection, EasyMP Multi-PC Projection (all require wireless adapter)
Other features	A/V mute slide, Horizontal keystone slider, Auto lamp dimming, Split screen, Auto source search, QR code function	A/V mute slide, Horizontal keystone slider, Auto lamp dimming, Split screen, Auto source search, QR code function	A/V mute slide, Horizontal keystone slider, Auto lamp dimming, Split screen, Auto source search, QR code function
Noise (dB) normal / eco	37 / 28	37 / 28	37 / 28
Weight (kg)	2.4	2.4	2.4
Dimensions exc. feet (W x D x H mm)	297 x 234 x 77	297 x 234 x 77	297 x 234 x 77
Power consumption normal / eco	277W / 207W	277W / 207W	277W / 207W
Power consumption standby, comm. off	0.26W	0.26W	0.26W

Portable
Meeting Room
**EB-W32
NEW**
**EB-U32
NEW**
**EB-S27
NEW**
**EB-X27
NEW**


WXGA (1280 x 800)	WUXGA (1920 x 1200)	SVGA (800 x 600)	XGA (1024 x 768)
16:10	16:10	4:3	4:3
3,200 / 2,240	3,200 / 2,240	2,700 / 1,890	2,700 / 1,890
15,000:1	15,000 : 1	10,000:1	10,000:1
5,000 / 10,000	5,000 / 10,000	5,000 / 10,000	5,000 / 10,000
1.30 - 1.56:1	1.38 - 1.68:1	1.45 - 1.96:1	1.48 - 1.77:1
33 - 320"	30 - 300"	30 - 350"	30 - 300"
Optical x1.2	Optical x1.2	Digital x1.35	Manual x 1.2
Automatic ±30° Manual ±30°	Automatic ±30° Manual ±30°	Automatic ±30° Manual ±30°	Automatic ±30° Manual ±30°
N/A	N/A	N/A	N/A
2W	2W	5W	5W
VGA in, Composite RCA, S-Video, USB type B, USB type A, HDMI, MHL	VGA in, Composite RCA, USB type B, USB type A, HDMI x 2, MHL	VGA in x 2, VGA out, Composite RCA, S-Video, USB Type B, USB Type A, HDMI, RS-232C	VGA in x 2, VGA out, Composite RCA, S-Video, USB Type B, USB Type A, HDMI, RS-232C
RCA pair in	RCA pair in	RCA pair in, Stereo mini in x 2, Stereo mini out	RCA pair in, Stereo mini in x 2, Stereo mini out
Wireless LAN	Wireless LAN	Optional Wireless LAN unit	LAN (RJ45) & Optional Wireless LAN unit
EasyMP Network Monitor, EasyMP Network Projection, EasyMP Multi- PC Projection	EasyMP Network Monitor, EasyMP Network Projection, EasyMP Multi- PC Projection	EasyMP Network Monitor, EasyMP Network Projection, EasyMP Multi- PC Projection	EasyMP Network Monitor, EasyMP Network Projection, EasyMP Multi- PC Projection
A/V mute slide, Horizontal keystone slider, Auto lamp dimming, Split screen, Auto source search, QR code function	A/V mute slide, Horizontal keystone slider, Auto lamp dimming, Split screen, Auto source search, QR code function	3-in-1 USB display, A/V mute slide, Auto lamp dimming, Split Screen, QR code function, OSD copy function, PC-free presentation	3-in-1 USB display, A/V mute slide, Auto lamp dimming, Split Screen, QR code function, OSD copy function, PC-free presentation
37 / 28	37 / 28	37 / 29	37 / 29
2.4	2.6	2.5	2.6
297 x 234 x 77	297 x 244 x 77	297 x 244 x 87	297 x 244 x 87
277W / 207W	277W / 207W	273W / 204W	273W / 204W
0.26W	0.26W	0.26W	0.26W

Projector Type	Meeting Room		
Model	EB-W29 NEW	EB-98H NEW	EB-945H NEW
			
Resolution	WXGA (1280 x 800)	XGA (1024 x 768)	XGA (1024 x 768)
Native aspect	16:10	4:3	4:3
Colour Light Output (lumens) normal / eco	3,000 / 2,100	3,000 / 2,100	3,000 / 2,100
Contrast ratio	10,000:1	10,000:1	10,000:1
Lamp life (hours) normal / eco	5,000 / 10,000	5,000 / 10,000	5,000 / 10,000
Throw ratio in native aspect	1.30-1.56:1	1.48 - 1.77:1	1.38 - 2.24:1
Image size (diagonal)	33 - 320"	30 - 300"	30 - 300"
Zoom	Manual x1.2	Manual x1.2	Manual x1.6
Vertical keystone Horizontal keystone	Automatic ±30° Manual ±30°	Automatic ±30° Manual ±30°	Automatic ±30° Manual ±30°
Lens shift	N/A	N/A	N/A
Speaker output	5W	16W	16W
Connectivity	VGA in x 2, VGA out, Composite RCA, S-Video, USB Type B, USB Type A, HDMI, RS-232C	VGA in x 2, VGA out, Composite RCA, S-Video, USB Type B, USB Type A, HDMI x 2, RS-232C	VGA in x 2, VGA out, Composite RCA, S-Video, USB Type B, USB Type A, HDMI x 2, RS-232C
Audio connectivity	RCA pair in, Stereo mini in x 2, Stereo mini out	RCA pair in, Stereo mini in x 2, Stereo mini out, Microphone input	RCA pair in, Stereo mini in x 2, Stereo mini out, Microphone input
Networking	LAN (RJ45) & Optional Wireless LAN unit	LAN (RJ45) & Optional Wireless LAN unit	LAN (RJ45) & Optional Wireless LAN unit
EasyMP™ Software Solutions	EasyMP Network Monitor, EasyMP Network Projection, EasyMP Multi-PC Projection	EasyMP Network Monitor, EasyMP Network Projection, EasyMP Multi-PC Projection	EasyMP Network Monitor, EasyMP Network Projection, EasyMP Multi-PC Projection
Other features	3-in-1 USB display, A/V mute slide, Auto lamp dimming, Split Screen, QR code function, OSD copy function, PC-free presentation	3-in-1 USB display, A/V mute slide, Auto lamp dimming, Split Screen, QR code function, OSD copy function, PC-free presentation	3-in-1 USB display, A/V mute slide, Auto lamp dimming, Split Screen, QR code function, OSD copy function, PC-free presentation
Noise (dB) normal / eco	37 / 29	37 / 29	37 / 29
Weight (kg)	2.6	2.7	2.9
Dimensions exc. feet (W x D x H mm)	297 x 244 x 87	297 x 244 x 87	297 x 269 x 87
Power consumption normal / eco	273W / 204W	287W / 215W	287W / 215W
Power consumption standby, comm. off	0.26W	0.26W	0.26W

Meeting Room	3D (Active)	3D (Passive)
--------------	-------------	--------------

EB-955WH
NEW

EB-965H
NEW

EB-W16

EB-W16SK



WXGA (1280 x 800)	XGA (1024 x 768)	WXGA (1280 x 800)	WXGA (1280 x 800)
16:10	4:3	16:10	16:10
3,200 / 2,240	3,500 / 2,450	3,000 / 2,400	3,000 / 2,400
10,000:1	10,000:1	5,000:1	5,000:1
5,000 / 10,000	5,000 / 10,000	4,000 / 5,000	4,000 / 5,000
1.38 - 2.24:1	1.38 - 2.24:1	1.30 - 1.56:1	1.42 - 1.56:1*
33 - 280"	30 - 300"	33 - 318"	80 - 120**
Manual x1.6	Manual x1.6	Optical x1.2	Optical x1.1*
Automatic ±30° Manual ±30°	Automatic ±30° Manual ±30°	Automatic ±30° Automatic ±20°	Manual ±10°** Manual ±10°**
N/A	N/A	N/A	N/A
16W	16W	2W	2W
VGA in x 2, VGA out, Composite RCA, S-Video, USB Type B, USB Type A, HDMI x 2, RS-232C	VGA in x 2, VGA out, Composite RCA, S-Video, USB Type B, USB Type A, HDMI x 2, RS-232C	VGA in x 2, VGA out (switchable), Composite RCA, S-Video, USB type B, USB type A, HDMI, RS-232C	VGA in x 2, VGA out (switchable), Composite RCA, S-Video, USB type B, USB type A, HDMI, RS-232C
RCA pair in, Stereo mini in x 2, Stereo mini out, Microphone input	RCA pair in, Stereo mini in x 2, Stereo mini out, Microphone input	RCA pair in, Stereo mini out	RCA pair in, Stereo mini out
LAN (RJ45) & Optional Wireless LAN unit	LAN (RJ45) & Optional Wireless LAN unit	N/A	N/A
EasyMP Network Monitor, EasyMP Network Projection, EasyMP Multi- PC Projection	EasyMP Network Monitor, EasyMP Network Projection, EasyMP Multi- PC Projection		
3-in-1 USB display, A/V mute slide, Auto lamp dimming, Split Screen, QR code function, OSD copy function, PC-free presentation	3-in-1 USB display, A/V mute slide, Auto lamp dimming, Split Screen, QR code function, OSD copy function, PC-free presentation	Active 3D, Focus help, Auto screen fit, 3-in-1 USB display, A/V mute slide, PC-free presentation	Passive 3D, Focus help, Auto screen fit, 3-in-1 USB display, A/V mute slide, Quick Stack function, Stacking frame, polarizing plates, USB link cable and one pair of passive 3D glasses included, Requires 3rd party silver screen and HDMI splitter, PC-free presentation
37 / 29	37 / 29	36 / 29	36 / 29
2.9	2.9	2.7	7.9*
297 x 269 x 87	297 x 269 x 87	325 x 243 x 77	372 x 350 x 197 *
287W / 215W	287W / 215W	277W / 230W	277W / 230W
0.26W	0.26W	0.4W	0.4W

* Dual stack measurements

Projector Type	Short Throw		
Model	EB-520 NEW 	EB-525W NEW 	EB-530 NEW 
Resolution	XGA (1024 x 768)	WXGA (1280 x 800)	XGA (1024 x 768)
Native aspect	4:3	16:10	4:3
Colour Light Output (lumens) normal / eco	2,700 / 1,600	2,800 / 1,700	3,200 / 1,800
Contrast ratio	16,000:1	16,000:1	16,000:1
Lamp life (hours) normal / eco	5,000 / 10,000	5,000 / 6,000	5,000 / 10,000
Throw ratio in native aspect	0.55:1	0.48:1	0.55:1
Image size (diagonal)	50 - 108"	53 - 116"	50 - 108"
Zoom	Digital x1-1.35	Digital x 1.35	Digital x1-1.35
Vertical keystone Horizontal keystone	Manual ±15° Manual ±15°	Manual ±15° Manual ±15°	Manual ±15° Manual ±15°
Lens shift	N/A	N/A	N/A
Speaker output	16W	16W	16W
Connectivity	VGA in x 2, VGA out, Composite RCA, S-Video, USB Type B, USB Type A, HDMI, RS-232C	VGA in x 2, VGA out, Composite RCA, S-Video, USB type B, USB type A, HDMI, RS-232C	VGA in x 2, VGA out, Composite RCA, S-Video, USB Type B, USB Type A, HDMI, RS-232C
Audio connectivity	RCA pair in, Stereo mini in x 2, Stereo mini out, Microphone input	RCA pair in, Stereo mini in x 2, Microphone stereo mini in, Stereo mini out	RCA pair in, Stereo mini in x 2, Stereo mini out, Microphone input
Networking	LAN (RJ45) & Optional Wireless LAN unit	LAN (RJ45) & Optional Wireless LAN unit	LAN (RJ45) & Optional Wireless LAN unit
EasyMP™ Software Solutions	EasyMP Network Monitor, EasyMP Network Projection, EasyMP Multi-PC Projection	EasyMP Monitor, EasyMP Multi PC Projection, EasyMP Network Projection	EasyMP Network Monitor, EasyMP Network Projection, EasyMP Multi-PC Projection
Other features	3-in-1 USB display, Optional wall mount, Copy OSD settings, PC-free presentation	3-in-1 USB display, Optional wall mount, Copy OSD settings, PC-free presentation	3-in-1 USB display, Optional wall mount, Copy OSD settings, PC-free presentation
Noise (dB) normal / eco	35 / 28	35 / 29	37 / 29
Weight (kg)	3.7	3.7	3.7
Dimensions exc. feet (W x D x H mm)	345 x 315 x 94	345 x 315 x 94	345 x 315 x 94
Power consumption normal / eco	278W / 219W	278W / 219W	298W / 221W
Power consumption standby, comm. off	0.28W	0.28W	0.28W

Short Throw

Ultra-Short-Throw

EB-535W

NEW



EB-536Wi

NEW



EB-570



EB-575W



WXGA (1280 x 800)	WXGA (1280 x 800)	XGA (1024 x 768)	WXGA (1280 x 800)
16:10	16:10	4:3	16:10
3,400 / 1,900	3,400 / 1,900	2,700 / 1,500	2,700 / 1,500
16,000:1	16,000:1	10,000:1	10,000:1
5,000 / 10,000	5,000 / 10,000	5,000 / 10,000	5,000 / 10,000
0.48:1	0.48:1	0.31:1	0.27:1
53 - 116"	53 - 116"	56 - 93"	60 - 100"
Digital x1-1.35	Digital, x1.35	Digital x1.35	Digital x1.35
Manual $\pm 15^\circ$ Manual $\pm 15^\circ$	Manual $\pm 7^\circ$ Manual $\pm 5^\circ$	Manual $\pm 3^\circ$ Manual $\pm 3^\circ$	Manual $\pm 3^\circ$ Manual $\pm 3^\circ$
N/A	N/A	N/A	N/A
16W	16W	16W	16W
VGA in x 2, VGA out, Composite RCA, S-Video, USB Type B, USB Type A, HDMI, RS-232C	VGA in x 2, VGA out, Composite RCA, S-Video, USB Type B, USB Type A, HDMI, RS-232C, Sync in, Sync out	VGA in x 2, VGA out (switchable), HDMI x 2, Composite RCA, S-Video, USB type A, USB type B, MHL (via HDMI 1), RS-232C	VGA in x 2, VGA out (switchable), HDMI x 2, Composite RCA, S-Video, USB type A, USB type B, MHL (via HDMI 1), RS-232C
RCA pair in, Stereo mini in x 2, Stereo mini out, Microphone input	RCA pair in, Stereo mini in x 2, Stereo mini out, Microphone input	Stereo mini in x 3, Microphone stereo mini in, Stereo mini out	Stereo mini in x 3, Microphone stereo mini in, Stereo mini out
LAN (RJ45) & Optional Wireless LAN unit	LAN (RJ45) & Optional Wireless LAN unit	LAN (RJ45) & Optional Wireless LAN unit	LAN (RJ45) & Optional Wireless LAN unit
EasyMP Network Monitor, EasyMP Network Projection, EasyMP Multi- PC Projection	EasyMP Network Monitor, EasyMP Network Projection, EasyMP Multi- PC Projection	EasyMP Network Monitor, EasyMP Network Projection, EasyMP Multi- PC Projection	EasyMP Network Monitor, EasyMP Network Projection, EasyMP Multi- PC Projection
3-in-1 USB display, Optional wall mount, Copy OSD settings, PC-free presentation	3-in-1 USB display, Optional wall mount, Copy OSD settings, PC-free presentation, Pen interactive, Auto calibration, Easy Interactive Tools	3-in-1 USB display, Supplied with wall mount, Desktop mode (with optional feet), Table mode (with optional table mount), Copy OSD settings, Auto lamp dimming, PC-free presentation	3-in-1 USB display, Supplied with wall mount, Desktop mode (with optional feet), Table mode (with optional table mount), Copy OSD settings, Auto lamp dimming, PC-free presentation
37 / 29	37 / 29	35 / 28	35 / 28
3.7	3.9	5.3	5.3
345 x 315 x 94	345 x 315 x 94	367 x 375 x 155	367 x 375 x 155
298W / 221W	298W / 221W	318W / 230W	318W / 230W
0.28W	0.28W	0.44W	0.44W

Projector Type	Ultra-Short-Throw		UST Interactive
Model	EB-580 	EB-585W 	EB-575Wi 
Resolution	XGA (1024 x 768)	WXGA (1280 x 800)	WXGA (1280 x 800)
Native aspect	4:3	16:10	16:10
Colour Light Output (lumens) normal / eco	3,200 / 1,900	3,300 / 1,900	2,700 / 1,500
Contrast ratio	10,000:1	10,000:1	10,000:1
Lamp life (hours) normal / eco	4,000 / 6,000	4,000 / 6,000	5,000 / 10,000
Throw ratio in native aspect	0.31:1	0.27:1	0.27:1
Image size (diagonal)	56 - 93"	60 - 100"	60 - 100"
Zoom	Digital x1.35	Digital x1.35	Digital x1.35
Vertical keystone Horizontal keystone	Manual ±3° Manual ±3°	Manual ±3° Manual ±3°	Manual ±3° Manual ±3°
Lens shift	N/A	N/A	N/A
Speaker output	16W	16W	16W
Connectivity	VGA in x 2, VGA out (switchable), HDMI x 2, Composite RCA, S-Video, USB type A, USB type B, MHL (via HDMI 1), RS-232C	VGA in x 2, VGA out (switchable), HDMI x 2, Composite RCA, S-Video, USB type A, USB type B, MHL (via HDMI 1), RS-232C	VGA in x 2, VGA out (switchable), HDMI x 2, Composite RCA, S-Video, USB type A, USB type B, MHL (via HDMI 1), RS-232C, Sync in, Sync out
Audio connectivity	Stereo mini in x 3, Microphone stereo mini in, Stereo mini out	Stereo mini in x 3, Microphone stereo mini in, Stereo mini out	Stereo mini in x 3, Microphone stereo mini in, Stereo mini out
Networking	LAN (RJ45) & Optional Wireless LAN unit	LAN (RJ45) & Optional Wireless LAN unit	LAN (RJ45) & Optional Wireless LAN unit
EasyMP™ Software Solutions	EasyMP Network Monitor, EasyMP Network Projection, EasyMP Multi-PC Projection	EasyMP Network Monitor, EasyMP Network Projection, EasyMP Multi-PC Projection	EasyMP Network Monitor, EasyMP Network Projection, EasyMP Multi-PC Projection
Other features	3-in-1 USB display, Supplied with wall mount, Desktop mode (with optional feet), Table mode (with optional table mount), Copy OSD settings, Auto lamp dimming, PC-free presentation	3-in-1 USB display, Supplied with wall mount, Desktop mode (with optional feet), Table mode (with optional table mount), Copy OSD settings, Auto lamp dimming, PC-free presentation	3-in-1 USB display, Supplied with wall mount, Desktop mode (with optional feet), Table mode (with optional table mount), Copy OSD settings, Auto lamp dimming, Dual pen interactive, Auto calibration, Easy Interactive Tools, PC-free presentation
Noise (dB) normal / eco	35 / 28	35 / 28	35 / 28
Weight (kg)	5.3	5.3	5.5
Dimensions exc. feet (W x D x H mm)	367 x 375 x 155	367 x 375 x 155	367 x 375 x 155
Power consumption normal / eco	385W / 270W	358W / 270W	318W / 230W
Power consumption standby, comm. off	0.44W	0.44W	0.44W

EB-585Wi



EB-595Wi



EB-1420Wi



EB-1430Wi



WXGA (1280 x 800)	WXGA (1280 x 800)	WXGA (1280 x 800)	WXGA (1280 x 800)
16:10	16:10	16:10	16:10
3,300 / 1,900	3,300 / 1,900	3,300 / 1,900	3,300 / 1,900
10,000:1	10,000:1	10,000:1	10,000:1
4,000 / 6,000	4,000 / 6,000	4,000 / 6,000	4,000 / 6,000
0.27:1	0.27:1	0.27:1	0.27:1
60 - 100°	60 - 100°	60 - 100°	60 - 100°
Digital x1.35	Digital x1.35	Digital x1.35	Digital x1.35
Manual ±3° Manual ±3°	Manual ±3° Manual ±3°	Manual ±3° Manual ±3°	Manual ±3° Manual ±3°
N/A	N/A	N/A	N/A
16W	16W	16W	16W
VGA in x 2, VGA out (switchable), HDMI x 2, Composite RCA, S-Video, USB type A, USB type B, MHL (via HDMI 1), RS-232C, Sync in, Sync out	VGA in x 2, VGA out (switchable), HDMI x 2, Composite RCA, S-Video, USB type A, USB type B, MHL (via HDMI 1), RS-232C, Sync in, Sync out, Touch unit control	VGA in, VGA out, HDMI x 2, Composite RCA, USB type A x 2, USB type B, MHL (via HDMI 1), RS-232C, Wired remote in, Sync in, Sync out	VGA in, VGA out, HDMI x 2, Composite RCA, USB type A x 2, USB type B, MHL (via HDMI 1), RS-232C, Wired remote in, Sync in, Sync out, Touch unit control
Stereo mini in x 3, Microphone stereo mini in, Stereo mini out	Stereo mini in x 3, Microphone stereo mini in, Stereo mini out	Stereo mini in x 3, Stereo mini out	Stereo mini in x 3, Stereo mini out
LAN (RJ45) & Optional Wireless LAN unit	LAN (RJ45) & Optional Wireless LAN unit	LAN (RJ45) & Optional Wireless LAN unit	LAN (RJ45) & Optional Wireless LAN unit
EasyMP Network Monitor, EasyMP Network Projection, EasyMP Multi-PC Projection	EasyMP Network Monitor, EasyMP Network Projection, EasyMP Multi-PC Projection	EasyMP Network Monitor, EasyMP Network Projection, EasyMP Multi-PC Projection	EasyMP Network Monitor, EasyMP Network Projection, EasyMP Multi-PC Projection
3-in-1 USB display, Supplied with wall mount, Desktop mode (with optional feet), Table mode (with optional table mount), Copy OSD settings, Auto lamp dimming, Dual pen interactive, Auto calibration, Easy Interactive Tools, PC-free presentation	3-in-1 USB display, Supplied with wall mount, Desktop mode (with optional feet), Table mode (with optional table mount), Copy OSD settings, Auto lamp dimming, Dual pen & touch interactive, Auto calibration, Easy Interactive Tools, PC-free presentation	3-in-1 USB display, Supplied with wall mount, Desktop mode (with optional feet), Table mode (with optional table mount), Copy OSD settings, Auto lamp dimming, Dual pen interactive, Auto calibration, Easy Interactive Tools, DICOM colour mode, Whiteboard mode with sharing, Split screen, External control pad, Schedule function, PC-free presentation	3-in-1 USB display, Supplied with wall mount, Desktop mode (with optional feet), Table mode (with optional table mount), Copy OSD settings, Auto lamp dimming, Dual pen & touch interactive, Auto calibration, Easy Interactive Tools, DICOM colour mode, Whiteboard mode with sharing, Split screen, External control pad, Schedule function, PC-free presentation
35 / 28	35 / 28	35 / 28	35 / 28
5.5	5.5	5.6	5.6
367 x 375 x 155	367 x 375 x 155	367 x 375 x 155	367 x 375 x 155
358W / 270W	358W / 270W	365W / 274W	365W / 274W
0.44W	0.44W	0.42W	0.42W

Projector Type	Large Meeting Room		
Model	EB-1930	EB-1940W	EB-1945W
			
Resolution	XGA (1024 x 768)	WXGA (1280 x 800)	WXGA (1280 x 800)
Native aspect	4:3	16:10	16:10
Colour Light Output (lumens) normal / eco	4,200 / 2,730	4,200 / 2,910	4,200 / 2,910
Contrast ratio	3,000:1	3,000:1	3,000:1
Lamp life (hours) normal / eco	3,500 / 5,000	2,500 / 4,000	2,500 / 4,000
Throw ratio in native aspect	1.38 - 2.24:1	1.38 - 2.24:1	1.38 - 2.24:1
Image size (diagonal)	30 - 300"	29 - 280"	29 - 280"
Zoom	Optical x1.6	Optical x1.6	Optical x1.6
Vertical keystone Horizontal keystone	Automatic ±30° Manual ±30°	Automatic ±30° Manual ±30°	Automatic ±30° Automatic ±20°
Lens shift	N/A	N/A	N/A
Speaker output	10W	10W	10W
Connectivity	VGA in x 2, VGA out, Composite RCA, HDMI, DisplayPort, USB type B, USB type A, RS-232C	VGA in x 2, VGA out, Composite RCA, HDMI, DisplayPort, USB type B, USB type A, RS-232C	VGA in x 2, VGA out, Composite RCA, HDMI, DisplayPort, USB type B, USB type A x 2, RS-232C
Audio connectivity	RCA pair in, Stereo mini in x 2, Stereo mini out	RCA pair in, Stereo mini in x 2, Stereo mini out	RCA pair in, Stereo mini in x 2, Stereo mini out
Networking	LAN (RJ45)	LAN (RJ45)	LAN (RJ45) & Wireless LAN unit included
EasyMP™ Software Solutions	EasyMP Network Monitor, EasyMP Network Projection, EasyMP Slide Converter	EasyMP Network Monitor, EasyMP Network Projection, EasyMP Slide Converter	EasyMP Network Monitor, EasyMP Network Projection, EasyMP Multi-PC Projection, EasyMP Slide Converter
Other features	3-in-1 USB display, A/V mute slide, Horizontal keystone slider, Split screen, DICOM colour mode, DCDi by Faroudja, PC-free presentation	3-in-1 USB display, A/V mute slide, Horizontal keystone slider, Split screen, DICOM colour mode, DCDi by Faroudja, PC-free presentation	3-in-1 USB display, A/V mute slide, Auto screen fit, Split screen, DICOM colour mode, DCDi by Faroudja, Schedule function, Focus help, Real time keystone correction, PC-free presentation
Noise (dB) normal / eco	34 / 26	37 / 29	37 / 29
Weight (kg)	3.7	3.7	3.9
Dimensions exc. feet (W x D x H mm)	377 x 271 x 93	377 x 271 x 93	377 x 271 x 93
Power consumption normal / eco	298W / 212W	337W / 250W	337W / 250W
Power consumption standby, comm. off	0.44W	0.44W	0.44W

Large Meeting Room

EB-1960




EB-1965

EB-1970W

EB-1975W



XGA (1024 x 768)	XGA (1024 x 768)	WXGA (1280 x 800)	WXGA (1280 x 800)
4:3	4:3	16:10	16:10
5,000 / 3,470	5,000 / 3,470	5,000 / 3,500	5,000 / 3,500
3,000:1	3,000:1	10,000:1	10,000:1
2,500 / 4,000	2,500 / 4,000	3,000 / 4,000	3,000 / 4,000
1.38 - 2.24:1	1.38 - 2.24:1	1.38 - 2.28:1	1.38 - 2.28:1
30 - 300"	30 - 300"	30 - 300"	30 - 300"
Optical x1.6	Optical x1.6	Optical x1.6	Optical x1.6
Automatic ±30° Manual ±30°	Automatic ±30° Automatic ±20°	Automatic ±30° Automatic ±20°	Automatic ±30° Automatic ±20°
N/A	N/A	N/A	N/A
10W	10W	16W	16W
VGA in x 2, VGA out, Composite RCA, HDMI, DisplayPort, USB type B, USB type A, RS-232C	VGA in x 2, VGA out, Composite RCA, HDMI, DisplayPort, USB type B, USB type A x 2, RS-232C	VGA in x 2, VGA out, HDMI x 2, Composite RCA, USB type A, USB type B, RS- 232C, MHL (via HDMI 1)	VGA in x 2, VGA out, HDMI x 2, Composite RCA, USB type A, USB type B, RS- 232C, MHL (via HDMI 1), Miracast / WiDi
RCA pair in, Stereo mini in x 2, Stereo mini out	RCA pair in, Stereo mini in x 2, Stereo mini out	RCA pair in, Stereo mini in x 2, Stereo mini out	RCA pair in, Stereo mini in x 2, Stereo mini out
LAN (RJ45)	LAN (RJ45) & Wireless LAN unit included	LAN (RJ45) & Wireless LAN unit included	LAN (RJ45) & Wireless LAN unit included
EasyMP Network Monitor, EasyMP Network Projection, EasyMP Slide Converter	EasyMP Network Monitor, EasyMP Network Projection, EasyMP Multi- PC Projection, EasyMP Slide Converter	EasyMP Network Monitor, EasyMP Network Projection, EasyMP Multi- PC Projection, EasyMP Slide Converter	EasyMP Network Monitor, EasyMP Network Projection, EasyMP Multi- PC Projection, EasyMP Slide Converter
3-in-1 USB display, A/V mute slide, Horizontal keystone slider, Split screen, DICOM colour mode, DCDi by Faroudja, PC-free presentation	3-in-1 USB display, A/V mute slide, Auto screen fit, Split screen, DICOM colour mode, DICOM colour mode, Focus help, Real time keystone correction, PC-free presentation	3-in-1 USB display, A/V mute slide, Auto screen fit, Split screen, DICOM colour mode, DCDi by Faroudja, Schedule function, Focus help, Real time keystone correction, PC-free presentation	3-in-1 USB display, A/V mute slide, Auto screen fit, Split screen, DICOM colour mode, DCDi by Faroudja, Schedule function, Focus help, Real time keystone correction, PC-free presentation
37 / 29	37 / 29	39 / 31	39 / 31
3.7	3.9	4.5	4.6
377 x 271 x 93	377 x 271 x 93	377 x 291 x 110	377 x 291 x 110
337W / 250W	337W / 250W	411W / 316W	411W / 316W
0.44W	0.44W	0.34W	0.34W

Projector Type	Large Meeting Room		Installation
Model	EB-1980WU	EB-1985WU	EB-4650
			
Resolution	WUXGA (1920 x 1200)	WUXGA (1920 x 1200)	XGA (1024 x 768)
Native aspect	16:10	16:10	4:3
Colour Light Output (lumens) normal / eco	4,400 / 3,400	4,800 / 3,400	5,200 / 3,700
Contrast ratio	10,000:1	10,000:1	5,000:1
Lamp life (hours) normal / eco	3,000 / 4,000	3,000 / 4,000	4,000 / 5,000
Throw ratio in native aspect	1.38 - 2.28:1	1.38 - 2.28:1	1.27 - 2.59:1
Image size (diagonal)	50 - 300"	50 - 300"	30 - 300"
Zoom	Optical x1.6	Optical x1.6	Optical x2
Vertical keystone Horizontal keystone	Automatic ±30° Automatic ±20°	Automatic ±30° Automatic ±20°	Manual ±30° Manual ±30°
Lens shift	N/A	N/A	± 58% Vertical ± 38% Horizontal
Speaker output	16W	16W	10W
Connectivity	VGA in x 2, VGA out, HDMI x 2, Composite RCA, USB type A, USB type B, RS-232C, MHL (via HDMI 1)	VGA in x 2, VGA out, HDMI x 2, Composite RCA, USB type A, USB type B, RS-232C, MHL (via HDMI 1), Miracast / WiDi	VGA in, VGA out, Composite RCA, S-Video, 5-BNC, HDMI, DisplayPort, RS-232C, Wired remote in
Audio connectivity	RCA pair in, Stereo mini in x 2, Stereo mini out	RCA pair in, Stereo mini in x 2, Stereo mini out	RCA pair in, Stereo mini in x 3, Stereo mini out
Networking	LAN (RJ45)	LAN (RJ45) & Wireless LAN unit included	LAN (RJ45) & Optional Wireless LAN unit
EasyMP™ Software Solutions	EasyMP Network Monitor, EasyMP Network Projection, EasyMP Multi-PC Projection, EasyMP Slide Converter	EasyMP Network Monitor, EasyMP Network Projection, EasyMP Multi-PC Projection, EasyMP Slide Converter	EasyMP Network Monitor, EasyMP Network Projection
Other features	3-in-1 USB display, A/V mute slide, Auto screen fit, Split screen, DICOM colour mode, DCDi by Faroudja, Schedule function, Focus help, Real time keystone correction, PC-free presentation	3-in-1 USB display, A/V mute slide, Auto screen fit, Split screen, DICOM colour mode, DCDi by Faroudja, Schedule function, Focus help, Real time keystone correction, PC-free presentation	DCDi by Faroudja, Split screen, Schedule function, Point & Arc correction, DICOM colour mode, Lens shift lock, Cable cover included
Noise (dB) normal / eco	39 / 31	39 / 31	38 / 30
Weight (kg)	4.5	4.6	6.5
Dimensions exc. feet (W x D x H mm)	377 x 291 x 110	377 x 291 x 110	472 x 354 x 134
Power consumption normal / eco	388W / 316W	411W / 316W	388W / 298W
Power consumption standby, comm. off	0.34W	0.34W	0.39W

Installation

EB-4770W NEW



EB-4850WU





EB-4950WU



EB-G6370 NEW



WXGA (1280 x 800)	WUXGA (1920 x 1200)	WUXGA (1920 x 1200)	XGA (1024 x 768)
16:10	16:10	16:10	4:3
5,000 / 3,000	4,000 / 3,200	4,500 / 3,200	7,000 / 4,900
5,000:1	5,000:1	5,000:1	5,000:1
4,000 / 5,000	4,000 / 5,000	4,000 / 5,000	2,000 / 4,000
1.26 - 2.30:1	1.26 - 2.3:1	1.26 - 2.3:1	1.29 - 2.35:1 (Standard Lens)
30 - 300"	50 - 300"	50 - 300"	50 - 300"
Manual x1.8	Optical x1.8	Optical x1.8	Manual x1.8
Manual $\pm 30^\circ$ Manual $\pm 30^\circ$	Manual $\pm 30^\circ$ Manual $\pm 30^\circ$	Manual $\pm 30^\circ$ Manual $\pm 30^\circ$	Manual $\pm 30^\circ$ Manual $\pm 30^\circ$
$\pm 50\%$ Vertical $\pm 10\%$ Horizontal	$\pm 50\%$ Vertical $\pm 10\%$ Horizontal	$\pm 50\%$ Vertical $\pm 10\%$ Horizontal	$\pm 57\%$ Vertical $\pm 30\%$ Horizontal
10W	10W	10W	10W
VGA in, VGA out, Composite RCA, S-Video, 5-BNC, HDMI, DisplayPort, RS-232C, Wired remote in	VGA in, VGA out, Composite RCA, S-Video, 5-BNC, HDMI, DisplayPort, RS-232C, Wired remote in	VGA in, VGA out, Composite RCA, S-Video, 5-BNC, HDMI, DisplayPort, RS-232C, Wired remote in	VGA in, VGA out, HDBaseT, 5-BNC, HDMI, DisplayPort, Composite RCA, S-Video, RS-232C, Wired remote in
RCA pair in, Stereo mini in x 3, Stereo mini out	RCA pair in, Stereo mini in x 3, Stereo mini out	RCA pair in, Stereo mini in x 3, Stereo mini out	RCA pair in, Stereo mini in x 3, Stereo mini out
LAN (RJ45) & Optional Wireless LAN unit	LAN (RJ45) & Optional Wireless LAN unit	LAN (RJ45) & Optional Wireless LAN unit	LAN (RJ45) & Optional Wireless LAN unit
EasyMP Network Monitor, EasyMP Network Projection	EasyMP Network Monitor, EasyMP Network Projection	EasyMP Network Monitor, EasyMP Network Projection	EasyMP Network Monitor, EasyMP Network Projection, EasyMP Multi- PC Projection
DCDi by Faroudja, Split screen, Schedule function, Point & Arc correction, DICOM colour mode, Lens shift lock, Cable cover included	DCDi by Faroudja, Split screen, Schedule function, Point & Arc correction, DICOM colour mode, Lens shift lock, Cable cover included	DCDi by Faroudja, Split screen, Schedule function, Point & Arc correction, DICOM colour mode, Lens shift lock, Cable cover included	Interchangeable lens options, DCDi by Faroudja, Split screen, Schedule function, Point correction, DICOM colour mode, Frame interpolation, Lens shift lock, 360° installation, Edge blending, Cable cover included
38 / 30	38 / 30	38 / 30	37 / 31
6.6	6.6	6.6	9.7
472 x 354 x 134	472 x 354 x 134	472 x 354 x 134	505 x 406 x 171
388W / 298W	368W / 298W	388W / 298W	542W / 405W
0.39W	0.47W	0.47W	0.41W

Projector Type	Installation		
Model	EB-G6070W NEW 	EB-G6270W NEW 	EB-G6570WU NEW 
Resolution	WXGA (1280 x 800)	WXGA (1280 x 800)	WUXGA (1920 x 1200)
Native aspect	16:10	16:10	16:10
Colour Light Output (lumens) normal / eco	5,500 / 4,455	6,500 / 4,550	5,200 / 3,952
Contrast ratio	5,000:1	5,000:1	5,000:1
Lamp life (hours) normal / eco	3,000 / 4,000	2,000 / 4,000	2,500 / 4,000
Throw ratio in native aspect	1.26 - 2.30:1 (Standard Lens)	1.26 - 2.30:1 (Standard Lens)	1.26 - 2.30:1 (Standard Lens)
Image size (diagonal)	50 - 300"	50 - 300"	50 - 300"
Zoom	Manual x1.8	Manual x1.8	Manual x1.8
Vertical keystone Horizontal keystone	Manual ±30° Manual ±30°	Manual ±30° Manual ±30°	Manual ±30° Manual ±30°
Lens shift	± 67% Vertical ± 30% Horizontal	± 67% Vertical ± 30% Horizontal	± 67% Vertical ± 30% Horizontal
Speaker output	10W	10W	10W
Connectivity	VGA in, VGA out, HDBaseT, 5-BNC, HDMI, DisplayPort, Composite RCA, S-Video, RS-232C, Wired remote in	VGA in, VGA out, HDBaseT, 5-BNC, HDMI, DisplayPort, Composite RCA, S-Video, RS-232C, Wired remote in	VGA in, VGA out, HDBaseT, 5-BNC, HDMI, DisplayPort, Composite RCA, S-Video, RS-232C, Wired remote in
Audio connectivity	RCA pair in, Stereo mini in x 3, Stereo mini out	RCA pair in, Stereo mini in x 3, Stereo mini out	RCA pair in, Stereo mini in x 3, Stereo mini out
Networking	LAN (RJ45) & Optional Wireless LAN unit	LAN (RJ45) & Optional Wireless LAN unit	LAN (RJ45) & Optional Wireless LAN unit
EasyMP™ Software Solutions	EasyMP Network Monitor, EasyMP Network Projection, EasyMP Multi-PC Projection	EasyMP Network Monitor, EasyMP Network Projection, EasyMP Multi-PC Projection	EasyMP Network Monitor, EasyMP Network Projection, EasyMP Multi-PC Projection
Other features	Interchangeable lens options, DCDi by Faroudja, Split screen, Schedule function, Point correction, DICOM colour mode, Frame interpolation, Lens shift lock, 360° installation, Edge blending, Cable cover included	Interchangeable lens options, DCDi by Faroudja, Split screen, Schedule function, Point correction, DICOM colour mode, Frame interpolation, Lens shift lock, 360° installation, Edge blending, Cable cover included	Interchangeable lens options, DCDi by Faroudja, Split screen, Schedule function, Point correction, DICOM colour mode, Frame interpolation, Lens shift lock, 360° installation, Edge blending, Cable cover included
Noise (dB) normal / eco	37 / 31	39 / 31	39 / 31
Weight (kg)	9.7	9.7	9.7
Dimensions exc. feet (W x D x H mm)	505 x 406 x 171	505 x 406 x 171	505 x 406 x 171
Power consumption normal / eco	477W / 405W	542W / 405W	504W / 405W
Power consumption standby, comm. off	0.41W	0.41W	0.41W




Installation

Large Venue Install

EB-G6770WU
NEW**EB-G6970WU**
NEW**EB-Z9870****EB-Z11000**

WUXGA (1920 x 1200)	WUXGA (1920 x 1200)	XGA (1024 x 768)	XGA (1024 x 768)
16:10	16:10	4:3	4:3
6,000 / 4,200	6,000 / 4,200	8,700 / 7,300	11,000 / 7,300
5,000:1	5,000:1	15,000:1	15,000:1
2,000 / 4,000	2,000 / 4,000t	3,000 / 4,000	2,000 / 4,000
1.26 - 2.30:1 (Standard Lens)	1.26 - 2.30:1 (Standard Lens)	1.63 - 2.65:1 (Standard Lens)	1.63 - 2.65:1 (Standard Lens)
50 - 300"	50 - 300"	60 - 500"	60 - 500"
Manual x1.8	Optical x1.8	Optical x1.61	Optical x1.61
Manual ±30° Manual ±30°	Manual ±30° Manual ±30°	Manual ±30° Manual ±30°	Manual ±30° Manual ±30°
± 67% Vertical ± 30% Horizontal	± 67% Vertical ± 30% Horizontal	± 56% Vertical ± 19% Horizontal	± 56% Vertical ± 19% Horizontal
10W	N/A	N/A	N/A
VGA in, VGA out, HDBaseT, 5-BNC, HDMI, DisplayPort, Composite RCA, S-Video, RS-232C, Wired remote in	VGA in, VGA out, HDBaseT, 5-BNC, HDMI, DisplayPort, Composite RCA, S-Video, RS-232C, Wired remote in, HD-SDI	VGA in, VGA out, HDMI, DVI-D, HDBaseT, 5-BNC, Composite 1-BNC, S-Video, RS-232C, Wired remote in	VGA in, VGA out, HDMI, DVI-D, HDBaseT, 5-BNC, Composite 1-BNC, S-Video, RS-232C, Wired remote in
RCA pair in, Stereo mini in x 3, Stereo mini out	RCA pair in, Stereo mini in x 3, Stereo mini out	N/A	N/A
LAN (RJ45) & Optional Wireless LAN unit	LAN (RJ45)	LAN (RJ45) & Optional Wireless LAN unit	LAN (RJ45) & Optional Wireless LAN unit
EasyMP Network Monitor, EasyMP Network Projection, EasyMP Multi- PC Projection	EasyMP Network Monitor	EasyMP Network Monitor, EasyMP Network Projection, EasyMP Multi- PC Projection	EasyMP Network Monitor, EasyMP Network Projection, EasyMP Multi- PC Projection
Interchangeable lens options, DCDi by Faroudja, Split screen, Schedule function, Point correction, Curved surface & corner wall correction, DICOM colour mode, Frame interpolation, Lens shift lock, 360° installation, Edge blending, Cable cover included	Interchangeable lens options, DCDi by Faroudja, Split screen, Schedule function, Point correction, Curved surface & corner wall correction, DICOM colour mode, Frame interpolation, Lens shift lock, 360° installation, Edge blending, Cable cover included	Interchangeable lens options, Powered zoom, focus & lens shift, DCDi by Faroudja, Split screen, Schedule function, Point correction, Curved surface & corner wall correction, DICOM colour mode, Copy OSD settings, 360° installation, Edge blending, Illuminated LCD display, Portrait projection*	Interchangeable lens options, Powered zoom, focus & lens shift, Liquid cooling, DCDi by Faroudja, Split screen, Schedule function, Point correction, Curved surface & corner wall correction, DICOM colour mode, Copy OSD settings, 360° installation, Edge blending, Illuminated LCD display, Portrait projection*
39 / 31	39 / 31	37 / 35	40 / 35
9.7	9.6	25	26
505 x 406 x 171	505 x 406 x 171	534 x 741 x 197 (exc. handle)	534 x 741 x 197 (exc. handle)
542W / 405W	542W / 405W	809W / 721W	1,060W / 788W
0.41W	0.41W	0.37W	0.37W

*Portrait projection requires a different set of lamps. Lamp life is reduced to 1,000 hours.

Projector Type	Large Venue Install		
Model	EB-Z11005	EB-Z9800W	EB-Z11000W
			
Resolution	XGA (1024 x 768)	WXGA (1280 x 800)	WXGA (1280 x 800)
Native aspect	4:3	16:10	16:10
Colour Light Output (lumens) normal / eco	11,000 / 7,300	8,300 / 7,100	11,000 / 7,100
Contrast ratio	15,000:1	15,000:1	15,000:1
Lamp life (hours) normal / eco	2,000 / 4,000	3,000 / 4,000	2,000 / 4,000
Throw ratio in native aspect	1.63 - 2.65:1 (Standard Lens)	1.57 - 2.56:1 (Standard Lens)	1.57 - 2.56:1 (Standard Lens)
Image size (diagonal)	60 - 500"	60 - 500"	60 - 500"
Zoom	Optical x1.61	Optical x1.61	Optical x1.61
Vertical keystone Horizontal keystone	Manual ±30° Manual ±30°	Manual ±30° Manual ±30°	Manual ±30° Manual ±30°
Lens shift	± 56% Vertical ± 19% Horizontal	± 60% Vertical ± 18% Horizontal	± 60% Vertical ± 18% Horizontal
Speaker output	N/A	N/A	N/A
Connectivity	VGA in, VGA out, HDMI, DVI-D, HDBaseT, 5-BNC, Composite 1-BNC, S-Video, RS-232C, Wired remote in	VGA in, VGA out, HDMI, DVI-D, HDBaseT, 5-BNC, Composite 1-BNC, S-Video, RS-232C, Wired remote in	VGA in, VGA out, HDMI, DVI-D, HDBaseT, 5-BNC, Composite 1-BNC, S-Video, RS-232C, Wired remote in
Audio connectivity	N/A	N/A	N/A
Networking	LAN (RJ45) & Optional Wireless LAN unit	LAN (RJ45) & Optional Wireless LAN unit	LAN (RJ45) & Optional Wireless LAN unit
EasyMP™ Software Solutions	EasyMP Network Monitor, EasyMP Network Projection, EasyMP Multi-PC Projection	EasyMP Network Monitor, EasyMP Network Projection, EasyMP Multi-PC Projection	EasyMP Network Monitor, EasyMP Network Projection, EasyMP Multi-PC Projection
Other features	Interchangeable lens options, Powered zoom, focus & lens shift, Liquid cooling, DCDi by Faroudja, Split screen, Schedule function, Point correction, Curved surface & corner wall correction, DICOM colour mode, Copy OSD settings, 360° installation, Edge blending, Illuminated LCD display, Portrait projection*	Interchangeable lens options, Powered zoom, focus & lens shift, DCDi by Faroudja, Split screen, Schedule function, Point correction, Curved surface & corner wall correction, DICOM colour mode, Copy OSD settings, 360° installation, Edge blending, Illuminated LCD display, Portrait projection*	Interchangeable lens options, Powered zoom, focus & lens shift, Liquid cooling, DCDi by Faroudja, Split screen, Schedule function, Point correction, Curved surface & corner wall correction, DICOM colour mode, Copy OSD settings, 360° installation, Edge blending, Illuminated LCD display, Portrait projection*
Noise (dB) normal / eco	40 / 35	37 / 35	40 / 35
Weight (kg)	26	25	26
Dimensions exc. feet (W x D x H mm)	534 x 741 x 197 (exc. handle)	534 x 741 x 197 (exc. handle)	534 x 741 x 197 (exc. handle)
Power consumption normal / eco	1,060W / 788W	809W / 721W	1,060W / 788W
Power consumption standby, comm. off	0.37W	0.37W	0.37W

24 *Portrait projection requires a different set of lamps. Lamp life is reduced to 1,000 hours.

Large Venue Install

EB-Z9750U



EB-Z9870U



EB-Z9875U






EB-Z10000U



WUXGA (1920 x 1200)	WUXGA (1920 x 1200)	WUXGA (1920 x 1200)	WUXGA (1920 x 1200)
16:10	16:10	16:10	16:10
7,500 / 6,600	8,700 / 6,600	8,700 / 6,600	10,000 / 6,600
15,000:1	15,000:1	15,000:1	15,000:1
3,000 / 4,000	2,500 / 4,000	2,500 / 4,000	2,000 / 4,000
1.57 - 2.56:1 (Standard Lens)	1.57 - 2.56:1 (Standard Lens)	1.57 - 2.56:1 (Standard Lens)	1.57 - 2.56:1 (Standard Lens)
60° - 500°	60° - 500°	60 - 500°	60° - 500°
Optical x1.61	Optical x1.61	Optical x1.61	Optical x1.61
Manual ±30° Manual ±30°	Manual ±30° Manual ±30°	Manual ±30° Manual ±30°	Manual ±30° Manual ±30°
± 60% Vertical ± 18% Horizontal	± 60% Vertical ± 18% Horizontal	± 60% Vertical ± 18% Horizontal	± 60% Vertical ± 18% Horizontal
N/A	N/A	N/A	N/A
VGA in, VGA out, HDMI, DVI-D, HDBaseT, 5-BNC, Composite 1-BNC, S-Video, RS-232C, Wired remote in	VGA in, VGA out, HDMI, DVI-D, HDBaseT, 5-BNC, Composite 1-BNC, S-Video, RS-232C, Wired remote in, 3G-SDI	VGA in, VGA out, HDMI, DVI-D, HDBaseT, 5-BNC, Composite 1-BNC, S-Video, RS-232C, Wired remote in, 3G-SDI	VGA in, VGA out, HDMI, DVI-D, HDBaseT, 5-BNC, Composite 1-BNC, S-Video, RS-232C, Wired remote in, 3G-SDI
N/A	N/A	N/A	N/A
LAN (RJ45) & Optional Wireless LAN unit	LAN (RJ45) & Optional Wireless LAN unit	LAN (RJ45) & Optional Wireless LAN unit	LAN (RJ45) & Optional Wireless LAN unit
EasyMP Network Monitor, EasyMP Network Projection, EasyMP Multi- PC Projection	EasyMP Network Monitor, EasyMP Network Projection, EasyMP Multi- PC Projection	EasyMP Network Monitor, EasyMP Network Projection, EasyMP Multi- PC Projection	EasyMP Network Monitor, EasyMP Network Projection, EasyMP Multi- PC Projection
Interchangeable lens options, Powered zoom, focus & lens shift, DCDi by Faroudja, Split screen, Schedule function, Point correction, Curved surface & corner wall correction, DICOM colour mode, Copy OSD settings, 360° installation, Edge blending, Illuminated LCD display, Portrait projection*, Frame interpolation	Interchangeable lens options, Powered zoom, focus & lens shift, Liquid cooling, DCDi by Faroudja, Split screen, Schedule function, Point correction, Curved surface & corner wall correction, DICOM colour mode, Copy OSD settings, 360° installation, Edge blending, Illuminated LCD display, Portrait projection*, Frame interpolation	Interchangeable lens options, Powered zoom, focus & lens shift, Liquid cooling, DCDi by Faroudja, Split screen, Schedule function, Point correction, Curved surface & corner wall correction, DICOM colour mode, Copy OSD settings, 360° installation, Edge blending, Illuminated LCD display, Portrait projection*, Frame interpolation	Interchangeable lens options, Powered zoom, focus & lens shift, Liquid cooling, DCDi by Faroudja, Split screen, Schedule function, Point correction, Curved surface & corner wall correction, DICOM colour mode, Copy OSD settings, 360° installation, Edge blending, Illuminated LCD display, Portrait projection*, Frame interpolation
37 / 35	38 / 35	38 / 35	40 / 35
25	26	26	26
534 x 741 x 197 (exc. handle)	534 x 741 x 197 (exc. handle)	534 x 741 x 197 (exc. handle)	534 x 741 x 197 (exc. handle)
809W / 721W	948W / 788W	948W / 788W	1,060W / 788W
0.37W	0.37W	0.37W	0.37W

*Portrait projection requires a different set of lamps. Lamp life is reduced to 1,000 hours.

Projector Type	Large Venue Install	Home	
Model	EB-Z10005U	EH-TW570	EH-TW5210 NEW
			
Resolution	WUXGA (1920 x 1200)	720p (1280 x 800)	1080p (1920x1080)
Native aspect	16:10	16:10	16:9
Colour Light Output (lumens) normal / eco	10,000 / 6,600	3,000	2,200
Contrast ratio	15,000:1	15,000:1	30,000:1
Lamp life (hours) normal / eco	2,000 / 4,000	5,000 / 6,000	4,000 / 7,500
Throw ratio in native aspect	1.57 - 2.56:1 (Standard Lens)	1.30 - 1.56:1	1.22 - 1.47:1
Image size (diagonal)	60" - 500"	33 - 320"	34 - 332"
Zoom	Optical x1.61	Optical x1.2	Optical x1.2
Vertical keystone Horizontal keystone	Manual ±30° Manual ±30°	Automatic ±30° Manual ±30°	Manual ±30° Manual ±30°
Lens shift	± 60% Vertical ± 18% Horizontal	N/A	N/A
Speaker output	N/A	2W	5W
Connectivity	VGA in, VGA out, HDMI, DVI-D, HDBaseT, 5-BNC, Composite 1-BNC, S-Video, RS-232C, Wired remote in, 3G-SDI	VGA in, Composite RCA, HDMI, S-Video, USB type A, USB type B, MHL (via HDMI)	VGA In, Composite RCA, HDMI x 2, MHL (via HDMI 1), USB type A, USB type B
Audio connectivity	N/A	RCA pair in, Stereo mini jack out	RCA pair in, Stereo mini jack out
Networking	LAN (RJ45) & Optional Wireless LAN unit	Optional Wireless LAN unit	N/A
EasyMP™ Software Solutions	EasyMP Network Monitor, EasyMP Network Projection, EasyMP Multi-PC Projection	EasyMP Network Monitor, EasyMP Network Projection, EasyMP Multi-PC Projection (all require wireless adapter)	N/A
Other features	Interchangeable lens options, Powered zoom, focus & lens shift, Liquid cooling, DCDi by Faroudja, Split screen, Schedule function, Point correction, Curved surface & corner wall correction, DICOM colour mode, Copy OSD settings, 360° installation, Edge blending, Illuminated LCD display, Portrait projection*, Frame interpolation	Active 3D, 4 colour modes, A/V mute slide, Horizontal keystone slider, Auto lamp dimming, Game mode, Split screen, QR code function, 3D depth adjustment	Active 3D, Frame Interpolation, Detail Enhancement, 4 colour modes, 2D to 3D conversion, 3D depth adjustment
Noise (dB) normal / eco	40 / 35	37 / 29	37 / 27
Weight (kg)	26	2.4	2.9
Dimensions exc. feet (W x D x H mm)	534 x 741 x 197 (exc. handle)	297 x 234 x 77	297 x 245 x 114
Power consumption normal / eco	1,060W / 788W	270W / 201W	291W / 224W
Power consumption standby, comm. off	0.37W	0.28W	0.28W

EH-TW5300
NEW**EH-TW5350**
NEW**EH-TW6600****EH-TW6600W**

1080p (1920 x 1080)	1080p (1920 x 1080)	1080p (1920 x 1080)	1080p (1920 x 1080)
16:9	16:9	16:9	16:9
2,200	2,200	2,500	2,500
35,000:1	35,000:1	70,000:1	70,000:1
4,000 / 7,500	4,000 / 7,500	3,500 / 5,000	3,500 / 5,000
1.22 - 1.47:1	1.22 - 1.47:1	1.32 - 2.15:1	1.32 - 2.15:1
34 - 332"	34 - 332"	30 - 300"	30 - 300"
Optical x1.2	Optical x1.2	Optical x1.6	Optical x1.6
Automatic $\pm 30^\circ$ Manual $\pm 30^\circ$	Automatic $\pm 30^\circ$ Manual $\pm 30^\circ$	Manual $\pm 30^\circ$ Manual $\pm 30^\circ$	Manual $\pm 30^\circ$ Manual $\pm 30^\circ$
N/A	N/A	$\pm 60\%$ Vertical $\pm 24\%$ Horizontal	$\pm 60\%$ Vertical $\pm 24\%$ Horizontal
5W	5W	2 x 10W Stereo	2 x 10W Stereo
VGA In, Composite RCA, HDMI x 2, MHL (via HDMI 1), USB type A, USB type B	VGA In, Composite RCA, HDMI x 2, MHL (via HDMI 1), USB type A, USB type B, Miracast	VGA in, Composite RCA, Component, HDMI x 2, MHL (via HDMI 1), USB type A, RS-232C, Trigger out	VGA in, Composite RCA, Component, HDMI x 2, MHL (via HDMI 1), USB type A, RS-232C, Trigger out, WirelessHD
RCA pair in, Stereo mini jack out	RCA pair in, Stereo mini jack out	RCA pair in, Stereo mini jack out	RCA pair in, Stereo mini jack out
N/A	Wireless LAN	Optional Wireless LAN unit	Optional Wireless LAN unit
N/A	EasyMP Network Projection	EasyMP Network Projection (requires wireless adapter)	EasyMP Network Projection (requires wireless adapter)
Active 3D, Frame Interpolation, Detail Enhancement, 4 colour modes, 2D to 3D conversion, 3D depth adjustment	Active 3D, Frame Interpolation, Detail Enhancement, 4 colour modes, 2D to 3D conversion, Split screen, QR code function, 3D depth adjustment	Active 3D, Picture-in- Picture, Super resolution, Detail enhancement, Auto colour optimiser, 2D to 3D conversion, 3D depth adjustment, 1 pair of 3D RF glasses included	Active 3D, Picture-in- Picture, Super resolution, Detail enhancement, Auto colour optimiser, 2D to 3D conversion, 3D depth adjustment, 1 pair of 3D RF glasses included, WirelessHD transmitter included (5 x HDMI inputs with 1 x MHL, HDMI output, USB charging & optical audio out)
37 / 27	37 / 27	35 / 24	35 / 24
2.9	3.1	6.7	6.8
297 x 245 x 114	297 x 245 x 114	410 x 304 x 157	410 x 304 x 157
291W / 224W	291W / 224W	366W / 281W	366W / 281W
0.28W	0.28W	0.43W	0.43W

Projector Type	Home		
Model	EH-TW7200	EH-TW9200	EH-TW9200W
			
Resolution	1080p (1920 x 1080)	1080p (1920 x 1080)	1080p (1920 x 1080)
Native aspect	16:9	16:9	16:9
Colour Light Output (lumens) normal / eco	2,000	2,400	2,400
Contrast ratio	120,000:1	600,000:1	600,000:1
Lamp life (hours) normal / eco	4,000 / 5,000	4,000 / 5,000	4,000 / 5,000
Throw ratio in native aspect	1.34 - 2.87:1	1.34 - 2.87:1	1.34 - 2.87:1
Image size (diagonal)	30 - 300"	30 - 300"	30 - 300"
Zoom	Optical x2.1	Optical x2.1	Optical x2.1
Vertical keystone Horizontal keystone	Manual $\pm 30^\circ$ N/A	Manual $\pm 30^\circ$ N/A	Manual $\pm 30^\circ$ N/A
Lens shift	$\pm 96.3\%$ Vertical $\pm 47.1\%$ Horizontal	$\pm 96.3\%$ Vertical $\pm 47.1\%$ Horizontal	$\pm 96.3\%$ Vertical $\pm 47.1\%$ Horizontal
Speaker output	N/A	N/A	N/A
Connectivity	VGA in, Composite RCA, Component, HDMI x 2, RS-232C, Trigger out	VGA in, Composite RCA, Component, HDMI x 2, RS-232C, Trigger out	VGA in, Composite RCA, Component, HDMI x 2, RS-232C, Trigger out, WirelessHD
Audio connectivity	N/A	N/A	N/A
Networking	N/A	N/A	N/A
EasyMP™ Software Solutions	N/A	N/A	N/A
Other features	Active 3D, Picture-in-Picture, Super resolution, 2D to 3D conversion, Powered lens shutter, 1 pair of 3D RF glasses included	Active 3D, Picture-in-Picture, Super resolution, 2D to 3D conversion, Frame interpolation, ISF calibration, Powered lens shutter, 2 pairs of 3D RF glasses included	Active 3D, Picture-in-Picture, Super resolution, 2D to 3D conversion, Frame interpolation, ISF calibration, Powered lens shutter, 2 pairs of 3D RF glasses included, WirelessHD transmitter included (5 x HDMI inputs with 1 x MHL, HDMI output, USB charging & optical audio out)
Noise (dB) normal / eco	32 / 22	32 / 22	32 / 22
Weight (kg)	8.4	8.4	8.6
Dimensions exc. feet (W x D x H mm)	466 x 395 x 155	466 x 395 x 155	466 x 395 x 155
Power consumption normal / eco	334W / 270W	334W / 270W	334W / 270W
Power consumption standby, comm. off	0.4W	0.4W	0.4W

MODEL SPECIFIC OPTIONS



ELPMB45 Short Throw Wall Mount **NEW**

Purpose-built wall mount for Epson's short throw series (EB-520, EB-525W, EB-530, EB-535W, EB-536Wi).



ELPMB29 Ultra-short-throw Table Mount

Designed specifically for the Epson ultra-short-throw interactive range, this table mount ensures safe and practical desktop projection.

- Turn any suitable table into an interactive surface
- Safe and secure installation
- Up to 65" diagonal image size (image size based on Epson models EB-575Wi, EB-585Wi and EB-595Wi - other models may vary)



ELPMB44 Stacking Frame

Epson designed frame for portrait projection and stacking to support a wide range of installations, specifically for use with the EB-Z Series installation projectors.



ELPHD01 HDBaseT Transmitter

HDBaseT technology can carry Full HD video, audio, network and control commands on a single CAT-5/6 cable over 100m long. Compatible with the EB-G and EB-Z Series.



ELPGS02A Passive 3D Glasses (Adult x 5)

Pack of 5 adult size passive 3D glasses for use with the Epson EB-W16SK.



ELPGS02B Passive 3D Glasses (Child x 5)

Pack of 5 child size passive 3D glasses for use with the Epson EB-W16SK.



ELPGS03 Active 3D RF Glasses

Active 3D radio frequency glasses for Epson's range of 3D home cinema projectors and the EB-W16.

EPSON PERIPHERALS

Epson Visualisers



ELPDC06 Portable Visualiser

- 2MP image resolution
- Easy to carry, weighs less than 1kg
- Two-in-one USB cable connection for power and display
- 4x digital zoom, 90° head rotation and autofocus function
- Practical freeze function
- Secure with Kensington lock hole
- Direct USB connection to selected Epson projectors

Epson Speakers



ELPSP02 Active Speakers

An optional extra fully compatible with Epson's Control and Connection Box, the ELPSP02 Active Speakers offer powerful 2 x 15W stereo audio support, for perfect clarity even in larger rooms.

Epson Projector Control

ELPCB02 Control and Connection Box



Epson's tailor-made Control and Connection Box is designed to meet the needs of education users. It offers a neat and tidy cable management solution, and is compatible with the majority of Epson projectors that feature an RS-232C connection. With large, clearly marked buttons to match those on Epson's projectors, ease of use is assured, allowing presenters to quickly power on and adjust source and volume. Compatible with Epson's 3-in-1 USB Display and ELPDC06 Visualiser, the USB signal is also boosted to extend up to 10m.

Epson Wireless Connectors

ELPAP07 Wireless LAN Adapter

ELPAP10 Wireless LAN Adapter **NEW**



Enable wireless connectivity in your compatible Epson projector with this easy-to-install wireless LAN adapter.

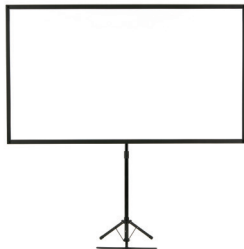
ELPAP09 Quick Wireless Connection USB Key



This plug and play USB key creates an easy to use peer to peer wireless connection - simply insert the USB key into the PC, allowing the network information of the projector to be transferred to the USB key and then connect wirelessly.

EPSON PERIPHERALS

Epson Portable Screens



ELPSC21 80" Mobile 16:9 Screen

- 80 inch portable screen
 - 16:9 aspect perfect for 1080p gaming and movies
 - Less than 4kg, with included carry case
 - Easy set up
-



ELPSC24 80" Pull Up 16:10 Screen

- 80 inch pull up screen
- 16:10 aspect perfect for WXGA and WUXGA projectors
- Ideal for small to medium sized meeting rooms
- Weighs 9kg



ELPSC26 65" / 74" / 80" Multi Aspect Screen

- 65 inch 4:3 / 74 inch 16:10 / 80 inch 16:9 flexible screen
 - Change screen aspect to suit projector
 - Weighs 10kg, supplied with carry case
-



ELPSC32 50" 4:3 Desktop Screen

- 50 inch pull out screen
- 4:3 aspect for presentations - ideal for SVGA and XGA projectors
- Quick set up for desktop usage
- Perfect for travelling presenters – weighs just 3kg

EB-G6000 SERIES LENS OPTIONS

Lens Type	Rear Projection	Short Throw	Standard	Middle Throw 1	Middle Throw 2	Long Throw
Reference	ELPLR03	ELPLU01	ELPLS06	ELPLM04	ELPLM05	ELPLL06
Order number	V12H004R03	V12H004U01	V12H004S06	V12H004M04	V12H004M05	V12H004L06
Focus / zoom type	Manual (no zoom)	Manual	Manual	Manual	Manual	Manual
Zoom ratio	N/A	1 – 1.2	1 – 1.8	1 – 1.5	1 – 1.5	1 – 1.35
Throw ratio						
Aspect ratio						
XGA models	0.77	0.65 – 0.79	1.29 – 2.35	2.34 – 3.56	3.49 – 5.34	5.26 – 7.12
WXGA and WUXGA models	0.76	0.64 – 0.77	1.26 – 2.30	2.20 – 3.42	3.18 – 5.03	4.71 – 6.65
	0.91	0.77 – 0.93	1.52 – 2.76	2.64 – 4.1	3.82 – 6.04	5.65 – 7.98
F number	2.03	2.15 – 2.33	1.65 – 2.55	1.83 – 2.45	1.83 – 2.53	1.84 – 2.32
Focal length	12.76mm	10.9mm – 12.95mm	21.28mm – 37.94mm	38.07mm – 57.09mm	56.76mm – 85.25mm	84.91mm – 114.61mm
Screen size range						
XGA models	30 – 200 inch	60 – 300 inch	30 – 300 inch	40 – 300 inch	40 – 300 inch	40 – 300 inch
WXGA and WUXGA models	50 – 200 inch	60 – 300 inch	50 – 300 inch	50 – 300 inch	50 – 300 inch	50 – 300 inch
Manual lens shift						
XGA models	N/A	±57% / ±30% max	±57% / ±30% max	±57% / ±30% max	±57% / ±30% max	±57% / ±30% max
WXGA and WUXGA models	N/A	±67% / ±30% max	±67% / ±30% max	±67% / ±30% max	±67% / ±30% max	±67% / ±30% max
Lens protection	Lens cover cap	Lens cover cap	Lens cover cap	Lens cover cap	Lens cover cap	Lens cover cap
Weight	0.78kg	1.586kg	0.6kg	0.89kg	0.95kg	0.9kg

EB-Z SERIES LENS OPTIONS

Lens Type	Rear Projection	Short Throw	Wide Zoom	Standard	Middle Throw 1	Middle Throw 2	Long Throw
Reference	ELPLR04	ELPLU02	ELPLW04	ELPLS04	ELPLM06	ELPLM07	ELPLL07
Order number	V12H004R04	V12H004U02	V12H004W04	V12H004S04	V12H004M06	V12H004M07	V12H004L07
Focus / zoom type	Powered: Focus only	Powered: Zoom/Focus	Powered: Zoom/Focus	Powered: Zoom/Focus	Powered: Zoom/Focus	Powered: Zoom/Focus	Powered: Zoom/Focus
Zoom ratio	N/A	1 - 1.2	1 - 1.37	1 - 1.61	1 - 1.5	1 - 1.5	1 - 1.39
Throw ratio							
Aspect ratio							
XGA models	0.72	0.66 - 0.80	1.23 - 1.68	1.63 - 2.65	2.51 - 3.85	3.66 - 5.60	5.45 - 7.67
WXGA and WUXGA models	0.70	0.64 - 0.77	1.19 - 1.62	1.57 - 2.56	2.42 - 3.71	3.54 - 5.41	5.27 - 7.41
	0.85	0.77 - 0.93	1.44 - 1.96	1.91 - 3.08	2.94 - 4.48	4.30 - 6.53	6.39 - 8.95
F number	1.85	2.0 - 2.1	1.8 - 2.26	1.65 - 2.51	1.81 - 2.4	1.81 - 2.34	1.8 - 2.45
Focal length	16.15mm	14.8mm - 17.7mm	27.32mm - 37.04mm	36.00mm - 57.35mm	55.43mm - 83.3mm	80.59mm - 121.1mm	181.98mm - 165.39mm
Screen size range							
All models	60 - 500 inch	60 - 500 inch	60 - 500 inch	60 - 500 inch	60 - 500 inch	60 - 500 inch	60 - 500 inch
Lens Shift							
XGA models	N/A	±50% / ±19% max	±50% / ±19% max	±50% / ±19% max	±50% / ±19% max	±50% / ±19% max	±50% / ±19% max
WXGA and WUXGA models	N/A	±60% / ±18% max	±60% / ±18% max	±60% / ±18% max	±60% / ±18% max	±60% / ±18% max	±60% / ±18% max
Lens protection	Lens cover cap	Lens cover cap	Lens cover cap	Lens cover cap	Lens cover cap	Lens cover cap	Lens cover cap
Weight	1.95 Kg	3.0 Kg	2.86 Kg	1.82 Kg	2.6 Kg	2.2 Kg	2.2 Kg

For further information please contact your local Epson office or visit www.epson-europe.com:

Austria	01 253 49 78 333
Belgium	+32 (0)2 792 04 47
Czech	800/142 052
Denmark	44 50 85 85
Finland	0201 552 091
France	09 74 75 04 04 (Cost of local call, operator charges may apply)
Germany	+49 (0) 2159/92 79 500
Greece	210-8099499
Hungary	06800 147 83
Ireland	01 436 7742
Italy	02-660321 10 (0,12 €/min)
Luxembourg	+352 27860692
Middle East	+9714 8872172
Netherlands	+31 (0)20 708 5099
Norway	+47 67 11 37 00
Poland	0-0-800 4911299 (0,16 zł/min)
Portugal	707 222 111
Russia	(095) 777-03-55
Slovakia	0850 111 429
South Africa	(+2711) 465-9621
Spain	93 582 15 00
Sweden	0771-400135 (Mobilsamtal – 0,99 kr/min, Lokala samtal – 0,30 kr/min, Utlandssamtal – 0,89 kr/min)
Switzerland	022 592 7923
Turkey	(0212) 3360303
United Kingdom	0871 222 6702



Better Products 
for a Better Future

Trademarks and registered trademarks are the property of Seiko Epson Corporation or their respective owners. Product information is subject to change without prior notice.

¹ Colour Brightness (colour light output) measured in accordance with IDMS 15.4. Colour Brightness will vary depending on usage conditions. Leading Epson 3LCD projectors in the home entertainment segment (720p and 1080p) compared to leading one-chip DLP projectors, based on NPD data for June 2013 through May 2014.

For more information please visit www.epson.eu/CLO

² Survey conducted by Futuresource Consulting Limited for the period from 2001 to 2015.

EPSON[®]