

Form **990-PF**

**Return of Private Foundation
or Section 4947(a)(1) Nonexempt Charitable Trust
Treated as a Private Foundation**

OMB No 1545-0052

2011

Department of the Treasury
Internal Revenue Service

Note. The foundation may be able to use a copy of this return to satisfy state reporting requirements

For calendar year 2011 or tax year beginning , and ending

Name of foundation BAILEY FAMILY FOUNDATION, INC.		A Employer identification number 54-1850780
Number and street (or P O box number if mail is not delivered to street address) 912 WEST PLATT STREET	Room/suite 200	B Telephone number (see instructions) 813-549-6140
City or town, state, and ZIP code TAMPA FL 33606-2108		C If exemption application is pending, check here <input type="checkbox"/>
G Check all that apply: <input type="checkbox"/> Initial return <input type="checkbox"/> Initial return of a former public charity <input type="checkbox"/> Final return <input type="checkbox"/> Amended return <input type="checkbox"/> Address change <input type="checkbox"/> Name change		D 1. Foreign organizations, check here <input type="checkbox"/> 2. Foreign organizations meeting the 85% test, check here and attach computation <input type="checkbox"/>
H Check type of organization: <input checked="" type="checkbox"/> Section 501(c)(3) exempt private foundation <input type="checkbox"/> Section 4947(a)(1) nonexempt charitable trust <input type="checkbox"/> Other taxable private foundation		E If private foundation status was terminated under section 507(b)(1)(A), check here <input type="checkbox"/>
I Fair market value of all assets at end of year (from Part II, col (c), line 16) \$ 44,572,539	J Accounting method: <input checked="" type="checkbox"/> Cash <input type="checkbox"/> Accrual <input type="checkbox"/> Other (specify)	F If the foundation is in a 60-month termination under section 507(b)(1)(B), check here <input type="checkbox"/>
(Part I, column (d) must be on cash basis.)		

Part I Analysis of Revenue and Expenses (The total of amounts in columns (b), (c), and (d) may not necessarily equal the amounts in column (a) (see instructions))	(a) Revenue and expenses per books	(b) Net investment income	(c) Adjusted net income	(d) Disbursements for charitable purposes (cash basis only)
1 Contributions, gifts, grants, etc., received (attach schedule)				
2 Check <input checked="" type="checkbox"/> if the foundation is not required to attach Sch B				
3 Interest on savings and temporary cash investments	1,872	1,872	1,872	
4 Dividends and interest from securities	818,206	818,206	818,206	
5a Gross rents	58,176	58,176	58,176	
b Net rental income or (loss) 58,176				
6a Net gain or (loss) from sale of assets not on line 10	2,823,047			
b Gross sales price for all assets on line 6a 58,235,654				
7 Capital gain net income (from Part IV, line 2)		2,823,047		
8 Net short-term capital gain			0	
9 Income modifications				
10a Gross sales less returns & allowances				
b Less: Cost of goods sold				
c Gross profit or (loss) (attach schedule)				
11 Other income (attach schedule) STMT 1	2,900	1,400	2,900	
12 Total. Add lines 1 through 11	3,704,201	3,702,701	881,154	
13 Compensation of officers, directors, trustees, etc	0			
14 Other employee salaries and wages	173,432			173,432
15 Pension plans, employee benefits	28,494			28,494
16a Legal fees (attach schedule) SEE STMT 2	3,808	3,750		58
b Accounting fees (attach schedule) STMT 3	17,000	10,000		7,000
c Other professional fees (attach schedule) STMT 4	285,445	223,895	223,895	61,550
17 Interest				
18 Taxes (attach schedule) (see instructions) STMT 5	76,355	37,266	37,266	39,089
19 Depreciation (attach schedule) and depletion STMT 6	118,901	29,592	29,592	
20 Occupancy	19,410			19,410
21 Travel, conferences, and meetings	18,901			18,901
22 Printing and publications	80,304			80,304
23 Other expenses (att sch) STMT 7	355,899	144,537	140,677	211,368
24 Total operating and administrative expenses. Add lines 13 through 23	1,177,949	449,040	431,430	639,606
25 Contributions, gifts, grants paid	3,233,294			3,233,294
26 Total expenses and disbursements. Add lines 24 and 25	4,411,243	449,040	431,430	3,872,900
27 Subtract line 26 from line 12.				
a Excess of revenue over expenses and disbursements	-707,042			
b Net investment income (if negative, enter -0-)		3,253,661		
c Adjusted net income (if negative, enter -0-)			449,724	

SCANNED NOV 26 2012
Operating and Administrative Expenses

For Paperwork Reduction Act Notice, see instructions.

DAA

Form **990-PF** (2011)

91343

Part II	Balance Sheets	Attached schedules and amounts in the description column should be for end-of-year amounts only (See instructions)	Beginning of year	End of year	
			(a) Book Value	(b) Book Value	(c) Fair Market Value
Assets	1	Cash—non-interest-bearing		510	510
	2	Savings and temporary cash investments	768,842	1,176,273	1,176,273
	3	Accounts receivable ▶ Less: allowance for doubtful accounts ▶			
	4	Pledges receivable ▶ Less: allowance for doubtful accounts ▶			
	5	Grants receivable			
	6	Receivables due from officers, directors, trustees, and other disqualified persons (attach schedule) (see instructions)			
	7	Other notes and loans receivable (att. schedule) ▶ Less allowance for doubtful accounts ▶	0		
	8	Inventories for sale or use			
	9	Prepaid expenses and deferred charges	2,244	2,150	2,150
	10a	Investments—U S and state government obligations (attach schedule)			
	b	Investments—corporate stock (attach schedule) SEE STMT 8	24,392,691	24,909,446	24,635,594
	c	Investments—corporate bonds (attach schedule) SEE STMT 9	1,871,159	562,834	571,432
	11	Investments—land, buildings, and equipment basis ▶ Less accumulated depreciation (attach sch) ▶ STMT 10	5,175,163 156,462	5,018,701	2,985,564
	12	Investments—mortgage loans			
	13	Investments—other (attach schedule) SEE STATEMENT 11	14,502,840	14,334,087	14,316,760
	14	Land, buildings, and equipment basis ▶ Less accumulated depreciation (attach sch) ▶ STMT 12	3,119,982 533,004	2,586,978	881,156
15	Other assets (describe ▶ SEE STATEMENT 13)	3,100	3,100	3,100	
16	Total assets (to be completed by all filers—see the instructions Also, see page 1, item I)	49,258,669	48,594,079	44,572,539	
Liabilities	17	Accounts payable and accrued expenses			
	18	Grants payable			
	19	Deferred revenue			
	20	Loans from officers, directors, trustees, and other disqualified persons			
	21	Mortgages and other notes payable (attach schedule)			
	22	Other liabilities (describe ▶ SEE STATEMENT 14)	3,875	110,101	
23	Total liabilities (add lines 17 through 22)	3,875	110,101		
Net Assets or Fund Balances	Foundations that follow SFAS 117, check here and complete lines 24 through 26 and lines 30 and 31. ▶ <input type="checkbox"/>				
	24	Unrestricted			
	25	Temporarily restricted			
	26	Permanently restricted			
	Foundations that do not follow SFAS 117, check here and complete lines 27 through 31. ▶ <input checked="" type="checkbox"/>				
	27	Capital stock, trust principal, or current funds	49,254,794	48,483,978	
	28	Paid-in or capital surplus, or land, bldg, and equipment fund			
29	Retained earnings, accumulated income, endowment, or other funds				
30	Total net assets or fund balances (see instructions)	49,254,794	48,483,978		
31	Total liabilities and net assets/fund balances (see instructions)	49,258,669	48,594,079		

Part III Analysis of Changes in Net Assets or Fund Balances

1	Total net assets or fund balances at beginning of year—Part II, column (a), line 30 (must agree with end-of-year figure reported on prior year's return)	1	49,254,794
2	Enter amount from Part I, line 27a	2	-707,042
3	Other increases not included in line 2 (itemize) ▶	3	
4	Add lines 1, 2, and 3	4	48,547,752
5	Decreases not included in line 2 (itemize) ▶ SEE STATEMENT 15	5	63,774
6	Total net assets or fund balances at end of year (line 4 minus line 5)—Part II, column (b), line 30	6	48,483,978

Part IV Capital Gains and Losses for Tax on Investment Income

(a) List and describe the kind(s) of property sold (e.g., real estate, 2-story brick warehouse, or common stock, 200 shs. MLC Co.)		(b) How acquired P—Purchase D—Donation	(c) Date acquired (mo., day, yr.)	(d) Date sold (mo., day, yr.)
1a SEE WORKSHEET				
b				
c				
d				
e				
(e) Gross sales price	(f) Depreciation allowed (or allowable)	(g) Cost or other basis plus expense of sale	(h) Gain or (loss) (e) plus (f) minus (g)	
a				
b				
c				
d				
e				
Complete only for assets showing gain in column (h) and owned by the foundation on 12/31/69			(l) Gains (Col. (h) gain minus col. (k), but not less than -0-) or Losses (from col. (h))	
(i) FMV as of 12/31/69	(j) Adjusted basis as of 12/31/69	(k) Excess of col. (i) over col. (j), if any		
a				
b				
c				
d				
e				
2 Capital gain net income or (net capital loss)		{ If gain, also enter in Part I, line 7 If (loss), enter -0- in Part I, line 7 }	2	2,823,047
3 Net short-term capital gain or (loss) as defined in sections 1222(5) and (6): If gain, also enter in Part I, line 8, column (c) (see instructions). If (loss), enter -0- in Part I, line 8			3	-254,064

Part V Qualification Under Section 4940(e) for Reduced Tax on Net Investment Income

(For optional use by domestic private foundations subject to the section 4940(a) tax on net investment income.)

If section 4940(d)(2) applies, leave this part blank.

Was the foundation liable for the section 4942 tax on the distributable amount of any year in the base period? Yes No

If "Yes," the foundation does not qualify under section 4940(e). Do not complete this part.

1 Enter the appropriate amount in each column for each year; see the instructions before making any entries.

(a) Base period years Calendar year (or tax year beginning in)	(b) Adjusted qualifying distributions	(c) Net value of noncharitable-use assets	(d) Distribution ratio (col. (b) divided by col. (c))
2010	3,675,857	54,814,669	0.067060
2009	3,558,579	50,614,914	0.070307
2008	3,182,249	59,910,255	0.053117
2007	3,631,539	70,302,932	0.051656
2006	4,393,221	61,956,877	0.070908
2 Total of line 1, column (d)			2 0.313048
3 Average distribution ratio for the 5-year base period—divide the total on line 2 by 5, or by the number of years the foundation has been in existence if less than 5 years			3 0.062610
4 Enter the net value of noncharitable-use assets for 2011 from Part X, line 5			4 50,006,656
5 Multiply line 4 by line 3			5 3,130,917
6 Enter 1% of net investment income (1% of Part I, line 27b)			6 32,537
7 Add lines 5 and 6			7 3,163,454
8 Enter qualifying distributions from Part XII, line 4 If line 8 is equal to or greater than line 7, check the box in Part VI, line 1b, and complete that part using a 1% tax rate. See the Part VI instructions			8 3,891,035

Part VI Excise Tax Based on Investment Income (Section 4940(a), 4940(b), 4940(e), or 4948—see instructions)

1a	Exempt operating foundations described in section 4940(d)(2), check here <input type="checkbox"/> and enter "N/A" on line 1. Date of ruling or determination letter: (attach copy of letter if necessary—see instructions)		
b	Domestic foundations that meet the section 4940(e) requirements in Part V, check here <input checked="" type="checkbox"/> and enter 1% of Part I, line 27b	1	32,537
c	All other domestic foundations enter 2% of line 27b. Exempt foreign organizations enter 4% of Part I, line 12, col. (b).		
2	Tax under section 511 (domestic section 4947(a)(1) trusts and taxable foundations only. Others enter -0-)	2	0
3	Add lines 1 and 2	3	32,537
4	Subtitle A (income) tax (domestic section 4947(a)(1) trusts and taxable foundations only. Others enter -0-)	4	0
5	Tax based on investment income. Subtract line 4 from line 3. If zero or less, enter -0-	5	32,537
6	Credits/Payments:		
a	2011 estimated tax payments and 2010 overpayment credited to 2011	6a	25,100
b	Exempt foreign organizations—tax withheld at source	6b	
c	Tax paid with application for extension of time to file (Form 8868)	6c	25,000
d	Backup withholding erroneously withheld	6d	
7	Total credits and payments. Add lines 6a through 6d	7	50,100
8	Enter any penalty for underpayment of estimated tax. Check here <input type="checkbox"/> if Form 2220 is attached	8	
9	Tax due. If the total of lines 5 and 8 is more than line 7, enter amount owed	9	
10	Overpayment. If line 7 is more than the total of lines 5 and 8, enter the amount overpaid	10	17,563
11	Enter the amount of line 10 to be: Credited to 2012 estimated tax 17,563 Refunded	11	

Part VII-A Statements Regarding Activities

	Yes	No
1a During the tax year, did the foundation attempt to influence any national, state, or local legislation or did it participate or intervene in any political campaign?		X
b Did it spend more than \$100 during the year (either directly or indirectly) for political purposes (see page 19 of the instructions for definition)? If the answer is "Yes" to 1a or 1b , attach a detailed description of the activities and copies of any materials published or distributed by the foundation in connection with the activities.		X
c Did the foundation file Form 1120-POL for this year?		X
d Enter the amount (if any) of tax on political expenditures (section 4955) imposed during the year: (1) On the foundation. \$ _____ (2) On foundation managers. \$ _____		
e Enter the reimbursement (if any) paid by the foundation during the year for political expenditure tax imposed on foundation managers. \$ _____		
2 Has the foundation engaged in any activities that have not previously been reported to the IRS? If "Yes," attach a detailed description of the activities		X
3 Has the foundation made any changes, not previously reported to the IRS, in its governing instrument, articles of incorporation, or bylaws, or other similar instruments? If "Yes," attach a conformed copy of the changes		X
4a Did the foundation have unrelated business gross income of \$1,000 or more during the year?		X
b If "Yes," has it filed a tax return on Form 990-T for this year?		
5 Was there a liquidation, termination, dissolution, or substantial contraction during the year? If "Yes," attach the statement required by General Instruction T		X
6 Are the requirements of section 508(e) (relating to sections 4941 through 4945) satisfied either: • By language in the governing instrument, or • By state legislation that effectively amends the governing instrument so that no mandatory directions that conflict with the state law remain in the governing instrument?	X	
7 Did the foundation have at least \$5,000 in assets at any time during the year? If "Yes," complete Part II, col. (c), and Part XV	X	
8a Enter the states to which the foundation reports or with which it is registered (see instructions) VA, FL		
b If the answer is "Yes" to line 7, has the foundation furnished a copy of Form 990-PF to the Attorney General (or designate) of each state as required by General Instruction G? If "No," attach explanation	X	
9 Is the foundation claiming status as a private operating foundation within the meaning of section 4942(j)(3) or 4942(j)(5) for calendar year 2011 or the taxable year beginning in 2011 (see instructions for Part XIV)? If "Yes," complete Part XIV	X	
10 Did any persons become substantial contributors during the tax year? If "Yes," attach a schedule listing their names and addresses		X

N/A

Part VII-A Statements Regarding Activities (continued)

11	At any time during the year, did the foundation, directly or indirectly, own a controlled entity within the meaning of section 512(b)(13)? If "Yes," attach schedule (see instructions)	11		X
12	Did the foundation make a distribution to a donor advised fund over which the foundation or a disqualified person had advisory privileges? If "Yes," attach statement (see instructions)	12		X
13	Did the foundation comply with the public inspection requirements for its annual returns and exemption application? Website address ▶ WWW.BAILEY-FAMILY.ORG	13	X	
14	The books are in care of ▶ THE BOARD 912 W. PLATT STREET, SUITE 200 Located at ▶ TAMPA FL ZIP+4 ▶ 33609-2108 Telephone no. ▶ 813-549-6140			
15	Section 4947(a)(1) nonexempt charitable trusts filing Form 990-PF in lieu of Form 1041—Check here and enter the amount of tax-exempt interest received or accrued during the year	15		
16	At any time during calendar year 2011, did the foundation have an interest in or a signature or other authority over a bank, securities, or other financial account in a foreign country? See the instructions for exceptions and filing requirements for Form TD F 90-22.1. If "Yes," enter the name of the foreign country ▶	16	Yes	No X

Part VII-B Statements Regarding Activities for Which Form 4720 May Be Required

File Form 4720 if any item is checked in the "Yes" column, unless an exception applies.

		Yes	No
1a	During the year did the foundation (either directly or indirectly):		
(1)	Engage in the sale or exchange, or leasing of property with a disqualified person? <input type="checkbox"/> Yes <input checked="" type="checkbox"/> No		
(2)	Borrow money from, lend money to, or otherwise extend credit to (or accept it from) a disqualified person? <input type="checkbox"/> Yes <input checked="" type="checkbox"/> No		
(3)	Furnish goods, services, or facilities to (or accept them from) a disqualified person? <input type="checkbox"/> Yes <input checked="" type="checkbox"/> No		
(4)	Pay compensation to, or pay or reimburse the expenses of, a disqualified person? <input type="checkbox"/> Yes <input checked="" type="checkbox"/> No		
(5)	Transfer any income or assets to a disqualified person (or make any of either available for the benefit or use of a disqualified person)? <input type="checkbox"/> Yes <input checked="" type="checkbox"/> No		
(6)	Agree to pay money or property to a government official? (Exception. Check "No" if the foundation agreed to make a grant to or to employ the official for a period after termination of government service, if terminating within 90 days) <input type="checkbox"/> Yes <input checked="" type="checkbox"/> No		
b	If any answer is "Yes" to 1a(1)-(6), did any of the acts fail to qualify under the exceptions described in Regulations section 53.4941(d)-3 or in a current notice regarding disaster assistance (see instructions)? Organizations relying on a current notice regarding disaster assistance check here ▶ <input type="checkbox"/> N/A	1b	
c	Did the foundation engage in a prior year in any of the acts described in 1a, other than excepted acts, that were not corrected before the first day of the tax year beginning in 2011? N/A	1c	
2	Taxes on failure to distribute income (section 4942) (does not apply for years the foundation was a private operating foundation defined in section 4942(j)(3) or 4942(j)(5)):		
a	At the end of tax year 2011, did the foundation have any undistributed income (lines 6d and 6e, Part XIII) for tax year(s) beginning before 2011? If "Yes," list the years ▶ 20 , 20 , 20 , 20 <input type="checkbox"/> Yes <input checked="" type="checkbox"/> No		
b	Are there any years listed in 2a for which the foundation is not applying the provisions of section 4942(a)(2) (relating to incorrect valuation of assets) to the year's undistributed income? (If applying section 4942(a)(2) to all years listed, answer "No" and attach statement—see instructions.) N/A	2b	
c	If the provisions of section 4942(a)(2) are being applied to any of the years listed in 2a, list the years here ▶ 20 , 20 , 20 , 20		
3a	Did the foundation hold more than a 2% direct or indirect interest in any business enterprise at any time during the year? <input type="checkbox"/> Yes <input checked="" type="checkbox"/> No		
b	If "Yes," did it have excess business holdings in 2011 as a result of (1) any purchase by the foundation or disqualified persons after May 26, 1969; (2) the lapse of the 5-year period (or longer period approved by the Commissioner under section 4943(c)(7)) to dispose of holdings acquired by gift or bequest; or (3) the lapse of the 10-, 15-, or 20-year first phase holding period? (Use Schedule C, Form 4720, to determine if the foundation had excess business holdings in 2011) N/A	3b	
4a	Did the foundation invest during the year any amount in a manner that would jeopardize its charitable purposes?	4a	X
b	Did the foundation make any investment in a prior year (but after December 31, 1969) that could jeopardize its charitable purpose that had not been removed from jeopardy before the first day of the tax year beginning in 2011?	4b	X

Part VII-B Statements Regarding Activities for Which Form 4720 May Be Required (continued)

5a During the year did the foundation pay or incur any amount to:

(1) Carry on propaganda, or otherwise attempt to influence legislation (section 4945(e))? Yes No

(2) Influence the outcome of any specific public election (see section 4955), or to carry on, directly or indirectly, any voter registration drive? Yes No

(3) Provide a grant to an individual for travel, study, or other similar purposes? Yes No

(4) Provide a grant to an organization other than a charitable, etc., organization described in section 509(a)(1), (2), or (3), or section 4940(d)(2)? (see instructions) Yes No

(5) Provide for any purpose other than religious, charitable, scientific, literary, or educational purposes, or for the prevention of cruelty to children or animals? Yes No

b If any answer is "Yes" to 5a(1)-(5), did any of the transactions fail to qualify under the exceptions described in Regulations section 53.4945 or in a current notice regarding disaster assistance (see instructions)? **N/A** **5b**

Organizations relying on a current notice regarding disaster assistance check here

c If the answer is "Yes" to question 5a(4), does the foundation claim exemption from the tax because it maintained expenditure responsibility for the grant? **N/A** Yes No

If "Yes," attach the statement required by Regulations section 53.4945-5(d)

6a Did the foundation, during the year, receive any funds, directly or indirectly, to pay premiums on a personal benefit contract? Yes No

b Did the foundation, during the year, pay premiums, directly or indirectly, on a personal benefit contract? **6b** Yes No **X**

If "Yes" to 6b, file Form 8870

7a At any time during the tax year, was the foundation a party to a prohibited tax shelter transaction? Yes No

b If Yes, did the foundation receive any proceeds or have any net income attributable to the transaction? **N/A** **7b**

Part VIII Information About Officers, Directors, Trustees, Foundation Managers, Highly Paid Employees, and Contractors

1 List all officers, directors, trustees, foundation managers and their compensation (see instructions).

(a) Name and address	(b) Title, and average hours per week devoted to position	(c) Compensation (if not paid, enter -0-)	(d) Contributions to employee benefit plans and deferred compensation	(e) Expense account, other allowances
RON K. BAILEY 912 W. PLATT STREET, SUITE 200 TAMPA FL 33609	PRESIDENT 20.00	0	0	0
BEVERLY W. BAILEY 912 W. PLATT STREET, SUITE 200 TAMPA FL 33609	DIRECTOR 20.00	0	0	0
RONNIE KYLE BAILEY 912 W. PLATT STREET, SUITE 200 TAMPA FL 33609	DIRECTOR 20.00	0	0	0
RYAN KENT BAILEY 912 W. PLATT STREET, SUITE 200 TAMPA FL 33609	DIRECTOR 20.00	0	0	0

2 Compensation of five highest-paid employees (other than those included on line 1—see instructions). If none, enter "NONE."

(a) Name and address of each employee paid more than \$50,000	(b) Title, and average hours per week devoted to position	(c) Compensation	(d) Contributions to employee benefit plans and deferred compensation	(e) Expense account, other allowances
STANLEY G. ELMORE 13428 CELTIC LANE MANASSAS VA 20111	DEVELOPMENT 40.00	76,782	2,304	0
WEICHENG HUYNH 16006 BOSWELL WAY TAMPA FL 33647	DIRECTOR IS 40.00	92,962	2,831	0

Total number of other employees paid over \$50,000 **0**

Part VIII Information About Officers, Directors, Trustees, Foundation Managers, Highly Paid Employees, and Contractors (continued)

3 Five highest-paid independent contractors for professional services (see instructions). If none, enter "NONE."

(a) Name and address of each person paid more than \$50,000	(b) Type of service	(c) Compensation
NONE		

Total number of others receiving over \$50,000 for professional services ▶

Part IX-A Summary of Direct Charitable Activities

List the foundation's four largest direct charitable activities during the tax year. Include relevant statistical information such as the number of organizations and other beneficiaries served, conferences convened, research papers produced, etc.	Expenses
1 TO PROVIDE FINANCIAL ASSISTANCE TO QUALIFIED INDIVIDUALS FOR POST SECONDARY EDUCATION. SCHOLARSHIPS AWARDED RANGING FROM \$50 TO \$10,000.	3,233,294
2	
3	
4	

Part IX-B Summary of Program-Related Investments (see instructions)

Describe the two largest program-related investments made by the foundation during the tax year on lines 1 and 2	Amount
1 N/A	
2	
3 All other program-related investments See instructions	

Total. Add lines 1 through 3 ▶

Part X Minimum Investment Return (All domestic foundations must complete this part. Foreign foundations, see instructions.)

1	Fair market value of assets not used (or held for use) directly in carrying out charitable, etc., purposes:		
a	Average monthly fair market value of securities	1a	42,006,044
b	Average of monthly cash balances	1b	972,813
c	Fair market value of all other assets (see instructions)	1c	7,789,322
d	Total (add lines 1a, b, and c)	1d	50,768,179
e	Reduction claimed for blockage or other factors reported on lines 1a and 1c (attach detailed explanation)	1e	0
2	Acquisition indebtedness applicable to line 1 assets	2	0
3	Subtract line 2 from line 1d	3	50,768,179
4	Cash deemed held for charitable activities. Enter 1½% of line 3 (for greater amount, see instructions)	4	761,523
5	Net value of noncharitable-use assets. Subtract line 4 from line 3. Enter here and on Part V, line 4	5	50,006,656
6	Minimum investment return. Enter 5% of line 5	6	2,500,333

Part XI Distributable Amount (see instructions) (Section 4942(j)(3) and (j)(5) private operating foundations and certain foreign organizations check here and do not complete this part)

1	Minimum investment return from Part X, line 6	1	
2a	Tax on investment income for 2011 from Part VI, line 5	2a	
b	Income tax for 2011. (This does not include the tax from Part VI)	2b	
c	Add lines 2a and 2b	2c	
3	Distributable amount before adjustments Subtract line 2c from line 1	3	
4	Recoveries of amounts treated as qualifying distributions	4	
5	Add lines 3 and 4	5	
6	Deduction from distributable amount (see instructions)	6	
7	Distributable amount as adjusted. Subtract line 6 from line 5. Enter here and on Part XIII, line 1	7	

Part XII Qualifying Distributions (see instructions)

1	Amounts paid (including administrative expenses) to accomplish charitable, etc., purposes:		
a	Expenses, contributions, gifts, etc.—total from Part I, column (d), line 26	1a	3,872,900
b	Program-related investments—total from Part IX-B	1b	
2	Amounts paid to acquire assets used (or held for use) directly in carrying out charitable, etc., purposes	2	18,135
3	Amounts set aside for specific charitable projects that satisfy the:		
a	Suitability test (prior IRS approval required)	3a	
b	Cash distribution test (attach the required schedule)	3b	
4	Qualifying distributions. Add lines 1a through 3b Enter here and on Part V, line 8, and Part XIII, line 4	4	3,891,035
5	Foundations that qualify under section 4940(e) for the reduced rate of tax on net investment income. Enter 1% of Part I, line 27b (see instructions)	5	32,537
6	Adjusted qualifying distributions. Subtract line 5 from line 4	6	3,858,498

Note. The amount on line 6 will be used in Part V, column (b), in subsequent years when calculating whether the foundation qualifies for the section 4940(e) reduction of tax in those years

Part XIII Undistributed Income (see instructions)

	(a) Corpus	(b) Years prior to 2010	(c) 2010	(d) 2011
1 Distributable amount for 2011 from Part XI, line 7				
2 Undistributed income, if any, as of the end of 2011:				
a Enter amount for 2010 only				
b Total for prior years: 20____, 20____, 20____				
3 Excess distributions carryover, if any, to 2011:				
a From 2006				
b From 2007				
c From 2008				
d From 2009				
e From 2010				
f Total of lines 3a through e				
4 Qualifying distributions for 2011 from Part XII, line 4: ▶ \$ <u>3,891,035</u>				
a Applied to 2010, but not more than line 2a				
b Applied to undistributed income of prior years (Election required—see instructions)				
c Treated as distributions out of corpus (Election required—see instructions)				
d Applied to 2011 distributable amount				
e Remaining amount distributed out of corpus	3,891,035			
5 Excess distributions carryover applied to 2011 (If an amount appears in column (d), the same amount must be shown in column (a).)				
6 Enter the net total of each column as indicated below:				
a Corpus. Add lines 3f, 4c, and 4e. Subtract line 5	3,891,035			
b Prior years' undistributed income. Subtract line 4b from line 2b				
c Enter the amount of prior years' undistributed income for which a notice of deficiency has been issued, or on which the section 4942(a) tax has been previously assessed				
d Subtract line 6c from line 6b. Taxable amount—see instructions				
e Undistributed income for 2010. Subtract line 4a from line 2a. Taxable amount—see instructions				
f Undistributed income for 2011. Subtract lines 4d and 5 from line 1. This amount must be distributed in 2012				
7 Amounts treated as distributions out of corpus to satisfy requirements imposed by section 170(b)(1)(F) or 4942(g)(3) (see instructions)				
8 Excess distributions carryover from 2006 not applied on line 5 or line 7 (see instructions)				
9 Excess distributions carryover to 2012. Subtract lines 7 and 8 from line 6a				
10 Analysis of line 9:				
a Excess from 2007				
b Excess from 2008				
c Excess from 2009				
d Excess from 2010				
e Excess from 2011				

Part XIV Private Operating Foundations (see instructions and Part VII-A, question 9)

1a If the foundation has received a ruling or determination letter that it is a private operating foundation, and the ruling is effective for 2011, enter the date of the ruling ▶ **10/07/97**

b Check box to indicate whether the foundation is a private operating foundation described in section 4942(j)(3) or 4942(j)(5)

	Tax year				(e) Total
	(a) 2011	(b) 2010	Pnor 3 years		
			(c) 2009	(d) 2008	
2a Enter the lesser of the adjusted net income from Part I or the minimum investment return from Part X for each year listed	449,724	1,399,635	232,468	615,830	2,697,657
b 85% of line 2a	382,265	1,189,690	197,598	523,456	2,293,009
c Qualifying distributions from Part XII, line 4 for each year listed	3,891,035	3,700,819	3,560,932	3,188,388	14,341,174
d Amounts included in line 2c not used directly for active conduct of exempt activities		424,570	562,272	640,427	1,627,269
e Qualifying distributions made directly for active conduct of exempt activities. Subtract line 2d from line 2c	3,891,035	3,276,249	2,998,660	2,547,961	12,713,905
3 Complete 3a, b, or c for the alternative test relied upon:					
a "Assets" alternative test—enter:					
(1) Value of all assets					
(2) Value of assets qualifying under section 4942(j)(3)(B)(i)					
b "Endowment" alternative test—enter 2/3 of minimum investment return shown in Part X, line 6 for each year listed	1,666,889	1,827,155	1,687,164	1,997,009	7,178,217
c "Support" alternative test—enter:					
(1) Total support other than gross investment income (interest, dividends, rents, payments on securities loans (section 512(a)(5)), or royalties)					
(2) Support from general public and 5 or more exempt organizations as provided in section 4942(j)(3)(B)(iii)					
(3) Largest amount of support from an exempt organization					
(4) Gross investment income					

Part XV Supplementary Information (Complete this part only if the foundation had \$5,000 or more in assets at any time during the year—see instructions.)

1 Information Regarding Foundation Managers:

a List any managers of the foundation who have contributed more than 2% of the total contributions received by the foundation before the close of any tax year (but only if they have contributed more than \$5,000). (See section 507(d)(2).)

N/A

b List any managers of the foundation who own 10% or more of the stock of a corporation (or an equally large portion of the ownership of a partnership or other entity) of which the foundation has a 10% or greater interest.

N/A

2 Information Regarding Contribution, Grant, Gift, Loan, Scholarship, etc., Programs:

Check here if the foundation only makes contributions to preselected charitable organizations and does not accept unsolicited requests for funds. If the foundation makes gifts, grants, etc. (see instructions) to individuals or organizations under other conditions, complete items 2a, b, c, and d.

a The name, address, and telephone number of the person to whom applications should be addressed:

**THE BAILEY FAMILY FOUNDATION 813-261-2741
912 W. PLATT STREET TAMPA FL 33606-2218**

b The form in which applications should be submitted and information and materials they should include

SEE SCHOLARSHIP APPLICATION ATTACHED.

c Any submission deadlines:

SEE SCHOLARSHIP APPLICATION ATTACHED.

d Any restrictions or limitations on awards, such as by geographical areas, charitable fields, kinds of institutions, or other factors:

SEE SCHOLARSHIP APPLICATION ATTACHED.

Part XV Supplementary Information (continued)**3 Grants and Contributions Paid During the Year or Approved for Future Payment**

Recipient	If recipient is an individual, show any relationship to any foundation manager or substantial contributor	Foundation status of recipient	Purpose of grant or contribution	Amount
Name and address (home or business)				
a Paid during the year				
-				
CONTRIBUTIONS SEE ATTACHED FL 33606	ENCOURAGE ACADEMIC EXCELLENCE, COMMUNITY PROGR			624,521
SEE ATTACHED SEE ATTACHED SEE ATTACHED FL 33606	HIGH SCHOOL AND COLLEGE SCHOLARSHIPS			2,535,469
SEE ATTACHED SEE ATTACHED SEE ATTACHED FL 33606		HERITAGE SCHOLARSHIPS		73,304
Total			▶ 3a	3,233,294
b Approved for future payment N/A				
Total			▶ 3b	

Part XVI-A Analysis of Income-Producing Activities

Enter gross amounts unless otherwise indicated.

Table with 5 main columns: (a) Business code, (b) Amount, (c) Exclusion code, (d) Amount, (e) Related or exempt function income. Rows include items like Program service revenue, membership dues, interest on savings, dividends, rental income, and other revenue. Total amount is 3,704,201.

(See worksheet in line 13 instructions to verify calculations.)

Part XVI-B Relationship of Activities to the Accomplishment of Exempt Purposes

Table with 2 columns: Line No. and Explanatory text. Rows 3, 4, 5B, 7, and 8 describe activities like 'ENABLES AWARDED POST-SECONDARY EDUCATIONAL SCHOLARSHIPS'.

Part XVII Information Regarding Transfers To and Transactions and Relationships With Noncharitable Exempt Organizations

- 1 Did the organization directly or indirectly engage in any of the following with any other organization described in section 501(c) of the Code (other than section 501(c)(3) organizations) or in section 527, relating to political organizations?
 - a Transfers from the reporting foundation to a noncharitable exempt organization of:
 - (1) Cash
 - (2) Other assets
 - b Other transactions.
 - (1) Sales of assets to a noncharitable exempt organization
 - (2) Purchases of assets from a noncharitable exempt organization
 - (3) Rental of facilities, equipment, or other assets
 - (4) Reimbursement arrangements
 - (5) Loans or loan guarantees
 - (6) Performance of services or membership or fundraising solicitations
 - c Sharing of facilities, equipment, mailing lists, other assets, or paid employees
 - d If the answer to any of the above is "Yes," complete the following schedule. Column (b) should always show the fair market value of the goods, other assets, or services given by the reporting foundation. If the foundation received less than fair market value in any transaction or sharing arrangement, show in column (d) the value of the goods, other assets, or services received

	Yes	No
1a(1)		X
1a(2)		X
1b(1)		X
1b(2)		X
1b(3)		X
1b(4)		X
1b(5)		X
1b(6)		X
1c		X


(a) Line no	(b) Amount involved	(c) Name of noncharitable exempt organization	(d) Description of transfers, transactions, and sharing arrangements
N/A			

2a Is the foundation directly or indirectly affiliated with, or related to, one or more tax-exempt organizations described in section 501(c) of the Code (other than section 501(c)(3)) or in section 527? Yes No

b If "Yes," complete the following schedule.

(a) Name of organization	(b) Type of organization	(c) Description of relationship
N/A		

Under penalties of perjury, I declare that I have examined this return, including accompanying schedules and statements, and to the best of my knowledge and belief, it is true, correct, and complete. Declaration of preparer (other than taxpayer) is based on all information of which preparer has any knowledge.

Sign Here 
Signature of officer or trustee

Paid Preparer Use Only
 Preparer's name: ROBERT V. GRIEB
 Firm's name: COHEN & GRIEB, P.A.
 Firm's address: 500 NORTH WESTSHORE BLVD, TAMPA, FL 33609



Bailey Family Foundation, Inc
 FEIN# 54-1850780
 2011 Capital Gains & Losses
 Schedule D - 4

Taxpayer No.
 54-1850780

Page
 14 of 21

THE BAILEY FAMILY FOUNDATION

2011 ANNUAL STATEMENT SUMMARY

1099-B 2011 PROCEEDS FROM BROKER & BARTER EXCHANGE TRANSACTIONS

Quantity	Transaction Description	Date Acquired Cover of Short	Date Liquidated Short Sale	Amount	Cost Basis	Adjustments	Gain or (Loss)	Remarks
BLACKROCK EQTY DIVIDEND FUND INSTL		CUSIP Number 09251M504						
10860 0000	Sale	11/24/08	02/03/11	197,000 40	139,333 80	0 00	57,666 60	
120 0000	Sale	12/12/08	02/03/11	2,176 80	1,543 20	0 00	633.60	
86 0000	Sale	04/24/09	02/03/11	1,560 03	1,060 38	0 00	499 65	
3366 0000	Sale	06/03/09	02/03/11	61,059 24	45,474 65	0 00	15,584 59	
1 0000	Sale	06/04/09	02/03/11	18.13	13 65	0 00	4 48	
94 0000	Sale	07/24/09	02/03/11	1,705 16	1,317 88	0 00	387 28	
87 0000	Sale	10/23/09	02/03/11	1,578 18	1,355 46	0 00	222 72	
1 0000	Sale	10/26/09	02/03/11	18 14	15 19	0 00	2 95	
86 0000	Sale	12/11/09	02/03/11	1,560 04	1,348 48	0 00	211.56	
Security Subtotal				266,676.12	191,462.69	0.00	75,213 43	
PENNSYLVANIA MUTUAL FD		CUSIP Number 780905840						
8896 0000	Sale	11/13/09	08/04/11	98,656 64	80,419 84	0 00	18,236 80	
8 0000	Sale	12/09/09	08/04/11	88 72	72 72	0 00	16 00	
1 0000	Sale	12/10/09	08/04/11	11.08	9 10	0 00	1 98	
1856 0000	Sale	04/14/10	08/04/11	20,583 04	19,766 39	0 00	816.65	
1 0000	Sale	04/15/10	08/04/11	11 09	10 68	0 00	0 41	
Security Subtotal				119,350.57	100,278 73	0.00	19,071 84	
Noncovered Long Term Capital Gains and Losses Subtotal				1,629,251.70	1,355,154.74	0.00	274,096.96	
NET LONG TERM CAPITAL GAINS AND LOSSES				1,629,251 70	1,355,154.74	0 00	274,096.96	
TOTAL CAPITAL GAINS AND LOSSES				2,354,181 22				
TOTAL REPORTED SALES PROCEEDS				2,354,181.22				

2011 REALIZED CAPITAL GAIN AND LOSS SUMMARY

COVERED SHORT TERM GAINS/LOSSES	NONCOVERED SHORT TERM GAINS/LOSSES	COVERED LONG TERM GAINS/LOSSES	NONCOVERED LONG TERM GAINS/LOSSES
0.00	(37,492 79)	0 00	274,096.96

Capital Gains and Losses for Tax on Investment Income

Form **990-PF****2011**

For calendar year 2011, or tax year beginning _____, and ending _____

Name **BAILEY FAMILY FOUNDATION, INC.** Employer Identification Number **54-1850780**

(a) List and describe the kind(s) of property sold, e.g., real estate, 2-story brick warehouse, or common stock, 200 shs MLC Co	(b) How acquired P-Purchase D-Donation	(c) Date acquired (mo., day, yr.)	(d) Date sold (mo., day, yr.)
(1) 1 COW WITH CALVES (#48)	P	04/07/08	05/18/11
(2) COW 1247	P	01/26/05	03/03/11
(3) COW 1150	P	01/26/05	03/03/11
(4) COW 99	P	01/26/05	05/31/11
(5) 8 COWS OF 12	P	01/26/05	05/31/11
(6) 5 CATTLE	P	02/15/07	05/31/11
(7) COW P09	P	04/07/08	04/08/11
(8) 7 ANGUS HEIFERS	P	08/11/08	04/28/11
(9) SEE SCHEDULE D - 1	P	VARIOUS	VARIOUS
(10) SEE SCHEDULE D - 1	P	VARIOUS	VARIOUS
(11) SEE SCHEDULE D - 2	P	VARIOUS	VARIOUS
(12) SEE SCHEDULE D - 2	P	VARIOUS	VARIOUS
(13) SEE SCHEDULE D - 3	P	VARIOUS	VARIOUS
(14) SEE SCHEDULE D - 3	P	VARIOUS	VARIOUS
(15) SEE SCHEDULE D - 3	P	05/25/11	08/03/11

(e) Gross sales price	(f) Depreciation allowed (or allowable)	(g) Cost or other basis plus expense of sale	(h) Gain or (loss) (e) plus (f) minus (g)
(1) 844		750	94
(2) 950		2,000	-1,050
(3) 800		1,500	-700
(4) 1,789		2,000	-211
(5) 16,366		8,000	8,366
(6) 1,789		600	1,189
(7) 1,200		1,400	-200
(8) 8,400		8,505	-105
(9) 503,781		557,845	-54,064
(10) 320,927		233,561	87,366
(11) 322,122		305,480	16,642
(12) 386,674		303,777	82,897
(13) 1,235,485		1,258,803	-23,318
(14) 226,588		261,192	-34,604
(15) 21,235		23,355	-2,120

Complete only for assets showing gain in column (h) and owned by the foundation on 12/31/69			(l) Gains (Col (h) gain minus col (k), but not less than -0-) or Losses (from col (h))
(i) FMV as of 12/31/69	(j) Adjusted basis as of 12/31/69	(k) Excess of col (i) over col (j), if any	
(1)			94
(2)			-1,050
(3)			-700
(4)			-211
(5)			8,366
(6)			1,189
(7)			-200
(8)			-105
(9)			-54,064
(10)			87,366
(11)			16,642
(12)			82,897
(13)			-23,318
(14)			-34,604
(15)			-2,120

Capital Gains and Losses for Tax on Investment Income

Form **990-PF****2011**

For calendar year 2011, or tax year beginning

, and ending

Name

Employer Identification Number

BAILEY FAMILY FOUNDATION, INC.**54-1850780**

(a) List and describe the kind(s) of property sold, e.g., real estate, 2-story brick warehouse, or common stock, 200 shs. MLC Co	(b) How acquired P-Purchase D-Donation	(c) Date acquired (mo., day, yr.)	(d) Date sold (mo., day, yr.)
(1) SEE SCHEDULE D - 3	P	06/09/09	03/15/11
(2) SEE SCHEDULE D - 3	P	12/01/10	03/15/11
(3) SEE SCHEDULE D - 3	P	01/06/10	03/15/11
(4) SEE SCHEDULE D - 4	P	VARIOUS	VARIOUS
(5) SEE SCHEDULE D - 4	P	VARIOUS	VARIOUS
(6) SEE SCHEDULE D - 5	P	VARIOUS	VARIOUS
(7) SEE SCHEDULE D - 5	P	VARIOUS	VARIOUS
(8) SEE SCHEDULE D - 6	P	VARIOUS	VARIOUS
(9) SEE SCHEDULE D - 6	P	VARIOUS	VARIOUS
(10) SEE SCHEDULE D - 7	P	VARIOUS	VARIOUS
(11) SEE SCHEDULE D - 7	P	VARIOUS	VARIOUS
(12) SEE SCHEDULE D - 8	P	VARIOUS	VARIOUS
(13) SEE SCHEDULE D - 8	P	VARIOUS	VARIOUS
(14) SEE SCHEDULE D - 9	P	VARIOUS	VARIOUS
(15) SEE SCHEDULE D - 9	P	VARIOUS	VARIOUS

(e) Gross sales price	(f) Depreciation allowed (or allowable)	(g) Cost or other basis plus expense of sale	(h) Gain or (loss) (e) plus (f) minus (g)
(1) 27,892		20,600	7,292
(2) 23,467		24,750	-1,283
(3) 25,191		22,360	2,831
(4) 724,930		762,422	-37,492
(5) 1,629,252		1,355,155	274,097
(6) 2,094,875		2,098,481	-3,606
(7) 2,902,335		2,537,471	364,864
(8) 377,869		329,459	48,410
(9) 302,507		196,376	106,131
(10) 92,235		76,430	15,805
(11) 648,987		418,733	230,254
(12) 140,444		102,232	38,212
(13) 1,486,467		1,220,758	265,709
(14) 37,975		38,283	-308
(15) 212,825		233,181	-20,356

Complete only for assets showing gain in column (h) and owned by the foundation on 12/31/69

(i) FMV as of 12/31/69	(j) Adjusted basis as of 12/31/69	(k) Excess of col (i) over col (j), if any	(l) Gains (Col (h) gain minus col (k), but not less than 0-) or Losses (from col (h))
(1)			7,292
(2)			-1,283
(3)			2,831
(4)			-37,492
(5)			274,097
(6)			-3,606
(7)			364,864
(8)			48,410
(9)			106,131
(10)			15,805
(11)			230,254
(12)			38,212
(13)			265,709
(14)			-308
(15)			-20,356

Capital Gains and Losses for Tax on Investment Income

Form **990-PF****2011**

For calendar year 2011, or tax year beginning

, and ending

Name **BAILEY FAMILY FOUNDATION, INC.** Employer Identification Number **54-1850780**

(a) List and describe the kind(s) of property sold, e.g., real estate, 2-story brick warehouse, or common stock, 200 shs MLC Co	(b) How acquired P-Purchase D-Donation	(c) Date acquired (mo., day, yr.)	(d) Date sold (mo., day, yr.)
(1) SEE SCHEDULE D - 11	P	VARIOUS	VARIOUS
(2) SEE SCHEDULE D - 11	P	VARIOUS	VARIOUS
(3) SEE SCHEDULE D - 12	P	VARIOUS	VARIOUS
(4) SEE SCHEDULE D - 12	P	VARIOUS	VARIOUS
(5) SEE SCHEDULE D - 13	P	VARIOUS	VARIOUS
(6) SEE SCHEDULE D - 13	P	VARIOUS	VARIOUS
(7) SEE SCHEDULE D - 14	P	VARIOUS	VARIOUS
(8) SEE SCHEDULE D - 14	P	VARIOUS	VARIOUS
(9) SEE SCHEDULE D - 15	P	VARIOUS	VARIOUS
(10) SEE SCHEDULE D - 15	P	VARIOUS	VARIOUS
(11) SEE SCHEDULE D - 16	P	VARIOUS	VARIOUS
(12) SEE SCHEDULE D - 16	P	VARIOUS	VARIOUS
(13) SEE SCHEDULE D - 18	P	VARIOUS	VARIOUS
(14) SEE SCHEDULE D - 18	P	VARIOUS	VARIOUS
(15) SEE SCHEDULE D - 24	P	VARIOUS	VARIOUS

(e) Gross sales price	(f) Depreciation allowed (or allowable)	(g) Cost or other basis plus expense of sale	(h) Gain or (loss) (e) plus (f) minus (g)
(1) 7,768,160		7,895,899	-127,739
(2) 416			416
(3) 29,953,894		30,139,841	-185,947
(4) 3,748,708		2,429,131	1,319,577
(5) 9,001		5,957	3,044
(6) 41,727		63,346	-21,619
(7) 478,799		450,087	28,712
(8) 334,031		356,780	-22,749
(9) 10,000		9,173	827
(10) 11,000		9,603	1,397
(11) 25,215		26,441	-1,226
(12) 255,854		303,417	-47,563
(13) 128,756		123,790	4,966
(14) 203,746		182,664	21,082
(15) 629,892		622,284	7,608

Complete only for assets showing gain in column (h) and owned by the foundation on 12/31/69			(l) Gains (Col (h) gain minus col (k), but not less than -0-) Or Losses (from col (h))
(i) FMV as of 12/31/69	(j) Adjusted basis as of 12/31/69	(k) Excess of col (i) over col (j) if any	
(1)			-127,739
(2)			416
(3)			-185,947
(4)			1,319,577
(5)			3,044
(6)			-21,619
(7)			28,712
(8)			-22,749
(9)			827
(10)			1,397
(11)			-1,226
(12)			-47,563
(13)			4,966
(14)			21,082
(15)			7,608

Federal Statements

Statement 1 - Form 990-PF, Part I, Line 11 - Other Income

Description	Revenue per Books	Net Investment Income	Adjusted Net Income
PARKING RENTAL INCOME	\$ 1,328	\$ 1,328	\$ 1,328
OTHER INCOME	72	72	72
SALE OF TRACTOR	1,500		1,500
TOTAL	<u>\$ 2,900</u>	<u>\$ 1,400</u>	<u>\$ 2,900</u>

Statement 2 - Form 990-PF, Part I, Line 16a - Legal Fees

Description	Total	Net Investment	Adjusted Net	Charitable Purpose
LEGAL	\$ 3,808	\$ 3,750	\$	\$ 58
TOTAL	<u>\$ 3,808</u>	<u>\$ 3,750</u>	<u>\$ 0</u>	<u>\$ 58</u>

Statement 3 - Form 990-PF, Part I, Line 16b - Accounting Fees

Description	Total	Net Investment	Adjusted Net	Charitable Purpose
ACCOUNTING	\$ 17,000	\$ 10,000	\$	\$ 7,000
TOTAL	<u>\$ 17,000</u>	<u>\$ 10,000</u>	<u>\$ 0</u>	<u>\$ 7,000</u>

Statement 4 - Form 990-PF, Part I, Line 16c - Other Professional Fees

Description	Total	Net Investment	Adjusted Net	Charitable Purpose
INVESTMENT MNGD PORTFOLIO FEE	\$ 223,895	\$ 223,895	\$ 223,895	\$
HOPE FOR TOMORROW - TAX PREP FEE	34,800			34,800
HOPE FOR TOMORROW - TRUST FEES	26,750			26,750
TOTAL	<u>\$ 285,445</u>	<u>\$ 223,895</u>	<u>\$ 223,895</u>	<u>\$ 61,550</u>

Federal Statements

Statement 5 - Form 990-PF, Part I, Line 18 - Taxes

Description	Total	Net Investment	Adjusted Net	Charitable Purpose
PAYROLL TAXES	\$ 13,161	\$	\$	\$ 13,161
LICENSES AND PERMITS	244			244
FEDERAL INCOME TAX	25,100			25,100
FOREIGN TAXES	4,031	4,031	4,031	
REAL ESTATE	33,235	33,235	33,235	
HOPE TRUSTS	584			584
TOTAL	\$ 76,355	\$ 37,266	\$ 37,266	\$ 39,089

Statement 6 - Form 990-PF, Part I, Line 19 - Depreciation

Description	Date Acquired	Cost Basis	Prior Year Depreciation	Method	Life	Current Year Depreciation	Net Investment Income	Adjusted Net Income
DEPRECIATION EXPENSE		\$	\$ 394,890			\$ 118,901	\$ 29,592	\$ 29,592
TOTAL		\$ 0	\$ 394,890			\$ 118,901	\$ 29,592	\$ 29,592

Statement 7 - Form 990-PF, Part I, Line 23 - Other Expenses

Description	Total	Net Investment	Adjusted Net	Charitable Purpose
EXPENSES	\$	\$	\$	\$
ADVERTISING	3,860	3,860		
AUTOMOBILE EXPENSE	201			201
COMPUTER SUPPORT	9,306			9,306
DUES AND SUBSCRIPTIONS	6,075			6,075
PAYROLL PROCESSING - PAYCHEX	2,772			2,772
INSURANCE	13,680	7,000	7,000	6,680
GENERAL AND ADMINISTRATIVE	6,234			6,234
OFFICE SUPPLIES AND EQUIPMENT	8,317			8,317

Federal Statements

Statement 7 - Form 990-PF, Part I, Line 23 - Other Expenses (continued)

<u>Description</u>	<u>Total</u>	<u>Net Investment</u>	<u>Adjusted Net</u>	<u>Charitable Purpose</u>
POSTAGE AND DELIVERY	\$ 6,034	\$	\$	\$ 6,034
REPAIRS AND MAINTENANCE	18,835			18,835
REPAIRS AND MAINTENANCE ON IN	133,677	133,677	133,677	
SCHOLARSHIP GIFTS & EXPENSES	87,249			87,249
TEMP STAFFING	49,008			49,008
TELEPHONE	10,651			10,657
TOTAL	<u>\$ 355,899</u>	<u>\$ 144,537</u>	<u>\$ 140,677</u>	<u>\$ 211,368</u>

Federal Statements**Statement 8 - Form 990-PF, Part II, Line 10b - Corporate Stock Investments**

Description	Beginning of Year	End of Year	Basis of Valuation	Fair Market Value
ML - EQUITIES (SCH L-1)	\$ 1,407,304	\$ 1,615,332	COST	\$ 1,581,374
-LP BASIS ADJUSTMENT	-11,676			
ML - UNIT TRUST (SCH L-3)	60,000		COST	
ML - UNIT TRUST (SCH L-4)	51,998		COST	
CA - EQUITIES (SCH L-8)	3,565,206	3,718,082	COST	4,577,689
AEGIS (SUEF) EQUITIES (SCH L-9)	1,389,875	1,254,526	COST	1,217,586
AEGIS (BFF) - EQUITIES (SCH L-10)	2,254,792	2,289,818	COST	1,991,099
ET - EQUITIES (SCH L-11)	2,427,475	1,273,420	COST	1,171,762
ET B&E - EQUITIES (SCH L-12)	8,772,961	10,535,818	COST	10,063,505
CS - EQUITIES (SCH L-13)	887,692	1,246,460	COST	1,096,362
CASSEDY FINANCIAL GROUP (SCH L-15)		2,975,990	COST	2,936,217
MS - EQUITIES	3,587,064		COST	
TOTAL	\$ 24,392,691	\$ 24,909,446		\$ 24,635,594

Statement 9 - Form 990-PF, Part II, Line 10c - Corporate Bond Investments

Description	Beginning of Year	End of Year	Basis of Valuation	Fair Market Value
ML (SCH L-3)	\$ 235,000	\$	COST	\$
AEGIS (SUEF) OTHER BONDS (SCH L-9)	269,580	190,332	COST	192,317
AEGIS (BFF) - OTHER BONDS (SCH L-10)	372,632	372,502	COST	379,115
ACG CS (SCH L-13)	993,947		COST	
TOTAL	\$ 1,871,159	\$ 562,834		\$ 571,432

Statement 10 - Form 990-PF, Part II, Line 11 - Land, Building, and Equipment Investments

Description	Beginning Net Book	End Cost / Basis	End Accumulated Depreciation	Net FMV
2006 TRACTOR	\$ 15,102	\$ 58,283	\$ 51,388	\$ 6,895
LIVESTOCK	41,991	34,898		34,898
RED BARN RANCH	1,220,693	1,229,801		1,164,121
2301 WALLACE BRANCH FARM- LAND	351,066	352,188		222,523

Federal Statements

**Statement 10 - Form 990-PF, Part II, Line 11 - Land, Building, and Equipment Investments
 (continued)**

Description	Beginning Net Book	End Cost / Basis	End Accumulated Depreciation	Net FMV
2301 WALLACE FARM - BLDG	\$ 119,097	\$ 117,975	\$	\$
2103 WALLACE BRANCH PROP - LAND	60,567	60,567		131,122
2103 WALLACE BRANCH PROP - BLDG.	126,258	150,729	29,446	
JOE SANCHEZ RD. - GLASS PROPERTY	1,051,254	1,051,254		335,446
4402 JOE SANCHEZ/STEPHENS - LAND	687,403	687,403		447,634
4402 JOE SANCHEZ/STEPHENS - BLDG	78,174	82,202	4,028	
4009 JOE SANCHEZ/KROSLAK - LAND	257,668	257,668		119,811
3802 JOE SANCHEZ RD./BOEHM- LAND	546,075	546,075		437,724
3802 JOE SANCHEZ/BOEHM - BLDG.	317,440	362,475	58,216	
4205 THREE OAKS ROAD - LAND	59,444	59,444		52,578
4205 THREE OAKS ROAD - BLDG	64,204	73,312	11,774	
LOT 8 THREE OAKS ROAD	29,088	29,088		12,621
BUILDING 912 PLATT STE. 101	20,751	21,801	1,610	20,191
TOTAL	\$ 5,046,275	\$ 5,175,163	\$ 156,462	\$ 2,985,564

Statement 11 - Form 990-PF, Part II, Line 13 - Other Investments

Description	Beginning of Year	End of Year	Basis of Valuation	Fair Market Value
ACCOUNTS RECEIVABLE-INVESTMENTS	\$ 11,805	\$ 2,008	COST	\$ 2,008
BSS PROPERTIES	2,222,222	555,556	COST	555,556
ML - MUTUAL FUNDS (SCH L-2)	2,244,136	2,518,325	COST	2,501,763
ML- OTHER INVESTMENTS (L-3)		266,960	COST	255,544
ET B&E - MUTUAL FUNDS (SCH L-12)	2,216,891	554,826	COST	593,609
CS MUTUAL FUNDS (SCH L-13)	7,807,786	8,004,952	COST	8,173,278
CS OTHER INVESTMENTS (SCH L-13)		754,903	COST	776,391
GOLD - 2500Z (SCH L-14)		448,411	COST	391,945
CASSEDY MUTUAL FUNDS (SCH L-15)		1,228,146	COST	1,066,666
TOTAL	\$ 14,502,840	\$ 14,334,087		\$ 14,316,760

Federal Statements

Statement 12 - Form 990-PF, Part II, Line 14 - Land, Building, and Equipment

<u>Description</u>	<u>Beginning Net Book</u>	<u>End Cost / Basis</u>	<u>End Accumulated Depreciation</u>	<u>Net FMV</u>
FURNITURE & FIXTURES	\$ 77,539	\$ 239,937	\$ 183,981	\$ 55,956
2007 GMC	4,200	73,332	73,332	
912 W. PLATT ST. - OFFICE BUILDING	2,074,585	2,291,519	275,691	825,200
912 W. PLATT ST. - LAND	515,194	515,194		
TOTAL	<u>\$ 2,671,518</u>	<u>\$ 3,119,982</u>	<u>\$ 533,004</u>	<u>\$ 881,156</u>

Statement 13 - Form 990-PF, Part II, Line 15 - Other Assets

Description	Beginning of Year	End of Year	Fair Market Value
DUE FROM PROPERTY MANAGER	\$ 3,100	\$ 3,100	\$ 3,100
TOTAL	\$ 3,100	\$ 3,100	\$ 3,100

Statement 14 - Form 990-PF, Part II, Line 22 - Other Liabilities

Description	Beginning of Year	End of Year
STATE SALES TAX PAYABLE	\$ 126	\$ 82
SECURITY DEPOSIT - SUITE 100	649	351
SECURITY DEPOSITS - PLANT CITY	3,100	3,100
TRADE PENDING (SCH L-8)		105,877
TRADES PENDING (SCH L-13)		691
TOTAL	\$ 3,875	\$ 110,101

Statement 15 - Form 990-PF, Part III, Line 5 - Other Decreases

Description	Amount
BOOK/TAX DIFFERENCE DEPRECIATION	\$ 4,259
BOOK/TAX DIFFERENCE TRIM	59,515
TOTAL	\$ 63,774

Form 990-PF, Part XV, Line 2b - Application Format and Required Contents

Description

SEE SCHOLARSHIP APPLICATION ATTACHED.

Form 990-PF, Part XV, Line 2c - Submission Deadlines

Description

SEE SCHOLARSHIP APPLICATION ATTACHED.

Form 990-PF, Part XV, Line 2d - Award Restrictions or Limitations

Description

SEE SCHOLARSHIP APPLICATION ATTACHED.

54-1850780

Federal Statements

FYE: 12/31/2011

Taxable Interest on Investments

<u>Description</u>	<u>Amount</u>	<u>Unrelated Business Code</u>	<u>Exclusion Code</u>	<u>Postal Code</u>	<u>US Obs (\$ or %)</u>
INTEREST INCOME	\$ 1,872				
TOTAL	\$ 1,872				

Taxable Dividends from Securities

<u>Description</u>	<u>Amount</u>	<u>Unrelated Business Code</u>	<u>Exclusion Code</u>	<u>Postal Code</u>	<u>US Obs (\$ or %)</u>
DIVIDEND INCOME	\$ 818,206				
TOTAL	\$ 818,206				

Other Investment Income

<u>Description</u>	<u>Amount</u>	<u>Unrelated Business Code</u>	<u>Exclusion Code</u>	<u>Postal Code</u>
PARKING RENTAL INCOME	\$ 1,328			
OTHER INCOME	72			
TOTAL	\$ 1,400			

Asset ID	Property Description	Date in Service	Tax Cost	Sec 179 Exp Current = C	Tax Bonus Amt	Tax Prior Depreciation	Tax Current Depreciation	Tax End Depr	Tax Net Book Value	Tax Method	Tax Period
Group 1650 Red Barn Ranch											
25	Land - Thonotosassa	8/24/01	1,055,430.67	0.00	0.00	0.00	0.00	0.00	1,055,430.67	Land	00
26	Improvements - Gate	11/01/00	7,237.00	0.00	0.00	0.00	0.00	0.00	7,237.00	Memo	00
27	Building - Barn	12/06/01	46,966.00	0.00	0.00	4,028.00	0.00	4,028.00	42,938.00	Memo	00
28	Improvements - Gate	9/10/02	31,885.00	0.00	0.00	0.00	0.00	0.00	31,885.00	Memo	00
30	Improvements - Fence	9/10/02	7,559.00	0.00	0.00	0.00	0.00	0.00	7,559.00	Memo	00
41	Improvements - Gate	1/20/05	650.00	0.00	0.00	0.00	0.00	0.00	650.00	Memo	00
42	Permanent Improvements	3/01/05	650.00	0.00	0.00	0.00	0.00	0.00	650.00	Memo	00
43	Cattle Guards	3/11/05	4,874.54	0.00	0.00	0.00	0.00	0.00	4,874.54	Memo	00
51	Engine, Pump, Shed	8/01/08	4,092.75	0.00	0.00	0.00	0.00	0.00	4,092.75	Memo	00
97	Improvements - Irrigation	3/05/08	14,875.03	0.00	0.00	0.00	0.00	0.00	14,875.03	Memo	00
100	Improvements	6/16/08	1,552.00	0.00	0.00	0.00	0.00	0.00	1,552.00	Memo	00
101	Improvements - Irrigation	11/01/01	2,775.23	0.00	0.00	0.00	0.00	0.00	2,775.23	Memo	00
112	Fence Installation	10/11/08	1,121.90	0.00	0.00	0.00	0.00	0.00	1,121.90	Memo	00
130	Improvements - Fence	6/06/11	2,250.02	0.00	0.00	0.00	0.00	0.00	2,250.02	Memo	00
131	Improvements - Fence	5/31/11	2,041.00	0.00	0.00	0.00	0.00	0.00	2,041.00	Memo	00
132	Improvements - Concrete Slab	6/14/11	1,752.03	0.00	0.00	0.00	0.00	0.00	1,752.03	Memo	00
133	Improvements - Concrete Slab	6/14/11	1,752.03	0.00	0.00	0.00	0.00	0.00	1,752.03	Memo	00
1650 Red Barn Ranch											
			12,293,800.78	0.00	0.00	4,028.00	0.00	4,028.00	12,293,772.78		
Group 1700 2301 Wallace Land											
10	Improvements - Excavations	5/18/00	5,290.00	0.00	0.00	0.00	0.00	0.00	5,290.00	Memo	15
12	Improvements - Fence	7/10/00	2,481.00	0.00	0.00	0.00	0.00	0.00	2,481.00	Memo	15
14	Improvements - Fence	10/12/00	1,850.00	0.00	0.00	0.00	0.00	0.00	1,850.00	Memo	15
15	Improvements - Fence	10/27/00	3,656.00	0.00	0.00	0.00	0.00	0.00	3,656.00	Memo	15
16	Land - Plant City, Florida	5/18/00	138,242.00	0.00	0.00	0.00	0.00	0.00	138,242.00	Memo	00
23	Improvements - Fence	1/05/01	4,010.00	0.00	0.00	0.00	0.00	0.00	4,010.00	Memo	15
24	Improvements - Irrigation	11/01/01	26,475.00	0.00	0.00	0.00	0.00	0.00	26,475.00	Memo	15
28	Improvements - Gazabo	10/01/02	2,782.00	0.00	0.00	0.00	0.00	0.00	2,782.00	Memo	15
29	Improvements - Irrigation	10/08/02	18,420.00	0.00	0.00	0.00	0.00	0.00	18,420.00	Memo	15
32	Improvements - Irrigation	2/01/03	325.00	0.00	0.00	0.00	0.00	0.00	325.00	Memo	15
99	Improvements - Irrigation	7/01/08	1,121.90	0.00	0.00	0.00	0.00	0.00	1,121.90	Memo	15
134	Land - Plant City FL	5/18/00	147,010.00	0.00	0.00	0.00	0.00	0.00	147,010.00	Memo	39
1700 2301 Wallace Land											
			352,187.90	0.00	0.00	0.00	0.00	0.00	352,187.90		
Group 1701 2301 Wallace Bldg											
11	Building - Plant City FL	5/18/00	109,725.00	0.00	0.00	0.00	0.00	0.00	109,725.00	Memo	39
14	Improvements - Vanyl Softfi	11/05/00	1,850.00	0.00	0.00	0.00	0.00	0.00	1,850.00	Memo	15
33	Improvements - Roof	11/01/03	6,400.00	0.00	0.00	0.00	0.00	0.00	6,400.00	Memo	39
1701 2301 Wallace Bldg											
			117,975.00	0.00	0.00	0.00	0.00	0.00	117,975.00		
Group 1709 2103 Wallace Land											
35	Land - 2103 Wallace	8/30/04	50,000.00	0.00	0.00	0.00	0.00	0.00	50,000.00	Land	00
37	Improvements - Fence	1/01/06	10,566.50	0.00	0.00	3,522.15	704.43	4,226.58	6,339.92	SL	15
1709 2103 Wallace Land											
			60,566.50	0.00	0.00	3,522.15	704.43	4,226.58	56,339.92		
Group 1710 2103 Wallace Bldg											
35	Building - 2103 Wallace	1/01/06	135,000.00	0.00	0.00	17,307.70	3,461.54	20,769.24	114,230.76	SL	39
44	New Fence	1/01/06	10,680.50	0.00	0.00	3,560.15	712.05	4,272.18	6,408.32	SL	15
102	New Garage-door opener	8/16/08	4,972.00	0.00	0.00	80.69	101.92	182.61	4,791.39	SL	39
123	HVAC System	3/18/10	3,973.00	0.00	0.00	80.69	101.92	182.61	3,792.39	SL	39
1710 2103 Wallace Bldg											
			150,728.50	0.00	0.00	20,948.54	4,273.49	25,224.03	125,504.47		
Group 1760 J Sanchez Glas Land											
52	Joe Sanchez Rd Plantation	12/28/06	1,043,623.36	0.00	0.00	0.00	0.00	0.00	1,043,623.36	Memo	00
58	Land Improvements	6/19/07	4,484.90	0.00	0.00	0.00	0.00	0.00	4,484.90	Memo	00
105	Land Improvements	7/01/08	3,145.80	0.00	0.00	0.00	0.00	0.00	3,145.80	Memo	00
1760 J Sanchez Glas Land											
			1,051,254.06	0.00	0.00	0.00	0.00	0.00	1,051,254.06		
Group 1770 4402 J Sanchez Land											
59	4402 Joe Sanchez Land	4/27/07	676,456.00	0.00	0.00	0.00	0.00	0.00	676,456.00	Memo	00
107	Pump Replacement	10/14/08	1,200.00	0.00	0.00	0.00	0.00	0.00	1,200.00	Memo	00
108	Land Improvements	11/23/08	4,332.00	0.00	0.00	0.00	0.00	0.00	4,332.00	Memo	00
118	Citrus Trees	4/20/09	5,415.00	0.00	0.00	0.00	0.00	0.00	5,415.00	Memo	00
1770 4402 J Sanchez Land											
			687,403.00	0.00	0.00	0.00	0.00	0.00	687,403.00		
Group 1771 4402 J Sanchez Bldg											
60	4402 Joe Sanchez Bldg	6/19/07	82,202.37	0.00	0.00	0.00	0.00	0.00	82,202.37	Memo	00
1771 4402 J Sanchez Bldg											
			82,202.37	0.00	0.00	0.00	0.00	0.00	82,202.37		
Group 1776 Krotiak Land											
106	Joe Sanchez - Krotiak	10/14/08	259,010.00	0.00	0.00	0.00	0.00	0.00	259,010.00	Memo	00
113	Joe Sanchez - Krotiak	10/14/08	7,637.87	0.00	0.00	0.00	0.00	0.00	7,637.87	Memo	00
1776 Krotiak Land											
			257,667.87	0.00	0.00	0.00	0.00	0.00	257,667.87		
Group 1780 3802 J Sanchez Land											
61	3802 Joe Sanchez Land	7/18/07	546,075.00	0.00	0.00	0.00	0.00	0.00	546,075.00	Land	00
1780 3802 J Sanchez Land											
			546,075.00	0.00	0.00	0.00	0.00	0.00	546,075.00		
Group 1781 3802 J Sanchez Bldg											
62	3802 Joe Sanchez Bldg	7/18/07	362,474.61	0.00	0.00	45,034.71	13,180.89	58,215.60	304,259.01	SL	27
1781 3802 J Sanchez Bldg											
			362,474.61	0.00	0.00	45,034.71	13,180.89	58,215.60	304,259.01	SL	27

Asset ID	Property Description	Date In Service	Tax Cost	Sec 179 Exp Current = c	Tax Bonus Amt	Tax Prior Depreciation	Tax Current Depreciation	Tax End Depr	Tax Net Book Value	Tax Method	Tax Period
Type Investment Properties Group: 1781-3802 J Sanchez Bldg (continued)											
1781	3802 J Sanchez Bldg		362,474.61	0.00c	0.00	45,034.71	13,180.89	58,215.60	304,259.01		
Group 1790-4205 Three Oaks Land											
63	4205 Three Oaks Land	8/13/07	59,444.00	0.00	0.00	0.00	0.00	0.00	59,444.00	Land	0 0
1790	4205 Three Oaks Land		59,444.00	0.00c	0.00	0.00	0.00	0.00	59,444.00		
Group 1791-4205 Three Oaks Bldg											
64	4205 Three Oaks Building	8/13/07	73,312.47	0.00	0.00	9,108.53	2,665.91	11,774.44	61,538.03	S/L	27 5
1791	4205 Three Oaks Bldg		73,312.47	0.00c	0.00	9,108.53	2,665.91	11,774.44	61,538.03		
Group 1795 Lot 8 Three Oaks											
65	Lot 8 Three Oaks	12/18/07	29,088.50	0.00	0.00	0.00	0.00	0.00	29,088.50	Memo	0 0
1795	Lot 8 Three Oaks		29,088.50	0.00c	0.00	0.00	0.00	0.00	29,088.50		
Group 1796 912 Platt Ste 101											
103	Suite 100 Building Imp	11/03/08	13,890.00	0.00	0.00	771.66	356.15	1,127.81	12,762.19	S/L	39 0
117	Build Out Suite 101	8/17/09	7,911.00	0.00	0.00	278.92	202.85	481.77	7,429.23	S/L	39 0
1796	912 Platt Ste 101		21,801.00	0.00c	0.00	1,050.58	559.00	1,609.58	20,191.42		
Investment Properties			5,199,917.69	0.00c	0.00	126,873.33	29,592.46	156,465.79	5,043,451.90		
*Less Dispositions and Transfers			24,755.00	0.00	0.00	0.00	0.00	0.00	24,755.00		
Net Investment Properties			5,175,162.69	0.00c	0.00	126,873.33	29,592.46	156,465.79	5,018,696.90		
Grand Total			8,319,899.73	0.00c	12,450.52	566,310.15	123,159.65	689,469.80	7,630,429.93		
Less Dispositions and Transfers			24,755.00	0.00	0.00	0.00	0.00	0.00	24,755.00		
Net Grand Total			8,295,144.73	0.00c	12,450.52	566,310.15	123,159.65	689,469.80	7,605,674.93		



Morgan Stanley Smith Barney

CLIENT STATEMENT | For the Period July 1 31, 2011

Bailey Family Foundation, Inc
FEIN# 54-1850780
2011 Capital Gains & Losses
Schedule D - 5

THE BAILEY FAMILY FOUNDATION INC
4004 GENESSEE PL STE 101

Activity

REALIZED GAIN/(LOSS) DETAIL

LONG-TERM GAIN/(LOSS)

Security Description	Date Acquired	Date Sold	Quantity	Sales Proceeds	Orig / Adj Total Cost	Realized Gain/(Loss)	Comments
DELAWARE LTD TERM DIVERS INC A	05/18/10	07/05/11	22 371 365	\$201 118 57	\$199 999 78	\$1,118 79	
	05/21/10	07/05/11	3 832	34 45	34 07	0 38	
	06/22/10	07/05/11	62 325	560 30	554 69	5 61	
MARKET VECTORS AGRIBUS ETF	01/15/08	07/05/11	600 000	32,654 37	34,787 94	(2,133 57)	A
	01/17/08	07/05/11	200 000	10,884 79	9 925 98	958 81	A
POWER SHARES DIV ACH PTF	12/21/09	07/05/11	2,000 000	30,239 41	25 000 00	5,239 41	
PRUDENTIAL SHT TRM CORP BD A	05/18/10	07/05/11	17,406 440	200,347 95	200,000 00	347 95	
	06/18/10	07/05/11	55 236	635 77	630 79	4 98	
RS LOW DURATION BOND A	05/18/10	07/05/11	29,211 295	300,583 93	300,000 00	583 93	
	05/28/10	07/05/11	20 364	209 55	208 53	1 02	
	06/23/10	07/05/11	7 407	76 22	76 00	0 22	
	06/23/10	07/05/11	3 134	32 25	32 15	0 10	
	06/30/10	07/05/11	67 819	697 86	695 82	2 04	
VANGUARD DIVIDEND APPRECIATION	12/21/09	07/05/11	2 000 000	113 339 82	94 213 00	19 126 82	
Long-Term This Period				\$891,415 24	\$866,158 75	\$25,256 49	
Long-Term Year to Date				\$2,902,334 81	\$2,537,470 85	\$364,863.96	

SHORT-TERM GAIN/(LOSS)

Security Description	Date Acquired	Date Sold	Quantity	Sales Proceeds	Orig / Adj Total Cost	Realized Gain/(Loss)	Comments
DELAWARE LTD-TERM DIVERS INC A	07/22/10	07/05/11	43 489	390 97	388 79	2 18	
	08/20/10	07/05/11	42 891	385 59	386 02	(0 43)	
	09/22/10	07/05/11	41 952	377 15	378 83	(1 68)	
	10/22/10	07/05/11	42 283	380 12	381 82	(1 70)	
	11/22/10	07/05/11	103 222	927 97	926 93	1 04	
	11/22/10	07/05/11	42 717	384 03	383 60	0 43	
	12/22/10	07/05/11	45 672	410 59	407 39	3 20	
	01/21/11	07/05/11	50 081	450 23	445 72	4 51	
	02/22/11	07/05/11	53 574	481 63	475 74	5 89	
	03/22/11	07/05/11	46 743	420 22	415 08	5 14	
	04/21/11	07/05/11	60 159	540 83	534 81	6 02	
	04/27/11	07/05/11	16 872 891	151,687 29	149 999 83	1,687 46	
	05/20/11	07/05/11	91 582	823 32	822 41	0 91	
	06/22/11	07/05/11	94 926	853 38	856 23	(2 85)	
GOLDMAN SACHS STRATEGIC INC A	02/09/11	07/05/11	29,411 765	293 823 24	299 999 71	(6,176 47)	

CONTINUED

008244 NSDDT174

CLIENT STATEMENT | For the Period July 1-31, 2011

MorganStanley
SmithBarney

Activity

Bailey Family Foundation, Inc
FEIN# 54-1850780
2011 Capital Gains & Losses
Schedule D - 5

THE BAILEY FAMILY FOUNDATION INC
4004 GENESSEE PL STE 101

REALIZED GAIN/(LOSS) DETAIL

SHORT-TERM GAIN/(LOSS) (CONTINUED)

Security Description	Date Acquired	Date Sold	Quantity	Sales Proceeds	Orig / Adj Total Cost	Realized Gain/(Loss)	Comments
	02/28/11	07/05/11	38 053	380 15	387 38	(7 23)	
	03/31/11	07/05/11	80 940	808 59	812 64	(4 05)	
	04/27/11	07/05/11	14,880 952	148,660 56	150,000 00	(1,339 44)	
	04/29/11	07/05/11	71 718	716 46	724 35	(7 89)	
	05/31/11	07/05/11	120 491	1 203 70	1 216 96	(13 26)	
	06/30/11	07/05/11	132 048	1,319 61	1 315 20	4 41	
INDUSTRIAL SEL SEC SPDR FD	04/27/11	07/05/11	1 658 000	62,555 30	63 186 21	(630 91)	
	05/17/11	07/05/11	874 000	32,975 47	32 649 14	326 33	
ISHARES DJ US OIL & EQUIPMENT	04/27/11	07/05/11	964 000	62 767 62	63 205 24	(437 62)	
	05/17/11	07/05/11	612 000	39,848 33	36,738 85	3 109 48	
PRUDENTIAL SHT TRM CORP BD A	07/20/10	07/05/11	59 263	682 12	683 30	(1 18)	
	08/20/10	07/05/11	61 151	703 85	709 35	(5 50)	
	09/20/10	07/05/11	54 935	632 30	638 35	(6 05)	
	10/20/10	07/05/11	56 510	650 43	660 60	(10 17)	
	11/19/10	07/05/11	60 973	701 80	706 68	(4 88)	
	12/20/10	07/05/11	56 288	647 87	646 19	1 68	
	12/31/10	07/05/11	20 826	239 71	238 87	0 84	
	01/20/11	07/05/11	39 131	450 40	449 22	1 18	
	02/18/11	07/05/11	63 863	735 06	731 87	3 19	
	03/18/11	07/05/11	53 850	619 81	619 28	0 53	
	04/20/11	07/05/11	60 630	697 85	696 03	1 82	
	04/27/11	07/05/11	13,043 478	150,130 30	150 000 00	130 30	
	05/20/11	07/05/11	89 874	1,034 45	1,037 15	(2 70)	
	06/20/11	07/05/11	94 527	1,088 31	1,090 84	(2 53)	
RS FLOATING RATE A	04/14/11	07/05/11	19,267 823	198,073 22	199 999 81	(1,926 59)	
	04/27/11	07/05/11	14 436 959	148 411 94	149 999 86	(1,587 92)	
	04/29/11	07/05/11	29 031	298 44	301 63	(3 19)	
	05/31/11	07/05/11	135 257	1 390 44	1 401 26	(10 82)	
	06/22/11	07/05/11	39 283	403 83	403 04	0 79	
	06/22/11	07/05/11	0 330	3 39	3 39	0 00	
	06/30/11	07/05/11	138 596	1,424 77	1 423 38	1 39	
RS LOW DURATION BOND A	07/30/10	07/05/11	63 168	650 00	651 89	(1 89)	
	08/31/10	07/05/11	68 006	699 78	703 18	(3 40)	
	09/30/10	07/05/11	65 482	673 81	679 05	(5 24)	
	10/29/10	07/05/11	64 918	668 01	674 50	(6 49)	
	11/30/10	07/05/11	62 132	639 34	642 45	(3 11)	

CONTINUED



**Morgan Stanley
Smith Barney**

CLIENT STATEMENT | For the Period July 1-31, 2011

Activity

Bailey Family Foundation, Inc
FEIN# 54-1850780
2011 Capital Gains & Losses
Schedule D - 5

THE BAILEY FAMILY FOUNDATION INC
4004 GENESSEE PL STE 101

REALIZED GAIN/(LOSS) DETAIL

SHORT-TERM GAIN/(LOSS) (CONTINUED)

Security Description	Date Acquired	Date Sold	Quantity	Sales Proceeds	Orig / Adj Total Cost	Realized Gain/(Loss)	Comments
	12/16/10	07/05/11	47 033	483 97	483 03	0 94	
	12/16/10	07/05/11	17 602	181 12	180 77	0 35	
	12/31/10	07/05/11	59 072	607 85	607 26	0 59	
	01/31/11	07/05/11	61 594	633 80	634 42	(0 62)	
	02/28/11	07/05/11	69 865	718 91	718 91	0 00	
	03/31/11	07/05/11	57 955	596 36	595 78	0 58	
	04/27/11	07/05/11	9,708 738	99,902 82	99 999 90	(97 08)	
	04/29/11	07/05/11	61 867	636 61	637 85	(1 24)	
	05/31/11	07/05/11	76 127	783 35	785 63	(2 28)	
	06/22/11	07/05/11	2 318	23 85	23 88	(0 03)	
	06/30/11	07/05/11	79 976	823 33	822 95	0 38	
SPDR S&P OIL & GAS EXP & PRO	04/27/11	07/05/11	1,028 000	62,207 50	63,200 41	(992 91)	
	05/17/11	07/05/11	646 000	39,091 49	36 508 82	2,582 67	
VANGUARD DIVIDEND APPRECIATION	04/27/11	07/05/11	791 000	44,825 90	44 781 67	44 23	
VANGUARD HEALTH CARE ETF	04/27/11	07/05/11	1,002 000	64,932 66	63,231 21	1,701 45	
VANGUARD TTL STK MKT ETF	04/27/11	07/05/11	2,265 000	157,036 68	158,006 40	(969 72)	
	06/09/11	07/05/11	1,500 000	103 997 80	99 698 55	4,299 25	
Short-Term This Period				\$1,893,407.58	\$1,893,747.49	\$(339.91)	
Short-Term Year to Date				\$2,094,875.14	\$2,098,480.88	\$(3,605.74)	
Net Realized Gain/(Loss) This Period				\$2,784,822.82	\$2,759,906.24	\$24,916.58	
Net Realized Gain/(Loss) Year to Date				\$4,997,209.95	\$4,635,951.73	\$361,258.22	

New Treasury regulations require that we report your adjusted cost basis and classify the gain or loss as either long-term or short-term on the sale of covered securities acquired on or after January 1, 2011. These regulations also require that we make basis adjustments due to wash sales, certain corporate actions and transfers by gift or inheritance, which will be reflected on your Form 1099-B. This section may not reflect all of the basis adjustments we are required to make for tax reporting purposes. The information in this section is provided for informational purposes only and should not be used in the preparation of your income tax returns. Please refer to the Disclosures section of this statement for additional information.

A - You executed this transaction elsewhere and later transferred the security to your Morgan Stanley Smith Barney Account. Another financial institution has provided Morgan Stanley Smith Barney the transaction detail for this position.

008244 MSDDT174



**Morgan Stanley
Smith Barney**

CLIENT STATEMENT | For the Period July 1-31, 2011

Activity

Bailey Family Foundation, Inc
FEIN# 54-1850780
2011 Capital Gains & Losses
Schedule D - 6

THE BAILEY FAMILY FOUNDATION INC
4004 GENESSEE PL STE 101

REALIZED GAIN/(LOSS) DETAIL

LONG-TERM GAIN/(LOSS)

Security Description	Date Acquired	Date Sold	Quantity	Sales Proceeds	Orig / Adj Total Cost	Realized Gain/(Loss)	Comments
AMAZON COM INC	10/30/09	07/06/11	12 000	\$2 566 39	\$1 429 03	\$1 137 36	
	03/01/10	07/06/11	9 000	1 924 79	1 108 58	816 21	
	03/02/10	07/06/11	15 000	3 207 99	1 898 06	1 309 93	
	03/02/10	07/06/11	8 000	1 710 93	1 004 65	706 28	
APPLE INC	04/02/09	07/06/11	13 000	4 582 80	1 437 89	3 144 91	
	04/02/09	07/06/11	12 000	4 230 28	1 373 83	2 856 45	
	10/01/09	07/06/11	15 000	5 287 85	2 753 14	2 534 71	
	01/27/10	07/06/11	2 000	705 05	417 62	287 43	
	04/29/10	07/06/11	11 000	3 877 76	2 962 95	914 81	
BAIDU INC ADS	10/28/09	07/06/11	20 000	2 910 74	791 32	2 119 42	
	11/05/09	07/06/11	20 000	2 910 74	793 58	2 117 16	
	11/06/09	07/06/11	50 000	7 276 86	2 003 82	5 273 04	
DANAHER CORPORATION	03/09/10	07/06/11	26 000	1 417 87	1 007 79	410 08	
	03/11/10	07/06/11	28 000	1 526 93	1 085 62	441 31	
	04/22/10	07/06/11	54 000	2 944 80	2 270 56	674 24	
	05/03/10	07/06/11	48 000	2 617 60	2 054 39	563 21	
	05/11/10	07/06/11	22 000	1 199 73	926 81	272 92	
	05/12/10	07/06/11	20 000	1 090 67	866 05	224 62	
DOW CHEMICAL CO	08/06/09	07/01/11	57 000	2 072 58	1 316 80	755 78	
	09/17/09	07/01/11	35 000	1 272 63	909 96	362 67	
	09/17/09	07/06/11	29 000	1 053 39	753 96	299 43	
	09/23/09	07/06/11	18 000	653 83	482 34	171 49	
	12/02/09	07/06/11	77 000	2 796 92	2 179 66	617 26	
	12/24/09	07/06/11	192 000	6 974 15	5 409 43	1 564 72	
	12/28/09	07/06/11	7 000	714 90	698 84	16 06	
EOG RESOURCES INC	01/08/10	07/06/11	15 000	1 531 92	1 463 41	68 51	
	03/05/10	07/06/11	10 000	1 021 28	974 26	47 02	
	03/10/10	07/06/11	23 000	2 348 94	2 279 75	69 19	
	05/11/10	07/06/11	16 000	1 634 05	1 676 86	(42 81)	
	04/24/06	07/06/11	16 000	1 193 90	1 097 93	95 97	A
GENL DYNAMICS CORP	07/20/06	07/06/11	22 000	1 641 61	1 510 45	131 16	A
	01/12/09	07/06/11	31 000	2 313 17	1 781 54	531 63	
	10/04/07	07/06/11	1 000	86 17	56 06	30 11	A
MC DONALDS CORP	10/05/07	07/06/11	27 000	2 326 66	1 513 20	813 46	A
	01/25/08	07/06/11	33 000	2 843 70	1 786 89	1 056 81	A
	03/25/08	07/06/11	3 000	258 52	169 21	89 31	A

008244 MSDDT174

CONTINUED

MorganStanley
SmithBarney

CLIENT STATEMENT | For the Period July 1-31, 2011

Bailey Family Foundation, Inc
FEIN# 54-1850780
2011 Capital Gains & Losses
Schedule D - 6

THE BAILEY FAMILY FOUNDATION INC
4004 GENESSEE PL STE 101

Activity

REALIZED GAIN/(LOSS) DETAIL

LONG-TERM GAIN/(LOSS) (CONTINUED)

Security Description	Date Acquired	Date Sold	Quantity	Sales Proceeds	Orig / Adj Total Cost	Realized Gain/(Loss)	Comments
MONSANTO CO/NEW	11/24/08	07/06/11	21 000	1 809 63	1 168 61	641 02	
	05/28/10	07/06/11	32 000	2,404.12	1 615.11	789 01	
	06/11/10	07/06/11	39 000	2,930 02	1,987 68	942 34	
	07/01/10	07/06/11	24 000	1,803 09	1,121 76	681 33	
	07/02/10	07/06/11	19 000	1,427 44	883 98	543 46	
NIKE INC B	07/16/08	07/06/11	15 000	1,382 20	856 77	525 43	A
	07/17/08	07/06/11	21 000	1,935 09	1,228 08	707 01	A
	12/03/08	07/06/11	37 000	3,409 44	1,845 82	1,563 62	
	12/08/08	07/06/11	19 000	1,750 79	1 066 61	684 18	
	12/09/08	07/06/11	22 000	2,027 23	1,202 21	825 02	
	02/03/10	07/06/11	23 000	2,119 38	1 460 17	659 21	
	02/04/10	07/06/11	12 000	1,105 76	749 95	355 81	
PNC FINL SVCS GP	02/03/10	07/06/11	31 000	1,857 31	1,683 43	173 88	
	03/25/10	07/06/11	51 000	3 055 57	3 129 45	(73 88)	
	04/22/10	07/06/11	42 000	2,516 35	2,858 83	(342 48)	
	05/03/10	07/06/11	12 000	718 96	814 72	(95 76)	
	05/24/10	07/06/11	16 000	958 61	984 71	(26 10)	
PPG INDUSTRIES INC	08/27/09	07/06/11	17 000	1,578 83	919 60	659 23	
	08/28/09	07/06/11	16 000	1,485 96	895 54	590 42	
	08/31/09	07/06/11	18 000	1,671.71	995 16	676 55	
	09/01/09	07/06/11	16 000	1,485 96	868 03	617 93	
	09/09/09	07/06/11	18 000	1,671 71	1,014 35	657 36	
	03/25/10	07/06/11	31 000	2,879 05	2,038 12	840 93	
	11/14/06	07/06/11	19 000	2,069 88	1 187 16	882 72	A
PRAXAIR INC	11/16/06	07/06/11	20 000	2,178 82	1 264 74	914 08	A
	05/18/07	07/06/11	36 000	3 921 88	2 484 30	1,437 58	A
	07/25/07	07/06/11	27 000	2,941 41	2,046 71	894 70	A
	12/16/09	07/06/11	3 000	1 602 99	666 40	936 59	
PRICELINE COM INC NEW	04/13/10	07/06/11	12 000	6,411 96	3,068 35	3,343 61	
	05/11/10	07/06/11	8 000	4 274 64	1,752 30	2 522 34	
	11/24/08	07/06/11	92 000	5 318 41	1,270 34	4 048 07	
STARWOOD HTLS & RSTS WW INC	01/14/10	07/06/11	24 000	1,953 50	1,088 92	864 58	
	01/14/10	07/06/11	22 000	1,790 71	1 012 18	778 53	
	01/21/10	07/06/11	14 000	1,139 54	585 22	554 32	
	03/22/10	07/06/11	23 000	1,872 11	1,085 68	786 43	
	05/25/10	07/06/11	22 000	1,183 67	973 22	210 45	
TJX COS INC NEW	05/25/10	07/06/11	22 000	1,183 67	973 22	210 45	

CONTINUED



**Morgan Stanley
Smith Barney**

CLIENT STATEMENT | For the Period July 1 31, 2011

Bailey Family Foundation, Inc
FEIN# 54-1850780
2011 Capital Gains & Losses
Schedule D - 6

THE BAILEY FAMILY FOUNDATION INC
4004 GENESSEE PL STE 101

Activity

REALIZED GAIN/(LOSS) DETAIL

LONG-TERM GAIN/(LOSS) (CONTINUED)

Security Description	Date Acquired	Date Sold	Quantity	Sales Proceeds	Orig / Adj Total Cost	Realized Gain/(Loss)	Comments
	05/27/10	07/06/11	22 000	1,183 67	997 86	185 81	
	06/10/10	07/06/11	43 000	2,313.55	1,977 37	336 18	
	06/18/10	07/06/11	93 000	5,003 71	4,288 05	715 66	
U S BANCORP COM NEW	03/26/09	07/06/11	116 000	2,935 90	1,849 23	1,086 67	
	04/20/10	07/06/11	98 000	2,480 33	2,779 61	(299 28)	
	04/22/10	07/06/11	59 000	1,493 26	1,607 37	(114 11)	
UNION PACIFIC CORP	04/24/06	07/06/11	93 000	9,994 90	4 528 30	5,466 60	A
	01/31/08	07/06/11	20 000	2,149 44	1,250 92	898 52	A
	02/01/08	07/06/11	2 000	214 94	126 36	88 58	A
	11/24/08	07/06/11	31 000	3,331.64	1,459 91	1,871 73	
WELLS FARGO 8% NON-CUM SER J	12/23/08	07/06/11	38 000	1,095 01	796 05	298 96	
	03/19/09	07/06/11	16 000	461 06	266 82	194 24	
	08/27/09	07/06/11	62 000	1,786 60	1 505 17	281 43	
Long-Term This Period				\$199,815 84	\$125,553 47	\$74,262 37	
Long-Term Year to Date				\$302,506 68	\$196,376 33	\$106,130.35	

SHORT-TERM GAIN/(LOSS)

Security Description	Date Acquired	Date Sold	Quantity	Sales Proceeds	Orig / Adj Total Cost	Realized Gain/(Loss)	Comments
ACME PACKET INC	02/23/11	07/06/11	17 000	1,244 55	1 176 68	67 87	
	02/25/11	07/06/11	16 000	1,171 34	1,193 81	(22 47)	
	03/23/11	07/06/11	23 000	1,683 80	1,546 87	136 93	
	04/27/11	07/06/11	26 000	1,903 41	2 149 51	(246 10)	
AGILENT TECHNOLOGIES	03/14/11	07/06/11	27 000	1 392 06	1 212 06	180 00	
	03/16/11	07/06/11	30 000	1 546 73	1 274 05	272 68	
	03/17/11	07/06/11	22 000	1,134 27	935 09	199 18	
	03/24/11	07/06/11	34 000	1,752 96	1 494 05	258 91	
	04/15/11	07/06/11	48 000	2 474 77	2 289 28	185 49	
	04/19/11	07/06/11	53 000	2,732 57	2 466 27	266 30	
AMAZON COM INC	07/14/10	07/06/11	7 000	1,497 06	860 80	636 26	
	09/02/10	07/06/11	14 000	2,994 12	1 889 54	1,104 58	
ANADARKO PETE	09/07/10	07/06/11	40 000	3,140 34	2 006 36	1,133 98	
	10/08/10	07/06/11	11 000	863 59	639 49	224 10	
APPLE INC	07/14/10	07/06/11	4 000	1,410 09	1,011 45	398 64	
	07/21/10	07/06/11	2 000	705 04	517 34	187 70	

CONTINUED

008244 MSDDT174

CLIENT STATEMENT | For the Period July 1 31, 2011

Activity

Bailey Family Foundation, Inc.
FEIN# 54-1850780
2011 Capital Gains & Losses
Schedule D - 6

THE BAILEY FAMILY FOUNDATION INC
4004 GENESSEE PL STE 101

REALIZED GAIN/(LOSS) DETAIL

SHORT-TERM GAIN/(LOSS) (CONTINUED)

Security Description	Date Acquired	Date Sold	Quantity	Sales Proceeds	Orig / Adj Total Cost	Realized Gain/(Loss)	Comments
BAIDU INC ADS	10/08/10	07/06/11	20 000	2,910 74	1 970 82	939 92	
	04/20/11	07/06/11	9 000	1,309 84	1 360 00	(50 16)	
BIOGEN IDEC INC	06/30/11	07/06/11	8 000	1,164 31	1,119 00	45 31	
	06/23/11	07/06/11	24 000	2,589 55	2 368 73	220 82	
	06/24/11	07/06/11	25 000	2,697 45	2 568 15	129 30	
COACH INC	06/27/11	07/06/11	45 000	4,855 40	4,677 25	178 15	
	06/01/11	07/06/11	20 000	1,341 86	1 247 83	94 03	
	06/02/11	07/06/11	20 000	1,341 86	1 235 72	106 14	
	06/06/11	07/06/11	17 000	1,140 58	1,032 29	108 29	
	06/09/11	07/06/11	24 000	1,610 23	1,441 75	168 48	
CONTINENTAL RESOURCES INC	06/10/11	07/06/11	19 000	1,274 77	1 126 12	148 65	
	06/28/11	07/06/11	23 000	1,543 14	1 392 22	150 92	
	07/01/11	07/06/11	38 000	2 549 55	2 499 42	50 13	
	03/18/11	07/06/11	18 000	1 201 84	1 192 50	9 34	
	03/18/11	07/06/11	18 000	1,201 84	1,191 63	10 21	
CUMMINS INC	03/23/11	07/06/11	17 000	1,135 07	1 177 10	(42 03)	
	05/17/11	07/06/11	29 000	1,936 28	1,770 33	165 95	
	07/15/10	07/06/11	27 000	2,873 28	1 962 03	911 25	
	08/12/10	07/06/11	12 000	1,277 01	934 43	342 58	
DANAHER CORPORATION	08/13/10	07/06/11	13 000	1,383 43	1,015 18	368 25	
	09/24/10	07/06/11	17 000	1 809 11	1 564 96	244 15	
DOW CHEMICAL CO	07/14/10	07/06/11	16 000	872 53	609 44	263 09	
EATON CORPORATION	09/22/10	07/06/11	57 000	2,070 45	1 555 14	515 31	
	10/14/10	07/06/11	95 000	3,450 75	2,801 53	649 22	
ESTEE LAUDER CO INC CL A	09/09/10	07/06/11	52 000	2,699 50	2 008 66	690 84	
	09/13/10	07/06/11	50 000	2,595 67	2 009 83	585 84	
	01/27/11	07/06/11	38 000	1,972 71	2 013 20	(40 49)	
	03/17/11	07/06/11	2 000	103 83	101 54	2 29	
	03/18/11	07/06/11	24 000	1,245 92	1,241 16	4 76	
	03/21/11	07/06/11	22 000	1,142 09	1 166 84	(24 75)	
F5 NETWORKS INC	04/21/11	07/06/11	51 000	2,647 58	2 742 87	(95 29)	
	07/16/10	07/06/11	31 000	3,312 28	1,977 59	1,334 69	
	08/13/10	07/06/11	17 000	1,816 41	979 22	837 19	
	04/20/11	07/06/11	31 000	3 312 29	2 945 65	366 64	
	01/20/11	07/06/11	8 000	922 94	873 98	48 96	
	02/07/11	07/06/11	19 000	2,191 99	2 371 84	(179 85)	

CONTINUED



**Morgan Stanley
Smith Barney**

CLIENT STATEMENT | For the Period July 1-31, 2011

Bailey Family Foundation, Inc
FEIN# 54-1850780
2011 Capital Gains & Losses
Schedule D - 6

THE BAILEY FAMILY FOUNDATION INC
4004 GENESSEE PL STE 101

Activity

REALIZED GAIN/(LOSS) DETAIL

SHORT-TERM GAIN/(LOSS) (CONTINUED)

Security Description	Date Acquired	Date Sold	Quantity	Sales Proceeds	Orig / Adj Total Cost	Realized Gain/(Loss)	Comments
	04/06/11	07/06/11	12 000	1 384 41	1,135 18	249 23	
FREEPORT MCMORAN CP&GLD	11/10/10	07/06/11	17 000	911 09	886 74	24 35	
	12/02/10	07/06/11	40 000	2,143 73	2,145 59	(1 86)	
	03/14/11	07/06/11	43 000	2,304 51	2,101 47	203 04	
GREEN MOUNTAIN COFFEE INC	04/04/11	07/06/11	39 000	3 573 89	2 539 77	1 034 12	
	06/09/11	07/06/11	31 000	2,840 78	2,350 99	489 79	
HALLIBURTON CO	11/23/10	07/06/11	1 000	52 62	36 50	16 12	
	02/02/11	07/06/11	71 000	3,736 26	3 320 11	416 15	
	02/03/11	07/06/11	30 000	1,578 70	1 400 91	177 79	
	02/03/11	07/06/11	23 000	1,210 34	1 064 13	146 21	
	03/23/11	07/06/11	53 000	2,789 04	2,439 12	349 92	
	05/05/11	07/06/11	32 000	1,683 94	1,499 93	184 01	
MC DONALDS CORP	07/09/10	07/06/11	15 000	1,292 59	1,032 89	259 70	
	06/28/11	07/06/11	17 000	1,464 93	1,431 10	33 83	
MEAD JOHNSON NUTRITION COMPANY	08/02/10	07/06/11	23 000	1,586 05	1,239 54	346 51	
	10/25/10	07/06/11	34 000	2,344 59	2,012 89	331 70	
	06/28/11	07/06/11	17 000	1,172 30	1,127 23	45 07	
MONSANTO CO/NEW	09/22/10	07/06/11	35 000	2,629 50	1,890 59	738 91	
	09/28/10	07/06/11	25 000	1,878 22	1 204 12	674.10	
	10/01/10	07/06/11	23 000	1,727 96	1 102 82	625 14	
	10/05/10	07/06/11	29 000	2 178 72	1 415 55	763 17	
NIKE INC B	07/21/10	07/06/11	14 000	1,290 07	982 87	307 20	
O'REILLY AUTOMOTIVE INC NEW	06/17/11	07/06/11	19 000	1,255 12	1,178 61	76 51	
	07/01/11	07/06/11	20 000	1,321 17	1 323 09	(1 92)	
OCCIDENTAL PETROLEUM CORP DE	03/21/11	07/06/11	36 000	3,813 16	3,633 40	179 76	
	04/28/11	07/06/11	14 000	1 482 90	1,448 86	34 04	
	05/02/11	07/06/11	17 000	1,800 66	1,966 44	(165 78)	
	05/05/11	07/06/11	9 000	953 29	958 74	(5 45)	
	05/27/11	07/06/11	6 000	635 53	646 22	(10 69)	
	05/31/11	07/06/11	12 000	1 271 05	1 299 75	(28 70)	
	06/29/11	07/06/11	31 000	3 283 55	3 151 81	131 74	
ORACLE CORP	07/21/10	07/06/11	74 000	2,447 46	1,746 37	701 09	
	08/06/10	07/06/11	119 000	3 935 78	2,868 07	1,067 71	
	10/15/10	07/06/11	100 000	3 307 38	2 861 23	446 15	
	10/19/10	07/06/11	73 000	2,414 38	2,104 14	310 24	
	11/18/10	07/06/11	21 000	694 55	595 35	99 20	

008244 MSDDT174

CONTINUED

CLIENT STATEMENT | For the Period July 1-31, 2011

MorganStanley
SmithBarney

Activity

Bailey Family Foundation, Inc
FEIN# 54-1850780
2011 Capital Gains & Losses
Schedule D - 6

THE BAILEY FAMILY FOUNDATION INC
4004 GENESSEE PL STE 101

REALIZED GAIN/(LOSS) DETAIL

SHORT-TERM GAIN/(LOSS) (CONTINUED)

Security Description	Date Acquired	Date Sold	Quantity	Sales Proceeds	Orig / Adj Total Cost	Realized Gain/(Loss)	Comments
	11/19/10	07/06/11	51 000	1 686 76	1 436 30	250 46	
	12/17/10	07/06/11	31 000	1 025 29	990 95	34 34	
	01/31/11	07/06/11	42 000	1 389 10	1 343 76	45 34	
	06/28/11	07/06/11	31 000	1 025 29	995 26	30 03	
	06/29/11	07/06/11	84 000	2 778 18	2 722 78	55 40	
PNC FINL SVCS GP	07/15/10	07/06/11	12 000	718 96	719 17	(0 21)	
	12/29/10	07/06/11	36 000	2 156 88	2 202 75	(45 87)	
PPG INDUSTRIES INC	07/09/10	07/06/11	7 000	650 11	452 65	197 46	
	07/21/10	07/06/11	13 000	1 207 34	836 64	370 70	
	06/28/11	07/06/11	18 000	1 671 71	1 582 55	89 16	
PRAXAIR INC	07/12/10	07/06/11	21 000	2 287 76	1 707 61	580 15	
	12/07/10	07/06/11	30 000	3 268 23	2 824 10	444 13	
	06/28/11	07/06/11	12 000	1 307 30	1 262 38	44 92	
PRECISION CASTPARTS CORP	07/23/10	07/06/11	26 000	4 377 53	3 077 93	1 299 60	
	10/28/10	07/06/11	15 000	2 525 50	2 081 25	444 25	
	11/12/10	07/06/11	12 000	2 020 40	1 601 99	418 41	
	01/07/11	07/06/11	7 000	1 178 57	996 27	182 30	
	06/28/11	07/06/11	10 000	1 683 67	1 582 91	100 76	
PRICELINE COM INC NEW	07/21/10	07/06/11	5 000	2 671 65	1 107 82	1 563 83	
	06/28/11	07/06/11	7 000	3 740 30	3 438 42	301 88	
ROCKWELL AUTOMATION INC	02/23/11	07/06/11	14 000	1 225 82	1 196 76	29 06	
	02/24/11	07/06/11	29 000	2 539 19	2 511 46	27 73	
	02/25/11	07/06/11	13 000	1 138 26	1 154 26	(16 00)	
	03/23/11	07/06/11	12 000	1 050 70	1 095 58	(44 88)	
	04/13/11	07/06/11	17 000	1 488 49	1 559 05	(70 56)	
	04/20/11	07/06/11	14 000	1 225 82	1 328 61	(102 79)	
	04/27/11	07/06/11	29 000	2 539 19	2 525 29	13 90	
	06/22/11	07/06/11	23 000	2 013 83	1 873 44	140 39	
SALESFORCE COM INC.	09/02/10	07/06/11	16 000	2 482 19	1 883 14	599 05	
	09/24/10	07/06/11	11 000	1 706 51	1 309 74	396 77	
	01/03/11	07/06/11	11 000	1 706 51	1 495 77	210 74	
	06/28/11	07/06/11	5 000	775 68	734 88	40 80	
SOTHEBY'S CL A	05/11/11	07/06/11	30 000	1 402 77	1 259 67	143 10	
STARBUCKS CORP WASHINGTON	12/06/10	07/06/11	73 000	2 564 06	2 392 38	571 68	
	02/10/11	07/06/11	78 000	3 167 08	2 586 48	580 60	
	03/01/11	07/06/11	40 000	1 624 14	1 318 28	305 86	

CONTINUED



**Morgan Stanley
Smith Barney**

CLIENT STATEMENT | For the Period July 1-31, 2011

Activity

Bailey Family Foundation, Inc
FEIN# 54-1850780
2011 Capital Gains & Losses
Schedule D - 6

THE BAILEY FAMILY FOUNDATION INC
4004 GENESSEE PL STE 101

REALIZED GAIN/(LOSS) DETAIL

SHORT-TERM GAIN/(LOSS) (CONTINUED)

Security Description	Date Acquired	Date Sold	Quantity	Sales Proceeds	Orig / Adj Total Cost	Realized Gain/(Loss)	Comments
	03/01/11	07/06/11	39 000	1 583 54	1 274 22	309 32	
	03/04/11	07/06/11	78 000	3 167 08	2 571 22	595 86	
	05/13/11	07/06/11	12 000	487 23	432 84	54 39	
TIFFANY & COMPANY NEW	07/15/10	07/06/11	16 000	1 302 34	647 44	654 90	
	07/28/10	07/06/11	48 000	3 907 01	1 993 66	1 913 35	
	01/11/11	07/06/11	16 000	1 302 34	966 60	335 74	
	01/12/11	07/06/11	40 000	3 255 84	2 440 55	815 29	
TIME WARNER INC NEW	02/08/11	07/06/11	70 000	2 567 86	2 533 65	34 21	
	02/09/11	07/06/11	69 000	2 531 17	2 550 84	(19 67)	
	03/01/11	07/06/11	59 000	2 164 34	2 237 43	(73 09)	
	03/03/11	07/06/11	32 000	1 173 88	1 206 38	(32 50)	
	03/04/11	07/06/11	41 000	1 504 03	1 520 08	(16 05)	
	04/19/11	07/06/11	80 000	2 934 70	2 841 28	93 42	
	06/28/11	07/06/11	103 000	3 778 42	3 661 70	116 72	
	06/29/11	07/06/11	42 000	1 540 71	1 514 44	26 27	
TJX COS INC NEW	12/02/10	07/06/11	31 000	1 667 90	1 384 20	283 70	
	03/03/11	07/06/11	35 000	1 883 12	1 780 94	102 18	
	05/05/11	07/06/11	25 000	1 345 08	1 333 63	11 45	
	06/22/11	07/06/11	45 000	2 421 15	2 298 32	122 83	
	06/28/11	07/06/11	22 000	1 183 69	1 128 44	55 25	
U S BANCORP COM NEW	07/09/10	07/06/11	59 000	1 493 26	1 408 09	85 17	
	10/22/10	07/06/11	77 000	1 948 84	1 818 38	130 46	
VISA INC CL A	06/30/11	07/07/11	30 000	2 645 34	2 538 11	107 23	
WYNN RESORTS LTD	07/15/10	07/06/11	24 000	3 678 65	1 995 44	1 683 21	
	08/02/10	07/06/11	10 000	1 532 77	891 61	641 16	
	01/19/11	07/06/11	21 000	3 218 81	2 482 44	736 37	
YOUKU COM INC ADR	05/19/11	07/06/11	26 000	960 97	1 290 62	(329 65)	
	05/20/11	07/06/11	26 000	960 97	1 228 37	(267 40)	
	06/07/11	07/06/11	18 000	665 28	651 72	13 56	
	06/28/11	07/06/11	39 000	1 441 45	1 231 20	210 25	
YUM BRANDS INC	09/02/10	07/06/11	47 000	2 654 14	2 063 00	591 14	
	09/03/10	07/06/11	45 000	2 541 20	1 973 83	567 37	
	09/14/10	07/06/11	23 000	1 298 83	1 048 80	250 03	
	10/01/10	07/06/11	25 000	1 411 78	1 161 37	250 41	
Short-Term This Period				\$304,115 49	\$260,339 84	\$43,775 65	
Short-Term Year to Date				\$377,869 46	\$329,458 50	\$48,410 96	

008244 MSDDT174

CLIENT STATEMENT | For the Period July 1-31, 2011

Activity

Bailey Family Foundation, Inc
FEIN# 54-1850780
2011 Capital Gains & Losses
Schedule D - 6

MorganStanley
SmithBarney

THE BAILEY FAMILY FOUNDATION INC
4004 GENESSEE PL STE 101

	Sales Proceeds	Orig / Adj Total Cost	Realized Gain/(Loss)
Net Realized Gain/(Loss) This Period	\$503,931 33	\$385,893 31	\$118,038 02
Net Realized Gain/(Loss) Year to Date	\$680,376 14	\$525,834 83	\$154,541.31

New Treasury regulations require that we report your adjusted cost basis and classify the gain or loss as either long-term or short-term on the sale of covered securities acquired on or after January 1, 2011. These regulations also require that we make basis adjustments due to wash sales, certain corporate actions and transfers by gift or inheritance, which will be reflected on your Form 1099-B. This section may not reflect all of the basis adjustments we are required to make for tax reporting purposes. The information in this section is provided for informational purposes only and should not be used in the preparation of your income tax returns. Please refer to the Disclosures section of this statement for additional information.

A - You executed this transaction elsewhere and later transferred the security to your Morgan Stanley Smith Barney Account. Another financial institution has provided Morgan Stanley Smith Barney the transaction detail for this position.



**Morgan Stanley
Smith Barney**

CLIENT STATEMENT | For the Period July 1-31, 2011

Activity

Bailey Family Foundation, Inc
FEIN# 54-1850780
2011 Capital Gains & Losses
Schedule D - 7

THE BAILEY FAMILY FOUNDATION INC
4004 GENESSEE PL STE 101

MONEY MARKET FUND (MMF) AND BANK DEPOSITS ACTIVITY (CONTINUED)

Date	Activity Type	Description	Credits/(Debits)
7/12	Automatic Investment	MS ACTIVE ASSETS TAX FR TRUST	723,986.38
7/13	Automatic Redemption	MS ACTIVE ASSETS TAX FR TRUST	(776,623.70)
7/15	Automatic Investment	MS ACTIVE ASSETS TAX FR TRUST	56.55
7/18	Automatic Investment	MS ACTIVE ASSETS TAX FR TRUST	342.00
7/21	Automatic Redemption	MS ACTIVE ASSETS TAX FR TRUST	(398.55)
NET ACTIVITY FOR PERIOD			\$(52,289.15)

REALIZED GAIN/(LOSS) DETAIL

LONG-TERM GAIN/(LOSS)

Security Description	Date Acquired	Date Sold	Quantity	Sales Proceeds	Orig / Adj Total Cost	Realized Gain/(Loss)	Comments
AGILENT TECHNOLOGIES	01/15/08	07/06/11	115 000	\$5,933.24	\$4,156.04	\$1,777.20	A
	07/28/08	07/06/11	90 000	4,643.41	3,235.96	1,407.45	A
	11/25/08	07/06/11	125 000	6,449.18	2,300.75	4,148.43	
AMERICAN EXPRESS CO	02/20/09	07/06/11	10 000	515.93	152.98	362.95	
	07/11/01	07/06/11	610 000	31,880.67	19,702.13	12,178.54	A
AMERIPRISE FINCL INC	04/04/06	07/06/11	150 000	7,839.51	7,954.50	(114.99)	A
	11/25/08	07/06/11	60 000	3,135.80	1,257.60	1,878.20	
BANK OF NEW YORK MELLON CORP	07/11/01	07/06/11	17 000	983.79	391.12	592.67	A
	11/10/05	07/06/11	55 000	3,182.86	2,094.71	1,088.15	A
	04/04/06	07/06/11	55 000	3,182.86	2,472.80	710.06	A
	02/27/07	07/06/11	190 000	4,916.04	8,398.19	(3,482.15)	A
BECTON DICKINSON & CO	02/28/08	07/06/11	100 000	2,587.39	4,605.24	(2,017.85)	A
	11/25/08	07/06/11	105 000	2,716.76	3,066.00	(349.24)	
	03/10/09	07/06/11	145 000	3,751.72	2,710.78	1,040.94	
BED BATH & BEYOND INC	12/18/09	07/06/11	125 000	3,234.24	3,324.00	(89.76)	
	06/08/10	07/06/11	20 000	517.48	499.60	17.88	
BERKSHIRE HATHAWAY CL-B NEW	06/16/09	07/06/11	80 000	7,129.36	5,371.42	1,757.94	
	02/04/08	07/06/11	130 000	7,719.81	4,047.46	3,672.35	A
CANADIAN NATURAL RESOURCES LTD	10/28/09	07/06/11	120 000	7,125.98	4,266.48	2,859.50	
	07/11/01	07/06/11	55 000	4,200.82	2,581.70	1,619.12	
	03/16/05	07/06/11	200 000	15,275.70	11,598.50	3,677.20	
COCA COLA CO	11/25/08	07/06/11	50 000	3,818.93	3,039.00	779.93	
	12/18/07	07/06/11	420 000	17,989.93	14,404.85	3,585.08	A
	02/04/10	07/06/11	72 000	4,943.02	3,905.55	1,037.47	

CONTINUED

008244 MSDDT174

MorganStanley
SmithBarney

CLIENT STATEMENT | For the Period July 1-31, 2011

Activity

Bailey Family Foundation, Inc
FEIN# 54-1850780
2011 Capital Gains & Losses
Schedule D - 7

THE BAILEY FAMILY FOUNDATION INC
4004 GENESSEE PL STE 101

REALIZED GAIN/(LOSS) DETAIL

LONG-TERM GAIN/(LOSS) (CONTINUED)

Security Description	Date Acquired	Date Sold	Quantity	Sales Proceeds	Orig / Adj Total Cost	Realized Gain/(Loss)	Comments
	03/18/10	07/06/11	30 000	2,059 59	1 614 68	444 91	
	05/24/10	07/06/11	62 000	4,256 49	3,198 64	1 057 85	
COSTCO WHOLESALE CORP NEW	07/11/01	07/06/11	315 000	26,079 73	13,204 80	12,874 93	A
	12/18/02	07/06/11	70 000	5,795 50	1,935 09	3,860 41	A
	04/04/06	07/06/11	215 000	17 800 45	11,775 55	6,024 90	A
CVS CAREMARK CORP	11/28/05	07/06/11	208 000	7,874 75	6 249 94	1,624 81	A
	04/04/06	07/06/11	134 000	5,073 16	3 830 00	1 243 16	A
	11/25/08	07/06/11	200 000	7,571 87	5,442 68	2,129 19	
	12/24/09	07/06/11	65 000	2 460 86	2 089 70	371 16	
	01/14/10	07/06/11	95 000	3,596 64	3 221 93	374 71	
	06/11/10	07/06/11	135 000	5,111 01	4 264 42	846 59	
DEVON ENERGY CORP NEW	07/11/01	07/06/11	185 000	14,713.58	4,615 75	10 097 83	A
	12/27/01	07/06/11	120 000	9,543 94	2 346 20	7 197 74	A
	02/24/09	07/06/11	25 000	1 988 32	1 146 91	841 41	
DIAGEO PLC SPON ADR NEW	03/07/02	07/06/11	149 000	12,442 57	7,307 44	5,135 13	A
	12/04/02	07/06/11	30 000	2,505 22	1,285 50	1,219 72	A
EOG RESOURCES INC	01/09/02	07/06/11	260 000	26,563 69	4,868 29	21 695 40	A
EXPRESS SCRIPTS INC COMMON	02/25/08	07/06/11	110 000	5,940 98	3,614 00	2,326 98	A
	05/07/10	07/06/11	54 000	2 916 48	2 644 91	271 57	
GOOGLE INC CL A	11/25/08	07/06/11	7 000	3,762 99	1,979 11	1,783 88	
	01/15/09	07/06/11	5 000	2 687 85	1 439 64	1,248 21	
GRUPO TELEVISIA S A GLOBAL DEP	11/25/08	07/06/11	255 000	6,117 33	3,708 24	2,409 09	
HARLEY DAVIDSON INC	06/08/05	07/06/11	105 000	4 452 25	5,139 26	(687 01)	A
	10/18/05	07/06/11	75 000	3,180 18	3 649 25	(469 07)	A
	04/04/06	07/06/11	100 000	4 240 24	5 143 00	(902 76)	A
HEWLETT PACKARD	01/15/08	07/06/11	90 000	3 264 25	4 067 47	(803 22)	A
	11/25/08	07/06/11	125 000	4 533 67	4,138 61	395 06	
IRON MOUNTAIN INC (DE)	11/19/04	07/06/11	217 000	7 552 41	4 467 31	3 085 10	A
	02/01/05	07/06/11	180 000	6,264 67	3 380 88	2,883 79	A
	11/25/08	07/06/11	130 000	4 524 48	2,553 72	1,970 76	
JOHNSON & JOHNSON	11/25/08	07/06/11	80 000	5 409 05	4 651 84	757 21	
	03/05/09	07/06/11	45 000	3,042 59	2 157 80	884 79	
	09/24/09	07/06/11	95 000	6,423 24	5,770 46	652 78	
	04/27/10	07/06/11	57 000	3 853 95	3 675 46	178 49	
	06/14/10	07/06/11	47 000	3,177 82	2,758 28	419 54	
LOEWS CORPORATION	07/11/01	07/06/11	60 000	2,529 21	1 207 80	1,321 41	A

CONTINUED



CLIENT STATEMENT | For the Period July 1-31, 2011

Morgan Stanley
Smith Barney

Activity

Bailey Family Foundation, Inc
FEIN# 54-1850780
2011 Capital Gains & Losses
Schedule D - 7

THE BAILEY FAMILY FOUNDATION INC
4004 GENESSEE PL STE 101

REALIZED GAIN/(LOSS) DETAIL

LONG-TERM GAIN/(LOSS) (CONTINUED)

Security Description	Date Acquired	Date Sold	Quantity	Sales Proceeds	Orig / Adj Total Cost	Realized Gain/(Loss)	Comments
	01/04/02	07/06/11	195 000	8,219 95	3 655 26	4,564 69	A
MERCK & CO INC NEW COM	06/23/03	07/06/11	225 000	9,484 55	3,513 10	5,971 45	A
	11/25/08	07/06/11	184 000	6,549 24	2 865 72	3,683 52	
	03/02/09	07/06/11	69 000	2,455 97	1 157 10	1,298 87	
	03/18/09	07/06/11	155 000	5,517 02	4,176 35	1 340 67	
MICROSOFT CORP	02/10/10	07/06/11	180 000	6,406 87	6 551 24	(144 37)	
	03/30/06	07/06/11	34 000	893 23	924 04	(30 81)	A
	04/04/06	07/06/11	170 000	4,466 15	4 705 60	(239 45)	A
	03/06/08	07/06/11	105 000	2,758 51	2 929 80	(171 29)	A
MONSANTO CO/NEW	02/05/10	07/06/11	50 000	3,755 42	3,817 26	(61 84)	
OCCIDENTAL PETROLEUM CORP DE	09/12/03	07/06/11	300 000	31,788 71	5 239 50	26,549 21	A
	08/18/04	07/06/11	90 000	9,536 61	2,249 28	7,287 33	A
	11/25/08	07/06/11	35 000	3 708 68	1,766 80	1,941 88	
PFIZER INC	03/04/09	07/06/11	340 000	7,090 36	4,179 65	2,910 71	
	01/19/10	07/06/11	245 000	5,109 23	4,881 94	227 29	
	02/16/10	07/06/11	290 000	6,047 66	5 134 65	913 01	
PHILIP MORRIS INTL INC	12/04/02	07/06/11	76 000	5 197 87	1,579 74	3 618 13	A
	04/04/06	07/06/11	80 000	5,471 45	3,009 88	2,461 57	A
PROCTER & GAMBLE	05/05/06	07/06/11	115 000	7,462 71	6,411 19	1,051 52	A
	11/25/08	07/06/11	60 000	3,893 59	3,752 40	141 19	
PROGRESSIVE CORP OHIO	07/11/01	07/06/11	540 000	11 547 35	5,715 45	5,831 90	A
	12/04/02	07/06/11	120 000	2,566 08	1,651 50	914 58	A
	04/04/06	07/06/11	220 000	4 704 48	5,706 25	(1,001 77)	A
SEALED AIR CP NEW	07/11/01	07/06/11	560 000	13,240 61	10,486 00	2,754 61	A
	12/04/02	07/06/11	110 000	2,600 83	1,988 80	612 03	A
	11/25/08	07/06/11	80 000	1 891 52	1 161 60	729 92	
TEXAS INSTRUMENTS	05/28/08	07/06/11	191 000	6,307 54	6 174.63	132 91	A
	08/06/08	07/06/11	95 000	3,137 26	2,315 95	821 31	A
	11/25/08	07/06/11	255 000	8,421 05	3,699 00	4,722 05	
TRANSATLANTIC HOLDING INC	07/11/01	07/06/11	123 000	6,094 53	7,776 12	(1,681 59)	A
	12/04/02	07/06/11	31 000	1,536 02	1,742 75	(206 73)	A
TRANSOCEAN LTD	05/31/06	07/06/11	66 000	4,200 16	5 221 48	(1,021 32)	
WELLS FARGO & CO NEW	07/11/01	07/06/11	410 000	11,506 18	9 274 20	2 231 98	A
	12/04/02	07/06/11	100 000	2 806 39	2 321 50	484 89	A
	04/04/06	07/06/11	90 000	2,525 75	2,934 45	(408 70)	A
	11/25/08	07/06/11	35 000	987 24	904 75	77 49	

008244 MSDDT174

CONTINUED

Activity

Bailey Family Foundation, Inc
FEIN# 54-1850780
2011 Capital Gains & Losses
Schedule D - 7

THE BAILEY FAMILY FOUNDATION INC
4004 GENESSEE PL STE 101

REALIZED GAIN/(LOSS) DETAIL

LONG-TERM GAIN/(LOSS) (CONTINUED)

Security Description	Date Acquired	Date Sold	Quantity	Sales Proceeds	Orig / Adj Total Cost	Realized Gain/(Loss)	Comments
	01/26/09	07/06/11	260 000	7,296 60	4,232 23	3,064 37	
	03/06/09	07/06/11	440 000	12 348 09	3,641 26	8 706 83	
Long-Term This Period				\$632,511 90	\$409,530 34	\$222,981.56	
Long-Term Year to Date				\$648,987 20	\$418,732.84	\$230,254.36	

SHORT-TERM GAIN/(LOSS)

Security Description	Date Acquired	Date Sold	Quantity	Sales Proceeds	Orig / Adj Total Cost	Realized Gain/(Loss)	Comments
AMERICAN EXPRESS CO	08/27/10	07/06/11	41 000	2,142 80	1,672 80	470 00	
AMERIPRISE FINCL INC	08/27/10	07/06/11	30 000	1 736 10	1 305 90	430 20	
BANK OF NEW YORK MELLON CORP	08/27/10	07/06/11	77 000	1,992 29	1 891 45	100 84	
	10/07/10	07/06/11	50 000	1 293 70	1,323 81	(30 11)	
	04/08/11	07/06/11	85 000	2,199 27	2,566 98	(367 71)	
BAXTER INTL INC	07/28/10	07/06/11	100 000	6,057 32	4,402 82	1,654 50	
BECTON DICKINSON & CO	08/27/10	07/06/11	27 000	2 406 16	1 872 72	533 44	
BED BATH & BEYOND INC	08/27/10	07/06/11	30 000	1,781 49	1,106 17	675 32	
CANADIAN NATURAL RESOURCES LTD	08/27/10	07/06/11	132 000	5,653 98	4,302 06	1,351 92	
COCA COLA CO	08/27/10	07/06/11	20 000	1,373 06	1,118 60	254 46	
CVS CAREMARK CORP	08/19/10	07/06/11	65 000	2,460 86	1 866 20	594 66	
DEVON ENERGY CORP NEW	08/27/10	07/06/11	30 000	2 385 99	1,820 10	565 89	
EOG RESOURCES INC	08/27/10	07/06/11	84 000	8,582 11	7,461 25	1,120 86	
EXPRESS SCRIPTS INC COMMON	07/15/10	07/06/11	110 000	5,940 99	5,224 86	716 13	
GOOGLE INC CL A	08/27/10	07/06/11	7 000	3,762 99	3,209 36	553 63	
	05/16/11	07/06/11	4 000	2 150 27	2 091 59	58 68	
GRUPO TELEVISIVA S A GLOBAL DEP	08/27/10	07/06/11	11 000	263 88	209 11	54 77	
HARLEY DAVIDSON INC	08/27/10	07/06/11	100 000	4,240 24	2,486 30	1,753 94	
IRON MOUNTAIN INC (DE)	08/27/10	07/06/11	44 000	1,531 36	913 98	617 38	
	10/12/10	07/06/11	15 000	522 06	314 12	207 94	
JOHNSON & JOHNSON	08/27/10	07/06/11	3 000	202 83	172 47	30 36	
KRAFT FOODS INC CL A	02/11/11	07/06/11	195 000	6 959 82	5 954 27	1,005 55	
LOCKHEED MARTIN CORP	11/11/10	07/06/11	78 000	6,332 69	5 464 84	867 85	
LOEWS CORPORATION	08/27/10	07/06/11	200 000	8,430 72	7,143 00	1,287 72	
MERCK & CO INC NEW COM	12/01/10	07/06/11	130 000	4 627 18	4,523 81	103 37	
MONSANTO CO/NEW	08/27/10	07/06/11	16 000	1,201 74	900 16	301 58	
PFIZER INC	08/27/10	07/06/11	10 000	208 53	160 15	48 38	

CONTINUED



**MorganStanley
SmithBarney**

CLIENT STATEMENT | For the Period July 1-31, 2011

Activity

Bailey Family Foundation, Inc
FEIN# 54-1850780
2011 Capital Gains & Losses
Schedule D - 7

THE BAILEY FAMILY FOUNDATION INC
4004 GENESSEE PL STE 101

REALIZED GAIN/(LOSS) DETAIL

SHORT-TERM GAIN/(LOSS) (CONTINUED)

Security Description	Date Acquired	Date Sold	Quantity	Sales Proceeds	Org / Adj Total Cost	Realized Gain/(Loss)	Comments
PROGRESSIVE CORP OHIO	08/27/10	07/06/11	102.000	2,181.16	2,016.80	164.36	
SEALED AIR CP NEW	08/27/10	07/06/11	33.000	780.25	685.27	94.98	
TRANSOCEAN LTD	08/27/10	07/06/11	31.000	1,972.80	1,606.42	366.38	
Short-Term This Period				\$91,374.64	\$75,787.37	\$15,587.27	
Short-Term Year to Date				\$92,234.90	\$76,430.15	\$15,804.75	
Net Realized Gain/(Loss) This Period				\$723,886.54	\$485,317.71	\$238,568.83	
Net Realized Gain/(Loss) Year to Date				\$741,222.10	\$495,162.99	\$246,059.11	

New Treasury regulations require that we report your adjusted cost basis and classify the gain or loss as either long-term or short-term on the sale of covered securities acquired on or after January 1, 2011. These regulations also require that we make basis adjustments due to wash sales, certain corporate actions and transfers by gift or inheritance, which will be reflected on your Form 1099-B. This section may not reflect all of the basis adjustments we are required to make for tax reporting purposes. The information in this section is provided for informational purposes only and should not be used in the preparation of your income tax returns. Please refer to the Disclosures section of this statement for additional information.

A - You executed this transaction elsewhere and later transferred the security to your Morgan Stanley Smith Barney Account. Another financial institution has provided Morgan Stanley Smith Barney the transaction detail for this position.

068244 MSDDT174

Bailey Family Foundation, Inc.
 FEIN# 54-1850780
 2011 Capital Gains & Losses
 Schedule D - 8

LaSalle Street Capital Management, LLC
REALIZED GAINS AND LOSSES
The Bailey Family Foundation
 From 01-01-11 Through 12-31-11

Open Date	Close Date	Quantity	Security	Cost Basis	Proceeds	Gain Or Loss	
						Short Term	Long Term
01-31-08	02-01-11	305	ALLIANCE DATA SYSTEMS CORP	14,865 48	21,906 90		7,041 42
01-31-08	02-01-11	200	ALLIANCE DATA SYSTEMS CORP	9,747 85	14,369 72		4,621 87
01-31-08	02-01-11	300	ALLIANCE DATA SYSTEMS CORP	14,621 78	21,555 58		6,933 80
01-31-08	02-01-11	100	ALLIANCE DATA SYSTEMS CORP	4,873 93	7,183 86		2,309 93
01-31-08	02-01-11	295	ALLIANCE DATA SYSTEMS CORP	14,378 09	21,189 44		6,811 35
12-19-07	03-04-11	2,100	ORACLE CORPORATION	43,701 00	68,028 91		24,327 91
09-23-05	03-15-11	950	AFLAC INC COM	42,424 31	46,923 68		4,499 37
12-04-02	03-15-11	700	AFLAC INC COM	21,146 30	34,575 34		13,429 04
03-31-09	03-15-11	100	AFLAC INC COM	1,922 54	4,939 33		3,016 79
11-30-05	03-18-11	239	AMGEN INCORPORATED COMMON STOCK	19,409 19	12,856 20		-6,552 99
11-30-05	03-18-11	500	AMGEN INCORPORATED COMMON STOCK	40,604 74	26,895 82		-13,708 92
11-30-05	03-18-11	311	AMGEN INCORPORATED COMMON STOCK	25,253 20	16,729 20		-8,524 00
11-30-05	03-18-11	150	AMGEN INCORPORATED COMMON STOCK	12,178 50	8,068 75		-4,109 75
06-19-09	03-18-11	700	AMGEN INCORPORATED COMMON STOCK	36,696.78	37,660 67		963 89
02-12-10	03-18-11	450	WILLIAMS-SONOMA INC	8,847 00	17,288 48		8,441 48
02-12-10	03-18-11	300	WILLIAMS-SONOMA INC	5,898 00	11,512 78		5,614 78
12-30-09	03-24-11	296	HUDSON CITY BANCORP INC	4,099 60	2,910 07		-1,189 53
12-30-09	03-24-11	4,304	HUDSON CITY BANCORP INC	59,573 01	42,313 96		-17,259 05
12-30-09	03-24-11	3,300	HUDSON CITY BANCORP INC	45,676 34	32,428 71		-13,247 63
02-12-10	03-31-11	150	WILLIAMS-SONOMA INC	2,949 00	5,937 07		2,988 07

Bailey Family Foundation, Inc.
 FEIN# 54-1850780
 2011 Capital Gains & Losses
 Schedule D - 8

LaSalle Street Capital Management, LLC
REALIZED GAINS AND LOSSES
The Bailey Family Foundation
 From 01-01-11 Through 12-31-11

Open Date	Close Date	Quantity	Security	Cost Basis	Proceeds	Gain Or Loss	
						Short Term	Long Term
02-12-10	03-31-11	50	WILLIAMS-SONOMA INC	982 69	1,979 02		996 33
09-08-09	05-10-11	600	TIME WARNER CABLE INC	22,743 00	46,669 11		23,926 11
09-08-09	05-10-11	50	TIME WARNER CABLE INC	1,895 25	3,889 93		1,994 68
06-28-10	05-10-11	603	LITTELFUSE INC	19,540 64	36,645 67	17,105 03	
06-28-10	05-10-11	46	LITTELFUSE INC	1,490 66	2,796 29	1,305 63	
06-28-10	05-10-11	501	LITTELFUSE INC	16,235 26	30,455 23	14,219 97	
03-31-09	05-13-11	900	AFLAC INC COM	17,302 84	48,616 07		31,313 23
03-31-09	05-13-11	700	AFLAC INC COM	13,457 76	37,824 28		24,366 52
02-12-10	05-19-11	3,250	WILLIAMS-SONOMA INC	63,874 61	133,562 44		69,687 83
03-15-05	06-16-11	1,200	CISCO SYSTEMS INCORPORATED COMMON STOCK	21,936 00	17,975 46		-3,960 54
09-02-05	06-16-11	2,500	CISCO SYSTEMS INCORPORATED COMMON STOCK	44,661 99	37,448 87		-7,213 12
09-02-05	06-16-11	2,500	CISCO SYSTEMS INCORPORATED COMMON STOCK	44,625 00	37,448 88		-7,176 12
10-25-05	06-16-11	200	CISCO SYSTEMS INCORPORATED COMMON STOCK	3,421 99	2,995 91		-426 08
12-17-10	06-16-11	600	DIGITAL REALTY TRUST INC	29,358 00	36,065 36	6,707 36	
12-17-10	06-16-11	300	DIGITAL REALTY TRUST INC	14,679 00	18,025 66	3,346 66	
05-26-10	07-15-11	900	F5 NETWORKS INC	63,513 00	100,203 08		36,690 08
10-10-08	08-09-11	2,350	BANK OF NEW YORK MELLON CORP COM STK	61,922 50	48,329 54		-13,592 96
10-10-08	08-09-11	100	BANK OF NEW YORK MELLON CORP COM STK	2,633 00	2,056 58		-576 42

Bailey Family Foundation, Inc
 FEIN# 54-1850780
 2011 Capital Gains & Losses
 Schedule D - 8

LaSalle Street Capital Management, LLC
REALIZED GAINS AND LOSSES
The Bailey Family Foundation
 From 01-01-11 Through 12-31-11

Open Date	Close Date	Quantity	Security	Cost Basis	Proceeds	Gain Or Loss	
						Short Term	Long Term
10-10-08	08-09-11	100	BANK OF NEW YORK MELLON CORP COM STK	2,632 00	2,056 57		-575 43
10-10-08	08-09-11	50	BANK OF NEW YORK MELLON CORP COM STK	1,315 50	1,028 29		-287 21
10-10-08	08-09-11	250	BANK OF NEW YORK MELLON CORP COM STK	6,577 50	5,142 43		-1,435 07
10-10-08	08-09-11	100	BANK OF NEW YORK MELLON CORP COM STK	2,622 99	2,056 97		-566 02
06-15-11	08-09-11	800	BANK OF NEW YORK MELLON CORP COM STK	20,928 15	16,455 76	-4,472 39	
06-28-10	08-12-11	450	LITTELFUSE INC	14,582 57	18,890 39		4,307 82
06-29-10	08-12-11	1,750	LITTELFUSE INC	54,522 49	73,462 64		18,940 15
12-22-06	08-23-11	850	HEWLETT PACKARD CO	34,685 86	20,694 21		-13,991 65
03-28-07	08-23-11	200	HEWLETT PACKARD CO	7,965 99	4,869 22		-3,096 77
03-28-07	08-23-11	1,000	HEWLETT PACKARD CO	39,800 00	24,346 13		-15,453 87
03-28-07	08-23-11	300	HEWLETT PACKARD CO	11,937 00	7,303 84		-4,633 16
03-29-06	08-23-11	500	HEWLETT PACKARD CO	16,234 04	12,173 06		-4,060 98
12-30-09	09-22-11	900	DOLLAR TREE INC	29,073 75	66,589 36		37,515 61
10-10-08	10-14-11	705	C H ROBINSON WORLDWIDE INC	29,262 53	51,638 16		22,375 63
01-31-06	11-07-11	2,300	ABBOTT LABORATORIES	99,183 18	123,132 40		23,949 22
03-31-09	12-02-11	3,625	ADOBE SYS INC	78,526 67	98,809 96		20,283 29
TOTAL GAINS						42,684 65	407,346 21
TOTAL LOSSES						-4,472 39	-141,637 27
TOTAL REALIZED GAIN/LOSS						38,212 26	265,708 94

TOTAL REALIZED GAIN/LOSS 303,921 20

19,540.64 +
 1,490.66 +
 16,235.26 +
 29,358.00 +
 14,679.00 +
 20,928.15 +

Short Term Cost 102,231.71 =

Clear
 36,645.67 +
 2,796.29 +
 30,455.23 +
 36,065.36 +
 18,025.66 +
 16,455.76 +

Short Term Proceeds 140,443.97 =

1,322,990.04 +
 -102,231.71 +

Long Term Cost 1,220,758.33 =

Clear
 1,626,911.24 +
 -140,443.97 +
 Long Term Proceeds 1,486,467.27 =

Bailey Family Foundation, Inc.
 FEIN# 54-1850780
 2011 Capital Gains & Losses
 Schedule D - 9

Description	Date		Quantity	Cost	Net Proceeds	Realized Gains/Losses
	Acquired	Date Sold				
DFGFX	12/31/2010	12/12/2011	3769.841	\$38,282.71	\$37,975.00	(\$307.71)
Short Total			3769.841	38282.71	37975	(\$307.71)
DFUSX	5/7/2010	12/12/2011	5918.367	\$55,208.61	\$57,975.00	\$2,766.39
DFREX	1/10/2005	12/12/2011	918.274	\$19,880.63	\$19,975.00	\$94.37
DFGBX	1/10/2005	12/12/2011	1985.065	\$20,863.03	\$21,604.18	\$741.15
DFSTX	10/18/2007	12/12/2011	932.287	\$20,786.17	\$18,975.00	(\$1,811.17)
DFGBX	6/15/2010	12/12/2011	1779.857	\$20,000.00	\$19,370.82	(\$629.18)
DFSVX	10/18/2007	12/12/2011	560.586	\$16,283.56	\$12,975.00	(\$3,308.56)
DFIVX	7/31/2008	12/12/2011	808.625	\$16,126.57	\$11,975.00	(\$4,151.57)
DFLVX	1/22/2008	12/12/2011	923.517	\$19,031.95	\$17,418.05	(\$1,613.90)
DFLVX	10/18/2007	12/12/2011	1726.192	\$45,000.00	\$32,556.95	(\$12,443.05)
Long Total			15552.77	233180.52	212825	(\$20,355.52)

2011 Capital Gains & Losses
 Schedule D - 11

Description	Date Acquired	Date Sold	Quantity	Cost	Proceeds	Net	Realized
AGG	06/07/2011	07/07/2011	1850	\$198,403.99	\$197,048.22	\$1,355.77	(\$1,355.77)
AGQ	12/03/2010	01/04/2011	445	\$63,736.61	\$64,354.81	\$618.20	\$618.20
AGQ	12/03/2010	01/04/2011	630	\$90,247.50	\$91,109.06	\$861.56	\$861.56
AGQ	12/03/2010	01/04/2011	100	\$14,323.00	\$14,461.76	\$138.76	\$138.76
AGQ	12/03/2010	01/04/2011	100	\$14,322.83	\$14,457.77	\$134.94	\$134.94
BBH	03/18/2011	08/11/2011	60	\$6,227.79	\$5,329.69	(\$898.10)	(\$898.10)
BBH	03/18/2011	08/11/2011	1200	\$124,555.71	\$106,607.94	(\$17,947.77)	(\$17,947.77)
BIB	07/07/2011	07/28/2011	775	\$62,666.42	\$55,537.60	(\$7,128.82)	(\$7,128.82)
BIB	07/07/2011	07/28/2011	475	\$38,418.49	\$34,039.18	(\$4,379.31)	(\$4,379.31)
BIB	07/07/2011	08/01/2011	1225	\$99,053.38	\$85,148.11	(\$13,905.27)	(\$13,905.27)
BIB	07/07/2011	08/01/2011	100	\$8,085.99	\$6,946.87	(\$1,139.12)	(\$1,139.12)
BNO	03/18/2011	05/05/2011	1500	\$113,169.99	\$112,322.85	(\$847.14)	(\$847.14)
BNO	03/18/2011	05/05/2011	280	\$21,126.00	\$20,968.80	(\$157.20)	(\$157.20)
BNO	03/18/2011	05/05/2011	600	\$45,297.15	\$44,933.14	(\$364.01)	(\$364.01)
CU	10/29/2010	03/03/2011	700	\$25,839.99	\$30,705.49	\$4,865.50	\$4,865.50
CU	10/29/2010	03/03/2011	2000	\$73,799.80	\$87,758.52	\$13,958.72	\$13,958.72
CUT	03/18/2011	06/02/2011	6000	\$130,209.99	\$127,607.57	(\$2,602.42)	(\$2,602.42)
DGS	01/04/2011	01/20/2011	1800	\$98,639.82	\$96,298.15	(\$2,341.67)	(\$2,341.67)
DGS	01/04/2011	01/20/2011	100	\$5,479.99	\$5,344.91	(\$135.08)	(\$135.08)
DGS	01/04/2011	01/28/2011	400	\$21,919.96	\$21,197.63	(\$722.33)	(\$722.33)
DGS	01/04/2011	01/28/2011	200	\$10,965.99	\$10,598.82	(\$367.17)	(\$367.17)
DGS	01/04/2011	01/28/2011	1150	\$63,020.00	\$60,943.19	(\$2,076.81)	(\$2,076.81)
DIG	10/29/2010	05/04/2011	225	\$7,824.57	\$12,707.76	\$4,883.19	\$4,883.19
DIG	10/29/2010	05/04/2011	200	\$6,953.98	\$11,295.78	\$4,341.80	\$4,341.80
DIG	10/29/2010	05/04/2011	275	\$9,564.50	\$15,531.70	\$5,967.20	\$5,967.20
DIG	10/29/2010	05/04/2011	1475	\$51,294.42	\$83,296.56	\$32,002.14	\$32,002.14
DIG	10/29/2010	05/04/2011	700	\$24,346.00	\$39,535.31	\$15,189.31	\$15,189.31
EEO	03/22/2011	05/24/2011	19	\$559.02	\$513.79	(\$45.23)	(\$45.23)
EEO	03/22/2011	05/24/2011	3981	\$115,090.71	\$107,674.14	(\$7,416.57)	(\$7,416.57)
EGPT	06/07/2011	07/07/2011	480	\$7,497.60	\$7,310.25	(\$187.35)	(\$187.35)
EGPT	06/07/2011	07/07/2011	2300	\$35,972.00	\$35,028.32	(\$943.68)	(\$943.68)
EGPT	06/07/2011	07/07/2011	1400	\$21,882.00	\$21,321.59	(\$560.41)	(\$560.41)
EGPT	06/07/2011	07/07/2011	200	\$3,132.00	\$3,045.94	(\$86.06)	(\$86.06)
EGPT	06/07/2011	07/07/2011	200	\$3,134.00	\$3,045.94	(\$88.06)	(\$88.06)
EGPT	06/07/2011	07/07/2011	2620	\$41,081.60	\$39,901.82	(\$1,179.78)	(\$1,179.78)
EGPT	06/07/2011	07/07/2011	1200	\$18,753.10	\$18,277.65	(\$475.45)	(\$475.45)
EGPT	06/07/2011	07/07/2011	3020	\$47,172.40	\$46,023.91	(\$1,148.49)	(\$1,148.49)
EGPT	06/07/2011	07/07/2011	100	\$1,562.85	\$1,523.97	(\$38.88)	(\$38.88)
EGPT	06/07/2011	07/07/2011	100	\$1,562.85	\$1,523.97	(\$38.88)	(\$38.88)
EGPT	06/07/2011	07/07/2011	100	\$1,565.00	\$1,523.97	(\$41.03)	(\$41.03)
EGPT	06/07/2011	07/07/2011	980	\$15,366.40	\$14,934.91	(\$431.49)	(\$431.49)
EGPT	06/07/2011	07/07/2011	100	\$1,562.76	\$1,524.12	(\$38.64)	(\$38.64)
EGPT	06/07/2011	07/07/2011	100	\$1,568.00	\$1,524.12	(\$43.88)	(\$43.88)
EPU	10/29/2010	01/10/2011	1900	\$88,815.99	\$90,524.60	\$1,708.61	\$1,708.61
EPU	10/29/2010	01/10/2011	240	\$11,215.39	\$11,434.69	\$219.30	\$219.30
ESR	03/22/2011	05/23/2011	600	\$20,781.99	\$18,988.14	(\$1,793.85)	(\$1,793.85)
ESR	03/22/2011	05/23/2011	3400	\$117,674.00	\$107,599.45	(\$10,074.55)	(\$10,074.55)
EWC	03/04/2011	06/02/2011	4200	\$142,893.74	\$134,093.44	(\$8,800.30)	(\$8,800.30)
EWC	03/04/2011	06/02/2011	1900	\$64,634.77	\$60,665.84	(\$3,968.93)	(\$3,968.93)
FDN	11/19/2010	01/28/2011	4300	\$142,855.99	\$150,831.55	\$7,975.56	\$7,975.56

Bailey Family Foundation
 2011 Capital Gains & Losses
 Schedule D - 11

FNV	07/19/2011	10/17/2011	200	\$8,206 00	\$7,485 86	(\$720 14)
FNV	08/17/2011	10/17/2011	1150	\$50,034 99	\$43,043 67	(\$6,991 32)
FNV	06/13/2011	10/17/2011	600	\$22,584 00	\$22,475 56	(\$108 44)
FNV	07/19/2011	10/17/2011	200	\$8,219 99	\$7,491 86	(\$728 13)
FNV	07/19/2011	10/17/2011	400	\$16,412 00	\$14,991 71	(\$1,420 29)
FNV	07/19/2011	10/17/2011	100	\$4,103 00	\$3,749 92	(\$353 08)
FNV	07/19/2011	10/17/2011	100	\$4,103 00	\$3,750 92	(\$352 08)
FNV	06/13/2011	10/17/2011	100	\$3,770 99	\$3,753 92	(\$17 07)
FNV	07/19/2011	10/17/2011	200	\$8,206 00	\$7,506 85	(\$699 15)
FNV	06/13/2011	10/17/2011	100	\$3,770 99	\$3,745 93	(\$25.06)
IEZ	07/07/2011	11/08/2011	2000	\$132,604 99	\$111,308 07	(\$21,296 92)
IGE	12/06/2010	05/17/2011	2975	\$121,359 58	\$125,453 34	\$4,093 76
IGE	12/06/2010	05/17/2011	200	\$8,158 63	\$8,425 85	\$267 22
IJK	07/05/2011	10/06/2011	100	\$11,335 99	\$9,190 07	(\$2,145 92)
IJK	07/05/2011	10/06/2011	1100	\$124,597 00	\$101,090.78	(\$23,506 22)
IJK	07/05/2011	10/11/2011	1220	\$138,189.40	\$115,717 96	(\$22,471.44)
IWV	12/13/2010	06/14/2011	1140	\$84,891 20	\$87,905.12	\$3,013.92
IWV	12/13/2010	06/14/2011	200	\$14,891 96	\$15,423 70	\$531 74
KBE	12/03/2010	03/28/2011	7650	\$180,396 23	\$197,662.99	\$17,266 76
KBE	03/28/2011	03/28/2011	10	\$258 90	\$258 40	(\$0 50)
KBE	04/19/2011	03/12/2011	0 31226	\$8.08	\$7 61	(\$0 47)
KBE	03/30/2011	04/19/2011	13 68774	\$352 87	\$333 79	(\$19 08)
KIE	04/21/2010	01/11/2011	3250	\$140,212 92	\$142,240 11	\$2,027 19
KIE	04/21/2010	01/11/2011	1100	\$47,465 00	\$48,146 19	\$681 19
KIE	04/21/2010	01/11/2011	100	\$4,315.00	\$4,378 93	\$63 93
KOL	10/25/2010	02/08/2011	100	\$4,124 99	\$4,644 49	\$519 50
KOL	10/25/2010	02/08/2011	2300	\$94,677 76	\$106,823 38	\$12,145.62
LIT	01/11/2011	03/18/2011	2400	\$54,027 58	\$49,127.06	(\$4,900 52)
LIT	01/11/2011	03/18/2011	400	\$9,012.00	\$8,187 84	(\$824 16)
LIT	01/11/2011	03/18/2011	4300	\$96,799.41	\$88,052 33	(\$8,747.08)
PEZ	12/09/2010	01/10/2011	3700	\$95,097 95	\$93,460 79	(\$1,637 16)
PEZ	12/09/2010	01/10/2011	950	\$24,417 04	\$23,986 61	(\$430 43)
PKOL	10/11/2010	02/14/2011	3300	\$105,798 00	\$121,035 09	\$15,237 09
PKOL	10/11/2010	02/14/2011	400	\$12,829.99	\$14,668 68	\$1,838.69
PPH	05/06/2011	07/12/2011	100	\$7,102 54	\$7,086 26	(\$16 28)
PPH	05/06/2011	07/12/2011	1400	\$99,451 99	\$99,207 60	(\$244 39)
PPH	05/06/2011	07/18/2011	1500	\$106,538 10	\$105,123 89	(\$1,414 21)
PSCF	03/22/2011	05/03/2011	2000	\$79,605.00	\$78,388.71	(\$1,216.29)
PSCF	03/22/2011	05/19/2011	2000	\$79,605 00	\$73,888 79	(\$5,716 21)
PYZ	01/10/2011	06/16/2011	4000	\$143,447 17	\$145,877.20	\$2,430 03
PYZ	01/10/2011	06/16/2011	1445	\$51,820 29	\$52,683 69	\$863 40
PYZ	01/10/2011	06/16/2011	130	\$4,662 03	\$4,734 92	\$72 89
QLD	10/22/2010	03/22/2011	400	\$29,298 54	\$33,481 37	\$4,182 83
QLD	10/22/2010	03/22/2011	1175	\$86,064 45	\$98,369.11	\$12,304 66
RFG	12/09/2010	01/11/2011	1454	\$114,352 55	\$115,263 03	\$910 48
RFG	12/09/2010	01/11/2011	106	\$8,334 36	\$8,402 94	\$68 58
ROM	11/29/2010	03/22/2011	2325	\$133,395 24	\$147,989 46	\$14,594 22
RXL	05/17/2011	06/27/2011	400	\$27,465 99	\$25,473 83	(\$1,992 16)
RXL	05/17/2011	06/27/2011	1560	\$107,094 00	\$99,347 94	(\$7,746 06)
SLW	06/23/2011	09/12/2011	200	\$6,438 00	\$7,897 85	\$1,459 85
SLW	06/23/2011	09/12/2011	400	\$12,877.99	\$15,811 70	\$2,933 71
SLW	06/23/2011	09/12/2011	1000	\$32,190 00	\$39,529.24	\$7,339 24

Bailey Family Foundation, Inc.
2011 Capital Gains & Losses
Schedule D - 11

SLW	06/23/2011	09/12/2011	1000	\$32,180 00	\$39,529 24	\$7,349 24
SLW	06/23/2011	09/15/2011	4000	\$128,760 00	\$151,959 09	\$23,199 09
SMH	12/13/2010	03/17/2011	3100	\$101,503 68	\$102,169 94	\$666 26
SMH	05/06/2011	06/02/2011	7900	\$289,149 20	\$275,378 73	(\$13,770 47)
UGL	06/07/2011	09/27/2011	1100	\$89,472 16	\$98,834 99	\$9,362 83
UGL	06/07/2011	10/21/2011	100	\$8,133 83	\$8,834 23	\$700 40
UGL	06/07/2011	10/21/2011	1375	\$111,819 26	\$121,470 70	\$9,651 44
UKK	03/04/2011	03/18/2011	1525	\$81,642 70	\$74,601 57	(\$7,041 13)
UKK	03/04/2011	03/18/2011	1175	\$62,926 14	\$57,479 90	(\$5,446 24)
UKK	03/04/2011	03/18/2011	1225	\$65,603 85	\$59,935 58	(\$5,668 27)
UNG	03/28/2011	04/21/2011	5100	\$60,521 49	\$58,848 70	(\$1,672 79)
UNG	03/28/2011	04/21/2011	11800	\$140,066 00	\$136,163 60	(\$3,902 40)
USD	03/04/2011	03/10/2011	1300	\$61,915 99	\$52,860 00	(\$9,055 99)
USD	03/04/2011	03/22/2011	3000	\$142,859 70	\$119,258 42	(\$23,601 28)
UVT	12/06/2010	01/04/2011	300	\$8,871 00	\$9,479 84	\$608 84
UVT	12/06/2010	01/04/2011	700	\$20,692 00	\$22,112 63	\$1,420 63
UVT	12/06/2010	01/04/2011	1471	\$43,497 47	\$46,453 40	\$2,955 93
UVT	12/06/2010	01/04/2011	929	\$27,461 24	\$29,337 32	\$1,876 08
UVT	12/06/2010	01/04/2011	400	\$11,824 00	\$12,639.79	\$815.79
UVT	12/06/2010	01/04/2011	25	\$748 74	\$787 24	\$38 50
UVT	12/06/2010	01/04/2011	75	\$2,217 75	\$2,361 72	\$143 97
UVT	12/06/2010	01/04/2011	300	\$8,868 00	\$9,470 84	\$602 84
UVT	12/06/2010	01/04/2011	200	\$5,914 00	\$6,323 89	\$409 89
UYM	10/25/2010	05/05/2011	625	\$25,333 74	\$33,188 74	\$7,855 00
UYM	10/25/2010	05/05/2011	1825	\$73,974 51	\$96,585.41	\$22,610 90
VB	12/23/2010	08/11/2011	800	\$59,209 99	\$50,883 44	(\$8,326 55)
VB	12/23/2010	08/11/2011	1380	\$102,116 83	\$87,773 93	(\$14,342 90)
VGT	01/11/2011	03/18/2011	2300	\$145,691 76	\$141,252 26	(\$4,439 50)
VGT	01/11/2011	03/18/2011	200	\$12,668 00	\$12,282 80	(\$385 20)
VWO	04/27/2011	10/24/2011	2450	\$123,337 15	\$100,609 82	(\$22,727 33)
VWO	04/27/2011	11/03/2011	3450	\$173,678 84	\$144,404 58	(\$29,274 26)
XLV	05/06/2011	08/30/2011	4450	\$158,286 26	\$146,659.64	(\$11,626 62)
XLY	07/07/2011	08/25/2011	5000	\$208,609.99	\$177,537 10	(\$31,072.89)
XOP	03/04/2011	05/05/2011	200	\$12,189 99	\$11,365 19	(\$824.80)
XOP	03/04/2011	05/05/2011	3200	\$194,912 00	\$181,843.11	(\$13,068 89)
Short Total				\$7,895,899.10	\$7,768,159.63	(\$127,739.47)
GCVRZ	UNKNOWN	06/13/2011	176	\$0 00	\$416 06	\$416 06
Long Total				\$0.00	\$416.06	\$416.06

Bailey Family Foundation, Inc
 FEIN# 54-1850780
 2011 Capital Gains & Losses
 Schedule D - 12

Description	Date	Acquired	Date Sold	Quantity	Cost	Net Proceeds	Realized Gains/Losses
AGG	06/07/2011	07/05/2011	07/05/2011	2325	\$249,384 14	\$247,977 42	(\$1,406 72)
AGG	06/10/2011	07/05/2011	07/05/2011	1584	\$170,424 26	\$168,944 62	(\$1,479 64)
AGG	06/10/2011	07/05/2011	07/05/2011	7716	\$830,172 73	\$822,895.61	(\$7,277 12)
AGQ	12/13/2010	01/06/2011	01/06/2011	1450	\$211,709 99	\$203,885 57	(\$7,824 42)
AGQ	06/30/2011	07/19/2011	07/19/2011	1500	\$248,213 32	\$329,174 88	\$80,961 56
AGQ	06/30/2011	09/20/2011	09/20/2011	300	\$49,642.66	\$61,591 06	\$11,948 40
AMAGX	01/03/2011	02/22/2011	02/22/2011	4 144	\$102 43	\$105 50	\$3 07
AXHE	05/06/2011	07/14/2011	07/14/2011	100	\$6,294 00	\$5,870 89	(\$423 11)
AXHE	05/06/2011	07/14/2011	07/14/2011	1700	\$106,488 00	\$99,805 08	(\$6,682 92)
AXHE	05/06/2011	07/14/2011	07/14/2011	442	\$27,943 24	\$25,949 32	(\$1,993 92)
AXHE	05/06/2011	07/14/2011	07/14/2011	100	\$6,264 00	\$5,907 88	(\$356 12)
AXHE	05/06/2011	07/14/2011	07/14/2011	100	\$6,264 00	\$5,922 89	(\$341 11)
AXHE	05/06/2011	07/14/2011	07/14/2011	300	\$18,957 00	\$17,768 66	(\$1,188 34)
AXHE	05/06/2011	07/14/2011	07/14/2011	100	\$6,321 00	\$5,922 89	(\$398.11)
AXHE	05/06/2011	07/14/2011	07/14/2011	600	\$37,585 49	\$35,591 31	(\$1,994 18)
AXHE	05/06/2011	07/14/2011	07/14/2011	200	\$12,528 50	\$11,859 78	(\$668 72)
AXHE	05/06/2011	07/14/2011	07/14/2011	400	\$25,096 00	\$23,739 54	(\$1,356 46)
AXHE	05/06/2011	07/14/2011	07/14/2011	58	\$3,666 76	\$3,442 23	(\$224 53)
AXHE	05/06/2011	07/14/2011	07/14/2011	600	\$37,584 00	\$35,603.31	(\$1,980 69)
BIB	07/05/2011	08/12/2011	08/12/2011	200	\$15,792 53	\$10,107 80	(\$5,684 73)
BIB	07/05/2011	08/12/2011	08/12/2011	100	\$7,896 26	\$5,170 90	(\$2,725 36)
BIB	07/05/2011	08/12/2011	08/12/2011	2300	\$181,614 05	\$119,597 70	(\$62,016 35)
BIB	07/05/2011	08/12/2011	08/12/2011	100	\$7,896 26	\$5,190 91	(\$2,705 35)
BIB	07/05/2011	08/12/2011	08/12/2011	1100	\$86,858 89	\$57,946 87	(\$28,912 02)
BNO	03/18/2011	05/05/2011	05/05/2011	1500	\$113,334 99	\$116,948 14	\$3,613 15
BNO	03/18/2011	05/05/2011	05/05/2011	1750	\$132,247 50	\$136,439 50	\$4,192 00
BNO	06/09/2011	06/23/2011	06/23/2011	3150	\$249,237 99	\$224,769 68	(\$24,468 31)
BP	05/19/2011	09/12/2011	09/12/2011	100	\$4,383 14	\$3,572 99	(\$810 15)
BP	05/19/2011	09/12/2011	09/12/2011	3875	\$169,846 49	\$138,842 43	(\$31,004 06)
BP	05/19/2011	09/12/2011	09/12/2011	2900	\$127,110 92	\$103,878 90	(\$23,232 02)
BRXX	04/27/2011	07/14/2011	07/14/2011	3920	\$106,702 40	\$96,469 33	(\$10,233 07)
BRXX	04/27/2011	07/14/2011	07/14/2011	1000	\$27,220.00	\$24,619 52	(\$2,600 48)
BRXX	04/27/2011	07/14/2011	07/14/2011	200	\$5,444 00	\$4,927 90	(\$516 10)
BRXX	04/27/2011	07/14/2011	07/14/2011	2100	\$57,162 00	\$51,722 00	(\$5,440 00)
BRXX	04/27/2011	07/14/2011	07/14/2011	1000	\$27,247 14	\$24,709 52	(\$2,537 62)
BRXX	04/27/2011	07/14/2011	07/14/2011	2380	\$64,783 60	\$58,784 85	(\$5,998 75)
BRXX	04/27/2011	07/14/2011	07/14/2011	300	\$8,174 14	\$7,409 85	(\$764 29)
BRXX	04/27/2011	07/14/2011	07/14/2011	100	\$2,724 71	\$2,461 96	(\$262 75)
CORN	04/27/2011	07/05/2011	07/05/2011	3400	\$157,998 00	\$141,403 28	(\$16,594 72)
CORN	04/27/2011	07/05/2011	07/05/2011	700	\$32,529 00	\$29,105.44	(\$3,423 56)
CORN	04/27/2011	07/05/2011	07/05/2011	1400	\$65,046 10	\$58,210 88	(\$6,835 22)
CORN	04/27/2011	07/05/2011	07/05/2011	890	\$41,358 30	\$37,013 80	(\$4,344 50)
CORN	04/27/2011	07/05/2011	07/05/2011	10	\$474 59	\$415 49	(\$59 10)
CUT	03/22/2011	06/02/2011	06/02/2011	6253	\$138,263 82	\$132,998 76	(\$5,265 06)
CUT	03/22/2011	06/02/2011	06/02/2011	7247	\$160,376 11	\$154,130 75	(\$6,245 36)
CYB	05/19/2011	07/14/2011	07/14/2011	4600	\$117,213 97	\$116,827 77	(\$386 20)
CYB	05/19/2011	07/14/2011	07/14/2011	300	\$7,641 00	\$7,620 36	(\$20 64)

Bailey Fam Foundation, Inc
2011 Capital Gains & Losses
Schedule D - 12

CYB	05/19/2011	07/14/2011	3100	\$78,992 02	\$78,743 76	(\$248 26)
DAG	02/01/2011	02/15/2011	100	\$1,590 07	\$1,563 97	(\$26 10)
DAG	02/01/2011	02/15/2011	500	\$7,950 35	\$7,829 85	(\$120 50)
DAG	02/01/2011	02/15/2011	8300	\$131,975 88	\$129,892 51	(\$2,083 37)
DAG	02/01/2011	02/15/2011	3050	\$48,464 50	\$47,731 58	(\$732 92)
DAG	02/01/2011	02/15/2011	900	\$14,305 50	\$14,084 73	(\$220 77)
DAG	02/01/2011	02/15/2011	100	\$1,590 07	\$1,566 97	(\$23 10)
DAG	02/01/2011	02/15/2011	1100	\$17,490 78	\$17,258 67	(\$232 11)
DAG	02/01/2011	02/15/2011	100	\$1,590 07	\$1,567 97	(\$22 10)
DAG	02/01/2011	02/15/2011	400	\$6,356 00	\$6,271 88	(\$84 12)
DAG	02/01/2011	02/15/2011	100	\$1,589 00	\$1,569 22	(\$19 78)
DAG	02/01/2011	02/15/2011	100	\$1,589 50	\$1,569 22	(\$20 28)
DAG	02/01/2011	02/15/2011	100	\$1,590 07	\$1,570 47	(\$19 60)
DAG	02/01/2011	02/15/2011	1000	\$15,890 00	\$15,704 70	(\$185.30)
DAG	02/01/2011	02/15/2011	700	\$11,130 50	\$10,986 80	(\$143 70)
DAG	02/01/2011	02/15/2011	100	\$1,588 00	\$1,569 97	(\$18 03)
DAG	02/01/2011	02/15/2011	1300	\$20,670 92	\$20,409 61	(\$261 31)
DAG	02/01/2011	02/15/2011	1200	\$19,068 00	\$18,839 64	(\$228 36)
DAG	02/01/2011	02/15/2011	100	\$1,590 07	\$1,569 98	(\$20 09)
DAG	02/01/2011	02/15/2011	1500	\$23,851 06	\$23,594 55	(\$256 51)
DAG	02/01/2011	02/15/2011	200	\$3,180 14	\$3,145 96	(\$34 18)
DBS	03/22/2011	05/03/2011	4130	\$263,872 05	\$305,118 54	\$41,246 49
DBS	03/22/2011	05/03/2011	170	\$10,861 56	\$12,547 67	\$1,686 11
DBS	03/22/2011	05/03/2011	2200	\$140,561 38	\$162,642 88	\$22,081 50
DIG	11/10/2010	05/04/2011	1000	\$39,602 08	\$56,468.92	\$16,866 84
DIG	11/10/2010	05/04/2011	800	\$31,681 66	\$45,167.13	\$13,485 47
DIG	11/12/2010	05/04/2011	53	\$2,059 96	\$2,992.32	\$932.36
DIG	11/12/2010	05/04/2011	1000	\$38,827 18	\$56,458 92	\$17,631.74
DIG	11/10/2010	05/04/2011	600	\$23,761 25	\$33,887 35	\$10,126 10
DIG	11/12/2010	05/04/2011	200	\$7,773 44	\$11,295 78	\$3,522.34
DIG	11/12/2010	05/04/2011	200	\$7,765 44	\$11,295 78	\$3,530 34
DIG	11/10/2010	05/04/2011	547	\$21,662.34	\$30,894 92	\$9,232 58
DIG	11/10/2010	05/04/2011	1000	\$39,602 08	\$56,488 92	\$16,886 84
DIG	11/10/2010	05/04/2011	853	\$33,780 58	\$48,185 13	\$14,404 55
DIG	11/12/2010	05/04/2011	1047	\$40,693 94	\$59,144 00	\$18,450.06
DIG	11/12/2010	05/04/2011	100	\$3,882 72	\$5,648 90	\$1,766 18
ECH	05/19/2011	06/16/2011	200	\$15,440 00	\$14,117 73	(\$1,322 27)
ECH	05/19/2011	06/16/2011	300	\$23,175 00	\$21,176 60	(\$1,998 40)
ECH	05/19/2011	06/16/2011	200	\$15,438 00	\$14,121 75	(\$1,316 25)
ECH	05/19/2011	06/16/2011	135	\$10,429 29	\$9,532 18	(\$897 11)
ECH	05/19/2011	06/16/2011	200	\$15,451 98	\$14,121 75	(\$1,330 23)
ECH	05/19/2011	06/16/2011	2865	\$221,321 25	\$202,294 05	(\$19,027 20)
EGFDF	06/13/2011	06/27/2011	2000	\$21,079 69	\$17,992 45	(\$3,087 24)
EGFDF	06/13/2011	06/27/2011	200	\$2,107 97	\$1,797 22	(\$310 75)
EGFDF	06/13/2011	06/27/2011	700	\$7,377 89	\$6,294 42	(\$1,083.47)
EGFDF	07/19/2011	08/30/2011	200	\$2,772 43	\$2,362 69	(\$409 74)
EGFDF	07/19/2011	08/30/2011	400	\$5,529 96	\$4,745 37	(\$784 59)
EGFDF	07/19/2011	08/30/2011	100	\$1,382 49	\$1,180 22	(\$202 27)
EGFDF	07/19/2011	08/30/2011	100	\$1,382 46	\$1,180 22	(\$202 24)
EGFDF	07/19/2011	08/30/2011	100	\$1,382 58	\$1,179 21	(\$203 37)
EGFDF	07/19/2011	08/30/2011	100	\$1,382 65	\$1,179 21	(\$203 44)
EGFDF	07/19/2011	08/30/2011	100	\$1,382 45	\$1,179 21	(\$203 24)
EGFDF	07/19/2011	08/30/2011	700	\$9,677 43	\$8,254 43	(\$1,423 00)
EGFDF	07/19/2011	08/30/2011	100	\$1,382 46	\$1,179 20	(\$203 26)

Bailey Foundation, Inc
 2011 Capital Gains & Losses
 Schedule D - 12

EGPDF	08/30/2011	200	\$2,764 98	\$2,362 48	(\$402 50)
EGPDF	08/30/2011	300	\$4,147 47	\$3,549 85	(\$597 62)
EGPDF	08/30/2011	100	\$1,382 49	\$1,182 26	(\$200 23)
EGPDF	08/30/2011	400	\$5,529 84	\$4,729 06	(\$800 78)
EGPDF	08/30/2011	200	\$2,764 98	\$2,370 65	(\$394 33)
EGPDF	08/30/2011	300	\$4,147 38	\$3,555 96	(\$591 42)
EGPDF	08/30/2011	100	\$1,382 71	\$1,184 30	(\$198 41)
EGPDF	08/30/2011	100	\$1,382 49	\$1,184 30	(\$198 19)
EGPT	07/07/2011	1680	\$26,359 20	\$25,518 69	(\$840 51)
EGPT	07/07/2011	100	\$1,571 00	\$1,518 97	(\$52 03)
EGPT	07/07/2011	1200	\$18,840 00	\$18,227 65	(\$612 35)
EGPT	07/07/2011	1800	\$28,314 00	\$27,341 47	(\$972 53)
EGPT	07/07/2011	651	\$10,253 25	\$9,888 50	(\$364 75)
EGPT	07/07/2011	100	\$1,566 58	\$1,520 97	(\$45 61)
EGPT	07/07/2011	300	\$4,698 00	\$4,562 91	(\$135 09)
EGPT	07/07/2011	1200	\$18,780 00	\$18,251 64	(\$528 36)
EGPT	07/07/2011	1220	\$19,141 80	\$18,555 84	(\$585 96)
EGPT	07/07/2011	351	\$5,531 76	\$5,338 60	(\$193 16)
EGPT	07/07/2011	200	\$3,149 94	\$3,041 94	(\$108 00)
EGPT	07/07/2011	549	\$8,646 75	\$8,350 13	(\$296 62)
EGPT	07/07/2011	1119	\$17,635 44	\$17,008 45	(\$626 99)
EGPT	07/07/2011	2605	\$41,132 95	\$39,595 22	(\$1,537 73)
EGPT	07/07/2011	1400	\$21,932 09	\$21,321 58	(\$610 51)
EGPT	07/07/2011	100	\$1,566 00	\$1,522 97	(\$43 03)
EGPT	07/07/2011	200	\$3,133 16	\$3,036 25	(\$96 91)
EGPT	07/07/2011	100	\$1,565 00	\$1,521 97	(\$43 03)
EGPT	07/07/2011	100	\$1,575 00	\$1,521 97	(\$53 03)
EGPT	07/07/2011	1000	\$15,660 00	\$15,239 70	(\$420 30)
ENY	04/04/2011	200	\$4,536 19	\$4,637 91	\$101 72
ENY	04/04/2011	3000	\$68,042 88	\$69,558 98	\$1,516 10
ENY	04/04/2011	100	\$2,267 00	\$2,317 96	\$50 96
ENY	04/04/2011	2500	\$56,725 00	\$57,948 89	\$1,223 89
ENY	04/04/2011	5600	\$127,013.38	\$129,805 51	\$2,792 13
ENY	04/04/2011	1600	\$36,289 54	\$37,111 29	\$821 75
EPU	01/10/2011	1580	\$79,557 96	\$75,380 53	(\$4,177 43)
EPU	01/10/2011	1600	\$80,565 03	\$76,308 72	(\$4,256 31)
EPU	06/16/2011	1400	\$62,439 45	\$54,164 96	(\$8,274 49)
EPU	06/16/2011	535	\$23,861 00	\$20,698 75	(\$3,162 25)
EPU	06/16/2011	300	\$13,368 99	\$11,609 78	(\$1,759 21)
EPU	06/16/2011	100	\$4,455 50	\$3,869 93	(\$585 57)
EPU	06/16/2011	100	\$4,459 96	\$3,869 93	(\$590 03)
EPU	06/16/2011	200	\$8,908 00	\$7,749 00	(\$1,159 00)
EPU	06/16/2011	500	\$22,277 50	\$19,372 49	(\$2,905 01)
EPU	06/16/2011	3600	\$160,558 60	\$139,533 32	(\$21,025 28)
ERUS	05/17/2011	1000	\$30,470 00	\$27,099 48	(\$3,370 52)
ERUS	05/17/2011	5400	\$164,700 00	\$146,337 19	(\$18,362 81)
ERUS	05/17/2011	3000	\$91,500 00	\$81,418 44	(\$10,081 56)
ERUS	05/17/2011	1100	\$33,526 88	\$29,876 44	(\$3,650 44)
ERUS	08/30/2011	100	\$2,920 10	\$2,468 95	(\$451 15)
ERUS	08/30/2011	9900	\$289,089 89	\$244,317 29	(\$44,772 60)
EUNO	07/21/2011	11500	\$200,569 98	\$195,026 27	(\$5,543 71)
EWA	06/02/2011	3000	\$84,010 98	\$78,138 51	(\$5,872 47)
EWA	06/02/2011	7800	\$218,478 00	\$203,186 10	(\$15,291 90)
EWI	06/02/2011	1100	\$20,052 89	\$20,207 62	\$154 73

Bailey Family Foundation, Inc.
 2011 Capital Gains & Losses
 Schedule D - 12

EWI	01/24/2011	06/02/2011	16900	\$308,096	99	\$310,616	05	\$2,519	06
EWL	05/06/2011	07/07/2011	1300	\$35,867	00	\$34,501	33	(\$1,365	67)
EWL	05/06/2011	07/07/2011	200	\$5,517	80	\$5,309	90	(\$207	90)
EWL	05/06/2011	07/07/2011	2700	\$74,498	47	\$71,683	59	(\$2,814	88)
EWL	05/06/2011	07/07/2011	100	\$2,759	00	\$2,654	94	(\$104	06)
EWL	05/06/2011	07/07/2011	83	\$2,289	14	\$2,203	60	(\$85	54)
EWL	05/06/2011	07/07/2011	1986	\$54,813	60	\$52,727	28	(\$2,086	32)
EWL	05/06/2011	07/07/2011	200	\$5,518	00	\$5,313	88	(\$204	12)
EWL	05/06/2011	07/07/2011	683	\$18,843	97	\$18,140	09	(\$703	88)
EWL	05/06/2011	07/07/2011	17	\$468	86	\$451	51	(\$17	35)
EWL	05/06/2011	07/07/2011	1700	\$46,906	44	\$45,185	13	(\$1,721	31)
EWL	05/06/2011	07/07/2011	906	\$24,996	54	\$24,080	98	(\$915	56)
EWL	05/06/2011	07/07/2011	100	\$2,759	00	\$2,658	19	(\$100	81)
EWL	05/06/2011	07/07/2011	600	\$16,554	00	\$15,940	67	(\$613	33)
EWP	01/24/2011	06/02/2011	1500	\$62,409	99	\$64,083	78	\$1,673	79
EWP	01/24/2011	06/02/2011	6900	\$287,109	00	\$294,831	34	\$7,722	34
EWP	06/29/2010	02/15/2011	29 47368	\$1,333	08	\$1,762	49	\$429	41
EWP	12/30/2010	02/15/2011	12 92168	\$781	88	\$772	70	(\$9	18)
EWP	04/04/2011	06/02/2011	3456	\$225,953	28	\$225,109	53	(\$843	75)
EWP	06/04/2011	06/02/2011	1294	\$84,598	77	\$84,289	54	(\$309	23)
EXI	01/28/2011	06/02/2011	1180	\$65,617	99	\$66,722	36	\$1,104	37
EXI	01/28/2011	06/02/2011	6420	\$356,823	60	\$363,039	41	\$6,215	81
EZA	01/06/2011	01/18/2011	70	\$5,031	60	\$4,997	20	(\$34	40)
EZA	01/06/2011	01/18/2011	1600	\$115,048	88	\$114,221	81	(\$827	07)
EZA	01/06/2011	01/18/2011	100	\$7,192	00	\$7,141	86	(\$50	14)
EZA	01/06/2011	01/18/2011	130	\$9,344	40	\$9,274	43	(\$69	97)
EZA	01/06/2011	01/18/2011	2930	\$210,725	60	\$209,168	69	(\$1,556	91)
EZA	01/06/2011	01/18/2011	100	\$7,191	00	\$7,138	86	(\$52	14)
EZA	01/06/2011	01/18/2011	100	\$7,188	00	\$7,139	86	(\$48	14)
EZA	01/06/2011	01/18/2011	200	\$14,381	11	\$14,281	73	(\$99	38)
EZA	01/06/2011	01/18/2011	170	\$12,226	40	\$12,142	87	(\$83	53)
FBT	01/06/2011	01/28/2011	420	\$16,531	72	\$16,419	63	(\$12	09)
FBT	01/06/2011	01/28/2011	1900	\$74,765	00	\$74,279	26	(\$485	74)
FBT	01/06/2011	01/28/2011	7600	\$299,145	46	\$297,068	31	(\$2,077	15)
FDN	12/31/2010	01/28/2011	14	\$481	04	\$491	25	\$10	21
FEZ	01/24/2011	06/02/2011	2710	\$108,474	19	\$110,366	19	\$1,892	00
FEZ	01/24/2011	06/02/2011	100	\$4,004	00	\$4,072	92	\$68	92
FEZ	01/24/2011	06/02/2011	5440	\$217,872	00	\$221,566	95	\$3,694	95
FXH	05/12/2011	08/04/2011	10250	\$313,453	94	\$267,929	80	(\$45,524	14)
FXH	05/12/2011	08/04/2011	1200	\$36,697	05	\$31,393	38	(\$5,303	67)
GLTR	04/27/2011	05/17/2011	1000	\$107,280	00	\$91,828	24	(\$15,451	76)
GLTR	04/27/2011	05/17/2011	200	\$21,456	00	\$18,365	67	(\$3,090	33)
GLTR	04/27/2011	05/17/2011	1500	\$160,914	99	\$137,742	51	(\$23,172	48)
GLTR	04/27/2011	05/17/2011	100	\$10,728	00	\$9,173	13	(\$1,554	87)
GORO	06/13/2011	06/24/2011	1375	\$30,162	50	\$33,339	71	\$3,177	21
GORO	06/27/2011	08/30/2011	200	\$4,750	05	\$4,783	90	\$33	85
GORO	07/19/2011	08/30/2011	200	\$5,333	99	\$4,783	90	(\$550	09)
GORO	07/19/2011	08/30/2011	100	\$2,664	00	\$2,391	95	(\$272	05)
GORO	07/19/2011	08/30/2011	1375	\$36,630	00	\$32,875	61	(\$3,754	39)
GORO	06/27/2011	08/30/2011	275	\$6,531	32	\$6,580	61	\$49	29
GORO	07/19/2011	08/30/2011	125	\$3,330	00	\$2,991	19	(\$338	81)
GORO	06/27/2011	08/30/2011	100	\$2,371	00	\$2,394	95	\$23	95
GORO	06/27/2011	08/30/2011	300	\$7,125	08	\$7,181	85	\$56	77

Bailey Family Foundation, Inc.
 2011 Capital Gains & Losses
 Schedule D - 12

GORO	08/30/2011	100	\$2,375 03	\$2,395 95
GORO	08/30/2011	200	\$4,749.99	\$4,789.91
GORO	08/30/2011	100	\$2,375 03	\$2,399 95
GORO	08/30/2011	100	\$2,664 00	\$2,399 95
GQMF	06/13/2011	500	\$1,731 06	\$1,544 98
GQMF	06/13/2011	4200	\$14,540 92	\$13,019 75
GQMF	06/13/2011	3900	\$13,491 27	\$12,089 77
GRU	12/20/2011	1600	\$11,698 42	\$9,365 80
GRU	12/20/2011	5000	\$36,557 56	\$29,249 41
GRU	12/20/2011	3400	\$24,888 00	\$19,889 60
GXG	07/14/2011	3000	\$63,426 08	\$60,118 84
GXG	07/14/2011	1929	\$40,782.97	\$38,675 70
GXG	07/14/2011	71	\$1,510 22	\$1,423 52
GXG	07/14/2011	241	\$5,094 72	\$4,831 96
GXG	07/14/2011	4759	\$100,615 25	\$95,406.12
HMH	06/02/2011	3300	\$258,663 99	\$247,188 27
HMH	06/02/2011	500	\$39,195 00	\$37,454 28
HMH	12/22/2011	2900	\$233,952 05	\$200,463 16
HMH	07/07/2011	300	\$24,201 94	\$20,752 40
IDX	09/20/2011	6600	\$178,662 00	\$187,910 26
IDX	09/20/2011	2450	\$66,319 00	\$69,762 65
IDX	09/20/2011	200	\$5,414 00	\$5,694 91
IEZ	01/06/2010	7600	\$384,560 00	\$411,992 70
IEZ	01/11/2011	500	\$25,295 00	\$27,104 78
IEZ	05/12/2011	200	\$11,095 99	\$11,985 78
IEZ	05/12/2011	5600	\$310,464.00	\$335,937 55
IGE	04/26/2011	5600	\$248,808 00	\$259,723 01
IGE	04/26/2011	8 48707	\$400 42	\$393 62
IGV	01/13/2011	354	\$21,159 35	\$21,158 26
IGV	01/13/2011	846	\$50,571 06	\$50,564 65
IGV	01/13/2011	200	\$11,956 00	\$11,953 80
IGV	01/13/2011	300	\$17,931 65	\$17,930 70
IGV	01/13/2011	100	\$5,977 67	\$5,976 90
IGV	01/13/2011	3950	\$236,100 07	\$236,008 51
IGV	01/13/2011	200	\$11,956 00	\$11,945 81
IGV	06/16/2011	16	\$956 48	\$953 72
IGV	06/16/2011	554	\$33,116 28	\$33,022 46
IGV	06/16/2011	400	\$23,869 99	\$23,842 93
IGV	06/16/2011	100	\$5,964 50	\$5,960 73
IGV	06/16/2011	5450	\$325,147 00	\$324,859 92
IJK	12/20/2011	4	\$367 16	\$383 20
INDY	08/30/2011	858	\$25,038 50	\$21,243 67
INDY	08/30/2011	7442	\$217,241 45	\$184,260 38
INDY	08/30/2011	700	\$20,400 99	\$17,335 66
INDY	08/30/2011	3200	\$93,383 69	\$79,294 46
INDY	08/30/2011	400	\$11,676 51	\$9,911 80
INDY	08/30/2011	100	\$2,918 24	\$2,478 01
IE	06/02/2011	849 10961	\$34,592 77	\$36,416 11
IE	06/02/2011	8700	\$354,351 00	\$373,222 84
IE	06/02/2011	26 89039	\$1,231 58	\$1,153 58
IYM	06/02/2010	25 02318	\$1,371 02	\$1,962 78
IYM	06/02/2010	21 48728	\$1,393 45	\$1,685 43

Bailey Family Foundation, Inc.
 2011 Capital Gains & Losses
 Schedule D - 12

12/29/2010	06/02/2011	26 42757	\$2,037 83	\$2,072 94	\$35 11	IVM
03/31/2011	06/02/2011	13 23801	\$1,087 90	\$1,038 37	(\$49 53)	IVM
02/15/2011	03/18/2011	3352	\$257,007 83	\$234,860 48	(\$22,147 35)	JJT
02/15/2011	03/18/2011	155	\$11,894 70	\$10,860 66	(\$1,034 04)	JJT
03/18/2011	03/18/2011	158	\$12,115 44	\$11,070 86	(\$1,044 58)	JJT
11/03/2011	11/03/2011	100	\$4,393 15	\$4,176 92	(\$216 23)	JSC
06/30/2011	11/03/2011	6300	\$276,768 25	\$263,460 88	(\$13,307 37)	JSC
06/30/2011	11/03/2011	400	\$17,572 59	\$16,735 67	(\$836 92)	JSC
03/24/2011	03/24/2011	700	\$18,363 99	\$17,853 67	(\$510 32)	KBE
01/11/2011	03/24/2011	200	\$5,243 98	\$5,103 90	(\$140 08)	KBE
03/24/2011	03/24/2011	1500	\$39,344 85	\$38,279 27	(\$1,065 58)	KBE
01/11/2011	03/24/2011	10000	\$262,300 00	\$255,195 11	(\$7,104 89)	KBE
04/19/2011	04/19/2011	22	\$567.16	\$542 20	(\$24 96)	KBE
02/15/2011	04/26/2011	48 38397	\$2,283 20	\$2,262 87	(\$20 33)	KOL
03/18/2011	04/26/2011	1400	\$67,839 99	\$69,960.67	\$2,120 68	KOL
03/18/2011	04/26/2011	3600	\$174,564 00	\$179,924.55	\$5,360 55	KOL
12/06/2010	01/06/2011	400	\$30,119.99	\$30,268 99	\$149 00	FALL
12/06/2010	01/06/2011	1200	\$90,372 00	\$90,806 97	\$434 97	FALL
12/06/2010	01/06/2011	300	\$22,593 00	\$22,682 69	\$89 69	FALL
12/06/2010	01/06/2011	1000	\$75,320 00	\$75,608.95	\$288 95	FALL
12/06/2010	01/06/2011	2900	\$218,515 00	\$219,265.96	\$750 96	FALL
12/06/2010	01/06/2011	200	\$15,066 00	\$15,121 79	\$55 79	FALL
12/06/2010	01/06/2011	100	\$7,531 00	\$7,561 87	\$30.87	FALL
12/06/2010	01/06/2011	400	\$30,124 00	\$30,255 49	\$131 49	FALL
01/10/2011	12/09/2010	8000	\$205,286 44	\$200,956 61	(\$4,329 83)	PEZ
01/10/2011	12/09/2010	4400	\$112,907 54	\$110,560 15	(\$2,347 39)	PEZ
02/15/2011	09/30/2010	5 26374	\$158 07	\$192 65	\$34.58	PKOL
02/15/2011	12/31/2010	65 92624	\$2,449 16	\$2,412 85	(\$36 31)	PKOL
02/15/2011	12/31/2010	84 5143	\$3,139 71	\$3,093 16	(\$46 55)	PKOL
02/25/2011	01/24/2011	1500	\$29,715 96	\$29,894 58	\$178 62	PPA
02/25/2011	01/24/2011	12800	\$253,576 19	\$255,099 11	\$1,522 92	PPA
02/25/2011	01/24/2011	300	\$5,942 97	\$5,968 90	\$25 93	PPA
02/25/2011	01/24/2011	100	\$1,980 99	\$1,994 96	\$13 97	PPA
02/25/2011	01/24/2011	1300	\$25,753 83	\$25,921 50	\$167 67	PPA
05/04/2011	12/09/2010	3600	\$117,258 42	\$133,871 44	\$16,613 02	PSCFE
05/04/2011	12/09/2010	1100	\$35,838 00	\$40,908 21	\$5,070 21	PSCFE
05/04/2011	12/09/2010	1000	\$32,581 67	\$37,189 29	\$4,607 62	PSCFE
05/04/2011	12/09/2010	2000	\$65,143 57	\$74,398 57	\$9,255 00	PSCFE
05/04/2011	12/09/2010	1800	\$58,644 00	\$66,958 71	\$8,314 71	PSCFE
05/04/2011	12/09/2010	200	\$6,516 33	\$7,439 86	\$923 53	PSCFE
05/02/2011	03/22/2011	16000	\$276,503 58	\$317,423 94	\$40,920 36	PSLV
01/11/2011	12/09/2010	7255	\$158,095 18	\$158,373 98	\$278 80	PWJ
01/11/2011	12/09/2010	1000	\$21,780 00	\$21,829 63	\$49 63	PWJ
01/11/2011	12/09/2010	200	\$4,360 00	\$4,365 93	\$5 93	PWJ
01/11/2011	12/09/2010	4900	\$106,820.00	\$106,916 20	\$96 20	PWJ
01/11/2011	12/09/2010	1045	\$22,771 81	\$22,812 43	\$40 62	PWJ
01/21/2011	03/30/2010	1600	\$33,040 00	\$42,095 35	\$9,055 35	PXD
01/21/2011	03/30/2010	1000	\$20,649 99	\$26,309 59	\$5,659 60	PXD
01/21/2011	10/25/2010	1600	\$37,780 70	\$42,095 35	\$4,314 65	PXD
01/21/2011	10/25/2010	1800	\$42,503 29	\$47,357 09	\$4,853 80	PXD
01/21/2011	01/10/2011	100	\$2,741 99	\$2,630 95	(\$111 04)	PXD
01/21/2011	01/10/2011	3550	\$97,021 50	\$93,398 71	(\$3,622 79)	PXD
01/21/2011	03/30/2010	100	\$2,063 71	\$2,630 95	\$567 24	PXD
01/21/2011	03/30/2010	900	\$18,585 00	\$23,678 55	\$5,093 55	PXD

Bailey Family Foundation, Inc.
2011 Capital Gains & Losses

Schedule D - 12

PXD	03/30/2010	01/21/2011	1600	\$33,001.99	\$42,089.84	\$9,087.85
PXD	03/30/2010	01/21/2011	1300	\$26,828.28	\$34,198.00	\$7,369.72
PXD	03/18/2011	03/18/2011	8200	\$235,512.51	\$216,957.85	(\$18,554.66)
PXD	02/25/2011	03/18/2011	500	\$14,360.52	\$13,231.45	(\$1,129.07)
QLD	03/22/2011	03/22/2011	1200	\$102,344.89	\$100,510.07	(\$1,834.82)
QLD	03/22/2011	03/22/2011	3475	\$296,373.74	\$291,025.66	(\$5,348.08)
QLD	03/22/2011	03/22/2011	300	\$25,586.22	\$25,123.53	(\$462.69)
RFG	12/09/2010	01/11/2011	3300	\$259,520.04	\$261,652.58	\$2,132.54
RFG	12/09/2010	01/11/2011	200	\$15,728.49	\$15,861.73	\$133.24
RFG	12/09/2010	01/11/2011	600	\$47,185.46	\$47,581.21	\$395.75
RJN	03/22/2011	05/17/2011	20000	\$147,609.98	\$136,587.40	(\$11,022.58)
ROM	10/25/2010	03/22/2011	500	\$28,800.00	\$31,834.40	\$3,034.40
ROM	10/25/2010	03/22/2011	1000	\$57,600.00	\$63,678.78	\$6,078.78
ROM	10/25/2010	03/22/2011	1950	\$112,349.49	\$124,173.62	\$11,824.13
ROM	11/12/2010	03/22/2011	900	\$52,101.27	\$57,310.90	\$5,209.63
SAA	12/02/2010	01/21/2011	2800	\$118,255.51	\$126,613.57	\$8,358.06
SAA	12/02/2010	01/21/2011	700	\$29,561.99	\$31,648.40	\$2,086.41
SAA	12/02/2010	01/21/2011	700	\$29,561.99	\$31,648.40	\$2,086.41
SAA	12/02/2010	01/21/2011	700	\$29,561.99	\$31,648.40	\$2,086.41
SAA	12/02/2010	01/21/2011	2000	\$84,468.22	\$90,418.26	\$5,950.04
SAA	12/02/2010	01/21/2011	800	\$33,787.29	\$36,159.31	\$2,372.02
SCJ	11/03/2011	11/03/2011	2300	\$108,106.21	\$101,727.04	(\$6,379.17)
SCJ	11/03/2011	11/03/2011	700	\$32,935.00	\$30,960.40	(\$1,974.60)
SCJ	11/03/2011	11/03/2011	700	\$32,949.00	\$30,960.40	(\$1,988.60)
SCJ	11/03/2011	11/03/2011	1275	\$60,039.75	\$56,392.17	(\$3,647.58)
SCJ	11/03/2011	11/03/2011	1400	\$65,803.78	\$61,966.82	(\$3,836.96)
SIVR	12/06/2010	01/06/2011	4900	\$146,513.63	\$142,185.61	(\$4,328.02)
SIVR	12/06/2010	01/06/2011	2700	\$80,729.73	\$78,352.68	(\$2,377.05)
SIVR	12/06/2010	01/06/2011	7700	\$230,235.70	\$223,373.23	(\$6,862.47)
SIVR	01/06/2010	12/06/2010	900	\$26,910.67	\$26,108.65	(\$802.02)
SIVR	05/02/2011	05/02/2011	1343	\$41,191.75	\$57,747.89	\$16,556.14
SIVR	05/02/2011	05/02/2011	1994	\$61,158.87	\$85,790.18	\$24,631.31
SIVR	05/02/2011	05/02/2011	1000	\$30,668.30	\$43,029.17	\$12,360.87
SIVR	05/02/2011	05/02/2011	3563	\$109,282.37	\$153,455.47	\$44,173.10
SIVR	06/09/2011	06/27/2011	450	\$16,682.12	\$15,113.76	(\$1,568.36)
SIVR	06/09/2011	06/27/2011	6300	\$233,549.69	\$211,539.94	(\$22,009.75)
SIVR	07/15/2011	09/20/2011	2175	\$84,498.42	\$86,041.34	\$1,542.92
SIVR	07/15/2011	09/20/2011	225	\$8,741.25	\$8,900.83	\$159.58
SIVR	07/15/2011	09/20/2011	2300	\$89,354.66	\$90,986.48	\$1,631.82
SIVR	07/15/2011	09/20/2011	2125	\$82,555.93	\$84,057.02	\$1,501.09
SIVR	07/15/2011	09/20/2011	100	\$3,893.99	\$3,955.62	\$61.63
SKOR	06/30/2011	09/20/2011	1200	\$38,316.00	\$33,429.86	(\$4,886.14)
SKOR	06/30/2011	09/20/2011	2600	\$83,044.00	\$72,431.36	(\$10,612.64)
SKOR	06/30/2011	09/20/2011	500	\$15,990.00	\$13,929.11	(\$2,060.89)
SKOR	06/30/2011	09/20/2011	2500	\$79,975.00	\$69,645.54	(\$10,329.46)
SKOR	06/30/2011	09/20/2011	1200	\$38,181.99	\$33,429.86	(\$4,752.13)
SKOR	06/30/2011	09/20/2011	1000	\$31,990.00	\$27,829.46	(\$4,160.54)
SKOR	06/30/2011	09/20/2011	500	\$15,995.00	\$13,909.73	(\$2,085.27)
SLV	11/10/2010	01/06/2011	7200	\$191,385.99	\$204,974.12	\$13,588.13
SLV	11/12/2010	01/06/2011	200	\$5,081.99	\$5,693.73	\$611.74
SLV	11/12/2010	01/06/2011	1800	\$45,661.86	\$51,243.53	\$5,581.67
SLV	11/12/2010	01/06/2011	2000	\$50,789.79	\$56,937.26	\$6,147.47
SLV	05/02/2011	05/17/2011	7800	\$349,137.99	\$254,031.92	(\$95,106.07)
SLX	05/17/2011	05/17/2011	361	\$26,508.23	\$24,237.07	(\$2,271.16)
SLX	05/17/2011	05/17/2011	4539	\$333,353.53	\$304,742.61	(\$28,610.92)

Bailey Family Foundation, Inc
 2011 Capital Gains & Losses
 Schedule D - 12

Date	Description	Quantity	Cost	Proceeds	Gain/Loss	Code
01/06/2011		100	\$7,343 00	\$6,705 88	(\$637 12)	SLX
05/17/2011		300	\$22,032 62	\$20,144 61	(\$1,888 01)	SLX
06/02/2011		600	\$22,083 99	\$20,905 61	(\$1,178 38)	SMH
06/06/2011		7300	\$268,640 00	\$254,473 12	(\$14,166 88)	SMH
12/20/2011		400	\$13,180 16	\$11,605 78	(\$1,574 38)	TBAR
12/20/2011		150	\$4,942 56	\$4,358 44	(\$584 12)	TBAR
08/30/2011		700	\$23,088 99	\$20,339 37	(\$2,749 62)	TBAR
07/05/2011		2600	\$286,373 62	\$286,280 50	(\$93 12)	TIP
06/14/2011		100	\$11,014 37	\$11,001 79	(\$12 58)	TIP
01/06/2011		7800	\$330,027 98	\$369,236 48	\$39,208 50	UGA
05/17/2011		1425	\$60,279 64	\$67,456 66	\$7,177 02	UGA
08/25/2011		2500	\$203,359 99	\$258,837 16	\$55,477 17	UGL
06/07/2011		575	\$46,782 00	\$59,532 55	\$12,750 55	UGL
06/09/2011		4120	\$148,000 39	\$134,309 42	(\$13,690 97)	UHN
06/23/2011		2253	\$80,905 23	\$73,446 38	(\$7,458 85)	UHN
06/09/2011		627	\$22,515 57	\$20,435 14	(\$2,080 43)	UHN
03/01/2011		2500	\$125,484 99	\$133,297 44	\$7,812 45	UKK
05/17/2011		700	\$35,140 00	\$37,323 28	\$2,183 28	UKK
03/01/2011		1000	\$50,200 00	\$53,328 99	\$3,128 99	UKK
05/17/2011		2035	\$102,157 00	\$108,585 52	\$6,428 52	UKK
03/01/2011		400	\$20,080 00	\$21,351 59	\$1,271 59	UKK
02/15/2011		3000	\$164,649 99	\$164,426 84	(\$223 15)	UKW
02/15/2011		500	\$27,440 00	\$27,414 47	(\$25 53)	UKW
02/15/2011		100	\$5,488 00	\$5,474 90	(\$13 10)	UKW
02/15/2011		1100	\$60,368 00	\$60,322 84	(\$45 16)	UKW
02/15/2011		400	\$21,956 00	\$21,935 58	(\$20 42)	UKW
03/22/2011		300	\$16,454 50	\$15,314 71	(\$1,139 79)	UKW
03/22/2011		200	\$10,968 00	\$10,209 80	(\$758 20)	UKW
03/22/2011		100	\$5,484 00	\$5,104 90	(\$379 10)	UKW
02/15/2011		100	\$5,484 00	\$5,104 90	(\$379 10)	UKW
03/22/2011		300	\$16,452 00	\$15,314 71	(\$1,137 29)	UKW
03/22/2011		100	\$5,484 00	\$5,104 90	(\$379 10)	UKW
02/15/2011		100	\$5,484 00	\$5,104 90	(\$379 10)	UKW
03/22/2011		3100	\$170,035 00	\$158,251 96	(\$11,783 04)	UKW
03/22/2011		700	\$29,805 99	\$35,731 32	\$5,925 33	UKW
03/22/2011		100	\$4,258 00	\$5,105 90	\$847 90	UKW
03/22/2011		100	\$4,258 00	\$5,105 90	\$847 90	UKW
03/22/2011		100	\$4,258 00	\$5,105 90	\$847 90	UKW
03/22/2011		200	\$8,516 00	\$10,211 80	\$1,695 80	UKW
03/22/2011		100	\$4,260 00	\$5,105 90	\$845 90	UKW
03/22/2011		300	\$12,780 00	\$15,317 71	\$2,537 71	UKW
03/22/2011		100	\$4,260 00	\$5,105 90	\$845 90	UKW
03/22/2011		300	\$12,780 00	\$15,317 71	\$2,537 71	UKW
03/22/2011		100	\$4,260 00	\$5,105 90	\$845 90	UKW
03/22/2011		300	\$12,780 00	\$15,317 71	\$2,537 71	UKW
03/22/2011		200	\$8,520 00	\$10,211 80	\$1,691 80	UKW
03/22/2011		1400	\$59,640 00	\$71,482 63	\$11,842 63	UKW
03/22/2011		900	\$49,363 49	\$45,953 12	(\$3,410 37)	UKW
03/22/2011		2000	\$81,120 00	\$79,578 47	(\$1,541 53)	USD
03/22/2011		700	\$28,399 00	\$27,852 47	(\$546 53)	USD
03/22/2011		2918	\$118,354 08	\$116,163 35	(\$2,190 73)	USD
03/22/2011		82	\$3,325 08	\$3,264 36	(\$60 72)	USD
03/22/2011		600	\$24,336 66	\$23,885 60	(\$451 06)	USD

Bailey Family Foundation, Inc.
 2011 Capital Gains & Losses
 Schedule D - 12

Short Total	\$30,139,840.77	\$29,953,894.37	(\$185,946.40)
USD 12/06/2010	100	\$4,056 00	(\$75 07)
USD 03/22/2011	3800	\$154,128 00	(\$2,890 90)
USD 12/06/2010	18	\$729 90	(\$13 51)
USD 03/22/2011	100	\$4,054 00	(\$74 08)
USD 12/06/2010	582	\$23,611 74	(\$448 58)
USD 03/22/2011	300	\$12,168 33	(\$232 52)
USD 12/06/2010	800	\$32,448 00	(\$592 53)
UVT 03/01/2011	4700	\$156,322 00	(\$2,258 96)
UVT 05/17/2011	4400	\$146,344 00	(\$2,070 77)
UVT 03/01/2011	1000	\$33,280 00	(\$497 29)
UVT 05/17/2011	100	\$3,336 99	(\$61 38)
UWM 12/14/2010	3300	\$137,829 78	\$536 56
UWM 01/21/2011	100	\$4,186 99	\$5 93
UWM 12/14/2010	200	\$8,353 32	\$30 54
UWM 01/21/2011	4000	\$167,066 40	\$610 38
UWM 12/14/2010	200	\$8,353 32	\$24 53
UWM 01/21/2011	200	\$8,353 32	\$3,927 93
UYM 12/14/2010	6800	\$320,357 85	\$49 78
UYM 01/21/2011	100	\$4,711 14	\$77.46
VBK 12/31/2010	23 37199	\$1,830 44	(\$1 03)
VBK 06/09/2011	0 3617	\$30 56	\$18 70
WCAT 03/22/2011	3700	\$202,871 00	\$70 10
WCAT 04/26/2011	300	\$16,444 69	(\$662 12)
WDTI 07/05/2011	3900	\$203,678 01	(\$8,621 70)
WDTI 07/05/2011	1900	\$99,227 75	(\$4,203 31)
WDTI 07/05/2011	1500	\$78,351 99	(\$3,332 70)
WDTI 07/05/2011	2000	\$104,450 26	(\$4,367 59)
WITE 05/17/2011	119	\$8,384 98	(\$1,673 51)
WITE 05/02/2011	4831	\$340,402 01	(\$67,900 52)
XES 05/05/2011	300	\$12,264 53	(\$429 76)
XES 05/05/2011	250	\$10,220 44	(\$363 12)
XES 05/05/2011	500	\$20,440 88	(\$711 26)
XES 05/05/2011	4482	\$183,232 01	(\$6,286 05)
XES 05/05/2011	1150	\$47,008 09	(\$1,606 96)
XES 05/05/2011	168	\$6,868 13	(\$233 94)
XHB 01/13/2011	1550	\$27,940 99	(\$492 17)
XHB 02/25/2011	18200	\$327,828 77	(\$5,521 79)
XLE 04/26/2011	3735	\$279,686 79	\$16,557 74
XLV 02/15/2011	7700	\$268,893 99	\$20,765 23
XLV 04/21/2010	1100	\$38,421 55	\$2,959 77
XLV 06/09/2011	2300	\$93,182 99	(\$4,713 45)
XLV 05/19/2011	5100	\$206,600 49	(\$10,406 74)
XOP 11/30/2010	2300	\$110,892 99	\$32,798 27
XOP 11/30/2010	5350	\$257,977 00	\$76,284 59
AMGX 02/22/2011	18214 936	\$399,999 99	\$63,743 39
AMGX 02/22/2011	64,109	\$1,032 79	\$599 39
AMGX 02/22/2011	11,669	\$187 98	\$109 11
EWY 02/15/2011	200	\$6,794 41	\$5,167 36
EWY 04/30/2009	4250	\$144,381 25	\$109,763 87
EWY 02/15/2011	27 99843	\$974 25	\$700 02
EWY 02/15/2011	11 60621	\$557 33	\$136 71
EWY 04/30/2009	400	\$13,588 82	\$10,328 73

Bailey Family Foundation, Inc
 2011 Capital Gains & Losses
 Schedule D - 12

FDN	01/06/2009	01/28/2011	1561	\$23,486 34	\$54,774 44	\$31,288.10
FDN	01/06/2009	01/28/2011	400	\$6,016 00	\$14,035 73	\$8,019 73
FDN	01/06/2009	01/28/2011	4300	\$64,632 89	\$150,927 11	\$86,294.22
FDN	01/06/2009	01/28/2011	3900	\$58,620 53	\$136,877 78	\$78,257 25
IVM	06/02/2009	06/02/2011	3442 71637	\$166,248 77	\$270,031 50	\$103,782 73
IVM	06/02/2009	06/02/2011	2000	\$96,600 00	\$156,876 99	\$60,276 99
IVM	06/02/2009	06/02/2011	757	\$36,557 95	\$59,377 94	\$22,819 99
IVM	06/30/2009	06/02/2011	21 44606	\$942 34	\$1,682 20	\$739 86
IVM	06/28/2009	06/02/2011	19 54979	\$1,069 96	\$1,533 46	\$463 50
IVM	06/30/2009	06/02/2011	36 84726	\$2,226 68	\$2,890 24	\$663 56
IVM	03/31/2010	06/02/2011	10 26448	\$657 44	\$805 13	\$147.69
KOL	06/02/2009	02/15/2011	3100	\$80,075 64	\$145,015 22	\$64,939 58
KOL	06/02/2009	02/15/2011	8000	\$206,646 82	\$374,152 82	\$167,506 00
KOL	02/15/2011	02/15/2011	99 61603	\$3,603 60	\$4,658 95	\$1,055 35
KOL	06/02/2009	02/15/2011	100	\$2,583 09	\$4,678 91	\$2,095 82
KOL	06/02/2009	02/15/2011	500	\$11,925 82	\$18,304 65	\$6,378 83
PKOL	08/10/2009	02/15/2011	2091	\$49,559 52	\$76,529 13	\$26,969 61
PKOL	08/10/2009	02/15/2011	5609	\$133,783 82	\$205,285 46	\$71,501 64
PKOL	02/15/2011	02/15/2011	138 29572	\$4,053 24	\$5,061 53	\$1,008 29
PKOL	08/10/2009	02/15/2011	700	\$16,590 95	\$25,633 51	\$9,042 56
PKOL	08/10/2009	02/15/2011	500	\$11,850 68	\$18,319 65	\$6,468 97
PKOL	08/10/2009	02/15/2011	1200	\$28,441 62	\$43,991.16	\$15,549 54
PKOL	08/10/2009	02/15/2011	100	\$2,370 14	\$3,671 93	\$1,301 79
PKOL	08/10/2009	02/15/2011	1300	\$30,811 76	\$47,738 22	\$16,926 46
PKOL	08/10/2009	02/15/2011	1300	\$30,811 76	\$47,748 08	\$16,936 32
PKOL	08/10/2009	02/15/2011	1300	\$30,811 76	\$47,738 22	\$16,926 46
PKOL	08/10/2009	02/15/2011	100	\$2,370 14	\$3,671 93	\$1,301 79
UVG	01/12/2010	06/02/2011	9400	\$231,437 98	\$299,186 27	\$67,748 29
VBK	09/05/2008	06/09/2011	1300	\$83,644 18	\$106,106 97	\$22,462 79
VBK	09/05/2008	06/09/2011	3749 79316	\$241,267 98	\$306,102 49	\$64,834 51
VBK	06/09/2011	06/09/2011	1 39713	\$55 55	\$114 05	\$58 50
VBK	12/31/2009	06/09/2011	19 07602	\$1,156 77	\$1,557.21	\$400 44
Long Total			\$2,429,131.08	\$3,748,707.85	\$1,319,576.77	

Bailey Family Foundation, Inc.
 FEIN# 54-1850780
 2011 Capital Gains & Losses
 Schedule D - 13

Description	Date		Quantity	Cost	Net Proceeds	Realized Gains/Losses
	Acquired	Date Sold				
Distribuidora International Or	12/29/2010	8/15/2011	30	\$156 01	\$120 09	(\$35 92)
Intesa Sanpaolo 2011 Rights	5/27/2011	6/6/2011	1023	\$154 78	\$161 02	\$6 24
Repsol SA ADR	6/2/2010	1/27/2011	100	\$1,974 52	\$3,139 86	\$1,165 34
Swiss Reinsurance ADR	5/20/2010	4/7/2011	90	\$3,671 51	\$5,579 89	\$1,908 38
Short Total				\$5,956.82	\$9,000.86	\$3,044.04
Alcatel-Lucent ADR	1/30/2007	7/5/2011	230	\$2,973 88	\$1,363 35	(\$1,610 53)
Alcatel-Lucent ADR	8/2/2007	7/5/2011	140	\$1,665 51	\$829 86	(\$835 65)
Cemex Sa ADR New	9/22/2009	4/4/2011	0.57	\$7 46	\$5 13	(\$2 33)
Distribuidora International Or	9/10/2008	8/15/2011	80	\$482 51	\$320 23	(\$162 28)
Distribuidora International Or	4/8/2010	8/15/2011	60	\$358 17	\$240 17	(\$118 00)
Ericsson Tel ADR	11/28/2007	7/7/2011	90	\$1,072 16	\$1,313 74	\$241 58
Fuji Heavy Inds Ltd ADR	1/30/2007	1/18/2011	50	\$2,637 50	\$4,141 36	\$1,503 86
GlaxoSmithKline PLC ADR	7/27/2007	9/19/2011	40	\$2,015 75	\$1,619 37	(\$396 38)
GlaxoSmithKline PLC ADR	7/27/2007	10/6/2011	30	\$1,511 82	\$1,260 05	(\$251 77)
Nippon Tele & Tel ADR	7/27/2007	10/14/2011	50	\$1,118 89	\$1,245 27	\$126 38
Nokia Corp Spon ADR	10/27/2008	10/27/2011	130	\$1,892 79	\$937 40	(\$955 39)
Nokia Corp Spon ADR	10/27/2008	11/8/2011	380	\$5,532 76	\$2,599 80	(\$2,932 96)
Promise Company ADR	7/31/2007	8/24/2011	320	\$4,317 02	\$1,059 50	(\$3,257 52)
Seven & iHoldings, Ltd Co	12/15/2009	12/14/2011	90	\$1,892 25	\$2,478 61	\$586 36
Swiss Reinsurance ADR	1/30/2007	4/7/2011	130	\$10,822 50	\$8,059 85	(\$2,762 65)
Swisscom Ag ADR	3/29/2007	10/5/2011	30	\$1,081.62	\$1,192 35	\$110 73
Telecom Corp New Zealand ADR	5/28/2004	8/29/2011	200	\$3,924 06	\$2,314 28	(\$1,609 78)
Telecom Corp New Zealand ADR	5/28/2004	9/16/2011	139	\$2,727 22	\$1,462 68	(\$1,264 54)
Telefon De Mexico L ADR	6/4/2004	10/14/2011	300	\$2,767 90	\$4,710 99	\$1,943 09
Unicredito Ital	7/23/2008	8/19/2011	1389 48	\$8,732 86	\$1,796 87	(\$6,935 99)
Unicredito Ital	5/21/2009	8/19/2011	253 52	\$635 30	\$327 86	(\$307 44)
Wm Morrison Supermarket	9/2/2005	12/22/2011	170	\$574 48	\$847 40	\$272 92
Wolseley PLC ADR	5/20/2008	12/5/2011	530	\$4,586 72	\$1,582 82	(\$3,003 90)
Wolters Kluwer Spon ADR	6/4/2004	5/24/2011	0 84	\$14 81	\$18 41	\$3 60
Long Total				\$63,345.94	\$41,727.35	(\$21,618.59)

Bailey Family Foundation, Inc.
 FEIN# 54-1850780
 2011 Capital Gains & Losses
 Schedule D - 14

Description	Date		Quantity	Cost	Net Proceeds	Realized Gains/Losses
	Acquired	Date Sold				
Diamond Hill Long-Short	9/16/2010	3/17/2011	26713.21	\$418,646 00	\$447,396 39	\$28,750 39
Diamond Hill Long-Short	12/30/2010	3/17/2011	8.61	\$141 10	\$144 18	\$3.08
Highbridge Statistical Market	9/16/2010	3/17/2011	2066.01	\$31,300 00	\$31,258 69	(\$41 31)
Short Total				\$450,087.10	\$478,799.26	\$28,712.16
Highbridge Statistical Market	11/20/2008	3/17/2011	22039.62	\$356,160 18	\$333,459 37	(\$22,700 81)
Highbridge Statistical Market	12/22/2008	3/17/2011	37.79	\$619 33	\$571.72	(\$47 61)
Long Total				\$356,779.51	\$334,031.09	(\$22,748.42)

Bailey Family Foundation, Inc.
FEIN# 54-1850780
2011 Capital Gains & Losses
Schedule D - 15

Description	Date		Quantity	Cost	Net Proceeds	Realized Gains/Losses
	Acquired	Date Sold				
Eagle Mid Cap Growth Fund	3/30/2010	1/7/2011	125 55	\$3,252 97	\$4,000 00	\$747 03
Managers Bond Fund	9/21/2010	7/6/2011	227 36	\$5,920 43	\$6,000 00	\$79 57
Short Total				\$9,173.40	\$10,000.00	\$826.60
Eagle Mid Cap Growth Fund	3/30/2010	4/5/2011	179 8	\$4,658 67	\$6,000 00	\$1,341 33
Eagle Mid Cap Growth Fund	3/30/2010	10/5/2011	190 84	\$4,944 66	\$5,000 00	\$55 34
Long Total				\$9,603.33	\$11,000.00	\$1,396.67

Bailey Family Foundation, Inc
 FEIN# 54-1850780
 2011 Capital Gains & Losses
 Schedule D - 16

Description	Date		Quantity	Cost	Net Proceeds	Realized Gains/Losses
	Acquired	Date Sold				
Oppenheimer International	12/14/2010	3/17/2011	1038.07	\$24,716.41	\$23,242.34	(\$1,474.07)
Thornburg International Value	9/17/2010	7/6/2011	66.03	\$1,724.13	\$1,973.00	\$248.87
Short Total				\$26,440.54	\$25,215.34	(\$1,225.20)
Oppenheimer International	12/4/2007	3/17/2011	271.59	\$7,474.18	\$6,080.92	(\$1,393.26)
Oppenheimer International	12/4/2007	3/17/2011	1650.67	\$45,426.41	\$36,958.48	(\$8,467.93)
Oppenheimer International	12/4/2007	3/17/2011	6849.19	\$188,489.58	\$153,353.26	(\$35,136.32)
Oppenheimer International	12/28/2007	3/17/2011	1505.34	\$40,388.23	\$33,704.52	(\$6,683.71)
Oppenheimer International	12/10/2009	3/17/2011	1150.39	\$21,638.86	\$25,757.25	\$4,118.39
Long Total				\$303,417.26	\$255,854.43	(\$47,562.83)

Bailey Family Foundation, Inc.
 FEIN# 54-1850780
 2011 Capital Gains & Losses
 Schedule D - 18

Description	Date		Quantity	Cost	Net	Realized
	Acquired	Date Sold			Proceeds	Gains/Losses
Anadarko Petroleum Corp	6/21/2010	2/1/2011	100	\$4,391.07	\$7,815.20	\$3,424.13
Anadarko Petroleum Corp	6/21/2010	2/10/2011	200	\$8,782.13	\$15,285.90	\$6,503.77
Constellation Energy Co	12/28/2010	8/2/2011	500	\$15,688.43	\$19,094.33	\$3,405.90
Constellation Energy Co	12/28/2010	10/18/2011	500	\$15,688.42	\$19,012.78	\$3,324.36
Fushi Copperweld Inc	11/18/2010	8/10/2011	700	\$7,252.55	\$3,803.89	(\$3,448.66)
Hospira	12/7/2010	9/20/2011	100	\$5,527.94	\$3,829.41	(\$1,698.53)
ITT Industries	8/12/2011	11/8/2011	250	\$4,400.49	\$4,924.97	\$524.48
ITT Industries	9/9/2011	11/8/2011	50	\$823.97	\$985.00	\$161.03
Navistar International	9/23/2011	11/8/2011	120	\$4,125.62	\$5,087.89	\$962.27
Redwood Trust	2/15/2011	8/8/2011	2000	\$32,970.35	\$23,911.19	(\$9,059.16)
Reinsurance Group Of America	9/27/2010	9/19/2011	500	\$24,138.55	\$25,005.12	\$866.57
Short Total				\$123,789.52	\$128,755.68	\$4,966.16
Ameren Corporation	12/7/2009	12/6/2011	350	\$9,460.31	\$11,272.09	\$1,811.78
Ameren Corporation	2/16/2010	12/6/2011	200	\$5,006.95	\$6,441.21	\$1,434.26
Ameren Corporation	3/25/2010	12/6/2011	60	\$1,528.14	\$1,932.36	\$404.22
Baxter International Inc	12/4/2008	9/13/2011	80	\$4,268.70	\$4,253.98	(\$14.72)
East West Bancorp	5/1/2009	1/27/2011	430	\$2,989.59	\$9,349.70	\$6,360.11
East West Bancorp	5/1/2009	9/26/2011	1000	\$6,952.52	\$14,971.94	\$8,019.42
East West Bancorp	1/28/2010	9/26/2011	500	\$8,512.00	\$7,485.98	(\$1,026.02)
Freeport McMoran Copper & Gold	11/9/2009	12/16/2011	240	\$9,948.97	\$9,051.26	(\$897.71)
Fushi Copperweld Inc	3/9/2010	6/17/2011	500	\$5,743.08	\$2,306.41	(\$3,436.67)
Fushi Copperweld Inc	3/9/2010	8/10/2011	800	\$9,188.94	\$4,347.29	(\$4,841.65)
Fushi Copperweld Inc	3/11/2010	8/10/2011	500	\$6,033.85	\$2,717.06	(\$3,316.79)
Goldman Sachs Group Inc	9/17/2008	8/11/2011	80	\$8,068.60	\$9,428.97	\$1,360.37
Hospira	6/1/2010	9/20/2011	450	\$23,217.21	\$17,232.35	(\$5,984.86)
Huntsman Corporation	8/31/2009	11/11/2011	150	\$1,289.64	\$1,758.02	\$468.38
Huntsman Corporation	8/31/2009	12/6/2011	200	\$1,719.52	\$2,068.80	\$349.28
Huntsman Corporation	5/10/2010	12/6/2011	50	\$533.04	\$517.20	(\$15.84)
Micron Technology Inc	12/4/2009	2/17/2011	970	\$8,273.49	\$11,464.63	\$3,191.14
Mueller Water Products Series	6/23/2008	8/3/2011	790	\$6,735.15	\$1,975.55	(\$4,759.60)
Mueller Water Products Series	12/4/2008	8/3/2011	1420	\$8,324.13	\$3,551.00	(\$4,773.13)
Mueller Water Products Series	12/4/2008	8/8/2011	980	\$5,744.82	\$2,049.15	(\$3,695.67)
Mueller Water Products Series	3/6/2009	8/8/2011	270	\$451.90	\$564.57	\$112.67
Mueller Water Products Series	3/18/2009	8/8/2011	650	\$1,800.82	\$1,359.13	(\$441.69)
Mueller Water Products Series	8/5/2010	8/8/2011	3100	\$10,517.64	\$6,482.00	(\$4,035.64)
Navistar International	5/5/2009	11/8/2011	210	\$8,676.14	\$8,903.81	\$227.67
Navistar International	12/18/2009	11/8/2011	220	\$7,715.53	\$9,327.81	\$1,612.28
Newfield Exploration Co	12/4/2008	6/1/2011	100	\$1,904.75	\$7,343.94	\$5,439.19
Newfield Exploration Co	2/17/2010	6/1/2011	100	\$5,069.95	\$7,343.95	\$2,274.00
PPL Corporation	5/7/2010	11/2/2011	100	\$2,494.27	\$2,943.05	\$448.78
Rayonier	12/4/2008	6/14/2011	20	\$592.30	\$1,241.01	\$648.71
Rayonier	12/8/2008	6/14/2011	220	\$6,493.23	\$13,651.13	\$7,157.90
W R Grace & Company	1/30/2009	7/28/2011	300	\$1,720.32	\$15,308.12	\$13,587.80
W R Grace & Company	7/28/2009	7/28/2011	100	\$1,688.60	\$5,102.70	\$3,414.10
Long Total				\$182,664.10	\$203,746.17	\$21,082.07

Bailey Family Foundation, Inc.
 FEIN# 54-1850780
 2011 Capital Gains & Losses
 Schedule D - 24

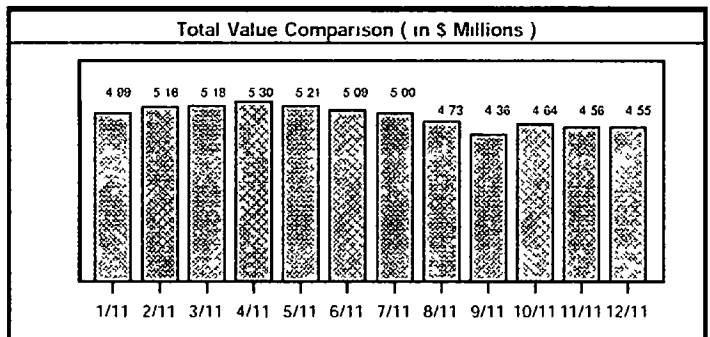

Description	Date		Quantity	Cost	Net Proceeds	Realized Gains/Losses
	Acquired	Date Sold				
iShares Malaysia	11/12/2010	3/9/2011	2642	\$36,715 54	\$38,027 50	\$1,311 96
iShares MSCI Australia Index	11/12/2010	3/9/2011	1481	\$36,652 30	\$37,754 48	\$1,102 18
iShares MSCI Canada Index	6/7/2010	5/5/2011	2586	\$67,018 55	\$83,691 92	\$16,673 37
iShares MSCI Germany	11/12/2010	3/9/2011	3082	\$73,341 14	\$79,123 88	\$5,782 74
iShares MSCI Switzerland Index	6/7/2011	10/11/2011	2975	\$82,693 59	\$67,078 69	(\$15,614 90)
iShares MSCI Thailand Invest M	5/10/2011	10/11/2011	1344	\$93,465 37	\$77,688 62	(\$15,776 75)
iShares S&P SmallCap 600/Barra	3/9/2011	8/3/2011	1035	\$79,502 48	\$76,975 04	(\$2,527 44)
iShares Silver Trust	11/12/2010	5/5/2011	2882	\$73,539 18	\$105,952.62	\$32,413 44
Spider S&P Oil & Gas Explorati	3/9/2011	10/11/2011	1341	\$79,355 95	\$63,598 96	(\$15,756 99)
Short Total				\$622,284.10	\$629,891.71	\$7,607.61
iShares Dow Jones US Basic Ma	3/3/2010	6/7/2011	1075	\$66,637 54	\$82,317 07	\$15,679 53
iShares Dow Jones Transportati	4/4/2008	3/9/2011	943	\$84,061 65	\$88,261 16	\$4,199 51
iShares S&P Latin America 40	1/12/2010	3/9/2011	1505	\$73,451 45	\$78,577 11	\$5,125 66
Ishares Tr S&P Midcap	6/13/2008	8/3/2011	976	\$84,137 50	\$88,242 60	\$4,105 10
Rydex S&P Equal Weight Technol	3/3/2010	5/5/2011	1466	\$66,770 99	\$85,292 62	\$18,521 63
Long Total				\$375,059.13	\$422,690.56	\$47,631.43

Fiscal Statement Link Service

THE BAILEY FAMILY FOUNDATION
 INC
 4004 GENESEE PL STE 101
 WOODBRIDGE VA 22192-8304

Bailey Family Foundation, Inc
 FEIN# 54-1850780
 2011 Investment Assets
 Schedule L-1

Relationship Value as of December 31, 2011
 \$4,553,571.36



Realized Capital Gain and Loss Summary*

	Current Fiscal Year (12/11)	Prior Fiscal Year (12/10)
Short Term	(88,880.03)	121,628.40
Long Term	437,310.66	167,846.43

* Excludes transactions for which we have insufficient data

Unrealized Capital Gain and Loss Summary*

	Current Fiscal Year (12/11)	Prior Fiscal Year (12/10)
Short Term	(148,128.47)	185,041.65
Long Term	86,074.26	570,046.03

* Excludes transactions for which we have insufficient data

Fiscal Statement Link Service

Bailey Family Foundation, Inc
FEIN# 54-1850780
2011 Investment Assets
Schedule L-1

LINKED STATEMENT SUMMARY

Account Number	Account Type	Account Name	Page	TOTAL VALUE	GAINS AND LOSSES	
				End of Fiscal Year 12/31/11	Fiscal Year Realized	Fiscal Year Unrealized
86Q-04158	EMA		6 - 39	1,247,487 11	(57,924 35)	(12,499 50)
86Q-04075	EMA		40 - 63	500,583 24	33,302 22	(4,405 45)
86Q-04149	EMA		64 - 89	542,785 56	99,539 87	(32,762 52)
86Q-04173	EMA		90 - 119	2,262,715 45	273,512 89	(12,386 74)

Fiscal Statement Link Service

Total Relationship Value As Of 12/31/11 **\$4,553,571.36**

THE BAILEY FAMILY FOUNDATION
INC
4004 GENESEE PL STE 101
WOODBIDGE VA 22192-8304

Bailey Family Foundation, Inc
FEIN# 54-1850780
2011 Investment Assets
Schedule L-1

ACTIVITY SUMMARY

ANNUAL PORTFOLIO SUMMARY

	Fiscal Year Value 12/2011
Credits	
Sales	5,552,071.22
Income	135,921.64
Funds Received	0.00
Electronic Tfrs	0.00
Other Credits	6,951.79
Total Credits	5,694,944.65
Debits	
Purchases	5,555,636.61
Withdrawals	0.00
Electronic Tfrs	0.00
Fees	150.00
Checks	0.00
Interest Charged	0.00
Other Debits	109,839.55
Total Debits	5,665,626.16
Net Activity	29,318.49

	Fiscal Year Value 12/31/11	Current Portfolio Cost Basis	Unrealized Gains/(Losses)
Cash/Money Accounts	214,889.65	214,889.65	0.00
CD's/Equivalents	0.00	0.00	0.00
Government Securities	0.00	0.00	0.00
Corporate Bonds	0.00	0.00	0.00
Municipal Bonds	0.00	0.00	0.00
Equities	1,581,374.15	1,615,331.17	(33,957.02)
Mut Funds/CEF/UIT	2,501,763.21	2,518,444.34	(16,681.13)
Options	0.00	0.00	0.00
Other	255,544.35	266,960.41	(11,416.06)
Long Market Value	4,553,571.36	4,615,625.57	(62,054.21)
Debit Balance	0.00	0.00	0.00
Short Market Value	0.00	0.00	0.00
Estimated Accrued Int	0.00	0.00	0.00
Net Portfolio Value	4,553,571.36	4,615,625.57	(62,054.21)

INCOME SUMMARY

	Current Year (12/11)
Interest	880.18
Dividends	135,041.46
Total	135,921.64
Accrued Interest Earned	0.00
Accrued Interest Paid	0.00

PLEASE NOTE

4,553,571.36 +
-214,839.65 +

4,338,681.71 =
4,338,681.71 +
52,783.53 +

4,391,465.24 =

Bailey Family Foundation, Inc
 FEIN# 54-1850780
 2011 Investment Assets
 Schedule L-1

Fiscal Statement Link Service

THE BAILEY FAMILY FOUNDATION

MONTHLY ACTIVITY SUMMARY

	1 /11	2 /11	3 /11	4 /11	5 /11	6 /11	
Credits							
Sales	121,348.23	718,827.88	319,790.55	40,425.86	80,587.13	1,124,332.27	
Income	7,413.11	8,183.15	6,325.63	9,101.09	7,397.08	6,307.62	
Funds Received	0.00	0.00	0.00	0.00	0.00	0.00	
Electronic Trfs	0.00	0.00	0.00	0.00	0.00	0.00	
Other Credits	0.00	0.00	0.00	2.50	4.20	13.23	
Total Credits	128,761.34	727,011.03	326,116.18	49,529.45	87,988.41	1,130,653.12	
Debits							
Purchases	118,505.98	704,145.77	154,501.62	220,273.80	172,324.32	753,841.20	
Withdrawals	0.00	0.00	0.00	0.00	0.00	0.00	
Electronic Trfs	0.00	0.00	0.00	0.00	0.00	0.00	
Fees	0.00	0.00	0.00	0.00	0.00	0.00	
Checks	0.00	0.00	0.00	0.00	0.00	0.00	
Interest Charged	0.00	0.00	0.00	0.00	0.00	0.00	
Other Debits	16,731.14	1,833.83	1,908.88	18,135.06	2,199.15	2,377.18	
Total Debits	135,237.12	705,979.60	156,410.50	238,408.86	174,523.47	756,218.38	
Net Activity	(6,475.78)	21,031.43	169,705.68	(188,879.41)	(86,535.06)	374,434.74	
	7 /11	8 /11	9 /11	10 /11	11 /11	12 /11	TOTAL
Credits							
Sales	348,531.27	746,072.30	652,468.64	533,994.53	732,803.80	132,888.76	5,552,071.22
Income	13,009.53	6,986.95	4,702.01	11,733.86	5,826.61	48,935.00	135,921.64
Funds Received	0.00	0.00	0.00	0.00	0.00	0.00	0.00
Electronic Trfs	0.00	0.00	0.00	0.00	0.00	0.00	0.00
Other Credits	0.00	3.47	42.58	4,250.00	2,635.81	0.00	6,951.79
Total Credits	361,540.80	753,062.72	657,213.23	549,978.39	741,266.22	181,823.76	5,694,944.65
Debits							
Purchases	385,207.52	234,713.02	287,446.25	1,201,682.35	1,083,024.83	239,969.95	5,555,636.61
Withdrawals	0.00	0.00	0.00	0.00	0.00	0.00	0.00
Electronic Trfs	0.00	0.00	0.00	0.00	0.00	0.00	0.00
Fees	150.00	0.00	0.00	0.00	0.00	0.00	150.00
Checks	0.00	0.00	0.00	0.00	0.00	0.00	0.00
Interest Charged	0.00	0.00	0.00	0.00	0.00	0.00	0.00
Other Debits	18,249.49	1,448.38	1,274.15	20,529.83	1,009.95	24,142.51	109,839.55
Total Debits	403,607.01	236,161.40	288,720.40	1,222,212.18	1,084,034.78	264,112.46	5,665,626.16
Net Activity	(42,066.21)	516,901.32	368,492.83	(672,233.79)	(342,768.56)	(82,288.70)	29,318.49

Bailey Family Foundation, Inc
 FEIN# 54-1850780
 2011 Investment Assets
 Schedule L-1

Fiscal Statement Link Service

THE BAILEY FAMILY FOUNDATION

MONTHLY PORTFOLIO SUMMARY

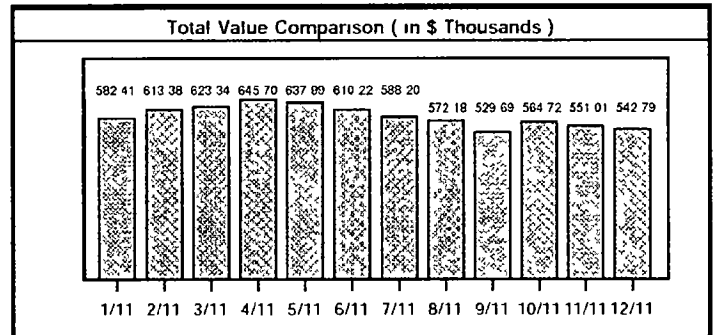
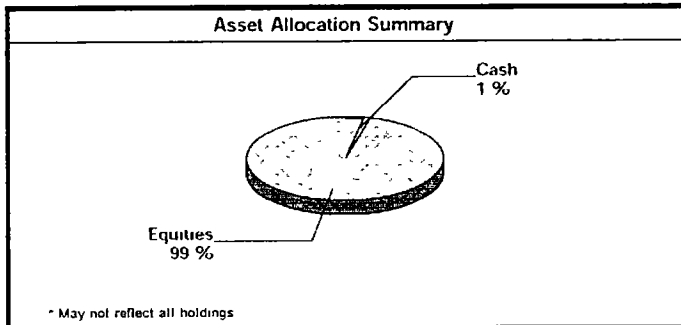
	1 /11	2 /11	3 /11	4 /11	5 /11	6 /11
Cash/Money Accounts	179,095 38	200,126 81	369 832 49	180,953 08	94,418 02	468,852 76
CD's/Equivalents	0 00	0 00	0 00	0 00	0 00	0 00
Government Securities	0 00	0 00	0 00	0 00	0 00	0 00
Corporate Bonds	0 00	0 00	0 00	0 00	0 00	0 00
Municipal Bonds	0 00	0 00	0 00	0 00	0 00	0 00
Equities	2,203,610 70	2,351,621 68	2,190,979 81	2,352,706 57	2,481,330 02	2,094,044 82
Mut Funds/CEF/UIT	2,466,895 94	2,380,476 91	2,373,826 17	2,434,023 60	2,330,394 30	2,217,373 86
Options	0 00	0 00	0 00	0 00	0 00	0 00
Other	137,412 00	229,239 25	241,473 91	328,741 55	303,151 08	306,422 17
Long Market Value	4,987,014 02	5,161,464 65	5,176,112 38	5,296,424 80	5,209,293 42	5,086,693 61
Short Market Value	0 00	0 00	0 00	0 00	0 00	0 00
Debit Balance	0 00	0 00	0 00	0 00	0 00	0 00
Estimated Accrued Interest	0 00	0 00	0 00	0 00	0 00	0 00
Net Portfolio Value	4,987,014 02	5,161,464 65	5,176,112 38	5,296,424 80	5,209,293 42	5,086,693 61
	7 /11	8 /11	9 /11	10/11	11/11	12/11
Cash/Money Accounts	426,786 55	943,687 87	1,312,180 70	639,946 91	297,178 35	214,889 65
CD's/Equivalents	0 00	0 00	0 00	0 00	0 00	0 00
Government Securities	0 00	0 00	0 00	0 00	0 00	0 00
Corporate Bonds	0 00	0 00	0 00	0 00	0 00	0 00
Municipal Bonds	0 00	0 00	0 00	0 00	0 00	0 00
Equities	2,074,753 26	1,696,958 34	1,161,248 48	1,094,209 07	1,422,718 19	1,581,374 15
Mut Funds/CEF/UIT	2,182,610 77	1,697,317 26	1,528,087 96	2,510,395 15	2,536,746 12	2,501,763 21
Options	0 00	0 00	0 00	0 00	0 00	0 00
Other	318,774 80	394,206 49	361,841 51	396,857 44	308,165 17	255,544 35
Long Market Value	5,002,925 38	4,732,169 96	4,363,358 65	4,641,408 57	4,564,807 83	4,553,571 36
Short Market Value	0 00	0 00	0 00	0 00	0 00	0 00
Debit Balance	0 00	0 00	0 00	0 00	0 00	0 00
Estimated Accrued Interest	0 00	0 00	0 00	0 00	0 00	0 00
Net Portfolio Value	5,002,925 38	4,732,169 96	4,363,358 65	4,641,408 57	4,564,807 83	4,553,571 36

EMATM Fiscal Statement

THE BAILEY FAMILY FOUNDATION
 INC
 4004 GENESEE PL STE 101
 WOODBRIDGE VA 22192-8304

Bailey Family Foundation, Inc
 FEIN# 54-1850780
 2011 Investment Assets
 Schedule L-2

Account Value as of December 31, 2011
 \$542,785.56



Realized Capital Gain and Loss Summary*

	Current Fiscal Year (12/11)	Prior Fiscal Year (12/10)
Short Term	16,641.98	(3,656.93)
Long Term	82,897.89	15,226.14

* - Excludes transactions for which we have insufficient data

Unrealized Capital Gain and Loss Summary*

	Current Fiscal Year (12/11)	Prior Fiscal Year (12/10)
Short Term	(32,762.52)	31,446.13
Long Term	0.00	69,672.81

* - Excludes transactions for which we have insufficient data

EMATM Fiscal Statement

Total Account Value As Of 12/31/11 \$542,785.56

THE BAILEY FAMILY FOUNDATION
INC
4004 GENESEE PL STE 101
WOODBIDGE VA 22192-8304

Bailey Family Foundation, Inc
FEIN# 54-1850780
2011 Investment Assets
Schedule L-2

ACTIVITY SUMMARY

ANNUAL PORTFOLIO SUMMARY

	Fiscal Year Value 12/11
Credits	
Sales	708,846 02
Income	8,953 62
Funds Received	0 00
Electronic Tfrs	0 00
Other Credits	4 20
Total Credits	717,803 84
Debits	
Purchases	760,171 77
Withdrawals	0 00
Electronic Tfrs	0 00
Fees	0 00
Checks	0 00
Visa Transactions	0 00
Interest Charged	0 00
Other Debits	13,070 84
Total Debits	773,242 61
Net Activity	(55,438 77)

	Fiscal Year Value 12/31/11	Current Portfolio Cost Basis	Unrealized Gains/(Losses)
Cash/Money/Accounts	946.91	946.91	0.00
CD's/Equivalents	0.00	0.00	0.00
Government Securities	0.00	0.00	0.00
Corporate Bonds	0.00	0.00	0.00
Municipal Bonds	0.00	0.00	0.00
Equities	541,838.65	574,601.17	(32,762.52)
Mut Funds/CEF/UIT	0.00	0.00	0.00
Options	0.00	0.00	0.00
Other	0.00	0.00	0.00
Long Market Value	542,785.56	575,548.08	(32,762.52)
Short Market Value	0.00	0.00	0.00
Debit Balance	0.00	0.00	0.00
Estimated Accrued Int	0.00	0.00	0.00
Net Portfolio Value	542,785.56	575,548.08	(32,762.52)

INCOME SUMMARY

	Current Year (12/11)
Interest	94 29
Dividends	8,859 33
Total	8,953 62
Accrued Interest Earned	0 00
Accrued Interest Paid	0 00

PLEASE NOTE

- o This fiscal year end statement is for information purposes and should be used in conjunction with your monthly statements. This statement does not reflect any pending trades or dividend reclassifications. Please consult your tax advisor regarding any tax planning and reporting requirements.

Bailey Family Foundation, Inc
 FEIN# 54-1850780
 2011 Investment Assets
 Schedule L-2

EMA Fiscal Statement

THE BAILEY FAMILY FOUNDATION

MONTHLY ACTIVITY SUMMARY

	1 /11	2 /11	3 /11	4 /11	5 /11	6 /11	
Credits							
Sales	56,061.60	6,852.97	0.00	8,613.02	0.00	65,557.14	
Income	166.94	1,282.39	857.34	365.66	978.65	634.01	
Funds Received	0.00	0.00	0.00	0.00	0.00	0.00	
Electronic Tfrs	0.00	0.00	0.00	0.00	0.00	0.00	
Other Credits	0.00	0.00	0.00	0.00	4.20	0.00	
Total Credits	56,228.54	8,135.36	857.34	8,978.68	982.85	66,191.15	
Debits							
Purchases	47,147.63	61,339.84	3,338.88	0.00	1,056.00	17,986.40	
Withdrawals	0.00	0.00	0.00	0.00	0.00	0.00	
Electronic Tfrs	0.00	0.00	0.00	0.00	0.00	0.00	
Fees	0.00	0.00	0.00	0.00	0.00	0.00	
Checks	0.00	0.00	0.00	0.00	0.00	0.00	
Visa Transactions	0.00	0.00	0.00	0.00	0.00	0.00	
Interest Charged	0.00	0.00	0.00	0.00	0.00	0.00	
Other Debits	3,158.07	12.20	42.46	3,311.88	2.10	2.10	
Total Debits	50,305.70	61,352.04	3,381.34	3,311.88	1,058.10	17,988.50	
Net Activity	5,922.84	(53,216.68)	(2,524.00)	5,666.80	(75.25)	48,202.65	
	7 /11	8 /11	9 /11	10/11	11/11	12/11	TOTAL
Credits							
Sales	0.00	72,436.28	22,137.43	65,579.57	411,608.01	0.00	708,846.02
Income	368.85	1,659.28	673.53	420.90	943.39	602.68	8,953.62
Funds Received	0.00	0.00	0.00	0.00	0.00	0.00	0.00
Electronic Tfrs	0.00	0.00	0.00	0.00	0.00	0.00	0.00
Other Credits	0.00	0.00	0.00	0.00	0.00	0.00	4.20
Total Credits	368.85	74,095.56	22,810.96	66,000.47	412,551.40	602.68	717,803.84
Debits							
Purchases	0.00	70,602.54	0.00	0.00	558,700.48	0.00	760,171.77
Withdrawals	0.00	0.00	0.00	0.00	0.00	0.00	0.00
Electronic Tfrs	0.00	0.00	0.00	0.00	0.00	0.00	0.00
Fees	0.00	0.00	0.00	0.00	0.00	0.00	0.00
Checks	0.00	0.00	0.00	0.00	0.00	0.00	0.00
Visa Transactions	0.00	0.00	0.00	0.00	0.00	0.00	0.00
Interest Charged	0.00	0.00	0.00	0.00	0.00	0.00	0.00
Other Debits	3,430.90	15.10	2.10	3,093.93	0.00	0.00	13,070.84
Total Debits	3,430.90	70,617.64	2.10	3,093.93	558,700.48	0.00	773,242.61
Net Activity	(3,062.05)	3,477.92	22,808.86	62,906.54	(146,149.08)	602.68	(55,438.77)

Bailey Family Foundation, Inc
 FEIN# 54-1850780
 2011 Investment Assets
 Schedule L-2

EMA Fiscal Statement

THE BAILEY FAMILY FOUNDATION

MONTHLY PORTFOLIO SUMMARY

	1 /11	2 /11	3 /11	4 /11	5 /11	6 /11
Cash/Money Accounts	62,308.52	9,091.84	6,567.84	12,234.64	12,159.39	60,362.04
CD's/Equivalents	0.00	0.00	0.00	0.00	0.00	0.00
Government Securities	0.00	0.00	0.00	0.00	0.00	0.00
Corporate Bonds	0.00	0.00	0.00	0.00	0.00	0.00
Municipal Bonds	0.00	0.00	0.00	0.00	0.00	0.00
Equities	466,263.33	548,726.89	561,329.47	576,992.72	569,065.61	494,471.87
Mut Funds/CEF/UIT	53,842.91	55,560.28	55,447.15	56,469.24	56,763.06	55,390.57
Options	0.00	0.00	0.00	0.00	0.00	0.00
Other	0.00	0.00	0.00	0.00	0.00	0.00
Long Market Value	582,414.76	613,379.01	623,344.46	645,696.60	637,988.06	610,224.48
Short Market Value	0.00	0.00	0.00	0.00	0.00	0.00
Debit Balance	0.00	0.00	0.00	0.00	0.00	0.00
Estimated Accrued Interest	0.00	0.00	0.00	0.00	0.00	0.00
Net Portfolio Value	582,414.76	613,379.01	623,344.46	645,696.60	637,988.06	610,224.48
	7 /11	8 /11	9 /11	10/11	11/11	12/11
Cash/Money Accounts	57,299.99	60,777.91	83,586.77	146,493.31	344.23	946.91
CD's/Equivalents	0.00	0.00	0.00	0.00	0.00	0.00
Government Securities	0.00	0.00	0.00	0.00	0.00	0.00
Corporate Bonds	0.00	0.00	0.00	0.00	0.00	0.00
Municipal Bonds	0.00	0.00	0.00	0.00	0.00	0.00
Equities	476,974.01	425,650.05	363,246.81	360,257.95	550,669.69	541,838.65
Mut Funds/CEF/UIT	53,924.00	85,756.92	82,861.20	57,966.85	0.00	0.00
Options	0.00	0.00	0.00	0.00	0.00	0.00
Other	0.00	0.00	0.00	0.00	0.00	0.00
Long Market Value	588,198.00	572,184.88	529,694.78	564,718.11	551,013.92	542,785.56
Short Market Value	0.00	0.00	0.00	0.00	0.00	0.00
Debit Balance	0.00	0.00	0.00	0.00	0.00	0.00
Estimated Accrued Interest	0.00	0.00	0.00	0.00	0.00	0.00
Net Portfolio Value	588,198.00	572,184.88	529,694.78	564,718.11	551,013.92	542,785.56

Bailey Family Foundation, Inc
 FEIN# 54-1850780
 2011 Investment Assets
 Schedule L-2

EMA Fiscal Statement

THE BAILEY FAMILY FOUNDATION

CURRENT PORTFOLIO SUMMARY

Quantity	Security Description	Date Acquired	Total/Adj Cost Basis	Fiscal Year Value 12/31/11	Unrealized Gain or (Loss)	Est Accrued Interest	Est Annual Income
Cash and Money Funds							
	CASH		42.91	42.91			
715	ML BANK DEPOSIT PROGRAM	11/03/11	715.00	715.00			1.07
189	ISA CAPITAL ONE BK USA		189.00	189.00			0.15
	Total Cash and Money Funds		946.91	946.91			1.22

CURRENT PORTFOLIO SUMMARY

Quantity	Security Description	Date Acquired	Total/Adj Cost Basis	Fiscal Year Value 12/31/11	Unrealized Gain or (Loss)	Est Annual Income
Equities						
234	AFFILIATED MANAGERS GRP	10/28/11	23,061.66	22,452.30	(609.36)	
255	ALEXION PHARMS INC	10/28/11	17,239.02	18,232.50	993.48	
280	AMETEK INC NEW	10/28/11	11,518.47	11,788.00	269.53	68.00
203	ALLERGAN INC	10/28/11	17,240.79	17,811.22	570.43	41.00
355	ALLEGHENY TECH INC	10/28/11	17,296.74	16,969.00	(327.74)	256.00
354	AVAGO TECHNOLOGIES LTD	10/28/11	11,546.35	10,216.44	(1,329.91)	170.00
981	ALKERMES PLC NEW	10/28/11	17,378.51	17,030.16	(348.35)	
43	APPLE INC	08/11/11	15,900.69	17,415.00	1,514.31	
409	CROWN CASTLE INTL CORP	10/28/11	17,279.43	18,323.20	1,043.77	

EMA Fiscal Statement

Bailey Family Foundation, Inc
 FEIN# 54-1850780
 2011 Investment Assets
 Schedule L-2

THE BAILEY FAMILY FOUNDATION

CURRENT PORTFOLIO SUMMARY

Quantity	Security Description	Date Acquired	Total/Adj Cost Basis	Fiscal Year Value 12/31/11	Unrealized Gain or (Loss)	Est Annual Income
Equities						
261	CELGENE CORP COM	10/28/11	17,233 83	17,643 60	409 77	
243	COPA HOLDINGS S A CL A	10/28/11	17,227 63	14,256 81	(2,970 82)	399 00
327	CAMERON INTL CORP	10/28/11	17,265 60	16,085 13	(1,180 47)	
404	DISCOVERY COMMUNICATN INC SERIES A	10/28/11	17,264 78	16,551 88	(712 90)	
378	EXPRESS SCRIPTS INC COM	10/28/11	17,304 05	16 892 82	(411 23)	
228	EQUINIX INC	10/28/11	22,983 72	23,119 20	135 48	
442	ENSCO PLC-SPON ADR	10/28/11	23,097 55	20,738 64	(2,358 91)	619 00
785	EMBRAER S A SPONSRD ADR	10/28/11	23,034 49	19,797 70	(3,236 79)	
415	FRESH MKT INC COMMON STOCK	10/28/11	17,356 46	16,558 50	(797 96)	
28	GOOGLE INC CL A	10/28/11	16,770 10	18,085 20	1,315 10	
1,913	GT ADVANCED TECHNOLOGIES INC COM	10/28/11	17,361 43	13 850 12	(3,511 31)	
280	HERBALIFE LTD	10/28/11	17,304 39	14,467 60	(2,836 79)	203 00
233	IDEXX LAB INC DEL S0 10	10/28/11	17 267 23	17,931 68	664 45	
365	INFORMATICA CORP CA	10/28/11	17,327 72	13,479 45	(3,848 27)	
425	IPG PHOTONICS CORP DEL	10/28/11	23,113 24	14,394 75	(8,718 49)	

EMA Fiscal Statement

Bailey Family Foundation, Inc
 FEIN# 54-1850780
 2011 Investment Assets
 Schedule L-2

THE BAILEY FAMILY FOUNDATION

CURRENT PORTFOLIO SUMMARY

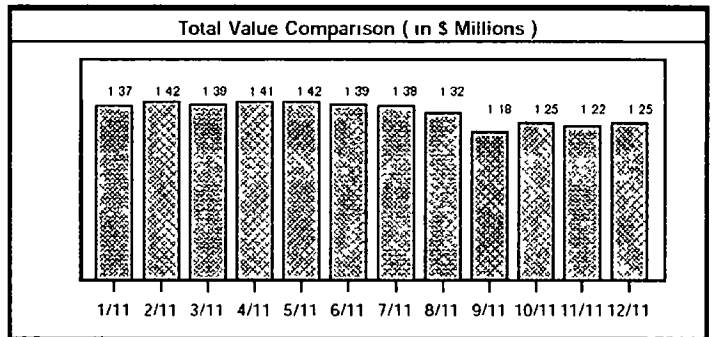

Quantity	Security Description	Date Acquired	Total/Adj Cost Basis	Fiscal Year Value 12/31/11	Unrealized Gain or (Loss)	Est Annual Income
Equities						
355	LAS VEGAS SANDS CORP	10/28/11	17,294.39	15,169.15	(2,125.24)	
608	LAZARD LTD CL A	10/28/11	17,303.01	15,874.88	(1,428.13)	390.00
44	PRICELINE COM INC	10/28/11	23,059.15	20,579.24	(2,479.91)	
195	PIONEER NATURAL RES CO	10/28/11	17,276.12	17,448.60	172.48	16.00
410	RACKSPACE HOSTING INC	10/28/11	17,281.79	17,634.10	352.31	
399	SPX CORP COM	10/28/11	23,144.95	24,047.73	902.78	399.00
131	SM ENERGY CO SHS	10/28/11	11,504.38	9,576.10	(1,928.28)	14.00
605	TAL INTL GROUP INC	10/28/11	17,363.50	17,417.95	54.45	1,259.00
	Total Equities		574,601.17	541,838.65	(32,762.52)	3,834.00

EMATM Fiscal Statement

THE BAILEY FAMILY FOUNDATION
 INC
 4004 GENESEE PL STE 101
 WOODBRIDGE VA 22192-8304

Bailey Family Foundation, Inc
 FEIN# 54-1850780
 2011 Investment Assets
 Schedule L-3

Account Value as of December 31, 2011
 \$1,247,487.11



Realized Capital Gain and Loss Summary*

	Current Fiscal Year (12/11)	Prior Fiscal Year (12/10)
Short Term	(23,320 05)	60,678 41
Long Term	(34,604 30)	55,538 67

* - Excludes transactions for which we have insufficient data

Unrealized Capital Gain and Loss Summary*

	Current Fiscal Year (12/11)	Prior Fiscal Year (12/10)
Short Term	(27,208 50)	106,109 00
Long Term	14,709 00	(22,535 98)

* - Excludes transactions for which we have insufficient data

EMA Fiscal Statement

Total Account Value As Of 12/31/11 \$1,247,487.11

Bailey Family Foundation, Inc
 FEIN# 54-1850780
 2011 Investment Assets
 Schedule L-3

THE BAILEY FAMILY FOUNDATION
 INC
 4004 GENESEE PL STE 101
 WOODBRIDGE VA 22192-8304

ACTIVITY SUMMARY

ANNUAL PORTFOLIO SUMMARY

	Fiscal Year Value 12/11
Credits	
Sales	1,559,845 54
Income	46,037 89
Funds Received	0 00
Electronic Tfrs	0 00
Other Credits	15 73
Total Credits	1,605,899 16
Debits	
Purchases	1,627,073 70
Withdrawals	0 00
Electronic Tfrs	0 00
Fees	150 00
Checks	0 00
Visa Transactions	0 00
Interest Charged	0 00
Other Debits	30 00
Total Debits	1,627,253 70
Net Activity	(21,354 54)

	Fiscal Year Value 12/31/11	Current Portfolio Cost Basis	Unrealized Gains/(Losses)
Cash/Money/Accounts	53,966.61	53,966 61	0.00
CD's/Equivalents	0 00	0 00	0 00
Government Securities	0 00	0 00	0 00
Corporate Bonds	0 00	0 00	0 00
Municipal Bonds	0 00	0 00	0 00
Equities	1,039,535 50	1,040,730 00	(1,194 50)
Mut Funds/CEF/UIT	15,185 00	15,290 00	(105 00)
Options	0 00	0 00	0 00
Other	138,800 00	150,000 00	(11,200 00)
Long Market Value	1,247,487 11	1,259,986 61	(12,499 50)
Short Market Value	0 00	0 00	0 00
Debit Balance	0 00	0 00	0 00
Estimated Accrued Int	0 00	0 00	0 00
Net Portfolio Value	1,247,487.11	1,259,986.61	(12,499 50)

INCOME SUMMARY

	Current Year (12/11)
Interest	307 81
Dividends	45,730 08
Total	46,037 89
Accrued Interest Earned	0 00
Accrued Interest Paid	0 00

PLEASE NOTE

This fiscal year end statement is for information purposes and should be used in conjunction with your monthly statements. This statement does not reflect any pending trades or dividend reclassifications. Please consult your tax advisor regarding any tax planning and reporting requirements.

Bailey Family Foundation, Inc
 FEIN# 54-1850780
 2011 Investment Assets
 Schedule L-3

EMA Fiscal Statement

THE BAILEY FAMILY FOUNDATION

MONTHLY ACTIVITY SUMMARY

	1 /11	2 /11	3 /11	4 /11	5 /11	6 /11	
Credits							
Sales	4,642 40	94,309 59	279,982 68	0.00	58,529.45	338,537 08	
Income	4,009 20	4,432 39	3,137 07	5,684 02	2,832 49	2,414 36	
Funds Received	0 00	0 00	0 00	0 00	0 00	0 00	
Electronic Tfrs	0 00	0 00	0 00	0 00	0 00	0 00	
Other Credits	0 00	0 00	0 00	2.50	0 00	13.23	
Total Credits	8,651 60	98,741 98	283,119 75	5,686 52	61,361.94	340,964.67	
Debits							
Purchases	32,000.00	37,850 00	126,886 00	180,533 00	131,580 00	176,598 50	
Withdrawals	0 00	0 00	0 00	0 00	0 00	0 00	
Electronic Tfrs	0 00	0 00	0 00	0 00	0 00	0 00	
Fees	0 00	0 00	0 00	0 00	0 00	0 00	
Checks	0 00	0 00	0 00	0 00	0 00	0 00	
Visa Transactions	0 00	0 00	0 00	0 00	0 00	0 00	
Interest Charged	0 00	0 00	0 00	0 00	0 00	0 00	
Other Debits	0 00	0 00	0 00	0 00	0 00	30 00	
Total Debits	32,000.00	37,850 00	126,886 00	180,533.00	131,580 00	176,628 50	
Net Activity	(23,348 40)	60,891 98	156,233 75	(174,846 48)	(70,218 06)	164,336.17	
	7 /11	8 /11	9 /11	10/11	11/11	12/11	TOTAL
Credits							
Sales	132,565 86	178,166 28	201,614 76	120,857 03	17,751 65	132,888 76	1,559,845 54
Income	9,149 22	1,598 65	1,399.94	8,472 35	2,531 75	376 45	46,037.89
Funds Received	0 00	0 00	0 00	0 00	0 00	0 00	0 00
Electronic Tfrs	0 00	0 00	0 00	0 00	0 00	0 00	0 00
Other Credits	0 00	0 00	0 00	0 00	0 00	0 00	15.73
Total Credits	141,715.08	179,764 93	203,014.70	129,329 38	20,283.40	133,265.21	1,605,899 16
Debits							
Purchases	124,900 00	35,700 00	287,446 25	7,360 00	246,250 00	239,969 95	1,627,073 70
Withdrawals	0 00	0 00	0 00	0 00	0 00	0 00	0 00
Electronic Tfrs	0 00	0 00	0 00	0 00	0 00	0 00	0 00
Fees	150 00	0 00	0 00	0 00	0 00	0 00	150 00
Checks	0 00	0 00	0 00	0 00	0 00	0 00	0 00
Visa Transactions	0 00	0 00	0 00	0 00	0 00	0 00	0 00
Interest Charged	0 00	0 00	0 00	0 00	0 00	0 00	0 00
Other Debits	0 00	0 00	0 00	0 00	0 00	0 00	30 00
Total Debits	125,050 00	35,700 00	287,446 25	7,360 00	246,250 00	239,969.95	1,627,253 70
Net Activity	16,665.08	144,064 93	(84,431 55)	121,969.38	(225,966 60)	(106,704.74)	(21,354.54)

Bailey Family Foundation, Inc
 FEIN# 54-1850780
 2011 Investment Assets
 Schedule L-3

EMA Fiscal Statement

THE BAILEY FAMILY FOUNDATION

MONTHLY PORTFOLIO SUMMARY

	1 /11	2 /11	3 /11	4 /11	5 /11	6 /11
Cash/Money Accounts	51,972 75	112,864 73	269,098 48	94,252 00	24,033 94	188,370 11
CD's/Equivalents	0 00	0 00	0 00	0 00	0 00	0 00
Government Securities	0 00	0 00	0 00	0 00	0 00	0 00
Corporate Bonds	0 00	0 00	0 00	0 00	0 00	0 00
Municipal Bonds	0 00	0 00	0 00	0 00	0 00	0 00
Equities	1,183,949 02	1,160,213 99	995,582 00	1,122,633 54	1,260,159 14	1,021,999 18
Mut Funds/CEF/UIT	78,400 00	81,820 00	65,340 00	76,450 00	14,715 00	15,125 00
Options	0 00	0 00	0 00	0 00	0 00	0 00
Other	59,490 00	62,550 00	63,740 00	116,850 00	117,650 00	163,750 00
Long Market Value	1,373,811 77	1,417,448 72	1,393,760 48	1,410,185 54	1,416,558 08	1,389,244 29
Short Market Value	0 00	0 00	0 00	0 00	0 00	0 00
Debit Balance	0 00	0 00	0 00	0 00	0 00	0 00
Estimated Accrued Interest	0 00	0 00	0 00	0 00	0 00	0 00
Net Portfolio Value	1,373,811 77	1,417,448 72	1,393,760 48	1,410,185 54	1,416,558 08	1,389,244 29
	7 /11	8 /11	9 /11	10/11	11/11	12/11
Cash/Money Accounts	205,035 19	349,100 12	264,668 57	386,637 95	160,671 35	53,966 61
CD's/Equivalents	0 00	0 00	0 00	0 00	0 00	0 00
Government Securities	0 00	0 00	0 00	0 00	0 00	0 00
Corporate Bonds	0 00	0 00	0 00	0 00	0 00	0 00
Municipal Bonds	0 00	0 00	0 00	0 00	0 00	0 00
Equities	1,003,906 88	791,226 08	724,900 75	655,497 00	872,048 50	1,039,535 50
Mut Funds/CEF/UIT	14,005 00	14,200 00	13,910 00	14,240 00	14,015 00	15,185 00
Options	0 00	0 00	0 00	0 00	0 00	0 00
Other	159,550 00	163,900 00	177,000 00	193,150 00	173,750 00	138,800 00
Long Market Value	1,382,497 07	1,318,426 20	1,180,479 32	1,249,524 95	1,220,484 85	1,247,487 11
Short Market Value	0 00	0 00	0 00	0 00	0 00	0 00
Debit Balance	0 00	0 00	0 00	0 00	0 00	0 00
Estimated Accrued Interest	0 00	0 00	0 00	0 00	0 00	0 00
Net Portfolio Value	1,382,497 07	1,318,426 20	1,180,479 32	1,249,524 95	1,220,484 85	1,247,487 11

EMA Fiscal Statement

Bailey Family Foundation, Inc
 FEIN# 54-1850780
 2011 Investment Assets
 Schedule L-3

THE BAILEY FAMILY FOUNDATION

CURRENT PORTFOLIO SUMMARY

Quantity	Security Description	Date Acquired	Total/Adj Cost Basis	Fiscal Year Value 12/31/11	Unrealized Gain or (Loss)	Est Accrued Interest	Est Annual Income
Cash and Money Funds							
	CASH		226 61	226 61			
53,740	ML BANK DEPOSIT PROGRAM	09/30/11	53,740 00	53,740 00			53 74
	Total Cash and Money Funds		53,966.61	53,966.61			53.74

CURRENT PORTFOLIO SUMMARY

Quantity	Security Description	Date Acquired	Total/Adj Cost Basis	Fiscal Year Value 12/31/11	Unrealized Gain or (Loss)	Est Annual Income
Equities						
2,000	ANNALY CAP MGMT INC	07/11/11	35,400 00	31,920 00	(3,480 00)	4,560 00
200	AVALONBAY CMMUN INC REIT	08/17/11	25,650 00	26,120 00	470 00	714 00
800	AMERICAN CAP AGY CORP	09/28/10	20,800 00	22,464 00	1,664 00	4,480 00
1,000	AMERICAN CAP AGY CORP	01/14/11	28,000 00	28 080 00	80 00	5 600 00
2,000	AMERICAN CAP AGY CORP	03/21/11	56,000 00	56,160 00	160 00	11,200 00
600	BRE PPTYS INC MARYLAND A REIT	05/06/11	28,800 00	30,288 00	1,488 00	901 00
5,000	R2000 STARS ISSUER BAC PREM 13 33% SV 804 18 DUE 03/05/12 BUF 5%	02/24/11	50 000 00	48,000 00	(2,000 00)	

EMA Fiscal Statement

Bailey Family Foundation, Inc
 FEIN# 54-1850780
 2011 Investment Assets
 Schedule L-3

THE BAILEY FAMILY FOUNDATION

CURRENT PORTFOLIO SUMMARY

Quantity	Security Description	Date Acquired	Total/Adj Cost Basis	Fiscal Year Value 12/31/11	Unrealized Gain or (Loss)	Est Annual Income
Equities						
150	BANKRATE INC DEL COM	12/07/11	2,625 00	3,225 00	600 00	
1 000	CALUMET SPECIALITY PRODUCTS INC	09/09/11	18,000 00	20,160 00	2,160 00	2,000 00
15,500	CLEARWIRE CORP CL A	12/08/11	31,000 00	30,070 00	(930 00)	
700	COSTAMARE INC	11/03/10	8,400 00	9,912 00	1,512 00	756 00
200	COSTAMARE INC	11/03/10	2,400 00	2,832 00	432 00	216 00
800	CUBESMART COM	10/25/11	7,360 00	8,512 00	1,152 00	256 00
650	DOLLAR GENERAL CORP	12/07/11	25,350 00	26,741 00	1,391 00	
100	DELPHI AUTOMOTIVE PLC	11/17/11	2,200 00	2,154 00	(46 00)	
1,000	EDUCATION REALTY TR INC	11/03/11	9,050 00	10 230 00	1,180 00	280 00
650	EXPRESS INC	12/08/11	13,000 00	12,961 00	(39.00)	
1 200	FIRST NIAGARA FINL GROUP INC NEW	12/07/11	10,200 00	10,356 00	156 00	768 00
600	HOME PROPERTIES INC REIT	09/20/11	35,100 00	34,542 00	(558 00)	1,488 00
200	HEALTH CARE REIT INC COM REIT	11/04/11	10,000 00	10,906 00	906 00	572 00
750	INTERXION HOLDING N V	01/28/11	9,750 00	10,087 50	337 50	

Bailey Family Foundation, Inc
 FEIN# 54-1850780
 2011 Investment Assets
 Schedule L-3

EMA Fiscal Statement

THE BAILEY FAMILY FOUNDATION

CURRENT PORTFOLIO SUMMARY

Quantity	Security Description	Date Acquired	Total/Adj Cost Basis	Fiscal Year Value 12/31/11	Unrealized Gain or (Loss)	Est Annual Income
Equities						
400	INERGY MIDSTREAM LLC UNIT LTD PARTNERSHIP	12/16/11	6,800 00	7,580 00	780 00	
5,000	OIL SVCS ARN ISSUER BARC CAP 36 9% SV 217 94 DUE 01/25/13	11/23/11	50,000 00	48,350 00	(1,650 00)	
1,000	PPL CORPORATION	04/11/11	25,300 00	29,420 00	4,120 00	1,401 00
1,000	REALTY INCM CRP MD PVS1 REIT	09/21/11	34,000 00	34,960 00	960 00	1,747 00
2,000	RACKSPACE HOSTING INC	12/01/11	88,406 00	86,020 00	(2,386 00)	
1,500	RETAIL OPPORTUNITY INVESTMENTS	12/01/11	16,275 00	17,760 00	1 485 00	721 00
5,000	RTY STARS ISSUER RBC PREM 17 87% SV 728 08 DUE 09/10/12 BUF 5%	08/30/11	50,000 00	49,750 00	(250 00)	
5,000	OIL SVCS ARN ISSUER SEK CAP26 16% SV 254 73 DUE 08/24/12	06/23/11	50,000 00	41,655 00	(8 345 00)	
5,000	SP500 STARS ISSUER RBC PREM 13 50% SV 1212 92 DUE 09/10/12 BUF 5%	08/30/11	50 000 00	50 150 00	150 00	
10,000	SP500 STEPUP ISSUER BAC STEP 8% SV 1284 59 DUE 11/26/12 BUF 5%	10/27/11	100,000 00	94,100 00	(5,900 00)	

EMA Fiscal Statement

Bailey Family Foundation, Inc
 FEIN# 54-1850780
 2011 Investment Assets
 Schedule L-3

THE BAILEY FAMILY FOUNDATION

CURRENT PORTFOLIO SUMMARY

Quantity	Security Description	Date Acquired	Total/Adj Cost Basis	Fiscal Year Value 12/31/11	Unrealized Gain or (Loss)	Est Annual Income
Equities						
7,500	SP500 STARS ISSUER BAC PREM 19 87% SV 1188 04 DUE 12/4/12 BUF 5%	11/22/11	75,000 00	77,100 00	2,100 00	
750	SENIOR HSG PPTYS TRSBI	12/10/10	15,375 00	16,830 00	1,455 00	1,140 00
1,500	STAG INDUSTRIALS, INC COM	04/15/11	19,500 00	17,205 00	(2,295 00)	1,560 00
200	STAG INDUSTRIALS, INC COM	04/15/11	2,600 00	2,294 00	(306 00)	208 00
100	TARGA RESOURCES CORP COM STK	04/20/11	3,173 00	4,069 00	896 00	123 00
600	UDR INC	07/13/11	15,000 00	15,060 00	60 00	516 00
400	WESTAR ENERGY INC	11/04/10	10,216 00	11 512 00	1,296 00	512 00
	Total Equities		1,040,730 00	1,039,535 50	(1,194 50)	41,719 00
Mutual Funds/Closed End Funds/UIT						
500	KAYNE ANDERSON MLP	04/05/11	15 290 00	15,185 00	(105 00)	1,021 00
	Total Mutual Funds/Closed End Funds/UIT		15,290.00	15,185 00	(105 00)	1,021 00

EMA Fiscal Statement

Bailey Family Foundation, Inc
 FEIN# 54-1850780
 2011 Investment Assets
 Schedule L-3

THE BAILEY FAMILY FOUNDATION

CURRENT PORTFOLIO SUMMARY

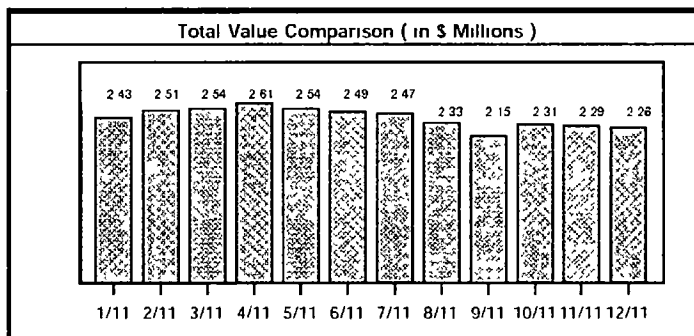

Quantity	Security Description	Date Acquired	Total/Adj Cost Basis	Fiscal Year Value 12/31/11	Unrealized Gain or (Loss)	Est Annual Income
			Other			
5,000	PLDM ARN ISSUER EKS CAP 26.4% SV 755.00 DUE 07/25/12	05/26/11	50,000.00	38,100.00	(11,900.00)	
5,000	PLDM ARN ISSUER SEK CAP 28.01% SV = 750.90 DUE 11/28/12	08/25/11	50,000.00	42,350.00	(7,650.00)	
5,000	GOLD ARN ISSUER SEK CAP 19% SV 1377.50 DUE 02/02/12	11/23/10	50,000.00	58,350.00	8,350.00	
	Total Other		150,000.00	138,800.00	(11,200.00)	0.00

EMATM Fiscal Statement

THE BAILEY FAMILY FOUNDATION
 INC
 4004 GENESEE PL STE 101
 WOODBRIDGE VA 22192-8304

Bailey Family Foundation, Inc
 FEIN# 54-1850780
 2011 Investment Assets
 Schedule L-4

Account Value as of December 31, 2011
 \$2,262,715.45



Realized Capital Gain and Loss Summary*

	Current Fiscal Year (12/11)	Prior Fiscal Year (12/10)
Short Term	(28,138.57)	53,131.46
Long Term	301,651.46	78,356.86

* - Excludes transactions for which we have insufficient data

Unrealized Capital Gain and Loss Summary*

	Current Fiscal Year (12/11)	Prior Fiscal Year (12/10)
Short Term	(83,752.00)	(6,111.95)
Long Term	71,365.26	464,568.42

* - Excludes transactions for which we have insufficient data

EMATM Fiscal Statement

Total Account Value As Of 12/31/11 **\$2,262,715.45**

Bailey Family Foundation, Inc
 FEIN# 54-1850780
 2011 Investment Assets
 Schedule L-4

THE BAILEY FAMILY FOUNDATION
 INC
 4004 GENESEE PL STE 101
 WOODBRIDGE VA 22192-8304

ACTIVITY SUMMARY

ANNUAL PORTFOLIO SUMMARY

	Fiscal Year Value 12/11
Credits	
Sales	2,458,671.91
Income	73,606.16
Funds Received	0.00
Electronic Tfrs	0.00
Other Credits	4,296.05
Total Credits	2,536,574.12
Debits	
Purchases	2,323,126.69
Withdrawals	0.00
Electronic Tfrs	0.00
Fees	0.00
Checks	0.00
Visa Transactions	0.00
Interest Charged	0.00
Other Debits	77,152.80
Total Debits	2,400,279.49
Net Activity	136,294.63

	Fiscal Year Value 12/31/11	Current Portfolio Cost Basis	Unrealized Gains/(Losses)
Cash/Money/Accounts	157,221.84	157,221.84	0.00
CD's/Equivalents	0.00	0.00	0.00
Government Securities	0.00	0.00	0.00
Corporate Bonds	0.00	0.00	0.00
Municipal Bonds	0.00	0.00	0.00
Equities	0.00	0.00	0.00
Mut Funds/CEF/UIT	1,988,749.26	2,000,919.94	(12,170.68)
Options	0.00	0.00	0.00
Other	116,744.35	116,960.41	(216.06)
Long Market Value	2,262,715.45	2,275,102.19	(12,386.74)
Short Market Value	0.00	0.00	0.00
Debit Balance	0.00	0.00	0.00
Estimated Accrued Int	0.00	0.00	0.00
Net Portfolio Value	2,262,715.45	2,275,102.19	(12,386.74)

INCOME SUMMARY

	Current Year (12/11)
Interest	281.90
Dividends	73,324.26
Total	73,606.16
Accrued Interest Earned	0.00
Accrued Interest Paid	0.00

PLEASE NOTE

o This fiscal year end statement is for information purposes and should be used in conjunction with your monthly statements. This statement does not reflect any pending trades or dividend reclassifications. Please consult your tax advisor regarding any tax planning and reporting requirements.

EMATM Fiscal Statement

Bailey Family Foundation, Inc
 FEIN# 54-1850780
 2011 Investment Assets
 Schedule L-4

THE BAILEY FAMILY FOUNDATION

MONTHLY ACTIVITY SUMMARY

	1 /11	2 /11	3 /11	4 /11	5 /11	6 /11	
Credits							
Sales	0 00	596,136.63	0 00	0 00	0 00	639,089 73	
Income	2,845 54	2,108 98	1,904 08	2,779 92	3,534 49	2,802 16	
Funds Received	0 00	0 00	0 00	0 00	0 00	0 00	
Electronic Tfrs	0 00	0 00	0 00	0 00	0 00	0 00	
Other Credits	0 00	0 00	0 00	0 00	0 00	0 00	
Total Credits	2,845 54	598,245.61	1,904 08	2,779 92	3,534 49	641,891 89	
Debits							
Purchases	0 00	584,922.29	0 00	0 00	0 00	540,801 99	
Withdrawals	0 00	0 00	0 00	0 00	0 00	0 00	
Electronic Tfrs	0 00	0 00	0 00	0 00	0 00	0 00	
Fees	0 00	0 00	0 00	0 00	0 00	0 00	
Checks	0 00	0 00	0 00	0 00	0 00	0 00	
Visa Transactions	0 00	0 00	0 00	0 00	0 00	0 00	
Interest Charged	0 00	0 00	0 00	0 00	0 00	0 00	
Other Debits	10,357 82	1,814 36	1,853 73	11,419 38	2,197 05	2,313 89	
Total Debits	10,357 82	586,736.65	1,853 73	11,419.38	2,197.05	543,115 88	
Net Activity	(7,512 28)	11,508 96	50 35	(8,639 46)	1,337 44	98,776 01	
	7 /11	8 /11	9 /11	10/11	11/11	12/11	TOTAL
Credits							
Sales	168,822 24	403,621 24	0 00	347,557 93	303,444 14	0 00	2,458,671.91
Income	2,608 59	2,956 54	1,705 45	2,287 91	2,351 31	45,721 19	73,606.16
Funds Received	0 00	0 00	0 00	0 00	0 00	0 00	0 00
Electronic Tfrs	0 00	0 00	0 00	0 00	0 00	0 00	0 00
Other Credits	0 00	3 47	42 58	4,250 00	0 00	0 00	4,296 05
Total Credits	171,430.83	406,581 25	1,748.03	354,095.84	305,795 45	45,721 19	2,536,574.12
Debits							
Purchases	166,333 45	58,672 24	0 00	694,322 37	278,074 35	0 00	2,323,126 69
Withdrawals	0 00	0 00	0 00	0 00	0 00	0 00	0 00
Electronic Tfrs	0 00	0 00	0 00	0 00	0 00	0 00	0 00
Fees	0 00	0 00	0 00	0 00	0 00	0 00	0 00
Checks	0 00	0 00	0 00	0 00	0 00	0 00	0 00
Visa Transactions	0 00	0 00	0 00	0 00	0 00	0 00	0 00
Interest Charged	0 00	0 00	0 00	0 00	0 00	0 00	0 00
Other Debits	11,405 91	1,418 74	1,230 23	10,223 68	1,009 95	21,908 06	77,152 80
Total Debits	177,739 36	60,090.98	1,230 23	704,546 05	279,084 30	21,908 06	2,400,279 49
Net Activity	(6,308.53)	346,490 27	517 80	(350,450 21)	26,711 15	23,813 13	136,294.63

Bailey Family Foundation, Inc
 FEIN# 54-1850780
 2011 Investment Assets
 Schedule L-4

EMA Fiscal Statement

THE BAILEY FAMILY FOUNDATION

MONTHLY PORTFOLIO SUMMARY

	1 /11	2 /11	3 /11	4 /11	5 /11	6 /11
Cash/Money Accounts	13,414.93	24,923.89	24,974.24	16,334.78	17,672.22	116,448.23
CD's/Equivalents	0.00	0.00	0.00	0.00	0.00	0.00
Government Securities	0.00	0.00	0.00	0.00	0.00	0.00
Corporate Bonds	0.00	0.00	0.00	0.00	0.00	0.00
Municipal Bonds	0.00	0.00	0.00	0.00	0.00	0.00
Equities	0.00	76,614.51	81,221.50	82,206.81	77,360.15	87,286.90
Mut Funds/CEF/UIT	2,334,653.03	2,243,096.63	2,253,039.02	2,301,104.36	2,258,916.24	2,146,858.29
Options	0.00	0.00	0.00	0.00	0.00	0.00
Other	77,922.00	166,689.25	177,733.91	211,891.55	185,501.08	142,672.17
Long Market Value	2,425,989.96	2,511,324.28	2,536,968.67	2,611,537.50	2,539,449.69	2,493,265.59
Short Market Value	0.00	0.00	0.00	0.00	0.00	0.00
Debit Balance	0.00	0.00	0.00	0.00	0.00	0.00
Estimated Accrued Interest	0.00	0.00	0.00	0.00	0.00	0.00
Net Portfolio Value	2,425,989.96	2,511,324.28	2,536,968.67	2,611,537.50	2,539,449.69	2,493,265.59
	7 /11	8 /11	9 /11	10/11	11/11	12/11
Cash/Money Accounts	110,139.70	456,629.97	457,147.77	106,697.56	133,408.71	157,221.84
CD's/Equivalents	0.00	0.00	0.00	0.00	0.00	0.00
Government Securities	0.00	0.00	0.00	0.00	0.00	0.00
Corporate Bonds	0.00	0.00	0.00	0.00	0.00	0.00
Municipal Bonds	0.00	0.00	0.00	0.00	0.00	0.00
Equities	85,086.14	79,941.12	73,100.92	78,454.12	0.00	0.00
Mut Funds/CEF/UIT	2,114,681.77	1,560,291.44	1,431,316.76	1,921,003.56	2,017,237.11	1,988,749.26
Options	0.00	0.00	0.00	0.00	0.00	0.00
Other	159,224.80	230,306.49	184,841.51	203,707.44	134,415.17	116,744.35
Long Market Value	2,469,132.41	2,327,169.02	2,146,406.96	2,309,862.68	2,285,060.99	2,262,715.45
Short Market Value	0.00	0.00	0.00	0.00	0.00	0.00
Debit Balance	0.00	0.00	0.00	0.00	0.00	0.00
Estimated Accrued Interest	0.00	0.00	0.00	0.00	0.00	0.00
Net Portfolio Value	2,469,132.41	2,327,169.02	2,146,406.96	2,309,862.68	2,285,060.99	2,262,715.45

EMA Fiscal Statement

Bailey Family Foundation, Inc
 FEIN# 54-1850780
 2011 Investment Assets
 Schedule L-4

THE BAILEY FAMILY FOUNDATION

CURRENT PORTFOLIO SUMMARY

Quantity	Security Description	Date Acquired	Total/Adj Cost Basis	Fiscal Year Value 12/31/11	Unrealized Gain or (Loss)	Est Accrued Interest	Est Annual Income
Cash and Money Funds							
	CASH		1,065 84	1,065 84			
156,156	ML BANK DEPOSIT PROGRAM	11/19/09	156,156 00	156,156 00			234 24
	Total Cash and Money Funds		157,221 84	157,221.84			234 24

CURRENT PORTFOLIO SUMMARY

Quantity	Security Description	Date Acquired	Total/Adj Cost Basis	Fiscal Year Value 12/31/11	Unrealized Gain or (Loss)	Est Annual Income
Mutual Funds/Closed End Funds/UIT						
2,543	VANGUARD INDEX FDS MID-CAP GROWTH INDEX	11/24/08	114,343 28	151,410 22	37,066 94	799 00
1,261	WISDOMTREE EMERGING MRKT EQUITY INCOME	10/27/11	69,468 62	64,651 47	(4 817 15)	2,872 00
5,764	REVENUESHARES LARGE CAP	02/03/11	140,223 65	134,128 28	(6,095 37)	2,479 00
5,008	ALPS ALERIAN MLP ETF	10/27/11	81,079 52	83,232 96	2,153 44	5,003 00
2,084	VANGUARD RUSSELL 1000 ET GROWTH	10/27/11	127,526 21	123,497 84	(4,028 37)	1,572 00
4,150	LEGG MASON BW GLOBAL OPPORTUNITIES BD FD I 6000 Fractional Share	10/27/11 10/27/11	46,272 50 6 69	45,027 50 6 51	(1,245 00) (0 18)	3,196 00 1 00

EMA Fiscal Statement

Bailey Family Foundation, Inc
 FEIN# 54-1850780
 2011 Investment Assets
 Schedule L-4

THE BAILEY FAMILY FOUNDATION

CURRENT PORTFOLIO SUMMARY

Quantity	Security Description	Date Acquired	Total/Adj Cost Basis	Fiscal Year Value 12/31/11	Unrealized Gain or (Loss)	Est Annual Income
Mutual Funds/Closed End Funds/UIT						
11,569	PIMCO COMMODITY REAL RETURN STRATEGY FD CL P 7980 Fractional Share	10/27/11	92,552 00	75,545 57	(17,006 43)	
		10/27/11	6 38	5 21	(1 17)	
6,020	FIDELITY ADV FLOATING RATE HIGH INC FD CL I 2180 Fractional Share	04/14/10	58,271 26	57,972 60	(298 66)	1,938 00
		11/30/11	2 10	2 10		1 00
6,081	COLUMBIA MARSICO FOCUSED EQUITIES FD CL Z 3660 Fractional Share	02/01/07	131,058 39	135,484 68	4,426 29	358 00
		02/01/07	8 59	8 15	(0 44)	1 00
6,600	COHEN & STEERS REALTY INCOME FD CL I 5370 Fractional Share	10/27/11	80,982 00	79,728 00	(1,254 00)	1,551 00
		10/27/11	6 59	6 49	(0 10)	1 00
4 199	WESTERN ASSET CORE PLUS BOND PORTFOLIO CL I 5640 Fractional Share	10/27/11	46 272 98	46,650 89	377 91	1 768 00
		10/27/11	6 22	6 27	0 05	1 00
4,218	JANUS FORTY FUND CL I 3610 Fractional Share	06/03/09	133,133 51	132,234 30	(899 21)	1,072 00
		12/20/11	11 71	11 32	(0 39)	1 00
4,985	PIMCO REAL RETURN FUND CL P 3520 Fractional Share	06/03/09	53,220 44	58,773 15	5,552 71	2 159 00
		12/28/11	4 16	4 15	(0 01)	1 00
3,534	INVESCO INTERNATIONAL GROWTH FUND CL Y 2550 Fractional Share	07/21/11	104 144 29	89,516 22	(14,628 07)	1,418 00
		12/09/11	6 52	6 46	(0 06)	1 00
3,153	DAVIS NEW YORK VENTURE FD CL Y	02/03/11	110,572 51	103,481 46	(7,091 05)	915 00

Bailey Family Foundation, Inc
 FEIN# 54-1850780
 2011 Investment Assets
 Schedule L-4

EMA Fiscal Statement

THE BAILEY FAMILY FOUNDATION

CURRENT PORTFOLIO SUMMARY

Quantity	Security Description	Date Acquired	Total/Adj Cost Basis	Fiscal Year Value 12/31/11	Unrealized Gain or (Loss)	Est Annual Income
Mutual Funds/Closed End Funds/UIT						
	7080 Fractional Share	12/22/11	23 04	23 24	0 20	1 00
8,707	ROYCE PREMIER FD INV CLASS	11/13/09	148,741 85	161,253 64	12,511 79	462 00
	4100 Fractional Share	12/08/11	7 54	7 59	0 05	1 00
5,505	TEMPLETON GLBL BOND FD ADV CL	11/13/09	72,569 60	68,096 85	(4,472 75)	3,485 00
	7190 Fractional Share	12/19/11	8 82	8 89	0 07	1 00
4,786	LOOMIS SAYLES STRATEGIC INC FD CL Y	11/13/09	66,420 84	68,679 10	2 258 26	4,581 00
	9680 Fractional Share	12/20/11	13 79	13 89	0 10	1 00
8,827	BLACKROCK EQTY DIVIDEND FUND INSTL	10/27/11	161,975 44	160,563 13	(1,412 31)	3,178 00
	0940 Fractional Share	10/27/11	1 73	1 71	(0 02)	1 00
13,820	PENNSYLVANIA MUTUAL FD	10/27/11	161 970 40	148 703 20	(13,267 20)	263 00
	5780 Fractional Share	10/27/11	6 77	6 22	(0 55)	1 00
	Total Mutual Funds/Closed End Funds/UIT		2,000,919.94	1,988,749 26	(12,170.68)	39,083.00
Other						
1 299	ISHARES SILVER TR	02/03/11	35,966 97	34,995 06	(971 91)	
727	ISHARES SILVER TR	08/19/11	29 872 14	19 585 38	(10,286 76)	
84	SPDR GOLD TRUST	12/18/08	7,013 57	12,767 16	5,753 59	
163	SPDR GOLD TRUST	06/03/09	15,307 63	24,774 37	9,466 74	

EMA Fiscal Statement

Bailey Family Foundation, Inc
FEIN# 54-1850780
2011 Investment Assets
Schedule L-4

THE BAILEY FAMILY FOUNDATION

CURRENT PORTFOLIO SUMMARY

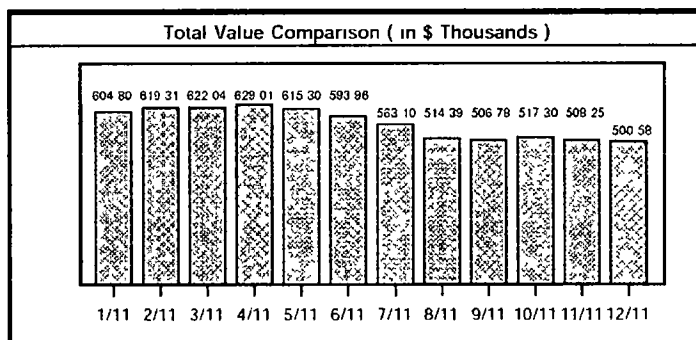

Quantity	Security Description	Date Acquired	Total/Adj Cost Basis	Fiscal Year Value 12/31/11	Unrealized Gain or (Loss)	Est Annual Income
162	SPDR GOLD TRUST	08/18/11	28,800.10	24,622.38	(4,177.72)	
	Total Other		116,960.41	116,744.35	(216.06)	0.00

EMATM Fiscal Statement

THE BAILEY FAMILY FOUNDATION
 INC
 4004 GENESEE PL STE 101
 WOODBRIDGE VA 22192-8304

Bailey Family Foundation, Inc
 FEIN# 54-1850780
 2011 Investment Assets
 Schedule L-5

Account Value as of December 31, 2011
 \$500,583.24



Realized Capital Gain and Loss Summary*

	Current Fiscal Year (12/11)	Prior Fiscal Year (12/10)
Short Term	(54,063.39)	11,475.46
Long Term	87,365.61	18,724.76

* Excludes transactions for which we have insufficient data

Unrealized Capital Gain and Loss Summary*

	Current Fiscal Year (12/11)	Prior Fiscal Year (12/10)
Short Term	(4,405.45)	53,598.47
Long Term	0.00	58,340.78

* Excludes transactions for which we have insufficient data

EMATM Fiscal Statement

Total Account Value As Of 12/31/11 \$500,583.24

Bailey Family Foundation, Inc
 FEIN# 54-1850780
 2011 Investment Assets
 Schedule L-5

THE BAILEY FAMILY FOUNDATION
 INC
 4004 GENESEE PL STE 101
 WOODBRIDGE VA 22192-8304

ACTIVITY SUMMARY

ANNUAL PORTFOLIO SUMMARY

	Fiscal Year Value 12/11		Fiscal Year Value 12/31/11	Current Portfolio Cost Basis	Unrealized Gains/(Losses)
Credits		Cash/Money/Accounts	2,754.29	2,754.29	0.00
Sales	824,707.75	CD's/Equivalents	0.00	0.00	0.00
Income	7,323.97	Government Securities	0.00	0.00	0.00
Funds Received	0.00	Corporate Bonds	0.00	0.00	0.00
Electronic Tfrs	0.00	Municipal Bonds	0.00	0.00	0.00
Other Credits	2,635.81	Equities	0.00	0.00	0.00
Total Credits	834,667.53	Mut Funds/CEF/UIT	497,828.95	502,234.40	(4,405.45)
		Options	0.00	0.00	0.00
		Other	0.00	0.00	0.00
Debits		Long Market Value	500,583.24	504,988.69	(4,405.45)
Purchases	845,264.45	Short Market Value	0.00	0.00	0.00
Withdrawals	0.00	Debit Balance	0.00	0.00	0.00
Electronic Tfrs	0.00	Estimated Accrued Int	0.00	0.00	0.00
Fees	0.00	Net Portfolio Value	500,583.24	504,988.69	(4,405.45)
Checks	0.00				
Visa Transactions	0.00				
Interest Charged	0.00				
Other Debits	19,585.91				
Total Debits	864,850.36				
Net Activity	(30,182.83)				

INCOME SUMMARY

PLEASE NOTE

	Current Year (12/11)
Interest	196.18
Dividends	7,127.79
Total	7,323.97
Accrued Interest Earned	0.00
Accrued Interest Paid	0.00

o This fiscal year end statement is for information purposes and should be used in conjunction with your monthly statements. This statement does not reflect any pending trades or dividend reclassifications. Please consult your tax advisor regarding any tax planning and reporting requirements.

EMA[™] Fiscal Statement

Bailey Family Foundation, Inc
 FEIN# 54-1850780
 2011 Investment Assets
 Schedule L-5

THE BAILEY FAMILY FOUNDATION

MONTHLY ACTIVITY SUMMARY

	1 /11	2 /11	3 /11	4 /11	5 /11	6 /11	
Credits							
Sales	60,644.23	21,528.69	39,807.87	31,812.84	22,057.68	81,148.32	
Income	391.43	359.39	427.14	271.49	51.45	457.09	
Funds Received	0.00	0.00	0.00	0.00	0.00	0.00	
Electronic Tfrs	0.00	0.00	0.00	0.00	0.00	0.00	
Other Credits	0.00	0.00	0.00	0.00	0.00	0.00	
Total Credits	61,035.66	21,888.08	40,235.01	32,084.33	22,109.13	81,605.41	
Debits							
Purchases	39,358.35	20,033.64	24,276.74	39,740.80	39,688.32	18,454.31	
Withdrawals	0.00	0.00	0.00	0.00	0.00	0.00	
Electronic Tfrs	0.00	0.00	0.00	0.00	0.00	0.00	
Fees	0.00	0.00	0.00	0.00	0.00	0.00	
Checks	0.00	0.00	0.00	0.00	0.00	0.00	
Visa Transactions	0.00	0.00	0.00	0.00	0.00	0.00	
Interest Charged	0.00	0.00	0.00	0.00	0.00	0.00	
Other Debits	3,215.25	7.27	12.69	3,403.80	0.00	31.19	
Total Debits	42,573.60	20,040.91	24,289.43	43,144.60	39,688.32	18,485.50	
Net Activity	18,462.06	1,847.17	15,945.58	(11,060.27)	(17,579.19)	63,119.91	
	7 /11	8 /11	9 /11	10/11	11/11	12/11	TOTAL
Credits							
Sales	47,143.17	91,848.50	428,716.45	0.00	0.00	0.00	824,707.75
Income	882.87	772.48	923.09	552.70	0.16	2,234.68	7,323.97
Funds Received	0.00	0.00	0.00	0.00	0.00	0.00	0.00
Electronic Tfrs	0.00	0.00	0.00	0.00	0.00	0.00	0.00
Other Credits	0.00	0.00	0.00	0.00	2,635.81	0.00	2,635.81
Total Credits	48,026.04	92,620.98	429,639.54	552.70	2,635.97	2,234.68	834,667.53
Debits							
Purchases	93,974.07	69,738.24	0.00	499,999.98	0.00	0.00	845,264.45
Withdrawals	0.00	0.00	0.00	0.00	0.00	0.00	0.00
Electronic Tfrs	0.00	0.00	0.00	0.00	0.00	0.00	0.00
Fees	0.00	0.00	0.00	0.00	0.00	0.00	0.00
Checks	0.00	0.00	0.00	0.00	0.00	0.00	0.00
Visa Transactions	0.00	0.00	0.00	0.00	0.00	0.00	0.00
Interest Charged	0.00	0.00	0.00	0.00	0.00	0.00	0.00
Other Debits	3,412.68	14.54	41.82	7,212.22	0.00	2,234.45	19,585.91
Total Debits	97,386.75	69,752.78	41.82	507,212.20	0.00	2,234.45	864,850.36
Net Activity	(49,360.71)	22,868.20	429,597.72	(506,659.50)	2,635.97	0.23	(30,182.83)

EMATM Fiscal Statement

Bailey Family Foundation, Inc
 FEIN# 54-1850780
 2011 Investment Assets
 Schedule L-5

THE BAILEY FAMILY FOUNDATION

MONTHLY PORTFOLIO SUMMARY

	1 /11	2 /11	3 /11	4 /11	5 /11	6 /11
Cash/Money Accounts	51,399.18	53,246.35	69,191.93	58,131.66	40,552.47	103,672.38
CD's/Equivalents	0.00	0.00	0.00	0.00	0.00	0.00
Government Securities	0.00	0.00	0.00	0.00	0.00	0.00
Corporate Bonds	0.00	0.00	0.00	0.00	0.00	0.00
Municipal Bonds	0.00	0.00	0.00	0.00	0.00	0.00
Equities	553,398.35	566,066.29	552,846.84	570,873.50	574,745.12	490,286.87
Mut Funds/CEF/UIT	0.00	0.00	0.00	0.00	0.00	0.00
Options	0.00	0.00	0.00	0.00	0.00	0.00
Other	0.00	0.00	0.00	0.00	0.00	0.00
Long Market Value	604,797.53	619,312.64	622,038.77	629,005.16	615,297.59	593,959.25
Short Market Value	0.00	0.00	0.00	0.00	0.00	0.00
Debit Balance	0.00	0.00	0.00	0.00	0.00	0.00
Estimated Accrued Interest	0.00	0.00	0.00	0.00	0.00	0.00
Net Portfolio Value	604,797.53	619,312.64	622,038.77	629,005.16	615,297.59	593,959.25
	7 /11	8 /11	9 /11	10/11	11/11	12/11
Cash/Money Accounts	54,311.67	77,179.87	506,777.59	118.09	2,754.06	2,754.29
CD's/Equivalents	0.00	0.00	0.00	0.00	0.00	0.00
Government Securities	0.00	0.00	0.00	0.00	0.00	0.00
Corporate Bonds	0.00	0.00	0.00	0.00	0.00	0.00
Municipal Bonds	0.00	0.00	0.00	0.00	0.00	0.00
Equities	508,786.23	400,141.09	0.00	0.00	0.00	0.00
Mut Funds/CEF/UIT	0.00	37,068.90	0.00	517,184.74	505,494.01	497,828.95
Options	0.00	0.00	0.00	0.00	0.00	0.00
Other	0.00	0.00	0.00	0.00	0.00	0.00
Long Market Value	563,097.90	514,389.86	506,777.59	517,302.83	508,248.07	500,583.24
Short Market Value	0.00	0.00	0.00	0.00	0.00	0.00
Debit Balance	0.00	0.00	0.00	0.00	0.00	0.00
Estimated Accrued Interest	0.00	0.00	0.00	0.00	0.00	0.00
Net Portfolio Value	563,097.90	514,389.86	506,777.59	517,302.83	508,248.07	500,583.24

EMA Fiscal Statement

Bailey Family Foundation, Inc
 FEIN# 54-1850780
 2011 Investment Assets
 Schedule L-5

THE BAILEY FAMILY FOUNDATION

CURRENT PORTFOLIO SUMMARY

Quantity	Security Description	Date Acquired	Total/Adj Cost Basis	Fiscal Year Value 12/31/11	Unrealized Gain or (Loss)	Est Accrued Interest	Est Annual Income
Cash and Money Funds							
	CASH		0 29	0 29			
2,637	ML BANK DEPOSIT PROGRAM	11/01/11	2,637 00	2,637 00			2 64
117	ISA CAPITAL ONE BK USA		117 00	117 00			0 09
	Total Cash and Money Funds		2,754 29	2,754 29			2 73

CURRENT PORTFOLIO SUMMARY

Quantity	Security Description	Date Acquired	Total/Adj Cost Basis	Fiscal Year Value 12/31/11	Unrealized Gain or (Loss)	Est Annual Income
Mutual Funds/Closed End Funds/UIT						
4,407	VAN KAMPEN VALUE FDP FD C	10/13/11	40,107 92	41,778 36	1,670 44	186 00
	2610 Fractional Share	12/07/11	2 47	2 47		1 00
6,532	MFS RESEARCH INTERNTL FDP FUND C	10/13/11	64,993 40	62,707 20	(2,286 20)	347 00
	6630 Fractional Share	10/13/11	6 60	6 36	(0 24)	1 00
3,673	MARSICO GROWTH FDP FUND C	10/13/11	39,998 97	40,292 81	293 84	
	0950 Fractional Share	10/13/11	1 03	1 04	0 01	
3,572	BLACKROCK GLOBAL DYNAMIC EQUITY FUND C	10/13/11	40,685 39	40 185 00	(500 39)	701 00
	3970 Fractional Share	12/20/11	4 30	4 47	0 17	1 00

EMA Fiscal Statement

Bailey Family Foundation, Inc
 FEIN# 54-1850780
 2011 Investment Assets
 Schedule L-5

THE BAILEY FAMILY FOUNDATION

CURRENT PORTFOLIO SUMMARY

Quantity	Security Description	Date Acquired	Total/Adj Cost Basis	Fiscal Year Value 12/31/11	Unrealized Gain or (Loss)	Est Annual Income
Mutual Funds/Closed End Funds/UIT						
3.229	BLACKROCK CAPITAL APPRECIATION FD, INC C 2790 Fractional Share	10/13/11	59,994.82	59,445.89	(548.93)	
		10/13/11	5.18	5.14	(0.04)	
2.792	BLACKROCK BASIC VALUE FD INC C 6780 Fractional Share	10/13/11	61,127.27	63,378.40	2,251.13	525.00
		12/07/11	15.36	15.39	0.03	1.00
5.155	BLACKROCK GLOBAL EMERGING MARKETS FUND C 3820 Fractional Share	10/13/11	75,053.91	74,025.80	(1,028.11)	57.00
		12/20/11	5.36	5.49	0.13	
2.680	BLACKROCK GLOBAL SMALLCAP FD INC C 0320 Fractional Share	10/13/11	50,088.72	49,794.40	(294.32)	89.00
		12/13/11	0.59	0.59		
6.314	BLACKROCK INTERNATIONAL FD C 8990 Fractional Share	10/13/11	70,133.41	66,170.72	(3,962.69)	139.00
		12/20/11	9.70	9.42	(0.28)	1.00
	Total Mutual Funds/Closed End Funds/UIT		502,234.40	497,828.95	(4,405.45)	2,049.00



E*TRADE Platinum
Investment Account

Bailey Family Foundation, Inc
FEIN# 54-1850780
2011 Investment Assets
Schedule L-8

Statement Period December 1, 2011 - December 31, 2011

Account Type BUSINESS

Customer Update:

Secure your security Make sure your email address is up to date Verify now on the My Info page within the Accounts section of your online account

ACCOUNT OVERVIEW

Last Statement Date November 30, 2011

Beginning Account Value(On 11/30/11) \$ 4,709,966 17
Ending Account Value(On 12/31/11) \$ 4,712,152 66
Net Change \$ 2,186 49

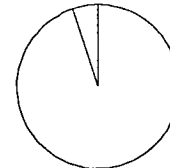
For current rates, please visit etrade.com/rates

4,472,899.05 +
-754,621.49 +

3,718,277.57 =

ASSET ALLOCATION (AS OF 12/31/11)

5 08% - Cash & Equivalents



94 92% - Stocks, Options & ETF (Long)

ACCOUNT VALUE SUMMARY

	AS OF 12/31/11	AS OF 11/30/11	% CHANGE
Cash & Equivalents	\$ 239,253 61	\$ 166,858 67	43 39%
Total Cash/Margin Debt	\$ 239,253 61	\$ 166,858 67	43 39%
Stocks, Options & ETF (Long)	\$4,472,899 05	\$4,543,107 50	-1 55%
Total Value of Securities	\$4,472,899 05	\$4,543,107 50	-1 55%
Net Account Value	\$4,712,152 66	\$4,709,966 17	0 05%

Securities products and services are offered by E*TRADE Securities LLC, Member FINRA/SIPC
Sweep Deposit Account is a bank deposit account with E*TRADE Bank, a Federal savings bank,
Member FDIC Sweep deposit accounts at each bank are FDIC-insured up to a maximum of
\$250,000 Securities products and cash balances other than Sweep Deposit Account funds are
not FDIC-insured, are not guaranteed deposits or obligations of E*TRADE Bank, and are subject
to investment risk, including possible loss of the principal invested

E*TRADE Securities LLC • PO Box 484, Jersey City, NJ 07303-0484 • www.etrade.com • 1-800-503-9260 • Member FINRA/SIPC

LaSalle Street Capital Management, LLC
PORTFOLIO SUMMARY
The Bailey Family Foundation
 December 31 2011

Bailey Family Foundation, Inc
 FEIN# 54-1850780
 2011 Investment Assets
 Schedule L-8

<u>Security Type</u>	<u>Total Cost</u>	<u>Market Value</u>	<u>Pct Assets</u>	<u>Yield</u>	<u>Est. Annual Income</u>
Cash and Equiv.					
CASH AND EQUIVALENTS	141,242 87	141,242 87	3 0	0 1	200 06
	<u>141,242 87</u>	<u>141,242 87</u>	<u>3 0</u>	<u>0 1</u>	<u>200 06</u>
Equities					
COMMON STOCK					
Consumer Staples	592,983 19	651,326 50	13 8	2 8	18,413 50
Consumer Discretionary	271,295 20	588 571 25	12 5	2 0	11,710 00
Energy	316,596 83	452,732 00	9 6	1 9	8,432 00
Technology	729,847 16	836,355 50	17 7	1 0	8 576 00
Financial	541,053 81	628,542 00	13 3	2 1	13,217 00
Industrials	588,757 31	700 867 10	14 9	1 8	12,690 40
Healthcare	677,548 48	719,294 70	15 2	1 3	9,109 75
COMMON STOCK	<u>3,718 082 00</u>	<u>4,577,689 05</u>	<u>97 0</u>	<u>1 8</u>	<u>82,148 65</u>
	<u>3,718,082 00</u>	<u>4,577,689 05</u>	<u>97 0</u>	<u>1 8</u>	<u>82 148 65</u>
TOTAL PORTFOLIO	3,859,324.87	4,718,931.92	100 0	1 7	82,348 71

LaSalle Street Capital Management, LLC
PORTFOLIO APPRAISAL
The Bailey Family Foundation
 December 31, 2011

Bailey Family Foundation, Inc
 FEIN# 54-1850780
 2011 Investment Assets
 Schedule L-8

Quantity	Security	Unit Cost	Total Cost	Price	Market Value	Pct Assets	Yield
CASH AND EQUIVALENTS							
	Accrued Dividends		7,866.35		7,866.35	0.2	0.0
	Cash		133,376.52		133,376.52	2.8	0.1
			141,242.87		141,242.87	3.0	0.1
COMMON STOCK							
Consumer Staples							
4,725	KRAFT FOODS INC	27.03	127,716.96	37.36	176,526.00	3.7	3.1
2,000	PEPSICO, INC	55.30	110,596.74	66.35	132,700.00	2.8	3.1
3,000	WAL-MART STORES INC	53.34	160,026.98	59.76	179,280.00	3.8	2.4
4,925	WALGREEN CO	39.52	194,642.51	33.06	162,820.50	3.5	2.7
			592,983.19		651,326.50	13.8	2.8
Consumer Discretionary							
1,800	DOLLAR TREE INC	32.30	58,145.32	83.11	149,598.00	3.2	0.0
1,825	MCDONALD'S CORP	21.77	39,725.24	100.33	183,102.25	3.9	2.8
2,000	TIME WARNER CABLE INC	37.90	75,802.65	63.57	127,140.00	2.7	3.0
2,300	TUPPERWARE CORP	42.44	97,622.00	55.97	128,731.00	2.7	2.1
			271,295.20		588,571.25	12.5	2.0
Energy							
1,950	APACHE CORP	62.80	122,455.33	90.58	176,631.00	3.7	0.7
2,300	CONOCOPHILLIPS	51.30	117,999.00	72.87	167,601.00	3.6	3.6
1,750	DEVON ENERGY CORP	43.51	76,142.50	62.00	108,500.00	2.3	1.1
			316,596.83		452,732.00	9.6	1.9
Technology							
270	GOOGLE INC	510.84	137,927.74	645.90	174,393.00	3.7	0.0
6,750	MICROSOFT CORP	25.24	170,381.98	25.96	175,230.00	3.7	3.1
5,250	ORACLE CORPORATION	19.00	99,737.49	25.65	134,662.50	2.9	0.9
2,100	PLANTRONICS INC	35.62	74,799.85	35.64	74,844.00	1.6	0.6
19,375	RF MICRO DEVICES INC	6.14	118,878.11	5.40	104,625.00	2.2	0.0
1,700	VISA INC	75.37	128,121.99	101.53	172,601.00	3.7	0.9
			729,847.16		836,355.50	17.7	1.0
Financial							
1,600	ALLIANCE DATA SYSTEMS CORP	47.57	76,110.79	103.84	166,144.00	3.5	0.0

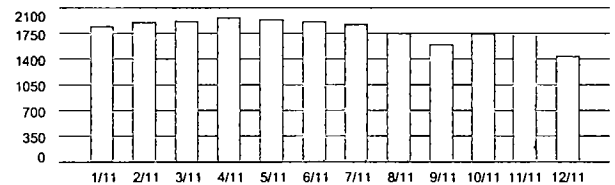
LaSalle Street Capital Management, LLC
PORTFOLIO APPRAISAL
The Bailey Family Foundation
 December 31, 2011

Bailey Family Foundation, Inc
 FEIN# 54-1850780
 2011 Investment Assets
 Schedule L-8

Quantity	Security	Unit Cost	Total Cost	Price	Market Value	Pct Assets	Yield
550	CME GROUP INC	211.20	116,158.08	243.67	134,018.50	2.8	2.3
2,000	DIGITAL REALTY TRUST INC	48.93	97,855.99	66.67	133,340.00	2.8	4.1
3,350	LAZARD LTD	41.30	138,355.98	26.11	87,168.50	1.9	2.5
3,450	METLIFE, INC	32.63	112,572.97	31.18	107,571.00	2.3	2.4
			541,053.81		628,542.00	13.3	2.1
Industrials							
1,800	C H ROBINSON WORLDWIDE INC	32.89	59,205.43	69.78	125,604.00	2.7	1.9
3,135	ILLINOIS TOOL WORKS	57.01	178,722.87	46.71	146,425.85	3.1	3.1
2,650	KENNAMETAL, INC	34.57	91,617.49	36.52	96,778.00	2.1	1.5
3,300	THOMAS & BETTS CORP	38.91	128,403.69	54.60	180,180.00	3.8	0.0
2,075	UNITED PARCEL SERVICE	63.04	130,807.84	73.19	151,869.25	3.2	2.8
			588,757.31		700,867.10	14.9	1.8
Healthcare							
3,000	AGILENT TECHNOLOGIES INC	35.29	105,877.09	34.93	104,790.00	2.2	0.0
2,300	EXPRESS SCRIPTS INC	52.22	120,114.64	44.69	102,787.00	2.2	0.0
2,200	JOHNSON & JOHNSON	60.49	133,085.82	65.58	144,276.00	3.1	3.5
2,800	ST JUDE MED INC	36.98	103,396.74	34.30	97,755.00	2.1	2.4
3,050	THERMO FISHER SCIENTIFIC, INC	30.98	94,503.24	44.97	137,158.50	2.9	0.0
2,615	UNITEDHEALTH GROUP	45.34	118,570.95	50.68	132,528.20	2.8	1.3
			677,548.48		719,294.70	15.2	1.3
	COMMON STOCK Total		3,718,082.00		4,577,689.05	97.0	1.8
TOTAL PORTFOLIO			3,859,324.87		4,718,931.92	100.0	1.7

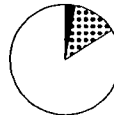
Change in Account Value	This Period	Year to Date
Starting Value	\$ 1,732,211.55	\$ 1,832,333.22
Cash Value of Purchases & Sales	250,800 00	227,817 18
Investments Purchased/Sold	(250,800 00)	(227,817 18)
Deposits & Withdrawals	(277,501 50)	(277,501 50)
Dividends & Interest	27,473 56	46,045 51
Fees & Charges	(25 00)	(13,159 00)
Transfers	0 00	0 00
Income Reinvested	(0 46)	(3 67)
Change in Value of Investments	(32,384 12)	(137,940 53)
Ending Value on 12/31/2011	\$ 1,449,774 03	\$ 1,449,774 03
Total Change in Account Value (Totals include Deposits & Withdrawals)	\$ (282,437.52)	\$ (382,559.19)

Account Value (\$) Over Last 12 Months (in Thousands)



Asset Composition	Market Value	% of Account Assets
Money Market Funds [Sweep]	\$ 39,871 52	3%
Bond Funds	192,316 73	13%
Equity Funds	1,217,585 78	84%
Total Assets Long	\$ 1,449,774.03	
Total Account Value	\$ 1,449,774.03	100%

Overview



- 3% MMFs [Sweep]
- ▨ 13% Bond Funds
- 84% Equity Funds

1,449,774.03
-39,871.52

1,409,902.51 =
982.66 +

1,410,885.17 =



Please see "Endnotes for Your Account" section for an explanation of the endnote codes and symbols on this statement
CTCG2305-001391 357278

Account Id	Symbol/CUSIP	Acquired Date/Opened	Quantity	Basis (Unamort)	Cost Per Share	Adjusted Cost Basis	Adjusted Cost Per Share	Report Date	Price Per Share	Market Value	Gain/Loss	Security Desc
91481117	DFEMX	12/9/2008	1157 437	18000	\$ 15 55160	\$ 18 000 00	\$ 15 55160	12/31/2011	\$ 23 770	\$ 27 512 28	\$ 9 512 28	DFA EMERGING MKTS PORT
91481117	DFEMX	6/15/2010	1319 623	35000	\$ 26 52273	\$ 35 000 00	\$ 26 52273	12/31/2011	\$ 23 770	\$ 31 367 44	\$ (3 632 56)	DFA EMERGING MKTS PORT
91481117	DFEMX	1/10/2005	1385 021	170099	\$ 15 97000	\$ 22 118 79	\$ 15 97000	12/31/2011	\$ 23 770	\$ 32 921 95	\$ 10 803 16	DFA EMERGING MKTS PORT
91481117	DFEMX	7/31/2008	863 923	25000	\$ 28 93776	\$ 25 000 00	\$ 28 93776	12/31/2011	\$ 23 770	\$ 20 535 45	\$ (4 464 55)	DFA EMERGING MKTS PORT
91481117	DFGBX	11/0/2005	3212 034	106099	\$ 0 51000	\$ 33 758 48	\$ 0 51000	12/31/2011	\$ 10 910	\$ 35 043 29	\$ 1 284 81	DFA FIVE YEAR GLOBAL
91481117	DFGBX	12/31/2010	5511 949	60000	\$ 10 88544	\$ 60 000 00	\$ 10 88544	12/31/2011	\$ 10 910	\$ 60 135 36	\$ 135 36	DFA FIVE YEAR GLOBAL
91481117	DFITX	1/22/2008	10898 573	101000	\$ 7 72000	\$ 84 136 98	\$ 7 72000	12/31/2011	\$ 4 380	\$ 47 735 75	\$ (36 401 23)	DFA INTL REAL ESTATE
91481117	DFITX	12/9/2008	2786 313	10000	\$ 3 58897	\$ 10 000 00	\$ 3 58897	12/31/2011	\$ 4 380	\$ 12 204 05	\$ 2 204 05	DFA INTL REAL ESTATE
91481117	DISVX	11/0/2005	4577 823	85099	\$ 15 19000	\$ 69 537 13	\$ 15 19000	12/31/2011	\$ 13 580	\$ 62 166 84	\$ (7 370 29)	DFA INTL SMALL CAP VALUE
91481117	DFISX	7/31/2008	1537 283	25000	\$ 16 26246	\$ 25 000 00	\$ 16 26246	12/31/2011	\$ 13 840	\$ 21 276 00	\$ (3 724 00)	DFA INTL SMALL COMPANY
91481117	DFISX	1/10/2005	3060 485	85099	\$ 14 13000	\$ 43 244 65	\$ 14 13000	12/31/2011	\$ 13 840	\$ 42 357 11	\$ (887 54)	DFA INTL SMALL COMPANY
91481117	DFIVX	6/15/2010	2553 994	40000	\$ 15 66174	\$ 40 000 00	\$ 15 66174	12/31/2011	\$ 14 740	\$ 37 645 87	\$ (2 354 13)	DFA INTL VALUE PORTFOLIO
91481117	DFIVX	1/10/2005	3585 408	170099	\$ 16 02000	\$ 57 438 24	\$ 16 02000	12/31/2011	\$ 14 740	\$ 52 848 91	\$ (4 589 33)	DFA INTL VALUE PORTFOLIO
91481117	DFIVX	7/31/2008	695 647	30000	\$ 19 94320	\$ 13 873 43	\$ 19 94320	12/31/2011	\$ 14 740	\$ 10 253 64	\$ (3 619 59)	DFA INTL VALUE PORTFOLIO
91481117	DFIVX	12/9/2008	758 664	9000	\$ 11 86296	\$ 9 000 00	\$ 11 86296	12/31/2011	\$ 14 740	\$ 11 182 71	\$ 2 182 71	DFA INTL VALUE PORTFOLIO
91481117	DFREX	1/10/2005	2574 264	170099	\$ 21 65000	\$ 55 732 82	\$ 21 65000	12/31/2011	\$ 23 090	\$ 59 439 76	\$ 3 706 94	DFA REAL ESTATE
91481117	DFGFX	6/15/2010	1954 012	20000	\$ 10 23535	\$ 20 000 00	\$ 10 23535	12/31/2011	\$ 10 080	\$ 19 696 44	\$ (303 56)	DFA TWO YEAR GLOBAL
91481117	DFGFX	12/31/2010	2237 056	61000	\$ 10 15499	\$ 22 717 29	\$ 10 15499	12/31/2011	\$ 10 080	\$ 22 549 52	\$ (167 77)	DFA TWO YEAR GLOBAL
91481117	DFGFX	1/10/2005	5445 646	106099	\$ 9 89000	\$ 53 857 44	\$ 9 89000	12/31/2011	\$ 10 080	\$ 54 892 11	\$ 1 034 67	DFA TWO YEAR GLOBAL
91481117	DFLVX	1/10/2005	11713 75	339099	\$ 19 66000	\$ 230 292 33	\$ 19 66000	12/31/2011	\$ 19 140	\$ 224 201 18	\$ (6,091 15)	DFA U S LARGE CAP VALUE
91481117	DFLVX	1/22/2008	386 646	27000	\$ 20 60812	\$ 7 968 05	\$ 20 60812	12/31/2011	\$ 19 140	\$ 7 400 40	\$ (567 65)	DFA U S LARGE CAP VALUE
91481117	DFLVX	7/31/2008	734 544	15000	\$ 20 42083	\$ 15 000 00	\$ 20 42083	12/31/2011	\$ 19 140	\$ 14 059 17	\$ (940 83)	DFA U S LARGE CAP VALUE
91481117	DFUSX	5/7/2010	24749 215	230869 4	\$ 9 32835	\$ 230 869 40	\$ 9 32835	12/31/2011	\$ 9 900	\$ 245 017 23	\$ 14 147 83	DFA U S LARGE CO
91481117	DFSIX	1/22/2008	1587 164	27000	\$ 17 01147	\$ 27 000 00	\$ 17 01147	12/31/2011	\$ 20 520	\$ 32 568 61	\$ 5 568 61	DFA U S SMALL CAP PORT
91481117	DFSIX	1/10/2005	3706 733	170099	\$ 18 58000	\$ 68 871 10	\$ 18 58000	12/31/2011	\$ 20 520	\$ 76 062 16	\$ 7 191 06	DFA U S SMALL CAP PORT
91481117	DFSIX	10/18/2007	996 319	43000	\$ 22 29590	\$ 22 213 83	\$ 22 29590	12/31/2011	\$ 20 520	\$ 20 444 47	\$ (1 769 36)	DFA U S SMALL CAP PORT
91481117	DFSVX	10/18/2007	1264 019	53000	\$ 29 04738	\$ 36 716 44	\$ 29 04738	12/31/2011	\$ 23 160	\$ 29 274 68	\$ (7 441 76)	DFA U S SMALL CAP VALUE
91481117	DFSVX	1/10/2005	3819 487	170099	\$ 25 53000	\$ 97 511 50	\$ 25 53000	12/31/2011	\$ 23 160	\$ 88 459 32	\$ (9 052 18)	DFA U S SMALL CAP VALUE
91481117	DFSVX	7/31 2008	459 871	10000	\$ 21 74523	\$ 10 000 00	\$ 21 74523	12/31/2011	\$ 23 160	\$ 10 650 61	\$ 650 61	DFA U S SMALL CAP VALUE

\$ 1 409,902 50 \$ (34 955 40)

Bailey Family Foundation Inc
FEIN# 54-1850780
2011 Investment Assets
Schedule L-9

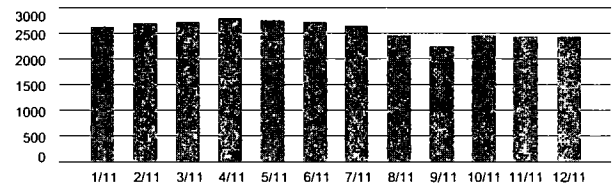


Schwab One® Account of
BAILEY FAMILY FOUNDATION

Bailey Family Foundation, Inc
 FEIN# 54-1850780
 2011 Investment Assets
 Schedule L-10

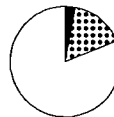
Change in Account Value	This Period	Year to Date
Starting Value	\$ 2,440,861.81	\$ 2,600,350.19
Cash Value of Purchases & Sales	0 00	(33,124 63)
Investments Purchased/Sold	0 00	33,124 63
Deposits & Withdrawals	0 00	0 00
Dividends & Interest	35,920 80	62,050 06
Fees & Charges	0 00	(18,594 00)
Transfers	0 00	0 00
Income Reinvested	(0 64)	(3 85)
Change in Value of Investments	(37,311 37)	(204,331 80)
Ending Value on 12/31/2011	\$ 2,439,470.60	\$ 2,439,470.60
Total Change in Account Value <i>(Totals include Deposits & Withdrawals)</i>	\$ (1,391.21)	\$ (160,879.59)

Account Value (\$) Over Last 12 Months [in Thousands]



Asset Composition	Market Value	% of Account Assets
Money Market Funds [Sweep]	\$ 69,256 54	3%
Bond Funds	379,115 12	16%
Equity Funds	1,991,098 94	82%
Total Assets Long	\$ 2,439,470.60	
Total Account Value	\$ 2,439,470.60	100%

Overview



- 3% MMFs [Sweep]
- ▣ 16% Bond Funds
- 82% Equity Funds

2,439,470.60 +
-69,256.54 +

2,370,214.06 =
285,518.87 +

2,655,732.93 =



Please see "Endnotes for Your Account" section for an explanation of the endnote codes and symbols on this statement
 CTCG2305-001390 357268

Account Id	Symbol/CUSIP	Acquired Date/Open Eff Dt	Quantity	Cost Basis (Unamortized)	Cost Per Share	Adjusted Cost Basis	Adjusted Cost Per Share	Report Date	Price Per Share	Market Value	Gain/Loss	Security Desc
61956941	DFEVX	12/9/2008	1437 806	26500	\$ 18 43086	\$ 26 900 00	\$ 18 43086	12/31/2011	\$ 25 960	\$ 37 325 44	\$ 10 825 44	DFA EMERGING MARKETS
61956941	DFEVX	3/24/2006	4376 14	159400	\$ 26 87000	\$ 115 378 15	\$ 26 87000	12/31/2011	\$ 25 960	\$ 112 366 59	\$ (3 071 56)	DFA EMERGING MARKETS
61956941	DFGBX	3/24/2006	7619 129	124000	\$ 10 23000	\$ 77 943 89	\$ 10 23000	12/31/2011	\$ 10 910	\$ 83 124 70	\$ 5 181 01	DFA FIVE YEAR GLOBAL
61956941	DFGBX	12/31/2010	8931 801	107000	\$ 0 88305	\$ 107 000 00	\$ 10 88305	12/31/2011	\$ 10 910	\$ 107 264 95	\$ 264 95	DFA FIVE YEAR GLOBAL
61956941	DFITX	12/2/2008	11673 926	111000	\$ 7 72000	\$ 90 122 71	\$ 7 72000	12/31/2011	\$ 4 380	\$ 51 131 80	\$ (38 990 91)	DFA INTL REAL ESTATE
61956941	DFITX	12/9/2008	3343 575	12000	\$ 3 58897	\$ 12 000 00	\$ 3 58897	12/31/2011	\$ 4 380	\$ 14 644 86	\$ 2 644 86	DFA INTL REAL ESTATE
61956941	DFITX	6/15/2010	3486 9	16000	\$ 4 58860	\$ 16 000 00	\$ 4 58860	12/31/2011	\$ 4 380	\$ 15 272 62	\$ (727 38)	DFA INTL REAL ESTATE
61956941	DISVX	12/22/2008	1353 425	23900	\$ 16 99352	\$ 23 000 00	\$ 16 99352	12/31/2011	\$ 13 580	\$ 18 379 51	\$ (4 620 49)	DFA INTL SMALL CAP VALUE
61956941	DISVX	3/24/2006	4326 093	86200	\$ 19 79000	\$ 85 613 38	\$ 19 79000	12/31/2011	\$ 13 580	\$ 58 740 34	\$ (26 865 04)	DFA INTL SMALL CAP VALUE
61956941	DISVX	6/15/2010	763 207	11800	\$ 14 31946	\$ 11 000 00	\$ 14 31946	12/31/2011	\$ 13 580	\$ 10 432 25	\$ (567 75)	DFA INTL SMALL CAP VALUE
61956941	DFISX	12/2/2008	1108 209	18000	\$ 16 24242	\$ 18 000 00	\$ 16 24242	12/31/2011	\$ 13 840	\$ 15 337 61	\$ (2 662 39)	DFA INTL SMALL COMPANY
61956941	DFISX	3/24/2006	4651 207	99200	\$ 17 94000	\$ 83 442 65	\$ 17 94000	12/31/2011	\$ 13 840	\$ 64 372 70	\$ (19 069 95)	DFA INTL SMALL COMPANY
61956941	DFISX	6/15/2010	716 751	10000	\$ 3 95185	\$ 10 000 00	\$ 3 95185	12/31/2011	\$ 13 840	\$ 9 919 83	\$ (80 17)	DFA INTL SMALL COMPANY
61956941	DFIVX	12/9/2008	2533 39	30000	\$ 1 84184	\$ 30 000 00	\$ 1 84184	12/31/2011	\$ 14 740	\$ 37 342 17	\$ 7 342 17	DFA INTL VALUE PORTFOLIO
61956941	DFIVX	3/24/2006	8156 628	198400	\$ 20 16900	\$ 164 437 62	\$ 20 16900	12/31/2011	\$ 14 740	\$ 120 228 70	\$ (44 208 92)	DFA INTL VALUE PORTFOLIO
61956941	DFIVX	6/15/2010	828 754	13000	\$ 15 88620	\$ 13 000 00	\$ 15 88620	12/31/2011	\$ 14 740	\$ 12 215 83	\$ (784 17)	DFA INTL VALUE PORTFOLIO
61956941	DFREX	10/18/2007	1552 068	47000	\$ 30 28218	\$ 47 000 00	\$ 30 28218	12/31/2011	\$ 23 090	\$ 35 837 25	\$ (11 162 75)	DFA REAL ESTATE
61956941	DFREX	3/24/2006	3152 96	198400	\$ 28 55000	\$ 90 017 01	\$ 28 55000	12/31/2011	\$ 23 090	\$ 72 801 85	\$ (17 215 16)	DFA REAL ESTATE
61956941	DFGFX	6/15/2010	2247 554	23000	\$ 10 23335	\$ 23 000 00	\$ 10 23335	12/31/2011	\$ 10 080	\$ 22 655 34	\$ (344 66)	DFA TWO YEAR GLOBAL
61956941	DFGFX	12/31/2010	7780 296	79000	\$ 10 15366	\$ 79 000 00	\$ 10 15366	12/31/2011	\$ 10 080	\$ 78 425 38	\$ (574 62)	DFA TWO YEAR GLOBAL
61956941	DFGFX	3/24/2006	8644 915	124000	\$ 9 84000	\$ 85 557 96	\$ 9 84000	12/31/2011	\$ 10 080	\$ 87 644 74	\$ 2 086 78	DFA TWO YEAR GLOBAL
61956941	DFLVX	3/24/2006	16586 046	396800	\$ 23 69000	\$ 362 971 80	\$ 23 69000	12/31/2011	\$ 19 140	\$ 317 456 92	\$ (65 514 88)	DFA U S LARGE CAP VALUE
61956941	DFLVX	12/2/2008	1747 693	36000	\$ 20 59558	\$ 36 000 00	\$ 20 59558	12/31/2011	\$ 19 140	\$ 33 450 84	\$ (2 549 16)	DFA U S LARGE CAP VALUE
61956941	DFLVX	10/18/2007	2494 242	65000	\$ 26 06002	\$ 65 000 00	\$ 26 06002	12/31/2011	\$ 19 140	\$ 47 739 79	\$ (17 260 21)	DFA U S LARGE CAP VALUE
61956941	DFLVX	12/9/2008	782 816	10000	\$ 13 10932	\$ 10 000 00	\$ 13 10932	12/31/2011	\$ 19 140	\$ 14 600 30	\$ 4 600 30	DFA U S LARGE CAP VALUE
61956941	DFLVX	6/15/2010	778 273	14000	\$ 17 98855	\$ 14 000 00	\$ 17 98855	12/31/2011	\$ 19 140	\$ 14 896 15	\$ 896 15	DFA U S LARGE CAP VALUE
61956941	DFUSX	6/15/2010	3750 853	33000	\$ 8 79800	\$ 33 000 00	\$ 8 79800	12/31/2011	\$ 9 900	\$ 37 133 44	\$ 4 133 44	DFA U S LARGE CO
61956941	DFUSX	5/7/20 0	40814 194	424425	\$ 10 19896	\$ 424 425 00	\$ 10 19896	12/31/2011	\$ 9 900	\$ 404 060 52	\$ (20 364 48)	DFA U S LARGE CO
61956941	DFSTX	1/22/2008	1469 382	25000	\$ 7 0 386	\$ 25 000 00	\$ 7 01396	12/31/2011	\$ 20 520	\$ 30 151 72	\$ 5 151 72	DFA U S SMALL CAP PORT
61956941	DFSTX	10/18/2007	2422 544	54000	\$ 22 29062	\$ 54 000 00	\$ 22 29062	12/31/2011	\$ 20 520	\$ 49 710 60	\$ (4 289 40)	DFA U S SMALL CAP PORT
61956941	DFSTX	3/24/2006	7026 705	196400	\$ 21 81000	\$ 153 252 44	\$ 21 81000	12/31/2011	\$ 20 520	\$ 144 187 99	\$ (9 064 45)	DFA U S SMALL CAP PORT
61956941	DFSVX	12/2/2008	1657 186	35000	\$ 21 12014	\$ 35 000 00	\$ 21 12014	12/31/2011	\$ 23 160	\$ 38 380 43	\$ 3 380 43	DFA U S SMALL CAP VALUE
61956941	DFSVX	10/18/2007	2203 654	64000	\$ 29 04267	\$ 64 000 00	\$ 29 04267	12/31/2011	\$ 23 160	\$ 51 036 63	\$ (12 963 37)	DFA U S SMALL CAP VALUE
61956941	DFSVX	3/24/2006	5267 54	198400	\$ 29 93000	\$ 157 657 47	\$ 29 93000	12/31/2011	\$ 23 160	\$ 121 996 23	\$ (35 661 24)	DFA U S SMALL CAP VALUE

\$ 2 370 214 04 \$(292 105 84)

Bailey Family Foundation, Inc
FEIN# 54-1850780
2011 Investment Assets
Schedule L-10



E*TRADE Platinum
Investment Account

Bailey Family Foundation, Inc
FEIN# 54-1850780
2011 Investment Assets
Schedule L-11

Statement Period December 1, 2011 - December 31, 2011

Account Type BUSINESS

Customer Update:
Secure your security Make sure your email address is up to date Verify now on the My Info page within the Accounts section of your online account

ACCOUNT OVERVIEW

Last Statement Date November 30, 2011

Beginning Account Value(On 11/30/11) \$ 121,809 72
Ending Account Value(On 12/31/11) \$ 1,173,320 53
Net Change \$ 1,051,510 81

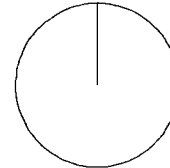
For current rates, please visit etrade.com/rates

1,171,762.43 +
104,811.46 +

1,276,573.89 =

ASSET ALLOCATION (AS OF 12/31/11)

0 13% - Cash & Equivalents



99 87% - Stocks, Options & ETF (Long)

ACCOUNT VALUE SUMMARY

	AS OF 12/31/11	AS OF 11/30/11	% CHANGE
Cash & Equivalents	\$ 1,558 10	\$ 11,369 72	-86 30%
Total Cash/Margin Debt	\$ 1,558 10	\$ 11,369 72	-86 30%
Stocks, Options & ETF (Long)	\$1,171,762 43	\$ 110,440 00	960 99%
Total Value of Securities	\$1,171,762 43	\$ 110,440 00	960 99%
Net Account Value	\$1,173,320 53	\$ 121,809 72	863 24%

Securities products and services are offered by E*TRADE Securities LLC, Member FINRA/SIPC
Sweep Deposit Account is a bank deposit account with E*TRADE Bank, a Federal savings bank,
Member FDIC Sweep deposit accounts at each bank are FDIC-insured up to a maximum of
\$250,000 Securities products and cash balances other than Sweep Deposit Account funds are
not FDIC-insured, are not guaranteed deposits or obligations of E*TRADE Bank, and are subject
to investment risk, including possible loss of the principal invested

E*TRADE Securities LLC • PO Box 484, Jersey City, NJ 07303-0484 • www.etrade.com • 1-800-503-9260 • Member FINRA/SIPC



E*TRADE Platinum
Investment Account

Bailey Family Foundation, Inc
FEIN# 54-1850780
2011 Investment Assets
Schedule L-12

Statement Period December 1, 2011 - December 31, 2011

Account Type BUSINESS

Customer Update:
Secure your security Make sure your email address is up to date. Verify now on the My Info page within the Accounts section of your online account

ACCOUNT OVERVIEW

Last Statement Date November 30, 2011

Beginning Account Value(On 11/30/11) \$ 11,118,996 64
Ending Account Value(On 12/31/11) \$ 10,693,663 30
Net Change \$ -425,333 34

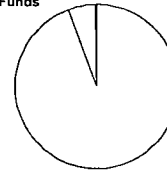
For current rates, please visit etrade.com/rates

10,657,113 70 +
433,531.38 +

11,090,645 08 =

ASSET ALLOCATION (AS OF 12/31/11)

0 28% - Cash & Equivalents
5 55% - Mutual Funds



94 16% - Stocks, Options & ETF (Long)

ACCOUNT VALUE SUMMARY

	AS OF 12/31/11	AS OF 11/30/11	% CHANGE
Cash & Equivalents	\$ 30,117 78	\$ 2,003 55	1,403 22%
Margin Balance	\$ 6,431 82	\$ 0 00	--
Total Cash/Margin Debt	\$ 36,549 60	\$ 2,003 55	1,724 24%
Stocks, Options & ETF (Long)	\$10,063,504 57	\$10,524,784 59	-4 38%
Mutual Funds	\$ 593,609 13	\$ 592,208 50	0 24%
Total Value of Securities	\$10,657,113 70	\$11,116,993 09	-4 14%
Net Account Value	\$10,693,663 30	\$11,118,996 64	-3 83%

Securities products and services are offered by E*TRADE Securities LLC, Member FINRA/SIPC. Sweep Deposit Account is a bank deposit account with E*TRADE Bank, a Federal savings bank, Member FDIC. Sweep deposit accounts at each bank are FDIC-insured up to a maximum of \$250,000. Securities products and cash balances other than Sweep Deposit Account funds are not FDIC-insured, are not guaranteed deposits or obligations of E*TRADE Bank, and are subject to investment risk, including possible loss of the principal invested.

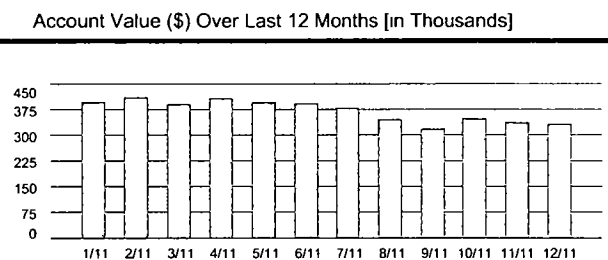
E*TRADE Securities LLC • PO Box 484, Jersey City NJ 07303-0484 • www.etrade.com • 1-800-503-9260 • Member FINRA/SIPC



Bailey Family Foundation, Inc
 FEIN# 54-1850780
 2011 Investment Assets
 Schedule L-13

Statement Period
 December 1-31, 2011

Change in Account Value	This Period	Year to Date
Starting Value	\$ 338,384.75	\$ 385,287.38
Cash Value of Purchases & Sales	2,340.33	(6,884.34)
Investments Purchased/Sold	(2,340.33)	6,884.34
Deposits & Withdrawals	0.00	0.00
Dividends & Interest	1,513.86	12,978.31
Fees & Charges	(150.85)	(5,311.75)
Transfers	0.00	0.00
Income Reinvested	0.00	(0.06)
Change in Value of Investments	(5,458.55)	(58,664.67)
Ending Value on 12/31/2011	\$ 334,289.21	\$ 334,289.21
Total Change in Account Value <i>(Totals include Deposits & Withdrawals)</i>	\$ (4,095.54)	\$ (50,998.17)



334,306.61 +
1,541,773.07 +
802,529.49 +
5,722,277.48 +
907,816.89 +
796,008.01 +

10,104,711.55 =
-6,764.72 -
-192.15 +
-29,549.69 +
-3,079.74 -
-3,751.17 +
-16,022.74 +

10,045,351.34 =
-39,727.43 +

10,005,623.91 =

Asset Composition	Market Value	% of Account Assets	Overview
Money Market Funds [Sweep]	\$ 6,764.72	2%	
Equities	327,541.89	98%	
Total Assets Long	\$ 334,306.61		
Cash (Debits)	(17.40)		
Total Assets Short	\$ (17.40)		
Total Account Value	\$ 334,289.21	100%	

THE ACTUARIAL CONSULTING GROUP
 HELPING YOU GET TO TOMORROW

Please see "Endnotes for Your Account" section for an explanation of the endnote codes and symbols on this statement
 CTCM1201-001036 23166

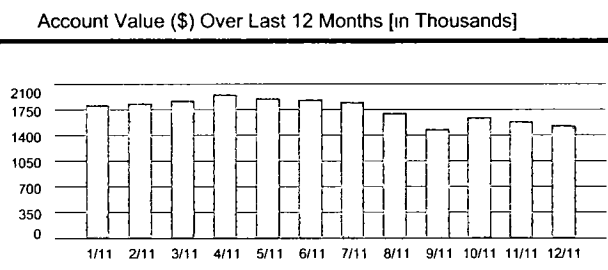




Bailey Family Foundation, Inc
 FEIN# 54-1850780
 2011 Investment Assets
 Schedule L-13

Statement Period
 December 1-31, 2011

Change in Account Value	This Period	Year to Date
Starting Value	\$ 1,589,632.62	\$ 1,873,654.58
Cash Value of Purchases & Sales	(33,940 55)	(48,539 04)
Investments Purchased/Sold	33,940 55	48,539 04
Deposits & Withdrawals	0 00	0 00
Dividends & Interest	33,940 55	50,512 04
Fees & Charges	0 00	(5,770 90)
Transfers	0 00	0 00
Income Reinvested	(33,940 55)	(50,512 04)
Change in Value of Investments	(47,859 55)	(326,110 61)
Ending Value on 12/31/2011	\$ 1,541,773 07	\$ 1,541,773 07
Total Change in Account Value (Totals include Deposits & Withdrawals)	\$(47,859.55)	\$(331,881.51)



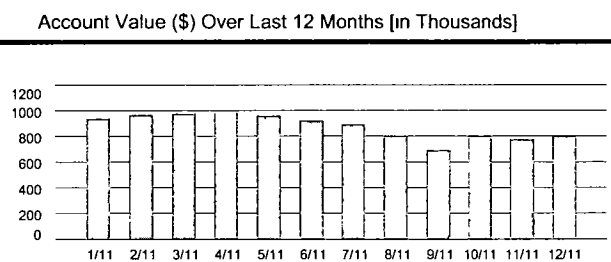
Asset Composition	Market Value	% of Account Assets
Money Market Funds [Sweep]	\$ 192 15	<1%
Equity Funds	1,541,580 92	100%
Total Assets Long	\$ 1,541,773.07	
Total Account Value	\$ 1,541,773.07	100%

THE ACTUARIAL CONSULTING GROUP
 * * * * * ENTERING THE 3RD OF TOMORROW

Please see "Endnotes for Your Account" section for an explanation of the endnote codes and symbols on this statement



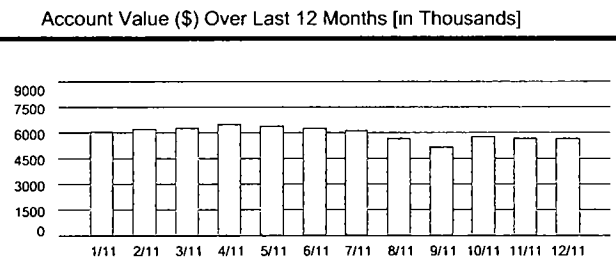
Change in Account Value	This Period	Year to Date
Starting Value	\$ 780,141.60	\$ 909,133.84
Cash Value of Purchases & Sales	8,573 43	(46,339 06)
Investments Purchased/Sold	(8,573 43)	46,339 06
Deposits & Withdrawals	0 00	0 00
Dividends & Interest	1,522 96	16,279 12
Fees & Charges	0 00	(11,644 31)
Transfers	0 00	0 00
Income Reinvested	(0 46)	(5 76)
Change in Value of Investments	20,865 39	(111,233 40)
Ending Value on 12/31/2011	\$ 802,529.49	\$ 802,529.49
Total Change in Account Value (Totals include Deposits & Withdrawals)	\$ 22,337.89	\$ (106,604.35)



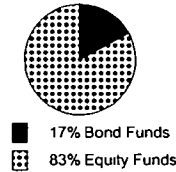
Asset Composition	Market Value	% of Account Assets	Overview
Cash and Money Market Funds [Sweep]	\$ 29,549 69	4%	
Equities	768,820 70	96%	
Other Assets	4,159 10	<1%	
Total Assets Long	\$ 802,529.49		
Total Account Value	\$ 802,529.49	100%	<ul style="list-style-type: none"> 4% Cash, MMFs [Sweep] 96% Equities

Please see "Endnotes for Your Account" section for an explanation of the endnote codes and symbols on this statement

Change in Account Value	This Period	Year to Date
Starting Value	\$ 5,757,317.96	\$ 6,014,763.40
Cash Value of Purchases & Sales	(85,197 57)	(116,365 56)
Investments Purchased/Sold	85,197 57	116,365 56
Deposits & Withdrawals	0 00	0 00
Dividends & Interest	85,197 57	137,365 56
Fees & Charges	0 00	(19,386 55)
Transfers	0 00	0 00
Income Reinvested	(85,197 57)	(137,365 56)
Change in Value of Investments	(35,040 48)	(273,099 37)
Ending Value on 12/31/2011	\$ 5,722,277.48	\$ 5,722,277.48
Total Change in Account Value <small>(Totals include Deposits & Withdrawals)</small>	\$ (35,040.48)	\$ (292,435.92)



Asset Composition	Market Value	% of Account Assets	Overview
Money Market Funds [Sweep]	\$ 3,079 74	<1%	
Bond Funds	991,566 29	17%	
Equity Funds	4,727,631 45	83%	
Total Assets Long	\$ 5,722,277.48		
Total Account Value	\$ 5,722,277.48	100%	



THE ACTUARIAL CONSULTING GROUP
actuarial consulting the art of tomorrow

Please see "Endnotes for Your Account" section for an explanation of the endnote codes and symbols on this statement
 CTCN1305-001778 403846

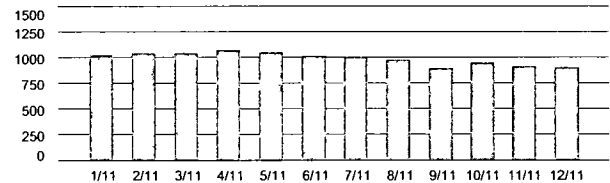


Bailey Family Foundation, Inc
 FEIN# 54-1850780
 2011 Investment Assets
 Schedule L-13

Statement Period
 December 1-31, 2011

Change in Account Value	This Period	Year to Date
Starting Value	\$ 919,410.21	\$ 1,017,621.35
Cash Value of Purchases & Sales	(39,858.95)	(65,838.96)
Investments Purchased/Sold	39,858.95	65,838.96
Deposits & Withdrawals	0.00	0.00
Dividends & Interest	39,858.95	66,669.31
Fees & Charges	0.00	(3,235.12)
Transfers	0.00	0.00
Income Reinvested	(39,858.95)	(66,669.31)
Change in Value of Investments	(11,593.32)	(106,569.34)
Ending Value on 12/31/2011	\$ 907,816.89	\$ 907,816.89
Total Change in Account Value <i>(Totals include Deposits & Withdrawals)</i>	\$ (11,593.32)	\$ (109,804.46)

Account Value (\$) Over Last 12 Months [in Thousands]



Asset Composition	Market Value	% of Account Assets
Money Market Funds [Sweep]	\$ 3,751.17	<1%
Equity Funds	904,065.72	100%
Total Assets Long	\$ 907,816.89	
Total Account Value	\$ 907,816.89	100%

THE ACTUARIAL CONSULTING GROUP
 OF SERVING THE ART OF TOMORROW

Please see "Endnotes for Your Account" section for an explanation of the endnote codes and symbols on this statement
 CTCM1304-002174 316210

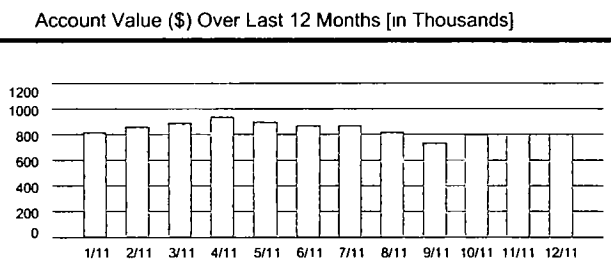




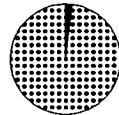
Bailey Family Foundation, Inc
 FEIN# 54-1850780
 2011 Investment Assets
 Schedule L-13

Statement Period
 December 1-31, 2011

Change in Account Value	This Period	Year to Date
Starting Value	\$ 796,968.23	\$ 831,792.92
Cash Value of Purchases & Sales	0 00	(10,140 62)
Investments Purchased/Sold	0 00	10,140 62
Deposits & Withdrawals	0 00	0 00
Dividends & Interest	3,886 38	16,413 31
Fees & Charges	0 00	(2,718 29)
Transfers	0 00	0 00
Income Reinvested	0 00	(0 16)
Change in Value of Investments	(4,846 60)	(49,479 77)
Ending Value on 12/31/2011	\$ 796,008.01	\$ 796,008.01
Total Change in Account Value <i>(Totals include Deposits & Withdrawals)</i>	\$ (960.22)	\$ (35,784.91)



Asset Composition	Market Value	% of Account Assets
Cash and Money Market Funds [Sweep]	\$ 16,022 74	2%
Other Assets	779,985 27	98%
Total Assets Long	\$ 796,008.01	
Total Account Value	\$ 796,008.01	100%



■ 2% Cash, MMFs [Sweep]
 ▨ 98% Other Assets

THE ACTUARIAL CONSULTING GROUP
entering the art of tomorrow

Please see "Endnotes for Your Account" section for an explanation of the endnote codes and symbols on this statement
 CTCM1304-002173 316202



January 5, 2012

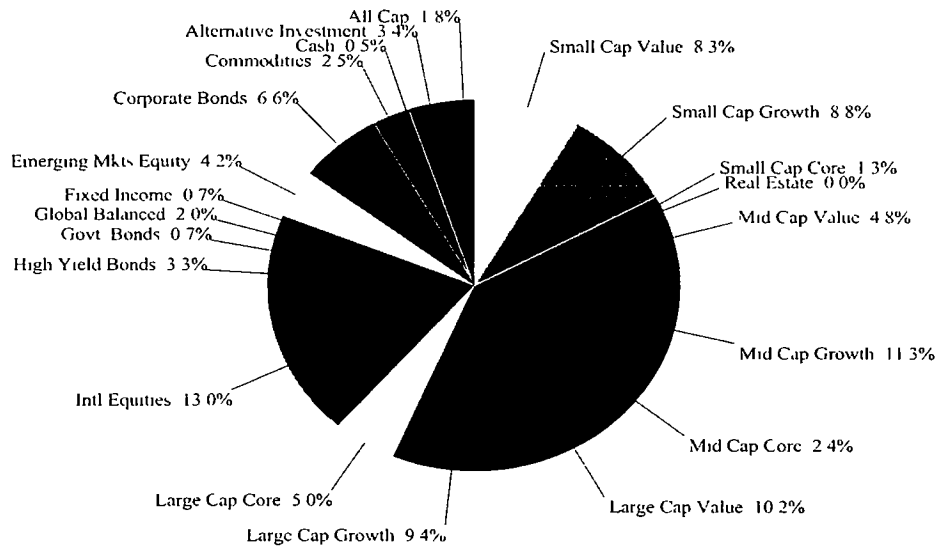


Portfolio Statement
As of 12/31/2011

Bailey Family Foundation, Inc
FEIN# 54-1850780
2011 Investment Assets
Schedule L-13

Bailey Family Foundation Total Portfolio

Portfolio Allocation



January 5, 2012

Page 2

Portfolio Statement
As of 12/31/2011

Bailey Family Foundation, Inc
FEIN# 54-1850780
2011 Investment Assets
Schedule L-13

Bailey Family Foundation Total Portfolio

Description	Symbol	Quantity	Trade Date	Cost Basis	Unit Cost	Current Value	Current Price	Unrealized Gain (Loss)
Managed Assets								
Bailey Family Foundation 21881767 Brandes								
Cash								
Schwab Money Market Fund	MMF			\$6,747.32		\$6,747.32		
Emerging Mkts Equity								
America Movil Sa L ADR	AMX	200	08/19/2011	\$4,772.43	\$23.862	\$4,520.00	\$22.600	\$(252.43)
Petroleo Brasileiro S A ADR	PBRA	250	07/01/2010	\$7,686.28	\$30.745	\$5,872.50	\$23.490	\$(1,813.78)
				\$12,458.71		\$10,392.50		\$(2,066.21)
Intl Equities								
Aegon NV ADR	AEG	1,000	07/19/2004	\$9,438.36	\$9.438	\$4,020.00	\$4.020	\$(5,418.36)
Akzo Nobel NV Sponsored ADR	AKZOY	90	10/21/2003	\$4,154.40	\$46.160	\$4,364.88	\$48.499	\$210.48
Alcatel-Lucent ADR	ALU	980	12/01/2006	\$9,072.62	\$9.258	\$1,528.80	\$1.560	\$(7,543.82)
Astellas Pharmaceuticals	ALPMY	120	06/04/2010	\$3,933.92	\$32.783	\$4,881.73	\$40.681	\$947.81
Astrazenca PLC ADR	AZN	140	05/04/2007	\$6,338.14	\$45.272	\$6,480.60	\$46.290	\$142.46
Banco Santander Bra ADR	BSBR	330	11/23/2011	\$2,269.18	\$6.876	\$2,686.20	\$8.140	\$417.02
Barclays Bank PLC ADR	BCS	210	12/13/2007	\$7,423.50	\$35.350	\$2,307.90	\$10.990	\$(5,115.60)
BP PLC Ord	BPAQF	950	10/02/2009	\$6,926.91	\$7.291	\$6,798.20	\$7.156	\$(128.71)
Canon ADR	CAJ	120	11/06/2008	\$4,284.64	\$35.705	\$5,284.80	\$44.040	\$1,000.16
Carrefour Sprmch Sa Ord	CRERF	300	10/13/2004	\$9,767.32	\$32.558	\$6,860.13	\$22.867	\$(2,907.19)
Cemsa Sa ADR New	CX	820	09/22/2009	\$9,536.43	\$11.630	\$4,419.80	\$5.390	\$(5,116.63)
Centrais Eletricas Brasileiras Spo	CAIFY	330	03/16/2007	\$3,509.18	\$10.634	\$3,204.30	\$9.710	\$(304.88)
CRH PLC	CRHCF	250	11/01/2010	\$4,876.10	\$19.504	\$4,969.30	\$19.877	\$93.20
Dai Nippon Printing ADR	DNPLY	370	12/27/2007	\$5,805.07	\$15.689	\$3,558.62	\$9.618	\$(2,246.45)
Daichi Sankyo	DSKYF	200	01/25/2006	\$4,103.90	\$20.520	\$3,966.72	\$19.834	\$(137.18)
Daichi Sankyo Co Ltd ADR	DSNKY	90	11/16/2011	\$1,608.00	\$17.867	\$1,785.02	\$19.834	\$177.02
Deutsche Bank AG	DB	60	12/09/2009	\$3,696.87	\$61.615	\$2,271.60	\$37.860	\$(1,425.27)
Deutsche Post Ag Ord	DPSTF	280	09/07/2011	\$3,770.54	\$13.466	\$4,318.22	\$15.422	\$547.68
Deutsche Telekom AG ADR	DT	540	10/21/2003	\$8,262.41	\$15.301	\$6,214.37	\$11.508	\$(2,048.04)
ENI SpA ADR	E	280	06/15/2009	\$13,255.83	\$47.342	\$11,555.60	\$41.270	\$(1,700.23)
Ericsson Tel ADR	ERICD	410	03/14/2007	\$4,884.27	\$11.913	\$4,153.30	\$10.130	\$(730.97)
Flextronics Intl Ltd	FLEX	570	08/12/2010	\$3,239.79	\$5.684	\$3,226.20	\$5.660	\$(13.59)
France Telecom Sa Ord	FNCTF	457	06/27/2007	\$10,060.35	\$22.014	\$7,199.21	\$15.753	\$(2,861.14)
Fuji Photo Film ADR	FUJIY	200	04/02/2004	\$6,573.55	\$32.868	\$4,738.76	\$23.694	\$(1,834.79)
GlaxoSmithKline PLC	GLAXF	90	03/02/2011	\$1,714.52	\$19.050	\$2,057.50	\$22.861	\$342.98
GlaxoSmithKline PLC ADR	GSK	100	10/21/2003	\$5,039.38	\$50.394	\$4,563.00	\$45.630	\$(476.38)
Honda Motor Co Ltd ADR	HMC	150	12/12/2008	\$3,607.45	\$24.050	\$4,582.50	\$30.550	\$975.05

Portfolio Statement
As of 12/31/2011

Bailey Family Foundation, Inc
FEIN# 54-1850780
2011 Investment Assets
Schedule L-13

Bailey Family Foundation Total Portfolio

Description	Symbol	Quantity	Trade Date	Cost Basis	Unit Cost	Current Value	Current Price	Unrealized Gain (Loss)
Managed Assets								
Bailey Family Foundation 21881767 Brandes								
Intl Equities								
HSBC Holdings PLC Foreign Issu	HBCYF	310	07/29/2011	\$2,852.08	\$9.200	\$2,365.52	\$7.631	\$(486.56)
Intesa Sanpaolo Ord	T55067101	1,023	01/09/2007	\$7,672.50	\$7.500	\$1,718.44	\$1.680	\$(5,954.06)
Ital Fabrich Rtunit ADR	ITALY	520	04/09/2010	\$6,389.66	\$12.288	\$3,076.79	\$5.917	\$(3,312.87)
ITV Plc Ord	3892664	2,700	10/14/2005	\$4,553.28	\$1.686	\$2,857.68	\$1.058	\$(1,695.60)
J Sainsbury PLC ADR	JSALY	210	06/06/2008	\$5,428.27	\$25.849	\$3,954.20	\$18.830	\$(1,474.07)
J Sainsbury PLC	JNSNF	600	04/27/2010	\$3,262.10	\$5.437	\$2,823.54	\$4.706	\$(438.56)
Kingfisher PLC ADR	KGFHY	610	07/02/2007	\$4,012.03	\$6.577	\$4,753.24	\$7.792	\$741.21
Korea Electric Power ADR	KFC	340	10/21/2003	\$7,885.08	\$23.191	\$3,733.20	\$10.980	\$(4,151.88)
KT Corporation ADR	KTC	120	10/21/2003	\$2,782.80	\$23.190	\$1,876.80	\$15.640	\$(906.00)
Marks & Spencer ADR	570991133	420	10/21/2003	\$3,905.88	\$9.300	\$4,059.93	\$9.667	\$154.05
Marks & Spencer New Ord	MAKSF	280	03/10/2011	\$1,515.75	\$5.413	\$1,352.90	\$4.832	\$(162.85)
Mitsubishi UFJ Financial ADR	MTU	760	10/21/2003	\$8,169.62	\$10.750	\$3,184.40	\$4.190	\$(4,985.22)
Mizuho Financial Group ADR	MFG	1,200	04/27/2007	\$9,423.61	\$7.853	\$3,216.00	\$2.680	\$(6,207.61)
MS&AD Insurance Group Holdin	MSADY	450	04/05/2010	\$7,478.17	\$16.618	\$4,170.15	\$9.267	\$(3,308.02)
Natixis	NTXFF	450	09/11/2007	\$9,389.75	\$20.866	\$1,135.62	\$2.524	\$(8,254.13)
Nippon Tele & Tel ADR	NTT	400	10/21/2003	\$8,987.28	\$22.468	\$10,132.00	\$25.330	\$1,144.72
Nissan Motor Spon ADR	NSANY	150	08/14/2008	\$1,381.41	\$9.209	\$2,698.20	\$17.988	\$1,316.79
Portugal Telecom ADR	PT	400	10/21/2003	\$5,235.96	\$13.090	\$2,308.00	\$5.770	\$(2,927.96)
Posco ADR	PKX	40	11/25/2011	\$3,190.89	\$79.772	\$3,284.00	\$82.100	\$93.11
Royal Ahold ADR	AHO	412	10/21/2003	\$5,273.84	\$12.801	\$5,564.97	\$13.507	\$291.13
S K Telecom Ltd ADR	SKM	280	11/22/2005	\$6,554.74	\$23.410	\$3,810.80	\$13.610	\$(2,743.94)
Sanofi Aventis ADR	SNY	218	08/25/2004	\$8,569.68	\$39.310	\$7,965.72	\$36.540	\$(603.96)
Seiko Epson Corp ADR	SEKEY	520	11/01/2007	\$6,048.85	\$11.632	\$3,456.96	\$6.648	\$(2,591.89)
Seven & i Holdings Co ADR	SVNDY	100	07/30/2010	\$4,717.92	\$47.179	\$5,575.77	\$55.758	\$857.85
Seven & i Holdings, Ltd Co	SVNDF	10	12/15/2009	\$210.25	\$21.025	\$278.79	\$27.879	\$68.54
Sony Corp ADR	SNE	180	05/13/2005	\$4,079.65	\$22.665	\$3,247.20	\$18.040	\$(832.45)
Stmicroelectronics	STM	750	05/04/2005	\$10,248.30	\$13.664	\$4,447.50	\$5.930	\$(5,800.80)
Sumitomo Mitsui ADR	SMFG	750	11/01/2010	\$12,289.92	\$16.387	\$4,132.50	\$5.510	\$(8,157.42)
Swiss Re Ltd ADR	SSREY	140	06/15/2011	\$7,964.01	\$56.886	\$7,166.94	\$51.192	\$(797.07)
Swisscom Ag ADR	SCM	110	10/21/2003	\$3,965.95	\$36.054	\$4,186.61	\$38.060	\$220.66
T D K Corporation ADR	TDK	50	03/07/2007	\$3,570.91	\$71.418	\$2,216.01	\$44.320	\$(1,354.90)
Takeda Pharmaceutical Co Ltd	TKPYY	210	10/08/2010	\$5,059.58	\$24.093	\$4,612.69	\$21.965	\$(446.89)
Telcelcom Italiz Spa Sp ADR	TI	905	10/21/2003	\$24,295.74	\$26.846	\$9,638.25	\$10.650	\$(14,657.49)
Telefonica S A Sponsored ADR	TEF	129	10/21/2003	\$2,432.85	\$18.859	\$2,217.51	\$17.190	\$(215.34)
Tokio Marine Holdings ADR	TKOMY	165	07/02/2008	\$6,033.18	\$36.565	\$3,656.42	\$22.160	\$(2,376.76)
Total Fina S A ADR	TOT	240	03/09/2010	\$13,069.74	\$54.457	\$12,266.40	\$51.110	\$(803.34)

Portfolio Statement
As of 12/31/2011

Bailey Family Foundation, Inc
FEIN# 54-1850780
2011 Investment Assets
Schedule L-13

Bailey Family Foundation Total Portfolio

<u>Description</u>	<u>Symbol</u>	<u>Quantity</u>	<u>Trade Date</u>	<u>Cost Basis</u>	<u>Unit Cost</u>	<u>Current Value</u>	<u>Current Price</u>	<u>Unrealized Gain (Loss)</u>
Managed Assets								
Bailey Family Foundation 21881767 Brandes								
Intl Equities								
Toyota Motor Corporation	TM	100	12/23/2008	\$6,625.06	\$66.251	\$6,613.00	\$66.130	\$(12.06)
UBS Ag	UBS	360	06/04/2010	\$5,022.16	\$13.950	\$4,258.80	\$11.830	\$(763.36)
Unilever N Y Ny Shs Newf	UN	190	10/21/2003	\$3,717.62	\$19.566	\$6,530.30	\$34.370	\$2,812.68
Unilever Plc ADR New	UL	50	11/24/2004	\$1,020.18	\$20.404	\$1,676.00	\$33.520	\$655.82
Vodafone Group New Ordinary S	VODPF	2,190	07/22/2009	\$4,272.97	\$1.951	\$6,087.11	\$2.780	\$1,814.14
Wm Morrison Supermarket	MRWSF	980	07/13/2004	\$3,311.71	\$3.379	\$4,966.64	\$5.068	\$1,654.93
Wolters Kluwer Spon ADR	WTKWY	240	10/21/2003	\$4,516.51	\$18.819	\$4,160.81	\$17.337	\$(355.70)
				\$413,540.07		\$303,431.57		\$(110,108.50)
Large Cap Value								
Tyco Electronics	TEL	182	06/29/2007	\$3,168.98	\$17.412	\$5,607.42	\$30.810	\$2,438.44
				\$435,915.08		\$326,178.81		\$(109,736.27)
Bailey Family Foundation 71392638 International Equities								
Cash								
Schwab Money Market Fund	MMF			\$192.15		\$192.15		
Emerging Mkts Equity								
DFA Emerging Markets Small Ca	DEMSX	10,142.34	09/17/2010	\$226,298.43	\$22.312	\$180,837.92	\$17.830	\$(45,460.51)
Lazard Emerging Markets Equity	LZEMX	13,796.553	05/03/2006	\$263,685.51	\$19.112	\$231,782.09	\$16.800	\$(31,903.42)
				\$489,983.94		\$412,620.01		\$(77,363.93)
Intl Equities								
DFA International Small Compan	DFISX	17,096.329	03/18/2011	\$291,034.35	\$17.023	\$236,613.19	\$13.840	\$(54,421.16)
Thornburg International Value Fu	TGVIX	24,435.598	09/17/2010	\$638,405.80	\$26.126	\$600,627.00	\$24.580	\$(37,778.80)
				\$929,440.15		\$837,240.19		\$(92,199.96)

January 5, 2012

Page 5

Portfolio Statement
As of 12/31/2011

Bailey Family Foundation, Inc
FEIN# 54-1850780
2011 Investment Assets
Schedule L-13

Bailey Family Foundation Total Portfolio

<u>Description</u>	<u>Symbol</u>	<u>Quantity</u>	<u>Trade Date</u>	<u>Cost Basis</u>	<u>Unit Cost</u>	<u>Current Value</u>	<u>Current Price</u>	<u>Unrealized Gain (Loss)</u>
Managed Assets								
Bailey Family Foundation 71392638 International Equities								
Large Cap Growth								
Oppenheimer Developing Markets	ODVYX	10,069.752	09/17/2010	\$322,050.75	\$31.982	\$291,720.72	\$28.970	\$(30,330.03)
				<u>\$1,741,666.99</u>		<u>\$1,541,773.07</u>		<u>\$(199,893.92)</u>
Bailey Family Foundation 11939696 Global Momentum Strategy								
Cash								
Schwab Money Market Fund	MMF			\$16,022.74		\$16,022.74		
Commodities								
PowerShares DB Precious Metals	DBP	1,395	08/03/2011	\$87,001.15	\$62.366	\$75,162.60	\$53.880	\$(11,838.55)
Fixed Income								
iShares Barclays MBS Bond	MBB	647	10/11/2011	\$69,611.01	\$107.590	\$69,921.29	\$108.070	\$310.28
Govt Bonds								
iShares 7-10 Year Treasury	IEF	677	10/11/2011	\$69,657.83	\$102.892	\$71,470.89	\$105.570	\$1,813.06
Intl Equities								
SPDR S&P International Dividen	DWX	1,507	05/10/2011	\$93,461.56	\$62.018	\$70,060.43	\$46.490	\$(23,401.13)
WisdomTree Japan SmallCap Div	DFJ	1,935	08/03/2011	\$85,847.49	\$44.366	\$80,592.75	\$41.650	\$(5,254.74)
				<u>\$179,309.05</u>		<u>\$150,653.18</u>		<u>\$(28,655.87)</u>
Large Cap Core								
PowerShares Dynamic Pharmaceu	PJP	3,519	05/10/2011	\$93,487.19	\$26.566	\$99,165.42	\$28.180	\$5,678.23
Large Cap Growth								
iShares Dow Jones US Technolog	IYW	1,091	10/11/2011	\$69,478.38	\$63.683	\$69,714.90	\$63.900	\$236.52
Large Cap Value								
iShares Russell 1000 Value	IWD	1,160	03/09/2011	\$79,457.99	\$68.498	\$73,636.80	\$63.480	\$(5,821.19)

Portfolio Statement
As of 12/31/2011

Bailey Family Foundation, Inc
FEIN# 54-1850780
2011 Investment Assets
Schedule L-13

Bailey Family Foundation Total Portfolio

Description	Symbol	Quantity	Trade Date	Cost Basis	Unit Cost	Current Value	Current Price	Unrealized Gain (Loss)
Managed Assets								
Bailey Family Foundation 11939696 Global Momentum Strategy								
Mid Cap Core								
iShares FTSE NAREIT Real Estat	FTY	2,234	03/09/2011	\$79,702.90	\$35.677	\$78,980.84	\$35.354	\$(722.06)
SPDR S&P Retail	XRT	1,737	06/07/2010	\$66,816.92	\$38.467	\$91,279.35	\$52.550	\$24,462.43
				\$146,519.82		\$170,260.19		\$23,740.37
				\$810,545.16		\$796,008.01		\$(14,537.15)
Bailey Family Foundation 91853454 Moody Aldrich								
Cash								
Schwab Money Market Fund	MMF			\$16,999.56		\$16,999.56		
Intl Equities								
Nexen Inc	NXY	1,440	09/24/2010	\$28,652.47	\$19.898	\$22,910.40	\$15.910	\$(5,742.07)
Large Cap Core								
Baxter International Inc	BAX	500	02/20/2008	\$26,663.20	\$53.326	\$24,740.00	\$49.480	\$(1,923.20)
Marathon Petroleum Corporation	MPC	750	08/02/2011	\$31,921.28	\$42.562	\$24,967.50	\$33.290	\$(6,953.78)
				\$58,584.48		\$49,707.50		\$(8,876.98)
Large Cap Value								
AT&T	T	1,090	10/21/2008	\$28,673.19	\$26.306	\$32,961.60	\$30.240	\$4,288.41
Bank Of America Corp	BAC	4,000	12/16/2010	\$41,096.30	\$10.274	\$22,240.00	\$5.560	\$(18,856.30)
Bank of New York Co Inc	BK	1,250	09/19/2011	\$25,358.70	\$20.287	\$24,887.50	\$19.910	\$(471.20)
Exelon Corporation	EXC	700	10/19/2010	\$30,505.51	\$43.579	\$30,359.00	\$43.370	\$(146.51)
Goldman Sachs Group Inc	GS	150	02/20/2008	\$18,772.80	\$125.152	\$13,564.50	\$90.430	\$(5,208.30)
PPL Corporation	PPL	900	05/07/2010	\$22,554.10	\$25.060	\$26,478.00	\$29.420	\$3,923.90
				\$166,960.60		\$150,490.60		\$(16,470.00)
Mid Cap Core								
Babcock and Wilcox Co	BWC	1,500	07/30/2010	\$31,849.85	\$21.233	\$36,210.00	\$24.140	\$4,360.15
Huntsman Corporation	HUN	1,100	08/31/2009	\$11,726.98	\$10.661	\$11,000.00	\$10.000	\$(726.98)

Portfolio Statement
As of 12/31/2011

Bailey Family Foundation, Inc
FEIN# 54-1850780
2011 Investment Assets
Schedule L-13

Bailey Family Foundation Total Portfolio

<u>Description</u>	<u>Symbol</u>	<u>Quantity</u>	<u>Trade Date</u>	<u>Cost Basis</u>	<u>Unit Cost</u>	<u>Current Value</u>	<u>Current Price</u>	<u>Unrealized Gain (Loss)</u>
Managed Assets								
Bailey Family Foundation 91853454 Moody Aldrich								
Mid Cap Core								
Xylem Inc	XYL	1 000	11/02/2011	\$25 886 58	\$25 887	\$25,690 00	\$25 690	\$(196 58)
				\$69 463 41		\$72 900 00		\$3 436 59
Mid Cap Growth								
Clear Channel Outdoor Holdings	CCO	2,500	07/28/2010	\$27 188 26	\$10 875	\$31 375 00	\$12 550	\$4 186 74
Goodyear Tire & Rubber Compan	GT	1,800	07/02/2009	\$21 621 38	\$12 012	\$25,506 00	\$14 170	\$3 884 62
Micron Technology Inc	MU	5,000	12/04/2009	\$37 054 17	\$7 411	\$31,450 00	\$6 290	\$(5 604 17)
Oshkosh Truck Corp	OSK	1 150	11/08/2011	\$25 311 25	\$22 010	\$24,587 00	\$21 380	\$(724 25)
				\$111,175 06		\$112 918 00		\$1 742 94
Mid Cap Value								
Ameren Corporation	AEE	740	12/07/2009	\$19 859 13	\$26 837	\$24,516 20	\$33 130	\$4 657 07
Sempra Energy	SRE	550	09/02/2010	\$28 752 04	\$52 276	\$30,250 00	\$55 000	\$1 497 96
United States Steel Corp	X	1 000	12/16/2011	\$25 680 00	\$25 680	\$26,460 00	\$26 460	\$780 00
W R Grace & Company	GRA	250	01/20/2009	\$4 221 50	\$16 886	\$11,480 00	\$45 920	\$7,258 50
Weyerhaeuser	WY	1 500	11/23/2010	\$25 349 50	\$16 900	\$28,005 00	\$18 670	\$2,655 50
				\$103,862 17		\$120 711 20		\$16,849 03
Real Estate								
Maguire Properties	MPG	2,090	04/07/2010	\$8 521 44	\$4 077	\$4,159 10	\$1 990	\$(4 362 34)
Small Cap Core								
Accuride Corporation	ACW	4,000	09/12/2011	\$26 945 68	\$6 736	\$28,480 00	\$7 120	\$1 534 32
Brookline Bnep New Del	BRKL	3 000	07/01/2011	\$28 066 25	\$9 355	\$25,320 00	\$8 440	\$(2 746 25)
Cabelas	CAB	900	10/21/2011	\$23 014 93	\$25 572	\$22 878 00	\$25 420	\$(136 93)
Cloud Peak Energy Inc	CLD	1 750	03/04/2010	\$28,742 61	\$16 424	\$33 810 00	\$19 320	\$5 067 39
Exelis Inc	XLS	1,800	11/02/2011	\$19 542 50	\$10 857	\$16,290 00	\$9 050	\$(3 252 50)
				\$126,311 97		\$126 778 00		\$466 03
Small Cap Growth								
Tesco Corporation	TESO	2 000	07/24/2009	\$21 805 98	\$10 903	\$25,280 00	\$12 640	\$3,474 02

Portfolio Statement
As of 12/31/2011

Bailey Family Foundation, Inc
FEIN# 54-1850780
2011 Investment Assets
Schedule L-13

Bailey Family Foundation Total Portfolio

<u>Description</u>	<u>Symbol</u>	<u>Quantity</u>	<u>Trade Date</u>	<u>Cost Basis</u>	<u>Unit Cost</u>	<u>Current Value</u>	<u>Current Price</u>	<u>Unrealized Gain (Loss)</u>
Managed Assets								
Bailey Family Foundation 91853454 Moody Aldrich Small Cap Value								
Commercial Metals Co	CMC	2.000	11/25/2008	\$22,641.41	\$11.321	\$27,660.00	\$13.830	\$5,018.59
MGIC Investment Corp	MTG	10.300	09/09/2008	\$25,521.19	\$2.478	\$38,419.00	\$3.730	\$12,897.81
O'Charleys Inc	CHUX	2.000	01/14/2011	\$14,702.93	\$7.351	\$10,980.00	\$5.490	\$(3,722.93)
Textainer Group Holdings Ltd	TGH	800	05/12/2010	\$19,210.25	\$24.013	\$23,296.00	\$29.120	\$4,085.75
				\$82,075.78		\$100,355.00		\$18,279.22
				\$794,412.92		\$803,209.36		\$8,796.44
Bailey Family Foundation 43926731 Domestic Equities								
Cash								
Schwab Money Market Fund	MMF			\$3,079.74		\$3,079.74		
Corporate Bonds								
Managers Bond Fund	MGFIX	25,475.991	09/21/2010	\$663,745.30	\$26.054	\$661,611.49	\$25.970	\$(2,133.81)
High Yield Bonds								
Pioneer Global High Yield	GHYYX	35,289.283	09/24/2010	\$355,129.76	\$10.063	\$329,954.80	\$9.350	\$(25,174.96)
Large Cap Core								
Hartford Capital Appreciation	ITHAX	12,333.188	02/19/2008	\$371,093.41	\$30.089	\$355,442.48	\$28.820	\$(15,650.93)
Large Cap Growth								
MainStay Large Cap Growth	MLAIX	82,670.841	09/21/2010	\$537,922.35	\$6.507	\$584,482.85	\$7.070	\$46,560.50
Large Cap Value								
Pioneer Cullen Value	CVFYX	46,904.175	04/17/2008	\$667,726.59	\$14.236	\$800,185.23	\$17.060	\$132,458.64
Mid Cap Growth								
Eagle Mid Cap Growth Fund	HAGAX	35,975.722	03/30/2010	\$933,299.28	\$25.942	\$1,024,588.56	\$28.480	\$91,289.28
Mid Cap Value								
Perkins Mid Cap Value Fund	JMCVX	17,977.897	06/03/2008	\$276,299.81	\$15.369	\$362,973.74	\$20.190	\$86,673.93

Portfolio Statement
As of 12/31/2011

Bailey Family Foundation, Inc
FEIN# 54-1850780
2011 Investment Assets
Schedule L-13

Bailey Family Foundation Total Portfolio

<u>Description</u>	<u>Symbol</u>	<u>Quantity</u>	<u>Trade Date</u>	<u>Cost Basis</u>	<u>Unit Cost</u>	<u>Current Value</u>	<u>Current Price</u>	<u>Unrealized Gain (Loss)</u>
Managed Assets								
Bailey Family Foundation 43926731 Domestic Equities								
Small Cap Growth								
Managers Frontier Small Cap Instu	MSSYX	20,762.569	09/16/2010	\$313,980.00	\$15.122	\$366,666.97	\$17.660	\$52,686.97
Prudential Jennison Small Compa	PSCZX	23,679.727	09/16/2010	\$420,333.17	\$17.751	\$492,538.32	\$20.800	\$72,205.15
				<u>\$734,313.17</u>		<u>\$859,205.29</u>		<u>\$124,892.12</u>
Small Cap Value								
Diamond Hill Small Cap	DHSIX	14,339.304	09/16/2010	\$332,166.20	\$23.165	\$333,675.60	\$23.270	\$1,509.40
Keely Small Cap Value	KSCVX	17,584.35	04/03/2008	\$259,106.26	\$14.735	\$407,077.70	\$23.150	\$147,971.44
				<u>\$591,272.46</u>		<u>\$740,753.30</u>		<u>\$149,480.84</u>
				<u>\$5,133,881.87</u>		<u>\$5,722,277.48</u>		<u>\$588,395.61</u>
Bailey Family Foundation 12987615 Alpha Strategies								
All Cap								
Kinetics Paradigm No Load	WWNPX	9,095.558	08/01/2008	\$248,649.61	\$27.337	\$180,092.05	\$19.800	\$(68,557.56)
Alternative Investment								
Direction Long/Short Global IPO	DXIIX	6,921.51	03/17/2011	\$211,899.78	\$30.615	\$160,302.17	\$23.160	\$(51,597.61)
Managers AMG FQ Global Altern	MGAAX	19,941.061	03/17/2011	\$203,000.00	\$10.180	\$179,668.96	\$9.010	\$(23,331.04)
				<u>\$414,899.78</u>		<u>\$339,971.13</u>		<u>\$(74,928.65)</u>
Cash								
Schwab Money Market Fund	MMF			\$3,751.17		\$3,751.17		
Commodities								
PIMCO Commodity Real Ret Stra	PCRIX	27,772.801	03/17/2011	\$247,992.46	\$8.929	\$181,634.12	\$6.540	\$(66,358.34)

Portfolio Statement
As of 12/31/2011

Bailey Family Foundation, Inc
FEIN# 54-1850780
2011 Investment Assets
Schedule L-13

Bailey Family Foundation Total Portfolio

<u>Description</u>	<u>Symbol</u>	<u>Quantity</u>	<u>Trade Date</u>	<u>Cost Basis</u>	<u>Unit Cost</u>	<u>Current Value</u>	<u>Current Price</u>	<u>Unrealized Gain (Loss)</u>
Managed Assets								
Bailey Family Foundation 12987615 Alpha Strategies								
Global Balanced								
Thornburg Inv Income	TIBIX	11,205.339	03/17/2011	\$214,110.24	\$19.108	\$202,368.42	\$18.060	\$(11,741.82)
				<u>\$1,129,403.26</u>		<u>\$907,816.89</u>		<u>\$(221,586.37)</u>
				<u>\$10,045,825.28</u>		<u>\$10,097,263.62</u>		<u>\$51,438.34</u>
Unmanaged Assets								
Bailey Family Foundation 21881767 Brandes								
Intl Equities								
NEC Corporation	NIPNF	4.000	01/30/2007	\$19,832.46	\$4.958	\$8,110.40	\$2.028	\$(11,722.06)
				<u>\$19,832.46</u>		<u>\$8,110.40</u>		<u>\$(11,722.06)</u>
				<u>\$19,832.46</u>		<u>\$8,110.40</u>		<u>\$(11,722.06)</u>
				<u>\$10,065,657.74</u>		<u>\$10,105,374.02</u>		<u>\$39,716.28</u>

-DISCLAIMERS-

Any benchmark returns used in this report are calculated using data provided by Thomson Investment View. Performance reports do not include any holdings where a daily closing price is not available. ACG receives daily account information from your account custodian. No representation is made as to the accuracy of the data received from the account custodian. ACG recommends you compare this statement with the statement you receive from the custodian. Cost basis is tracked internally when an account is funded with cash. To the extent that an account is funded with securities, it is the responsibility of the client to provide ACG with cost basis. If cost basis is not supplied, the closing market value of the security on the first day that ACG receives a closing price download will be used as the cost basis. The first in first out method of calculating gains and losses is used with all transactions involved in the sell of securities.

Please contact us if your investment objectives have changed or if personal or financial information initially provided in your application has changed.

2011 BFF Gold Purchases							
Date	TR from B&E/Oper	Conf #	QTY	Price	Shipping	Total	Received
9/15/2011	\$ 40,000 00						
9/15/2011		K932837593	20	\$ 37,224 01	\$ 57 50	\$ 37,281 51	9/21/2011
9/22/2011	\$ 36,000 00						
9/22/2011		K934837617	20	\$ 36,555 43	\$ 57 50	\$ 36,612 93	10/3/2011
9/29/2011	\$ 75,000 00						
9/29/2011		K934837707	40	\$ 69,709 93	\$ 90 50	\$ 69,800 43	10/11/2011
10/6/2011		L941837754	20	\$ 34,752 68	\$ 55 50	\$ 34,808 18	10/17/2011
10/13/2011	\$ 27,503 05						
10/13/2011	\$ 70,265 82						
10/13/2011		L942837767	40	\$ 70,174 32	\$ 90 50	\$ 70,264 82	10/21/2011
10/21/2011	\$ 69,348 70						
10/21/2011		L944837786	40	\$ 69,260 20	\$ 89 50	\$ 69,349 70	10/31/2011
11/3/2011	\$ 106,000 00						
11/3/2011		M941837830	60	\$ 111,527 73	\$ 131 50	\$ 111,659 23	11/14/2011
11/10/2011		M942837854	10	\$ 18,594 52	\$ 39 50	\$ 18,634 02	11/17/2011
	\$ 424,117 57		250	\$ 447,798 82	\$ 612 00	\$ 448,410 82	

Bailey Family Foundation, Inc
FEIN# 54-1850780
2011 Investment Assets
Schedule L-14

firstallied

P.O. Box 85548
655 West Broadway, 11th Floor
San Diego, CA 92101
Phone: 619-707-8800

Bailey Family Foundation, Inc
FEIN# 54-1850780
2011 Investment Assets
Schedule L-15

Brokerage Account Statement

Statement Period: 12/01/2011 - 12/31/2011

Valuation at a Glance

	This Period	Year-to-Date
Beginning Account Value	\$4,319,331.58	\$0.00
Deposits (Cash & Securities)	0.00	4,487,442.13
Adjusted Previous Account Value	4,319,331.58	4,487,442.13
Dividends, Interest and Other Income*	19,267.86	44,179.65
Total Taxes Withheld	0.00	-1,000.77
Net Other Activity	0.00	14,461.18
Net Change in Portfolio	9,197.56	186,757.95
Ending Account Value	\$4,329,401.88	\$4,329,401.88
*Capital Gains Distributions (not included)	18,889.33	18,889.33

Asset Allocation

	This Period	% Allocation
Cash, Money Funds, and FDIC Deposits	326,518.53	7%
Equities	2,936,217.90	68%
Mutual Funds	1,066,666.35	25%
Account Total (Pie Chart)	\$4,329,401.88	100%



Asset Allocation percentages are rounded to the nearest whole percentage.
Pie Chart allocation excludes all asset classes which net to a liability.

4,329,401.88 +
201,253.00 +

4,530,654.88 =
- 326,518.53 -

4,204,136.35 =





Additional Information

	This Period	Year-to-Date
Securities Bought and Sold	-5136,398.32	-54,208,530.63

Bailey Family Foundation, Inc
 FEIN# 54-1850780
 2011 Investment Assets
 Schedule L-15

Client Service Information

Your Account Executive- 875	Contact Information
THOMAS CASSEY 113 S BOULEVARD TAMPA FL 33606	Telephone Number: (813) 251 0004 Fax Number: (813) 251 1943
Default Tax Lot Disposition Method for Mutual Funds - AVERAGE COST (USING FIRST IN FIRST OUT)	
Default Tax Lot Disposition Method for All Other Securities - FIRST IN FIRST OUT	

Income and Expense Summary

	Current Period		Year-to-Date	
	Taxable	Non Taxable	Taxable	Non Taxable
Dividend Income				
Equities	19,264.60	0.00	44,174.60	0.00
Money Market	3.26	0.00	5.05	0.00
Expenses				
Withholding Taxes	0.00	0.00	-1,000.77	0.00
Fees(Foreign Securities)	0.00	0.00	-50.00	0.00
Total Dividends, Interest, Income and Expenses	\$19,267.86	\$0.00	\$43,128.88	\$0.00
Distributions				
Long - Term Capital Gain Distributions	5,065.65	0.00	6,065.65	0.00
Short - Term Capital Gain Distributions	12,823.68	0.00	12,823.68	0.00
Total Distributions	\$18,889.33	\$0.00	\$18,889.33	\$0.00

Activity Summary (All amounts shown are in base currency USD)

Credits		Debits	
	This Period		This Period
Securities		Securities	
Securities Sold	0.00	Securities Bought	136,398.32
Total Securities	\$0.00	Total Securities	-\$136,398.32
Additional Transactions		Additional Transactions	
Distributions	18,889.33	Distributions	0.00
Dividends and Interest	19,267.86	Dividends and Interest	0.00
Total Additional Transactions	\$38,157.19	Total Additional Transactions	\$0.00
Total Credits	\$38,157.19	Total Debits	-\$136,398.32



firstallied

P.O. Box 85648
655 West Broadway, 11th Floor
San Diego, CA 92101
Phone: 619-702-8600

Bailey Family Foundation, Inc
FEIN# 54-1850780
2011 Investment Assets
Schedule L-15

Brokerage
Account Statement

Statement Period: 12/01/2011 - 12/31/2011

Transactions by Type of Activity

Process/ Settlement	Trade/ Transaction	Activity Type	Description	Quantity	Price	Accrued Interest	Amount	CCY
Securities Bought and Sold								
12/09/11		REINVEST CASH INCOME OYEIX	OPPENHEIMER EQUITY INCOME FUND CLASS Y 9936 8260 SHRS SHRS PURCH AT \$22 37000 RD 12/06 PD 12/08/11	152.237			3,405.55	USD
12/12/11		REINVEST CASH INCOME IVMIX	IVY MID CAP GROWTH FUND CLASS I 7784 1200 SHRS SHRS PURCH AT \$17 19000 RD 12/01 PD 12/08/11	211.335			-3,632.85	USD
12/12/11		REINVEST CASH INCOME MNDIX	MFS NEW DISCOVERY FUND CLASS I 3621 8760 SHRS SHRS PURCH AT \$18 70000 RD 12/08 PD 12/08/11	678.023			-12,679.03	USD
12/12/11		REINVEST CASH INCOME MNDIX	MFS NEW DISCOVERY FUND CLASS I 3671 8760 SHRS SHRS PURCH AT \$18 70000 RD 12/08 PD 12/08/11	115.304			-2,156.18	USD
12/13/11		REINVEST CASH INCOME ODVIX	OPPENHEIMER DEVELOPING MARKETS FUND CLASS Y 5729 0170 SHRS SHRS PURCH AT \$29 56000 RD 12/08 PD 12/12/11	130.823			3,867.14	USD
12/19/11	12/14/11	PURCHASED SLB	SCHLUMBERGER LTD COM ISIN#ANB068571086 UNSOLICITED ORDER PERSHING LLC MAKE A MKT IN THIS SEC & ACTED AS PRINCIPAL. AVERAGE UNIT PRICE TRANSACTION YOUR BROKER ACTED AS AGENT	1,600.000	68.6654		109,889.64	USD
12/19/11		REINVEST CASH INCOME JVMAX	JOHN HANCOCK DISCIPLINED VALUE MID CAP FUND CLASS A 12437 8110 SHRS SHRS PURCH AT \$10 58000 RD 12/14 PD 12/16/11	13.672			144.65	USD
12/19/11		REINVEST CASH INCOME JVMAX	JOHN HANCOCK DISCIPLINED VALUE MID CAP FUND CLASS A 12437 8110 SHRS SHRS PURCH AT \$10 58000 RD 12/14 PD 12/16/11	26.146			-276.62	USD
12/27/11		REINVEST CASH INCOME AVPAX	AMERICAN BEACON SMALL CAP VALUE FUND INVESTOR CLASS 4854 3690 SHRS SHRS PURCH AT \$18 63000 RD 12/21 PD 12/23/11	1.172			21.84	USD
12/27/11		REINVEST CASH INCOME JENSX	JENSEN QUALITY GROWTH FUND CLASS J 4471 2090 SHRS SHRS PURCH AT \$26 30000 RD 12/21 PD 12/22/11	12.351			324.82	USD
Total Securities Bought and Sold						\$0.00	-\$136,398.32	



Bailey Family Foundation, Inc
 FEIN# 54-1850780
 2011 Investment Assets
 Schedule L-15

Transactions by Type of Activity (continued)

Process/ Settlement Date	Trade/ Transaction Date	Activity Type	Description	Quantity	Price	Accrued Interest	Amount	CCY
Dividends and Interest								
12/01/11		CASH DIVIDEND RECEIVED ACL	2500 SHRS AGL RESOURCES INC HOLDING COMPANY RD 11/18 PD 12/01/11				1,125.00	USD
12/01/11		CASH DIVIDEND RECEIVED INTC	5000 SHRS INTEL CORP COM RD 11/07 PD 12/01/11				1,050.00	USD
12/02/11		CASH DIVIDEND RECEIVED BA	2000 SHRS BOEING CO COM RD 11/11 PD 12/02/11				840.00	USD
12/09/11		CASH DIVIDEND RECEIVED XOM	1400 SHRS EXXON MOBIL CORP COM RD 11/10 PD 12/09/11				658.00	USD
12/09/11		CASH DIVIDEND RECEIVED OYEK	OPPENHEIMER EQUITY INCOME FUND CLASS Y 9936.8260 SHRS RD 12/06 PD 12/08/11				3,405.55	USD
12/12/11		CASH DIVIDEND RECEIVED IBM	600 SHRS INTERNATIONAL BUSINESS MACHS CORP COM RD 11/10 PD 12/10/11				450.00	USD
12/13/11		CASH DIVIDEND RECEIVED ODVYX	OPPENHEIMER DEVELOPING MARKETS FUND CLASS Y 5729.0170 SHRS RD 12/08 PD 12/12/11				3,867.14	USD
12/15/11		CASH DIVIDEND RECEIVED CSX	4000 SHRS CSX CORPORATION RD 11/30 PD 12/15/11				480.00	USD
12/15/11		CASH DIVIDEND RECEIVED K	2000 SHRS KFLLOGG CO RD 12/01 PD 12/15/11				860.00	USD
12/16/11		CASH DIVIDEND RECEIVED GAS	2500 SHRS AGL RESOURCES INC HOLDING COMPANY RD 12/14 PD 12/16/11				247.25	USD
12/16/11		CASH DIVIDEND RECEIVED DUK	6000 SHRS DUKE ENERGY CORP NEW COM RD 11/18 PD 12/16/11				1,500.00	USD
12/16/11		FOREIGN SECURITY DIVIDEND RECEIVED RUS B	ROYAL DUTCH SHELL PLC SPONSORED ADR REPSTG B SHS ISIN#US7802591070 RD 11/04 PD 12/16/11 OPT DIV CASH @0.84	-1,500.000			1,260.00	USD
12/16/11		CASH DIVIDEND RECEIVED WM	3500 SHRS WASTE MGMT INC DEL COM RD 11/30 PD 12/16/11				1,190.00	USD
12/20/11		CASH DIVIDEND RECEIVED TIE	7000 SHRS TITANIUM METALS CORP COM NEW RD 12/09 PD 12/20/11				525.00	USD
12/21/11		CASH DIVIDEND RECEIVED ADI	3000 SHRS ANALOG DEVICES INC RD 12/02 PD 12/21/11				750.00	USD
12/21/11		CASH DIVIDEND RECEIVED QCOM	2000 SHRS QUAL COMM INC RD 11/23 PD 12/21/11				430.00	USD
12/27/11		CASH DIVIDEND RECEIVED AVPAX	AMERICAN BEACON SMALL-CAP VALUE FUND INVESTOR CLASS 4854.3690 SHRS RD 12/21 PD 12/23/11				21.84	USD
12/27/11		CASH DIVIDEND RECEIVED JENSK	JENSEN QUALITY GROWTH FUND CLASS J 4471.2090 SHRS RD 12/21 PD 12/22/11				324.82	USD



firstallied

P.O. Box 85548
655 West Broadway 11th Floor
San Diego, CA 92101
Phone: 619-707-9800

Bailey Family Foundation, Inc
FEIN# 54-1850780
2011 Investment Assets
Schedule L-15

Brokerage Account Statement

Statement Period: 12/01/2011 - 12/31/2011

Transactions by Type of Activity (continued)

Process/ Settlement Date	Trade/ Transaction Date	Activity Type	Description	Quantity	Price	Accrued Interest	Amount	CCY
Dividends and Interest (continued)								
12/29/11		CASH DIVIDEND RECEIVED GS	800 SHRS GOLDMAN SACHS GROUP INC COM RD 12/01 PD 12/29/11				260.00	USD
12/30/11		MONEY MARKET FUND INCOME RECEIVED 383983219	FEDERATED GOVERNMENT				3.25	USD
Total Dividends and Interest						\$0.00	\$18,267.86	
Distributions								
12/12/11		LONG TERM CAPITAL GAIN DISTRIBUTION IVMIX	IVY MID CAP GROWTH FUND CLASS I 7784.1200 SHRS RD 12/07 PD 12/08/11				3,632.85	USD
12/12/11		LONG TERM CAPITAL GAIN DISTRIBUTION MNDIX	MFS NEW DISCOVERY FUND CLASS I 3621.8760 SHRS RD 12/08 PD 12/08/11				2,156.18	USD
12/12/11		SHORT TERM CAPITAL GAIN DISTRIBUTION MNDIX	MFS NEW DISCOVERY FUND CLASS I 3621.8760 SHRS RD 12/08 PD 12/08/11				12,679.03	USD
12/19/11		LONG TERM CAPITAL GAIN DISTRIBUTION JVMAX	JOHN HANCOCK DISCIPLINED VALUE MID CAP FUND CLASS A 12437.8110 SHRS RD 12/14 PD 12/16/11				276.62	USD
12/19/11		SHORT TERM CAPITAL GAIN DISTRIBUTION JVMAX	JOHN HANCOCK DISCIPLINED VALUE MID CAP FUND CLASS A 12437.8110 SHRS RD 12/14 PD 12/16/11				144.65	USD
Total Distributions						\$0.00	\$18,889.33	
Total Value of all Transactions						\$0.00	-\$98,241.13	

The price and quantity displayed may have been rounded



Bailey Family Foundation, Inc
 FEIN# 54-1850780
 2011 Investment Assets
 Schedule L-15



Portfolio Holdings

Quantity	Opening Date	Account Number	Activity Ending	Opening Balance	Closing Balance	Accrued Interest	Income This Year	30-Day Yield	Current Yield
Cash, Money Funds, and FDIC Deposits 7.00% of Portfolio									
Cash Balance				1,050.00	0.00				
Money Market									
FEDERATED GOVT OBLIG SERVICE									
326,518.530	12/01/11	0000005463	12/30/11	423,709.66	326,518.53	0.00	4.99	0.01%	0.01%
FEDERATED CAPITAL RESERVES									
	12/01/11	0002050241	11/09/11	0.00	0.00	0.00	0.06	0.00%	0.00%
Total Money Market				\$423,709.66	\$326,518.53	\$0.00	\$5.05		
Total Cash, Money Funds, and FDIC Deposits				\$424,759.66	\$326,518.53	\$0.00	\$5.05		

Quantity	Acquisition Date	Unit Cost	Cost Basis	Market Price	Market Value	Unrealized Gain/Loss	Estimated Annual Income	Estimated Yield
Equities 68.00% of Portfolio								
Common Stocks								
AGL RES INC COM <i>Security Identifier: GAS</i>								
CUSIP: 001204106								
2,500.000	07/18/11	40.7540	101,886.00	42.2600	105,650.00	3,764.00	4,500.00	4.25%
ANALOG DEVICES INC <i>Security Identifier: ADI</i>								
CUSIP: 032654105								
3,000.000	07/19/11	35.9940	107,981.20	35.7800	107,340.00	641.20	3,000.00	2.79%
BERKSHIRE HATHAWAY INC DEL CL B NEW <i>Security Identifier: BRK B</i>								
CUSIP: 081670702								
1,400.000	07/21/11	76.9370	107,112.02	76.3000	106,820.00	892.02		
BOEING CO COM <i>Security Identifier: BA</i>								
CUSIP: 097023105								
2,000.000	08/11/11	58.1130	116,225.00	73.3500	146,700.00	30,475.00	3,520.00	2.39%
COSTCO WHOLESALE CORP NEW COM <i>Security Identifier: COST</i>								
CUSIP: 22160K105								
1,400.000	07/19/11	79.9250	111,894.94	83.3200	116,648.00	4,753.06	1,344.00	1.15%
CSX CORPORATION <i>Security Identifier: CSX</i>								
CUSIP: 126408103								
4,000.000	07/18/11	25.1720	100,687.40	21.0600	84,240.00	-16,447.40	1,920.00	2.27%



firstallied

P.O. Box 85648
 655 West Broadway, 11th Floor
 San Diego, CA 92101
 Phone: 619-702-9800

Bailey Family Foundation, Inc
 FEIN# 54-1850780
 2011 Investment Assets
 Schedule L-15

Brokerage Account Statement

Statement Period: 12/01/2011 - 12/31/2011

Portfolio Holdings (continued)

Quantity	Acquisition Date	Unit Cost	Cost Basis	Market Price	Market Value	Unrealized Gain/Loss	Estimated Annual Income	Estimated Yield
Equities (continued)								
Common Stocks (continued)								
DEERE & CO <i>Security Identifier: DE</i>								
CUSIP: 244199105								
Dividend Option Cash								
1 300 000	07/19/11	80 2850	104,371 06	77 3500	100,555 00	3,816 06	2,132.00	2 12%
DISNEY WALT CO DISNEY COM <i>Security Identifier: DIS</i>								
CUSIP: 254687106								
Dividend Option Cash								
3,000 000	08/11/11	37 69 70	99,047 00	37 5000	112,500 00	14,408 00	1,800.00	1 60%
DOLBY LABORATORIES INC CL A <i>Security Identifier: DLB</i>								
CUSIP: 25659T107								
Dividend Option Cash								
2,500 000	07/18/11	41 7200	104,299 50	30 5100	76,275 00	28,024 50		
DUKE ENERGY CORP NEW COM <i>Security Identifier: DUK</i>								
CUSIP: 26441C105								
Dividend Option Cash								
6,000 000	01/18/11	18.6420	111,854.20	22.0000	132,000.00	20,145 80	6,000.00	4 54%
EXXON MOBIL CORP COM <i>Security Identifier: XOM</i>								
CUSIP: 30231G102								
Dividend Option Cash								
1 400 000	08/04/11	75 7860	106 099 78	84 7600	118,664 00	12 564 22	2,632 00	2 21%
FEDEX CORP COM <i>Security Identifier: FOX</i>								
CUSIP: 31428X106								
Dividend Option Cash								
1,200 000	07/26/11	89 0080	106,810 12	83 5100	100,212.00	6,598 12	624 00	0 62%
FORD MOTOR CO DEL COM PAR <i>Security Identifier: F</i>								
CUSIP: 345370860								
Dividend Option Cash								
8,000 000	07/20/11	13 0410	104,331 40	10 7600	86,080 00	-18,251.40		
GOLDMAN SACHS GROUP INC COM <i>Security Identifier: GS</i>								
CUSIP: 38141G104								
Dividend Option Cash								
800 000	07/20/11	131 1090	104,887 24	90 4300	72,344 00	-32,543.24	1,120.00	1.54%

Page 7 of 15

2011-05-17 08:57:00

PAR 02 ROLL

 **GO paperless**
Ask about e delivery



21 Brokerage Statement
 2009-2010
 DULBARRATED
 FOR COMPLIANCE

Cleanning through Pershing LLC, a subsidiary
 of The Bank of New York Mellon Corporation
 Pershing LLC member FD, NYSE, S&P

Bailey Family Foundation, Inc
 FEIN# 54-1850780
 2011 Investment Assets
 Schedule L-15



Portfolio Holdings (continued)

Quantity	Acquisition Date	Unit Cost	Cost Basis	Market Price	Market Value	Unrealized Gain/Loss	Estimated Annual Income	Estimated Yield
Equities (continued)								
Common Stocks (continued)								
INTEL CORP COM <i>Security Identifier INIC</i>								
CUSIP: 453140100								
Dividend Option Cash								
5,000,000	07/18/11	22.2830	111,416.50	24.2500	121,250.00	9,833.50	4,200.00	3.46%
INTERNATIONAL BUSINESS MACHS CORP COM <i>Security Identifier IBM</i>								
CUSIP: 459200101								
Dividend Option Cash								
600,000	10/18/11	176.9880	106,192.84	183.8800	110,378.00	4,135.16	1,800.00	1.63%
KELLOGG CO <i>Security Identifier K</i>								
CUSIP: 487836108								
Dividend Option Cash								
2,000,000	11/09/11	49.4130	98,825.00	50.5700	101,140.00	2,315.00	3,440.00	3.40%
PEPSICO INC COM <i>Security Identifier PEP</i>								
CUSIP: 71344B108								
Dividend Option Cash								
1,500,000	07/18/11	67.7250	101,587.60	66.3500	99,525.00	2,062.60	3,090.00	3.10%
PPL CORP COM <i>Security Identifier PPL</i>								
CUSIP: 69351T106								
Dividend Option Cash								
4,000,000	08/26/11	27.3580	109,432.50	29.4200	117,680.00	8,247.50	5,600.00	4.75%
QUALCOMM INC <i>Security Identifier QCOM</i>								
CUSIP: 747525103								
Dividend Option Cash								
2,000,000	07/18/11	55.0210	110,041.20	54.7000	109,400.00	-641.20	1,720.00	1.57%
RIVERBED TECHNOLOGY INC COM <i>Security Identifier RVBD</i>								
CUSIP: 768573107								
Dividend Option Cash								
3,000,000	07/20/11	32.9080	98,725.00	23.5000	70,500.00	28,225.00		
ROYAL DUTCH SHELL PLC SPONSORED ADR <i>Security Identifier RDS B</i>								
REPSTG B SHS ISIN#US7802591070								
CUSIP: 780259107								
Dividend Option Cash								
1,500,000	07/27/11	74.6420	111,962.50	76.0100	114,015.00	2,052.50	5,040.00	4.42%
SCHLUMBERGER LTD COM ISIN#AN8068571086 <i>Security Identifier SLB</i>								
CUSIP: 806857108								
Dividend Option Cash								
1,600,000	12/14/11	68.6810	109,899.54	68.3100	109,295.00	-593.64	1,600.00	1.46%



firstallied

P.O. Box 85548
 655 West Broadway, 11th Floor
 San Diego, CA 92101
 Phone: 619-707-8800

Bailey Family Foundation, Inc
 FEIN# 54-1850780
 2011 Investment Assets
 Schedule L-15

Brokerage Account Statement

Statement Period: 12/01/2011 - 12/31/2011

Portfolio Holdings (continued)

Quantity	Acquisition Date	Unit Cost	Cost Basis	Market Price	Market Value	Unrealized Gain/Loss	Estimated Annual Income	Estimated Yield
Equities (continued)								
Common Stocks (continued)								
TELEFONICA S A ADR SPONS ADR ISIN#US8793822086 CUSIP: 879382208 Dividend Option Cash 5,000 000								
	07/18/11	21 7930	108,967 00	17 1900	85 950 00	-23 017 00	8,562 04	9 96%
TITANIUM METALS CORP COM NEW CUSIP: 688339207 Dividend Option Cash 7,000 000								
	09/14/11	15 3540	107,475 00	14 9800	104,860 00	2,615 00	2,100 00	2 00%
VERIZON COMMUNICATIONS COM CUSIP: 92343V104 Unvalued Option Cash 3,000 000								
	07/19/11	36 7660	110,299 30	40 1200	120,360 00	10,060 70	6,000 00	4 98%
WASTE MGMT INC DEL COM CUSIP: 94106L109 Dividend Option Cash 3,500 000								
	08/09/11	29 6060	103,620 10	32 7100	114,485 00	10,864 90	4,760 00	4 15%
Total Common Stocks			\$2,875,566.04		\$2,844,817 00	-\$30,749 04	\$76,504 04	
Real Estate Investment Trusts								
PLUM CREEK TIMBER CO INC COM CUSIP: 729251108 Dividend Option Cash 2,500 000								
	07/18/11	40 1700	100,424 00	36 5600	91,400 00	-9,024 00	4,200 00	4 59%
Total Real Estate Investment Trusts			\$100,424 00		\$91,400 00	-\$9,024 00	\$4,200 00	
Total Equities			\$2,975,990 04		\$2,936,217 00	-\$39,773 04	\$80,704 04	

Page 9 of 15



Bailey Family Foundation, Inc
 FEIN# 54-1850780
 2011 Investment Assets
 Schedule L-15



Portfolio Holdings (continued)

Quantity	Acquisition Date	Unit Cost	Cost Basis	Market Price	Market Value	Unrealized Gain/Loss	Estimated Annual Income	Estimated Yield
Mutual Funds 25.00% of Portfolio								
Mutual Funds								
AMERICAN BEACON SMALL-CAP VALUE <i>Security Identifier AVPAK</i>								
FUND INVESTOR CLASS								
CUSIP: 02368A620								
Open End Fund								
Dividend Option Reinvest, Capital Gains Option: Reinvest								
4,855,541		Average*	20,605.0	100,046.84	18,550.0	90,070.29	-9,976.55	21.84 0.02%
COLUMBIA SELECT LARGE CAP GROWTH <i>Security Identifier UMLGX</i>								
FUND CLASS Z								
CUSIP: 19765Y688								
Open End Fund								
Dividend Option Reinvest, Capital Gains Option: Reinvest								
8,967,001		Average*	13,943.0	125,025.00	12,020.0	107,783.35	-17,241.65	
IVY MID CAP GROWTH FUND CLASS I <i>Security Identifier IYMDX</i>								
CUSIP: 466001609								
Open End Fund								
Dividend Option Reinvest, Capital Gains Option: Reinvest								
7,995,455		Average*	19,218.0	153,657.85	17,160.0	137,202.01	-16,455.84	
JENSEN QUALITY GROWTH FUND CLASS I <i>Security Identifier JENSA</i>								
CUSIP: 476313101								
Open End Fund								
Dividend Option Reinvest, Capital Gains Option: Reinvest								
4,483,560		Average*	28,038.0	175,708.91	26,510.0	118,859.18	-6,849.73	1,352.93 1.13%
JOHN HANCOCK DISCIPLINED VALUE <i>Security Identifier JYMAX</i>								
MID CAP FUND CLASS A								
CUSIP: 47803W505								
Open End Fund								
Dividend Option Reinvest, Capital Gains Option: Reinvest								
12,477,629		Average*	12,055.0	150,421.27	10,970.0	136,879.59	13,541.68	
MFS NEW DISCOVERY FUND CLASS I <i>Security Identifier MNDDX</i>								
CUSIP: 552983570								
Open End Fund								
Dividend Option Reinvest, Capital Gains Option: Reinvest								
4,415,203		Average*	26,015.0	114,860.21	18,420.0	81,328.04	33,532.17	
OPPENHEIMER EQUITY INCOME FUND CLASS Y <i>Security Identifier OYEDX</i>								
CUSIP: 68381A509								
Open End Fund								
Dividend Option Reinvest, Capital Gains Option: Reinvest								
10,089,063		Average*	25,231.0	254,559.11	22,280.0	224,784.32	29,774.79	7,444.02 3.31%



firstallied

P.O. Box 85548
655 West Broadway, 11th Floor
San Diego CA 92101
Phone: 619-707-8900

Bailey Family Foundation, Inc
FEIN# 54-1850780
2011 Investment Assets
Schedule L-15



Brokerage Account Statement

Statement Period: 12/01/2011 - 12/31/2011

Portfolio Holdings (continued)

Quantity	Acquisition Date	Unit Cost	Cost Basis	Market Price	Market Value	Unrealized Gain/Loss	Estimated Annual Income	Estimated Yield	
Mutual Funds (continued)									
Mutual Funds (continued)									
OPPENHEIMER DEVELOPING MARKETS			Security Identifier: ODVYX						
FUND CLASS Y									
CUSIP: 683974505									
Open End Fund									
Dividend Option	Reinvest	Capital Gains Option	Reinvest						
5	859.840	Average*	34.7910	203.867.12	28.9700	160,759.57	34,107.55	3,055.45	2.33%
Total Mutual Funds			\$1,228,146.31		\$1,066,666.35	-\$161,479.96	\$12,775.14		
Total Mutual Funds			\$1,228,146.31		\$1,066,666.35	-\$161,479.96	\$12,775.14		
Total Portfolio Holdings			\$4,530,654.88		\$4,329,401.88	-\$201,253.00	\$0.00	\$93,484.23	

* Uncovered under the cost basis rules as defined below
 Securities acquired before 2011 are generally not subject to the new cost basis reporting rules set forth in the Internal Revenue Code of 1986, as amended ("IRC") (incorporating amendments enacted by P.L. 110-343, the Emergency Economic Stabilization Act of 2008) and are, therefore, considered "uncovered," under the new cost basis reporting rules, and marked or denoted as such. All other securities in this section are securities which are "covered" under the new cost basis reporting rules. Securities which are "covered" under the new cost basis reporting rules are defined as securities which have been acquired on or after their "applicable date(s)" at which they are subject to the cost basis reporting rules and the adjusted basis will be reported to the IRS on form 1099-B for the applicable tax year in which the security is disposed.

Reporting requirements generally will be phased in over a three-year period, as follows:

- Stock in a corporation acquired on or after January 1, 2011
- Mutual funds and dividend reinvestment plan (DRP) shares acquired on or after January 1, 2012
- Other securities, principally debt securities and options, acquired on or after January 1, 2013, or later, as determined by the Secretary of the Treasury

Disclosures and Other Information

Pricing This section includes the net market value of the securities in your account on a settlement date basis, including short positions, at the close of the statement period. The market prices have been obtained from quotation services, which we believe to be reliable, however, we cannot guarantee their accuracy. Securities for which a price is not available are marked "N/A" and are omitted from the Total.

The estimated annual income (EAI) and estimated current yield (ECY) figures are estimates and for informational purposes only. These figures are not considered to be a forecast or guarantee of future results. These figures are computed using information from providers believed to be reliable, however, no assurance can be made as to the accuracy. Since interest and dividend rates are subject to change at any time, and may be affected by current and future economic, political, and business conditions, they should not be relied on for making investment, trading, or tax decisions. These figures assume that the position



Bailey Family Foundation Contributions 1/1/2011 to 12/31/2011
 FEIN# 54-1850780
 2011 Form 990PF, Part XV Supplementary Information

LName	FName	Address1	Address2	City	State	Zipcode	Purpose	Amount
Abt	Josh	112 patrick St SW		vienna	VA	22180	Educational	5,368.85
Acevedo	Rafael	11303 142nd Way N		Largo	FL	33774	Educational	5,000.00
Adams	Megan	427 N Tecumseh Avenue		Fort Meade	FL	33841	Educational	1,873.86
Adnew	Hiwan	1790 cidemill Ln		Winchester	VA	22601	Educational	5,000.00
Aebischer	Kayla	4102 Walden View Dr		Brandon	FL	33511	Educational	5,000.00
Alba	Melissa	10296 Latney Rd		Fairfax	VA	22032	Educational	7,500.00
Albasha	Nidal	4073 Coonpath Rd ne		Lancaster	OH	43130	Educational	5,000.00
Albnight	Tara	2848 Morning Trace Dr	202	Cordova	TN	38016	Educational	3,330.00
Alejandro-Heather	Lydia	1835 Alberta Drive		Clearwater	FL	33756	Educational	5,000.00
Alexander	Molly	10319 Cowley Road		Riverview	FL	33578	Educational	5,000.00
Alfonso	Gregory	601 Grand National Place		Seffner	FL	33584	Educational	2,378.05
Alphabet	Jamie	2713 West Gray Street		Tampa	FL	33609	Educational	1,317.09
Anderson	Brandon	13220 US Hwy 92 E		Dover	FL	33527	Educational	5,000.00
Arauz	Dyasha	1037 W 38th St #350		Norfolk	VA	23508	Educational	4,939.00
Anas	Sandra	225 golden sands dr		Sarasota	FL	34232	Educational	5,000.00
Arrington	Megan	3153 Beauchamp Ct		Winter Haven	FL	33884	Educational	2,972.42
Arthur	Stephen	663 William Hilton Parkway # 2214		Hilton Head	SC	29928	Educational	5,000.00
Artzner	Alexandra	1007 Sunset Drive		Tarpon Spngs	FL	34689	Educational	4,661.92

Bailey Family Foundation Contributions 1/1/2011 to 12/31/2011
 FEIN# 54-1850780
 2011 Form 990PF, Part XV Supplementary Information

Asiedu	Jermain	203 Goose Pond Rd		Stafford	VA	22556	Educational	5,755.00
Asif	Shahzad	1054 Trevino Lane		Herndon	VA	20170	Educational	413.25
Asmah-Nsiah	Augustina	13231 Winter Hazel Rd Apt 104		Charlotte	NC	28278	Educational	1,820.00
Azzarkani	Ahmad	9072 McClellan		Manassas	VA	20110	Educational	7,500.00
Babb	Chelsea	9126 maple court		seminole	FL	33777	Educational	5,000.00
Bahr	Michael	888 Doral Oaks Dr		Plant City	FL	32617	Educational	3,236.28
Baillargeon	Bailey	PO BOX 2002		Alpharetta	GA	30023	Educational	5,000.00
Baker	LeAngela	3303 Florida Ave		Richmond	VA	23222	Educational	3,330.00
Bansil	Reyna Theresa	9907 Palermo Breeze Way		Tampa	FL	33619	Educational	2,643.71
Barbato	Gina	3101 Toscana Circle		Tampa	FL	33611	Educational	5,000.00
Barker	Dominique	9133 Palmetto Hollow Ct apt 104		Tampa	FL	33610	Educational	2,697.70
Barlow	Enn	1378 Minuet St		Henderson	NV	89052	Educational	4,389.00
Barnes	Kiana	1636 Helmsley Ct		Virginia Beach	VA	23464	Educational	1,284.00
Barthle	Leigh	3482 Johnson Avenue		Haines City	FL	33844	Educational	1,211.16
Bass	Danielle	2739 Shadywood Pl		lakeland	FL	33810	Educational	4,489.08
Bass	Pamela	507-C Mistletoe Court		Safety Harbor	FL	34695	Educational	3,300.00
BASTI	TYLER	1883 SPRINGWOOD CIR NO		CLEARWATER	FL	33763	Educational	3,022.36
Beardsley	Betsy	1779 Windsor Gate E		Clearwater	FL	33755	Educational	5,000.00
Beauchaine	Brandi	17837 Morninghigh Dr		Lutz	FL	33549	Educational	2,500.00

Bailey Family Foundation Contributions 1/1/2011 to 12/31/2011
 FEIN# 54-1850780
 2011 Form 990PF, Part XV Supplementary Information

Beauplan	John	13802 Kapok Ct Apt 202		Tampa	FL	33613	Educational	1,645.88
Behle	April	3408 Greiner Drive		Saint Charles	MO	63301	Educational	2,500.00
Beitel	Jilhan	2915 Timber Wood Way		Herndon	VA	20171	Educational	(938.00)
Bejos	Lisa	1004 W Swann Ave		Tampa	FL	33606	Educational	3,414.76
Beletic	Alexandra		212	Madison	WI	22207	Educational	5,000.00
Bell	Briana	3223 Deerfield Drive		Tampa	FL	33619	Educational	1,889.20
Bell	Melony	1581 Sweet Myrtle Circle		Mount Pleasant	SC	29466	Educational	1,710.00
Benedetto	Andrea	10923 Subtle Trail Drive		Riverview	FL	33579	Educational	2,444.69
Benjamin	Andrew	268 Stevenson Square South		Alexandria	VA	22304	Educational	2,500.00
Berezowski	Donna	2917 W Cass St		Tampa	FL	33609	Educational	2,370.88
Bergeron	Samantha	722 Huntsman Place		Herndon	VA	20170	Educational	5,270.50
Bevis	Thomas	812 N E 8th Street		Fort Meade	FL	33841	Educational	6,099.52
Bhojani	Sejal	20917 Houseman Terrace		Ashburn	VA	20148	Educational	5,000.00
Blackwood	Michelle	2122 Sterling Creek Lane		Franklinton	NC	27525	Educational	5,065.00
Blake	Shawnett	8112 Charles Way		Fort Washington	MD	20744	Educational	3,375.00
Boggs	Alexandra	2920 Clubhouse Drive		Plant City	FL	33566	Educational	5,000.00
Boone	Desjane'	207 W North St		Tampa	FL	33604	Educational	7,280.56
Bopara	Gurvikram	4000 Brussels Way		Woodbridge	VA	22192	Educational	5,000.00
Borgman	Raymond	3521 Fox Ridge Blvd		Wesley Chapel	FL	33543	Educational	5,000.00

Bailey Family Foundation Contributions 1/1/2011 to 12/31/2011
 FEIN# 54-1850780
 2011 Form 990PF, Part XV Supplementary Information

Bornstein	Jason	4715 Williamstown Blvd		Lakeland	FL	33810	Educational	5,000.00
Boveri	Bethany	3334 Monarch Lane		Annandale	VA	22003	Educational	5,000.00
Bowers	Kelsey	5010 Sylvan Oaks Drive		Valrico	FL	33596	Educational	5,000.00
Bradley	Bashyra	3447 Vista Lane		Brookhaven	PA	19015	Educational	5,000.00
Brady	Peter	16620 Ashton Green Drive		Lutz	FL	33558	Educational	2,757.26
Brame	Rachel	23059 Geneva Rd		Land O' Lakes	FL	34639	Educational	5,000.00
Brooks	Micah	1415 Turtle Rock Court		Lakeland	FL	33803	Educational	1,889.88
Brown	Jessica	44 Lake Link Circle S E		Winter Haven	FL	33884	Educational	1,087.21
Brown	Josey	103 smith St		Auburndale	FL	33823	Educational	4,510.00
Brown	Marcel	411 Arbor Lakes Circle		Sanford	FL	32771	Educational	3,330.00
Bryant	Alexa	8605 Misty River Ct		Tampa	FL	33637	Educational	6,284.57
Bryant	Trevor	320 Mill Dam Road		Spanishburg	WV	25922	Educational	7,247.50
Buelvas Moya	Edgardo	10961 Brittany Ln Apt 82		Tampa	FL	33612	Educational	3,375.69
Bullard	Josh	1538 McLin Dr		Plant City	FL	33565	Educational	5,000.00
Bunting	David	1482 Old Pitts Lane		Murfreesboro	TN	37130	Educational	2,500.00
Burgess	Samuel	55 Albemarle Avenue		Tampa	FL	33606	Educational	5,000.00
Burgos	Argenis	5397 63rd street north		Saint Petersburg	FL	33709	Educational	5,189.77
Burke	Brandon	18 Josephine Cir		Greensboro	NC	27410	Educational	5,000.00
Burkhart	Clansa	3815 Onton Road		Slaughters	KY	42456	Educational	2,430.00

Bailey Family Foundation Contributions 1/1/2011 to 12/31/2011
 FEIN# 54-1850780
 2011 Form 990PF, Part XV Supplementary Information

Burrowes	Janelle	2879 Dudley Dr		Bartow	FL	33830	Educational	2,230.42
Bush	Jessica	14511 Prism Circle	Apt 308A	Tampa	FL	33613	Educational	5,709.32
Butler	Bryan	306 E 120th Avenue		Tampa	FL	33612	Educational	2,839.76
Butt	Beenish	8740 Talbott farm dr		Alexandria	VA	22309	Educational	7,500.00
Cabrera	Ian	3303 N Lakeview Dr	Apt #2810	Tampa	FL	33618	Educational	2,329.72
Caddeo	Courtney	7501 ulmerton rd	2223	largo	FL	33771	Educational	2,676.96
Caldwell	Michael	3826 Bosworth Court		Fairfax	VA	22031	Educational	5,000.00
Callas	Gregory	15135 Wetherburn Drive		Centreville	VA	20120	Educational	2,000.00
Campbell	Victoria	1005 Chinquapin Lane	#101	Virginia Beach	VA	23451	Educational	1,590.00
Cappiello	Tara	1701 Asoleado Lane		Vienna	VA	22182	Educational	6,000.00
Carmody	Kelly	81 Hawkins Street		Bronx	NY	10464	Educational	5,000.00
Carter	Jessica	168 Ridgemont Loop		Davenport	FL	33897	Educational	5,263.34
Carter	Benjamin	730 Morris Blvd		Toms River	NJ	8753	Educational	5,000.00
Casaverde	Joseline	12602 Double Bridle Ct Apt 201		Tampa	FL	33625	Educational	2,642.70
Casey	Brandy	6 Michell Dr		Taylors	0	29687	Educational	5,000.00
Castillon	Jezzebelle	9139 NW 38th drive		Coral Sprngs	FL	33065	Educational	3,334.00
Cedeno	Andrew	4254 La Mauricie Loop		Woodbridge	VA	22025	Educational	5,000.00
Cerow	Kaitlyn	42497 Cortez Terrace		Ashburn	VA	20148	Educational	10,000.00
Chattaway	Nicholas	2930 Drew st Apt 1427		Clearwater	FL	33759	Educational	1,128.96

Bailey Family Foundation Contributions 1/1/2011 to 12/31/2011
 FEIN# 54-1850780
 2011 Form 990PF, Part XV Supplementary Information

Chery	Daniel	733 Carpenter's Way	#2	Lakeland	FL	33809	Educational	574.33
Cho	Sujin	9120 Lake Braddock Drive		Burke	VA	22015	Educational	5,000.00
Choi	Jullie	4000 SW 37th BLVD APT 1121		Gainesville	FL	32608	Educational	5,829.27
Choudhury	Monica	2507 Lakevale Dr		Vienna	VA	22181	Educational	5,000.00
Chowdhury	Hejab	1214 University City Blvd	APT- H95	Blacksburg	VA	24060	Educational	5,000.00
Chughtai	Farhan	7219 White House Drive		Springfield	VA	22153	Educational	7,500.00
Church	LaKia	1611 Garden Ct		Conyers	GA	30012	Educational	3,330.00
Chval	Breanna	1316 Pinnacle Pines Rd		Panama City	FL	32404	Educational	5,000.00
Clark	James	10203 Rainbridge Dr		Riverview	FL	33569	Educational	2,500.00
Clarke	Nathan	7943 Darlington Circle		Lakeland	FL	33809	Educational	2,223.04
Clenney	Kayla	4001 W Sam Allen Road		Plant City	FL	33565	Educational	391.77
Clouser	Ashley	12408 Jillian Circle		Hudson	FL	34669	Educational	5,000.00
Coconato	Andrew	3611 Twisted Oak Court		Lake Wales	FL	33898	Educational	5,071.26
Colcock	Angela	4112 Hanson Oaks Drive		Hyattsville	MD	20784	Educational	4,870.00
Colegrove	Lauren	5603 Jamisons Farm Dr		Warrenton	VA	20187	Educational	5,000.00
Coley	Porshia	206 Grace Avenue		Dundee	FL	33838	Educational	4,908.26
Collier	Stefanie	314 Missouri Way		Travis AFB	CA	94535	Educational	5,000.00
Compton	Jami	217 20th Ave S		St Petersburg	FL	33705	Educational	2,258.86
Conley	Mary	2414 34th Ave N		St Petersburg	FL	33713	Educational	5,000.00

Bailey Family Foundation Contributions 1/1/2011 to 12/31/2011
 FEIN# 54-1850780
 2011 Form 990PF, Part XV Supplementary Information

Connard	Eddie	105 Nikki Dr	Apt B	Senatobia	MS	38668	Educational	1,397.50
Cook-Martin	Chynna	5209 12th avenue south		gulfport	FL	33707	Educational	5,000.00
Cooper	Whitney	10878 Pennycress St		Manassas	VA	20110	Educational	5,000.00
Cordova	Bryan	270 N Ramona Ave		Lake Alfred	FL	33850	Educational	2,881.51
Cordrey	Shen	2213 N Oliver Dr		Virginia Beach	VA	23455	Educational	5,000.00
Corns	Kathryn	4624 83 Ter		Pinellas Park	FL	33781	Educational	5,000.00
Cox	Celia	28408 Lee Hwy		Meadowview	VA	24361	Educational	5,000.00
Crane	Kellie	Rt 5 Box 395-E		Bluefield	WV	24701	Educational	2,500.00
Crockett	Anel	1001 South 15th Street		Haines City	FL	33844	Educational	3,795.48
CROMWELL	JANESSA	132-H SABAL COURT		OLDSMAR	FL	34677	Educational	3,456.00
Cruz	David	6503 S Westshore Cir		Tampa	FL	33616	Educational	5,330.56
Cruz	Miguel	694 22nd St NW		Winter Haven	FL	33880	Educational	2,905.90
Currier	Brittany	309 Fish Hawk Drive		Winter Haven	FL	33884	Educational	6,520.02
Curtis	Chelene	2107 Marshalls Ln SE		Atlanta	GA	30316	Educational	5,000.00
Cusumano	Michael	9994 Ashley Drive		Seminole	FL	33772	Educational	5,359.45
Cutlip	Kayla	151 Carr Lane Apt NO 1		Princeton	WV	24740	Educational	3,029.00
Dalcour	Felicia	5227 Sonora Ct #5		Tampa	FL	33617	Educational	1,727.81
Dave	Shveta	4014 Ashford Green Pl Unit G 102		Tampa	FL	33613	Educational	708.48
Davis	Michael	4700 12th Avenue South		St Petersburg	FL	33711	Educational	3,138.23

Bailey Family Foundation Contributions 1/1/2011 to 12/31/2011
 FEIN# 54-1850780
 2011 Form 990PF, Part XV Supplementary Information

Davis	Abigail	10550 Moore Road		Lakeland	FL	33809	Educational	1,974.78
Davis	Sarah	1308 Grand Ave		Connersville	IN	47331	Educational	5,000.00
Dayo	Szena	8902 Stable Forest Place		Bristow	VA	20136	Educational	2,632.13
DeBor	Montana	3630 N 21st Ave		Arlington	VA	22207	Educational	2,500.00
Deen-Kargbo	Theresa	9847 Hagel Circle		Lorton	VA	22079	Educational	4,565.10
DelPrete	Angela	12234 90th Lane North		Largo	FL	33773	Educational	4,914.64
DeMuth	Sara	6505 Cathedral Oaks Drive		Plant City	FL	33565	Educational	5,000.00
Der	Lauren	3114 Chitty Rd		Plant City	FL	33565	Educational	5,560.31
Desarme	Crystal	4542 Sand Pointe Place Unit 1		Tampa	FL	33615	Educational	2,343.75
Dia	Fatou	21947 Windover Dr		Ashburn	VA	20148	Educational	5,000.00
Diallo	Mamadou	9210 AppleFord Circle Apt 120		Owings Mills	MD	21117	Educational	5,000.00
Diaz	Rebekah	8450 SW 36 Street		Miami	FL	33155	Educational	2,426.90
Diaz	Jessica	814 S Dinwiddie St		Arlington	VA	22204	Educational	5,000.00
Dickerson	Carmen	3120 W Powhatan Ave		Tampa	FL	33614	Educational	5,066.10
Doeng	Sarah	12006 Hope Lane		Tampa	FL	33618	Educational	4,332.32
Donnantuoni	Danielle	3241 Bayshore Blvd NE		Saint Petersburg	FL	33703	Educational	4,941.00
Donovan	Michael	3309 S San Miguel St		Tampa	FL	33629	Educational	2,041.45
Douglas	Danielle	3 Revere Drive	Apt D	Maple Shade	NJ	8052	Educational	5,000.00
Dowels	Antonio	305 Craft Rd		Brandon	FL	33511	Educational	4,731.70

Bailey Family Foundation Contributions 1/1/2011 to 12/31/2011
 FEIN# 54-1850780
 2011 Form 990PF, Part XV Supplementary Information

Doyle	Claire	4223 36th ST S		Arlington	VA	22206	Educational	5,000.00
Dreiser	Josiah	437 North Hilltop Road		Brandon	FL	33510	Educational	4,655.82
Duncan, Jr	Goins	403 Pleasant Green Drive		Inman	SC	29349	Educational	1,845.00
Dunlap	Greniesha	325 Piedmont Court		Bartow	FL	33830	Educational	7,571.80
Dupree	La Joyous	1601 FL Shuttlesworth Dr		Birmingham	AL	35234	Educational	5,000.00
Duran	Vanity	6810 Twelve Oaks BLVD		Tampa	FL	33634	Educational	6,549.25
Duval	Samantha	3026 Beaver Pond Trail		Valrico	FL	33596	Educational	2,444.69
Dyer	Elizabeth	5125 Misty lake Dr		mulberry	FL	33860	Educational	3,853.69
Echeazu	Chioma	442 Red Hawk Loop		Winter Haven	FL	33880	Educational	4,334.98
Echols	Evelyn	9611 Custer Road	Apt 3114	Plano	TX	75025	Educational	3,375.00
Edgerley	Elizabeth	10123 Kingsbridge ave		Tampa	FL	33626	Educational	2,326.65
edmonds	robert	13447 nystrom ct		woodbrdge	VA	22193	Educational	7,500.00
Ellis	Kasey	23340 Orleans Place		Land O' Lakes	FL	34639	Educational	1,195.71
Elmhurst	Stephanie	8401 Granite Place		Tampa	FL	33615	Educational	5,000.00
Erickson	Ross	709 50th St Ct W		Bradenton	FL	34209	Educational	1,382.46
Espinoza Reyes	Luz	1800 Bel Air Rd Lot# 22		Woodbrdge	VA	22191	Educational	7,500.00
Estes	Hannah	55 East Starr Avenue		Lake Wales	FL	33898	Educational	1,138.28
Estrada	Fransua	405 Ellerbe Way		Lakeland	FL	33801	Educational	4,445.72
Estrdge	Elizabeth	215 West Palm dr		Lakeland	FL	33803	Educational	(210.45)

Bailey Family Foundation Contributions 1/1/2011 to 12/31/2011
 FEIN# 54-1850780
 2011 Form 990PF, Part XV Supplementary Information

Etlin	Natalie	1921 Wilson Ln No 202		McLean	VA	22102	Educational	2,500.00
Faison	Kristen	1044 winifred way		Lakeland	FL	33809	Educational	1,934.65
Falbru	Ladismer	1312 E Alabama st		Plant City	FL	33563	Educational	2,191.60
Falcon	Morgan	536 Imperial Drive		Largo	FL	33771	Educational	4,612.72
Farmer	Leslie	176 Winslow Circle		Pnncton	WV	24740	Educational	2,558.00
Faulkner	Derek	250 S Glenn Ave		Lake Alfred	FL	33850	Educational	5,000.00
Feimi	Joana	8400 49th St N	Apt 810	Pinellas Park	FL	33781	Educational	2,945.32
feimi	nenana	8400 49th st N APT 810		pinellas park	FL	33781	Educational	2,592.74
Ferguson	Joanna	5008 Warwick Hills Court		Haymarket	VA	20169	Educational	5,000.00
Fernandez	John	115 112th Ave NE Apt 201		Saint Petersburg	FL	99999	Educational	1,856.70
Fields	Sarah	15004 Arbor Hollow		Odessa	FL	33556	Educational	1,211.16
Finch	Alrson	4317 Decatur Drive		Woodbridge	VA	22193	Educational	5,000.00
Firth	Robyn	9318 1st Street North		St Petersburg	FL	33702	Educational	2,727.62
Flores	Renzo	2330 SW Williston Rd Apt 1322		Gainesville	FL	32608	Educational	800.00
Flores	Amanda	211 fiji palm lane		plant city	FL	33566	Educational	5,000.00
Fosnacht	Jaclyn	502 Crooked Pine Court		Largo	FL	33770	Educational	4,155.33
Fowler	Bnrttany	3900 58th street north		saint petersburg	FL	33709	Educational	5,000.00
Fowler	Tawanna	1324 Simon Drive		Chesapeake	VA	23320	Educational	5,000.00
Frazier	Gabnelle	1125 Highland Street North		St Petersburg	FL	33701	Educational	1,446.73

Bailey Family Foundation Contributions 1/1/2011 to 12/31/2011
 FEIN# 54-1850780
 2011 Form 990PF, Part XV Supplementary Information

Frazier	Jennifer	11808 Oakwood Drive		Woodbrdge	VA	22192	Educational	5,000.00
Frazier	Richard	128 Briar Lane		Williamsburg	VA	23188	Educational	3,375.00
Freeman	Laura	6617 manna pt village ct Apt 203		Tampa	FL	33635	Educational	5,000.00
Fretz	Amanda	10573 Blossom Lake Drive		Seminole	FL	33772	Educational	2,837.00
Fnmpong	Amanda	1541 Meadow St	apt 832	Denton	TX	76205	Educational	4,462.50
Frost	Julie	6209 Lavell Court		Springfield	VA	22152	Educational	2,500.00
Fyfe	Nathan	508 Jeanal Pl		Tampa	FL	33612	Educational	1,792.08
Gagarin	Hannah	6205 Apache Street		Springfield	VA	22150	Educational	5,000.00
Galgano	Jessica	111 Burning Pine Ct		Ponte Vedra	FL	32082	Educational	5,646.72
Galloway	Kenna	117 Jardin de Mer Place		Jacksonville Beach	FL	32250	Educational	2,646.70
garcia	sara	19124 Meadow Pine Dr		Tampa	FL	33647	Educational	4,000.00
Garcia	Christian	3203 Shady Lily Ln		Land O Lakes	FL	34638	Educational	7,846.68
Garcia-Zelaya	Cristina	3459 Lake St Apt # 104		Falls Church	VA	22041	Educational	6,152.00
Garrett	Shawn	1041 Knight Lane		Herndon	VA	20170	Educational	5,000.00
Genzale	Mary	10023 Courtney Palms Blvd #301		Tampa	FL	33619	Educational	5,000.00
Gerstein	Jessica	1735 Shady Leaf dr		Valrico	FL	33596	Educational	548.25
Giannopoulos	Evdoxia	100 NW 2nd Street		Fort Meade	FL	33841	Educational	6,547.83
GILBERT	SAPPHO	1426 WAGGAMAN CIRCLE		MCLEAN	VA	22101	Educational	5,000.00
Girma	Dawit	3340 Oakshade Court		fairfax	VA	22033	Educational	5,000.00

Bailey Family Foundation Contributions 1/1/2011 to 12/31/2011
 FEIN# 54-1850780
 2011 Form 990PF, Part XV Supplementary Information

Givens	Ashley	5602 Lazy Creek Drve		Lakeland	FL	33811	Educational	4,801.86
Glaser	Andrew	13425 Ranch Rd 620 N	Apt 828	Austin	TX	78717	Educational	5,000.00
Godwin	Jamarcus	2915 Sharer Road	Apt #211	tallahassee	FL	32312	Educational	6,803.44
Goff	Natalie	7237 Wild Buck Road		Weeki Wachee,	FL	34613	Educational	1,018.58
Gordon	Stephanie	2031 N Woodrow St #1	apt 1	Arlington	VA	22207	Educational	7,500.00
Gray	Warren	3587 Eastern Dr		Beavercreek	OH	45432	Educational	1,665.00
Green	Jenna	8717 Palisades Dr		Tampa	FL	33615	Educational	6,198.36
Grose	Tanner	P O Box 579		Athens	WV	24712	Educational	5,000.00
Groves	Sarah	717 N Belfort St		Sterling	VA	20164	Educational	5,000.00
Guill	Autumn	191 Stonecreek St		Princeton	WV	24740	Educational	5,454.00
Guill	Teresa	191 Stonecreek Street		Princeton	WV	24740	Educational	2,448.00
Guillen	Elizabeth	4145 orange ave		mulberry	FL	33860	Educational	2,651.13
Gutierrez	Juan	3420 W Spruce Street		Tampa	FL	33607	Educational	5,000.00
Guymon	Rebecca	226 Woodlawn		Mattoon	IL	61938	Educational	5,000.00
Hacker	Patnck	4820 Portobello Circle		Valrico	FL	33596	Educational	2,896.54
Hager	Carolyn	Route 1 Box 25E		Poca	WV	25159	Educational	5,000.00
Hambleton	Bridget	2200 Barnhardt Ave NW	Apt A	Concord	NC	28027	Educational	4,272.00
Hamblin	Lndsey	379 Spurner Road		Bluefield	WV	24701	Educational	5,052.00
Hammond	Sarah	1091 Virginia Street		Dunedin	FL	34698	Educational	5,659.80

Bailey Family Foundation Contributions 1/1/2011 to 12/31/2011
 FEIN# 54-1850780
 2011 Form 990PF, Part XV Supplementary Information

hansen	carlie	9812 somerset wind drive	apartment #103	riverview	FL	33578	Educational	5,000.00
Hanuman	Vidya	18322 Cypress Haven Drive		Tampa	FL	33647	Educational	5,277.84
Hanzel	Jared	21725 Regents Park Circle		Sterling	VA	20166	Educational	5,000.00
Harlow	Jensen	2772 Wallace Branch Road		Plant City	FL	33565	Educational	5,363.62
Harlow	Adam	2772 Wallace Branch Road		Plant City	FL	33565	Educational	2,859.41
Harrell	Kelsey	4651 US Highway 98 East		Fort Meade	FL	33841	Educational	2,691.20
Harris	Ryan	12303 Blair Ridge Road		Fairfax	VA	22033	Educational	5,000.00
Harris	Chase	875 Princeton Avenue		Zanesville	OH	43701	Educational	5,000.00
Hasha	Grace	365 Pasco Court		Winter Haven	FL	33884	Educational	2,304.72
Haslam	Aerial	3804 Burberry Dr Apt 9		Lafayette	IN	47905	Educational	2,500.00
Hassan	Abdiwahab	42249 st Huberts Place		Chantilly	VA	20152	Educational	5,000.00
Heffelmire	Katherine	9540 Noory Court		Vienna	VA	22182	Educational	5,000.00
Hencke	Kathleen	2306 Gatewood St		Plant City	FL	33563	Educational	4,883.99
Hendricks	Karen	91-214 Ho'olu'olu Place		Ewa Beach	HI	96706	Educational	5,000.00
Henriquez	Claudia	3251 Brandy Ct		Falls Church	VA	22042	Educational	5,000.00
Henshaw	Frances	382 Jeans Road		Auburndale	FL	33823	Educational	5,000.00
Hernandez	Stacy	5700 Oak Leather Drive		Burke	VA	22015	Educational	5,000.00
Hernandez	Chuck	9704 Hidden Cove Court		Tampa	FL	33618	Educational	4,134.38
Hernandez	Nicole	4116 West Watrous Avenue		Tampa	FL	33629	Educational	2,265.46

Bailey Family Foundation Contributions 1/1/2011 to 12/31/2011
 FEIN# 54-1850780
 2011 Form 990PF, Part XV Supplementary Information

Hernandez	Fabiola	165 Freedom Drive		Frostproof	FL	33843	Educational	2,912.60
Herrera	Arline	319 Blake Ave		Davenport	FL	33897	Educational	3,324.75
Heyman	Lindsay	981 Water Lily Ct NE		Saint Petersburg	FL	33703	Educational	5,000.00
Hibson	Kathanne	47102 Southampton Ct		Sterling	VA	20165	Educational	5,000.00
Hill	Whitney	411 Old Oakvale Road		Princeton	WV	24740	Educational	402.00
Hines	Keith	88 Lee Road #2088		Salem	AL	36874	Educational	3,375.00
Hodges	Randi	3500 Cherry Ave		Birmingham	AL	35214	Educational	3,330.00
Hollis	Junava	2151 Jordan Mill Road		White Plains	GA	30678	Educational	4,920.00
Holloway	Nickolas	6213 S Adela Ave		Tampa	FL	33616	Educational	3,680.00
Holmes	Michael	1770 52nd AV N		St Petersburg	FL	33714	Educational	3,565.62
Holmes	Yunet	8412 Lucaya Way	# 102	Temple Terrace	FL	33637	Educational	4,850.50
Holzmacher	Jordan	3572 Woodridge Place		Palm Harbor	FL	34684	Educational	4,810.32
Hong	Hetty	8558 Canterbury Lake Blvd		Tampa	FL	33619	Educational	5,410.50
Hoof	McKenna	7111 4th Avenue North		St Petersburg	FL	33710	Educational	4,626.04
Horne	Danielle C	13560 Cypress Glen Lane	Unit #303	Tampa	FL	33637	Educational	5,000.00
houllis	michael	6106 chalon ct		lutz	FL	33558	Educational	2,233.70
Hoyt	Rochelle	3428 Justin David Ct		Lakeland	FL	33810	Educational	4,864.39
Huerta	Tony	2501 Saint Charlotte Place		Tampa	FL	33618	Educational	5,000.00
Hughes	Dana	1908 E Clinton St		Tampa	FL	33610	Educational	4,635.30

Bailey Family Foundation Contributions 1/1/2011 to 12/31/2011
 FEIN# 54-1850780
 2011 Form 990PF, Part XV Supplementary Information

Hunstein	Stephanie	1156 Macfarlane Ave		Spring Hill	FL	34608	Educational	5,000.00
Hurst	Taylor	8604 Jackson Ave		Manassas	VA	20110	Educational	5,000.00
Hussain	Aisha	PMB # 2845	4450 Rivanna Lane	Fairfax	VA	22030	Educational	2,500.00
Hutton	Gardette	1403 Bluff Loop		Dundee	FL	33838	Educational	2,488.05
Hyatt	Tanisha	24510 Mistwood Ct		Lutz	FL	33559	Educational	5,000.00
Hyde	Gregory	4304 Mission Ct		Alexandna	VA	22310	Educational	5,000.00
Hyde	Knstin	11364 Walsingham Road	75 N Woodward ave U-Box 66189	Tallahassee	FL	32313	Educational	2,757.26
Iannazzo-Simmons	Alissa	1712 Hickory Gate Dr n		Dunedin	FL	34698	Educational	2,091.20
Irving	Gwendolyn	5010 Grove West Blvd	Unit 1503	Stafford	TX	77477	Educational	5,000.00
Ismail	Gezime	4003 S Westshore Blvd Apt 2415		Tampa	FL	33611	Educational	2,500.00
Ivanov	Oleg	1419 Lenton Rose Ct		Trnity	FL	34655	Educational	10,000.00
Jackson	Esther	5201 Heming Ave		Springfield	VA	22151	Educational	2,500.00
Jackson	Alisa	5211 D Haras Place	Apt D1	Fort Washington	MD	20744	Educational	5,000.00
Jackson	Shayla	1106 Citrus Hill Court		Seffner	FL	33584	Educational	5,000.00
Jackson Jr	Glen	13300 Crystal Cove		Louisville	KY	40223	Educational	4,770.00
Jashan	Gresjana	3601 30 Ave N		St Petersburg	FL	33713	Educational	342.34
Jenkins	Zoe	620 Belleair Place		Clearwater	FL	33756	Educational	5,000.00
Jennings	LaQuida	5864 NATURE TERRACE COVE		Tampa	FL	33617	Educational	7,500.00
John	Anet	6155 Lanshire dr		Tampa	FL	33634	Educational	5,781.68

Bailey Family Foundation Contributions 1/1/2011 to 12/31/2011
 FEIN# 54-1850780
 2011 Form 990PF, Part XV Supplementary Information

Johnson	William	4229 Stockbndge Drive		Dumfries	VA	22025	Educational	7,500.00
Johnson	Amber	9149 Oakwood Drive		Lake Wales	FL	33898	Educational	4,671.91
Johnson	Sherifa	2901 N Dale Mabry Blvd	Apartment # 1915	Tampa	FL	33607	Educational	3,746.84
Johnson	Crystal	2441 S Kenwood St		Arlington	VA	22206	Educational	5,000.00
Jones	Sara	2312 Lydia Street		Lake Wales	FL	33898	Educational	3,000.00
Jones	xzavierra	1560 Blue Magnolia Rd		brandon	FL	33510	Educational	2,626.71
Jones	Jordyn	6519 Crescent Lake Drve		Lakeland	FL	33813	Educational	5,000.00
Jones	Angelique	2784 Cactus Hill Pl		Palm Harbor	FL	34684	Educational	2,494.35
Jordan	Sarah	274 115th Ave N #1		St Petersburg	FL	33716	Educational	-
Joseph	Chrstina	3904 Paxton Ave		Tampa	FL	33611	Educational	1,220.88
Julien	Brandy	2402 St Louis St		New Orleans	LA	70119	Educational	5,000.00
Junejo	Komal	310 Riggs Ln		Tampa	FL	33618	Educational	2,717.96
Kallini	Kaitlin	5321 Windsor Hills Drive		Fairfax	VA	22032	Educational	5,270.50
Kantelis	Bnttany	2329 Moore Haven Dr E		Clearwater	FL	33763	Educational	1,200.30
Karaphillis	Alexandra	653 Bayshore Dr		Tarpon Springs	FL	34689	Educational	3,339.23
Kasper	Karissa	5204 19th St N		St Petersburg	FL	33714	Educational	6,048.62
Kassraie	Aaron	1605 Permit Ct		Herndon	VA	20170	Educational	5,000.00
Kelley	Klint	RT 4 Box 376		Bluefield	WV	24701	Educational	2,378.00
Kellum	Jenae	1905 E Crenshaw St		Tampa	FL	33610	Educational	2,753.84

Bailey Family Foundation Contributions 1/1/2011 to 12/31/2011
 FEIN# 54-1850780
 2011 Form 990PF, Part XV Supplementary Information

Kelly	Sean	12712 Four Fields Farm Rd		Thonotosassa	FL	33592	Educational	5,000.00
KENFACK	JOSEPHINE	20152 BAR HARBOR TERRACE		ASHBURN	VA	20147	Educational	2,500.00
Keplinger	Megan	216 Lake Howard Drive SW		Winter Haven	FL	33880	Educational	1,049.63
Kim	Jennifer	4706 West Paul Avenue		Tampa	FL	33611	Educational	5,284.30
Kim	Cameron	11142 Goldenrod Fern		Riverview	FL	33569	Educational	7,500.00
King	Starla	13200 Wild Acres Road		Largo	FL	33773	Educational	5,071.79
King	Morgan	10199 Imperial Point Drive West		Largo	FL	33774	Educational	1,162.80
King	Victoria	912 W Platt Street		Tampa	FL	33606	Educational	10,000.00
Kirby	Laura	320 Cresap St		Lakeland	FL	33815	Educational	5,000.00
KLEINEMEIER	KRISTIN	5907 N SUMMERFIELD PT		CITRUS SPRINGS	FL	34434	Educational	5,000.00
Klenk	Sarah Klenk	42937 Chesterton Street		Ashburn	VA	20147	Educational	5,000.00
Knapp	Alexandra	18268 Fresh Lake Way		Boca Raton	FL	33498	Educational	1,052.84
Kochany	Bayan	12776 heron ridge drive		fairfax	VA	22030	Educational	5,000.00
Konneh	Sorie	3420 Drypowder Cir, APT# 203		Dumfries	VA	22026	Educational	5,000.00
Koroma	Alhaji	9522 Green Castle Lane		Lorton	VA	22079	Educational	5,000.00
Kostos	Daniel	111 Lake Hollingsworth Dr		Lakeland	FL	33801	Educational	5,000.00
Kotskar	Vestacha	5110 North Poel Road		Plant City	FL	33565	Educational	848.88
Krauss	Blaine	4229 14th ave south		st petersburg	FL	33711	Educational	5,400.66
Krijestarac	Denina	8240 144th Ln North		Seminole	FL	33776	Educational	1,612.78

Bailey Family Foundation Contributions 1/1/2011 to 12/31/2011
 FEIN# 54-1850780
 2011 Form 990PF, Part XV Supplementary Information

Kuechenberg	Chanelle	1023 E Hamilton Ave		Tampa	FL	33604	Educational	2,596.64
Kulak	Christopher	912 Carlton Rd		Tarpon Sprngs	FL	34689	Educational	1,098.49
Kullmann-Cramer	Kimberly	9301 123rd way n		Seminole	FL	33772	Educational	2,486.43
Kusek, Jr	Leonard	12407 Myterra Way		Herndon	VA	20171	Educational	3,330.00
Kwassman	Amalie	884 East 12th St		Brooklyn	NY	11230	Educational	5,000.00
Lamas JR	Jose	23 N Lake blvd		Plant City	FL	33563	Educational	4,193.23
Lambert	Michael	4875 Manzanita Way	#25	Carmichael	CA	95608	Educational	1,132.75
Landrum	Shavonda	805 Denton Cir		Fredericksburg	VA	22401	Educational	3,330.00
Langford	Kayla	2032 Clance Circe		Tampa	FL	33619	Educational	5,655.22
Larcom	Audrey	7002 Shamrock Road		Tampa	FL	33616	Educational	1,753.80
Larsen	Melissa	511 Oakbriar Place		Brandon	FL	33510	Educational	4,538.98
Lawrence	Lauren	2270 Bell Avenue	Apartment 519	Des Moines	IA	50321	Educational	1,274.00
Lee	Keyyanna	16754 Flotilla Way		Woodbridge	VA	22191	Educational	5,000.00
Leger	Cynthia	3816 Jackson CT Estate		Tampa	FL	33610	Educational	1,746.81
Leistner	Alyssa	4219 Windchime Lane		Lakeland	FL	33811	Educational	2,370.72
Lemus	Enka	8801 george wheeler lane		gibsonton	FL	33534	Educational	2,336.95
Lentz	Garrett	302 West Windhorst Road		Brandon	FL	33510	Educational	2,932.90
Leon	Alma	13101 Thomasville circle apt C		Tampa	FL	33617	Educational	600.40
Levin	Max	2402 Carroll Place		Tampa	FL	33612	Educational	5,014.24

Bailey Family Foundation Contributions 1/1/2011 to 12/31/2011
 FEIN# 54-1850780
 2011 Form 990PF, Part XV Supplementary Information

Levitt	Stephanie	11081 Brandywine Lake Way		Boynton Beach	FL	33437	Educational	1,559.69
Lewis	Christopher	4609 Clarksdale Lane		Brandon	FL	33511	Educational	4,139.55
Li	Linda	10435 Meadow Spring Drive		Tampa	FL	33647	Educational	2,500.00
Liaromatis	Nichole	10529 Alvarado Ct		Seminole	FL	33772	Educational	5,000.00
Lievano	Jinnel	3409 W Beach St		Tampa	FL	33607	Educational	5,000.00
Lindemeyer	Shanna	5608 Santa Monica Drive		Tampa	FL	33615	Educational	5,056.25
Lipkin	Jordana	1866 Stable Trail		Palm Harbor	FL	34685	Educational	3,959.42
Lippincott	Michelle	5147 Sterling Manor Dr		Tampa	FL	33647	Educational	4,980.18
Little	Robin	1044 Winifred Way		Lakeland	FL	33809	Educational	4,749.23
Llano	Derrick	5235 Lickton Pike		Goodlettsville	TN	37072	Educational	5,000.00
Loarca	Noe	1440 S Greenbrier Street		Arlington	VA	22206	Educational	5,000.00
Lofley	Casey	5806 34th Avenue South		Tampa	FL	33619	Educational	1,823.57
Lombardo	Lauren	Flonda State University	P O Box 63341	Tallahassee	FL	32313	Educational	1,679.78
Long	Debra	PO BOX 259		WOODSTOCK	GA	99999	Educational	4,956.00
Lopez	Julia	1714 N Club Ct		Tampa	FL	33612	Educational	1,828.60
Lowry	Megan	13827 South Springs Drive		Clifton	VA	20124	Educational	2,770.50
Loyer	Judith	3751 Bondurant Drive		Douglasville	GA	30135	Educational	5,000.00
Luchkiw	Jessica	542 59th Way South		St Petersburg	FL	33707	Educational	1,187.80
Lynch	Kathleen	5636 W 220th Street		FairviewPark	OH	44126	Educational	4,965.00

Bailey Family Foundation Contributions 1/1/2011 to 12/31/2011
 FEIN# 54-1850780
 2011 Form 990PF, Part XV Supplementary Information

Lyons	Jonathan	631 Parkway		Bluefield	WV	24701	Educational	5,000.00
Macasieb	Rachel	21356 Shady Wood Terrace		Broadlands	VA	20148	Educational	2,500.00
Macon	Natasha	16 Mandl street		Hamilton	NJ	8619	Educational	5,000.00
Madani	Doha	9058 Iron Oak Ave		Tampa	FL	99999	Educational	2,500.00
Mader	Jean	109 Patterson Dr		Auburndale	FL	33823	Educational	5,226.35
Mader	Holly	109 Patterson Dr		Auburndale	FL	33823	Educational	5,000.00
Maghamez	John	21972 Crested Quail Drive		Ashburn	VA	20148	Educational	5,000.00
Mai	Ken	1722 Stratford Arms Ct		Morrow	GA	30260	Educational	2,500.00
Malloy	Danielle	15074 Highfield Rd		Brooksville	FL	34609	Educational	5,000.00
Marshall	Jamie	7028 Flint Drive		Tampa	FL	33619	Educational	1,635.96
Martin	Taylor	8913 Grand Bayou Ct		Tampa	FL	33635	Educational	5,000.00
Martin	Alyssa	826 Citrus Wood lane		Valrico	FL	33594	Educational	2,218.70
Martino	Christian	4450 Chimneys West Drive		Haymarket	VA	20169	Educational	5,000.00
Martino	Jonathan	11470 77th ct n		seminole	FL	33772	Educational	213.16
Mathae	Lauren	2059 N Brandywine Street		Arlington	VA	22207	Educational	5,000.00
Mayfield	David	PO Box 6253		Williamsburg	VA	23188	Educational	1,665.00
McBrayer	Kelly	30 New York Ave		Dunedin	FL	34698	Educational	2,526.92
McCall	Kinsey	2780 Taft Drive	Apt 2306	Boulder	CO	80302	Educational	(2,500.00)
McGowan	Nora	1973 High Vista Drive		Lakeland	FL	33813	Educational	4,892.27

Bailey Family Foundation Contributions 1/1/2011 to 12/31/2011
 FEIN# 54-1850780
 2011 Form 990PF, Part XV Supplementary Information

Mckeever	Randi	622 King James Court	St Andrews Apts	Bear	DE	19701	Educational	3,330.00
McLean	Yvette	1812 Gatewood Avenue		Greensboro	NC	27405	Educational	5,000.00
McNichol	Ashley	540 Still Meadows Circle		Palm Harbor	FL	34683	Educational	1,281.24
Means	Chonita	1829 Longmeadow Rd		Mobile	AL	36609	Educational	5,000.00
Medina	Tatiana	29031 nvergate run		wesley chapel	FL	33543	Educational	5,000.00
Melanson	Megan	1305 Starry Night St		Wesley Chapel	FL	33543	Educational	5,000.00
Melito	Yvaine	31 Armour Ave		Hamilton	NJ	8619	Educational	3,330.00
Melott	Megan	5408 Lomax Way		Woodbridge	VA	22193	Educational	2,535.00
Merchan	Nathalia	4604 Magnolia Preserve Loop		Winter Haven	FL	33880	Educational	5,914.01
Meurer	Pahton	2116 N Green Bay Rd		Racine	WI	53405	Educational	2,500.00
Mihaj	Eva	1062 53rd ave n		Saint Petersburg	FL	33703	Educational	4,547.76
Miller	Ethan	838 Johnson Avenue		Lakeland	FL	33801	Educational	4,642.29
Mills	Adam	22 Fairfield Place		Pnncton	WV	24740	Educational	2,500.00
Minder	Jessica	6912 68th Ave North		Pinellas Park	FL	33781	Educational	733.56
Mock	Grace	6418 Brentford Drive		Springfield	VA	22152	Educational	5,000.00
Mohamadi	Madena	8120 Viola Street		Spnngfield	VA	22152	Educational	5,000.00
MOHLER	DIANA	2901 Tremont Ave		Cheverly	MD	20785	Educational	-
Mooney	Naythen	Rt 1 Box 341		Bluefield	WV	24701	Educational	5,000.00
Moore	Shane	4540 overlook drive NE		saint petersburg	FL	33703	Educational	5,000.00

Bailey Family Foundation Contributions 1/1/2011 to 12/31/2011
 FEIN# 54-1850780
 2011 Form 990PF, Part XV Supplementary Information

Moore	Stephanie	3117 Reseda Court		Tampa	FL	33618	Educational	5,000.00
Moreland	Tierra	2919 Johnson R		Falls Church	VA	22042	Educational	7,500.00
Morgan	Chrstina	2012 10th St NW		Winter Haven	FL	33881	Educational	3,203.10
Mourant	Camille	12102-C N 60th Street		Tampa	FL	33617	Educational	3,285.02
Murphy	Kathleen	12719 Fantasia Drive		Herndon	VA	20170	Educational	5,000.00
Mustafa	Sharmeen	3505 Pence ct		Annandale	VA	22003	Educational	2,500.00
Myers	Tinisha	115 Holland Street		Lake Wales	FL	33859	Educational	1,532.05
Navarro	Ricardo	505 SW 2nd Avenue Apt 1313		Gainesville	FL	99999	Educational	8,200.22
Newman	Joy	410 Regal Park Dr		Valrico	FL	33594	Educational	1,466.24
Nguyen	Jennifer	42812 Shaler Street		South Riding	VA	20152	Educational	5,000.00
Nguyen	PhuongTam	12101 Ragan Oaks CT	#304	Fairfax	VA	22033	Educational	5,000.00
Nicholas	Grant	Slivka Res Coll 0103	2332 Campus Dr	Evanston	IL	60201-2920	Educational	5,000.00
Noe	Munel	1359 West Broad Street	Apt 350	Richmond	VA	23220	Educational	5,000.00
NYAKO	ALVINA	2262 STONEWHEEL DR		RESTON	VA	20191	Educational	5,000.00
Nyeholt	Jonathan	2015 Spirit Lake Road		Winter Haven	FL	33880	Educational	5,000.00
OBASI	OMAGBE	4464 FOREST GLEN CT		ANNANDALE	VA	22003	Educational	5,000.00
Okafor	Bianca	63 Marion St		Rochester	NY	14610	Educational	5,000.00
O'Leary	Timothy	11310 North Grady Avenue		Tampa	FL	33618	Educational	5,511.61
Olinger	Ryan	12000 Dessau Rd	Apt 525	Austin	TX	78754	Educational	3,375.00

Bailey Family Foundation Contributions 1/1/2011 to 12/31/2011
 FEIN# 54-1850780
 2011 Form 990PF, Part XV Supplementary Information

Ona	Nicholas	4411 SanRafael St		Tampa	FL	33629	Educational	5,000.00
OrRico	Kathleen	12953 Estates Terr N		Seminole	FL	33776	Educational	7,500.00
Orrison	Mallary	39867 Thomas Mill Rd		Leesburg	VA	20175	Educational	2,500.00
Ortega	Laura	522 York Dale Dr		Ruskin	FL	33570	Educational	2,668.03
Ortega	Fortunato	2814 N 76th St		Tampa	FL	33619	Educational	2,999.97
Ortiz	Raphael	2361 Orangeside Rd		Palm Harbor	FL	34683	Educational	(292.64)
Osborne	Thomas	18721 Wimbledon Circle		Lutz	FL	33558	Educational	5,000.00
OWUSU	MERCY	3426 BUCKMAN RD #103		ALEXANDRIA	VA	22309	Educational	2,500.00
Owusu- Boateng	Kwabena	7208 Saul Road	Apartment 103	Alexandna	VA	22306	Educational	5,000.00
Padron	Adaixa	15725 scrimshaw dr		Tampa	FL	33624	Educational	5,000.00
Park	Grace	19517 French Lace Drive		Lutz	FL	33558	Educational	4,899.55
Parker	Allison	7288 Larrup Court		Alexandna	VA	22315	Educational	2,500.00
Parker	Patrick	38593 Charles Town Pike		Waterford	VA	20197	Educational	5,000.00
Parker	Donna	971 Indian Creek Road		Hillsboro	KY	41049	Educational	3,330.00
Parker	Matthew	1905 E 28th Ave Apt B		Tampa	FL	33605	Educational	5,000.00
Pate	Deanna	3462 Hillsdale Ave		Largo	FL	33774	Educational	6,373.61
Patel	Devki	495 E Pearl St,		Bartow	FL	33830	Educational	6,402.64
Patel	Shetal	1939 Eloise Cove Dnve		Winter Haven	FL	33884	Educational	2,151.10
Patel	Shivangi	5494 Beverly Rise Blvd		Lakeland	FL	33812	Educational	2,866.84

Bailey Family Foundation Contributions 1/1/2011 to 12/31/2011
 FEIN# 54-1850780
 2011 Form 990PF, Part XV Supplementary Information

Patrician	Molly	4229 S 36th St		Arlington	VA	22206	Educational	2,500.00
Pelaez	Nathaniel	4920 Stolls Ave		Tampa	FL	33615	Educational	2,791.30
Pels	Carley	8784 Wildwood Lane		Seminole	FL	33776	Educational	5,573.40
Penter	Sarah	804 Chess PL		Seffner	FL	33584	Educational	5,363.42
Pereda	Veronica	6805 Hunters Crossing Blvd		Lakeland	FL	33809	Educational	5,534.79
Perez	Claudia	5603 7th rd s		Arlington	VA	22204	Educational	2,681.00
PETERS	JODIE	921 High Knoll Ct	Apt 114	Villa Hills	KY	41017	Educational	3,099.99
Petrella	Karly	203 Grafton Way		Leesburg	VA	20176	Educational	5,000.00
Phan	Daniel	13 Hillcrest Dr		Ithaca	NY	14850	Educational	5,000.00
Phillips	Vanessa	1710 Bethel Road		Raleigh	NC	27610	Educational	1,665.00
Pierre	Marjorie	PO Box 246732		Pembroke Pines	FL	33024	Educational	230.00
pittman	Misty	8841 Causeway Blvd		Tampa	FL	33619	Educational	5,000.00
Pol	Lindsey	7806 Blue Jasmine Court		Springfield	VA	22153	Educational	7,500.00
Pommerehn	Ayla	12813 Brunswick Lane		Bowie	MD	20715	Educational	5,000.00
Porazzi	Deborah	39248 US Hwy 19	Lot 229	Tarpon Sprngs	FL	34689	Educational	5,000.00
Porras	Alejandro	38 Salisbury Cir		Bridgeport	WV	26330	Educational	2,500.00
Prazak	Caitlyn	2010 Nancy Ave		Lutz	FL	33548	Educational	1,555.51
Proctor	Brandon	15122 Naturewalk Drive		Tampa	FL	33624	Educational	5,000.00
Prodromitis	Angel	203 Kreamer Ave		Tarpon Sprngs	FL	34689	Educational	1,162.80

Bailey Family Foundation Contributions 1/1/2011 to 12/31/2011
 FEIN# 54-1850780
 2011 Form 990PF, Part XV Supplementary Information

Pruett	Ashley	20324 Advantage Ct		Ashburn	VA	20147	Educational	5,000.00
Pyne	Natalie	10454 Greendale Drve		Tampa	FL	33626	Educational	6,257.98
Quichocho	Davina	14846 Heronglen Drive		Lithia	FL	33547	Educational	5,759.20
Rahawi	Kassim	128 Chanel Ter	Apt # 102	Falls Church	VA	22046	Educational	5,000.00
Ramos	Randy	10710 Carroll Lake Dr		Tampa	FL	33618	Educational	6,178.99
Ramsdell	Tyler	249a Parker Road		Whitefield	NH	3598	Educational	5,000.00
Randall	Katelyn	9244 Emerald Woods Way		Knoxville	TN	37922	Educational	5,000.00
Randolph	Jacqueline	8716 Imperial Court		Tampa	FL	33635	Educational	4,511.04
rawlings	nathan	14837 glenkirk rd		nokesville	VA	20181	Educational	860.65
Reed	Ashley	3040 59th Avenue South		Saint Petersburg	FL	33712	Educational	2,500.00
Register	V	1097 Fox Chapel Drive		Lutz	FL	33549	Educational	-
Reich	Lindsey	7013 Dreams Way Court		Alexandna	VA	22315	Educational	7,500.00
Reina	Jandy	2346 Winkler Ave	Apt C204	Fort Myers	FL	99999	Educational	2,258.04
Reseau	Kreda	14562 Apalachee st		Naples	FL	34114	Educational	5,000.00
Rhodes	Bryan	8601 Verona ct		Tampa	FL	33634	Educational	1,859.78
Rice	Donon	106 8th Street	Apartment B	Madison	AL	35756	Educational	5,000.00
Rivera	Jennifer	1237 E Grove Avenue		Lake Wales	FL	33853	Educational	1,044.33
Rivers	Jessie	15420 Livingston Ave	Apt# 2904	Lutz	FL	33559	Educational	5,000.00
Roa	David	257 Clarinet Way		Davenport	FL	33896	Educational	6,375.10

Bailey Family Foundation Contributions 1/1/2011 to 12/31/2011
 FEIN# 54-1850780
 2011 Form 990PF, Part XV Supplementary Information

Roberts	Joseph	4515 S Hespendes st		Tampa	FL	33611	Educational	5,142.48
Robinson	Lyndsy	912 Lee Ave		Lehigh Acres	FL	33972	Educational	4,723.04
Robinson	Joshua	1331 Summit Chase Dr		Lakeland	FL	99999	Educational	5,000.00
Robinson	Keenan	41 Carlsbad Dr		Stafford	VA	22554	Educational	4,770.00
Rodriguez	Ingnd	2273 W Longview Dr		Woodbrdge	VA	22191	Educational	7,500.00
Rodnguez	Roxana	2273 W Longview Dr		Woodbridge	VA	22191	Educational	7,500.00
ROSEN SIEGEL	BIANCA	10508 Carrollview Drive		Tampa	FL	33618	Educational	5,000.00
Roser	Sarah	13812 Laurel Rock Court		Clifton	VA	20124	Educational	2,500.00
ruan	Huyen	3006 Castle Road		Falls Church	VA	22044	Educational	2,500.00
Russell	Tonette	306 Megill Drive		Pelion	SC	29123	Educational	3,330.00
Ryan	Jessica	908 Challedon Road		Great Falls	VA	22066	Educational	5,000.00
Rygiel	Zachary	14202 Valentine Trail		Largo	FL	33774	Educational	5,000.00
sammons	julian	route 5 box 456A		bluefield	WV	24701	Educational	5,000.00
Sanchez	Yelena	6019 N Hubert ave		Tampa	FL	33614	Educational	5,549.70
Sanchez	Yazmin	6103 Omega Lane		Manassas	VA	20112	Educational	5,000.00
Sanford	Matthew	13601 Buford Lane		Nokesville	VA	20181	Educational	(1,359.00)
Santacruz	David	10220 N 27th St		Tampa	FL	33612	Educational	5,000.00
Saunders	Chnstine	315 Kenmore Rd		Brandon	FL	33511	Educational	5,000.00
Savage	Grayson	2143 Pinnacle Circle North		Palm Harbor	FL	34684	Educational	4,890.68

Bailey Family Foundation Contributions 1/1/2011 to 12/31/2011
 FEIN# 54-1850780
 2011 Form 990PF, Part XV Supplementary Information

Schneider	David	2806 Woodlawn Ave		Falls Church	VA	22042	Educational	5,000.00
Schneider	Allison	505 SW 2ND AVENUE	APARTMENT 1115	GAINESVILLE	FL	32601	Educational	6,474.97
Schrader	Sarah	1923 Delicious Way		Cherry Hill	NJ	8003	Educational	5,000.00
Scott	Shannon	5227 Chowan Ave		Alexandria	VA	22312	Educational	2,500.00
Scott	Enn	8246 Parkwood Blvd		Seminole	FL	33777	Educational	3,240.04
Seal	Samantha	10409 N Otis Ave		Tampa	FL	33612	Educational	2,304.72
See	Kayla	12206 Dorrance Court		Reston	VA	20190	Educational	5,000.00
Seymour	Wendy	3415 Granada		Tampa	FL	33629	Educational	5,000.00
Shakir	Muhammad	3718 Jefferson Commons Drive	Apt 101A	Tampa	FL	33613	Educational	4,730.72
SHARKEY	ELIZABETH	1086 GREAT PASSAGE BLVD		GREAT FALLS	VA	22066	Educational	5,000.00
Shaw	Enn	4440 Woods Edge Ct		Chantilly	VA	20151	Educational	2,500.00
Sheng	Dana	946 Swinks Mill Rd		McLean	VA	22102	Educational	6,980.00
Sherry	Isabella	8408 Costa De Sol Ct		Temple Terrace	FL	33764	Educational	4,556.26
Sherwood	Michelle Alexandra	520 Prices Fork Road Apt. C-1		Blacksburg	VA	24060	Educational	5,000.00
Sherwood	William Travis	520 Prices Fork Rd		Blacksburg	VA	24060	Educational	5,647.59
Shi	Emily	8246 Native Violet Dr		Lorton	VA	22079	Educational	(2,500.00)
Sidlauskas	Jeremy	7036 Moss Ledge Run		Land o' Lakes	FL	34637	Educational	740.70
Sigala Arellano	Evelyn	13209 Conrad Ct		Woodbridge	VA	22191	Educational	7,500.00
Silva	Rosario	5556 Janes Drive		Wimauma	FL	33598	Educational	2,665.74

Bailey Family Foundation Contributions 1/1/2011 to 12/31/2011
 FEIN# 54-1850780
 2011 Form 990PF, Part XV Supplementary Information

Silverstein	Chelsea	144 Sullivan Street	Apt 20	New York	NY	10012	Educational	5,000.00
Simonetti	Anana	6371 29th avenue north		Saint Petersburg	FL	33710	Educational	5,057.13
Simpson	Kimila	16204 Circlegreen Dr		Charlotte	NC	28273	Educational	5,000.00
Simpson	Katelyn	8430 52nd Lane North		Pinellas Park	FL	33781	Educational	5,000.00
Sines	Megan	6555 Old Lake Wilson Rd	Lot 155	Davenport	FL	33896	Educational	4,766.74
Singh	Prabhjot	9183 Burnet Court		Manassas	VA	20110	Educational	5,000.00
Skeen	Brandon	406 Terranova Street		Winter Haven	FL	33884	Educational	5,000.00
Slagle	Zachary	15923 Dover Cliffe Dr		Lutz	FL	33458	Educational	2,142.24
Slonim	Arle	2409 South Dundee Street		Tampa	FL	33629	Educational	2,010.44
Smith	Sheena	5220 Maple Hill Drive		Tampa	FL	33617	Educational	4,320.99
Smith	Breanna	5130 Ellendale Avenue		Tampa	FL	33625	Educational	6,345.16
Smith	Ally	216 jacksonia street		Pittsburgh	PA	15212	Educational	9,999.99
Smith	Courtney	204 Ranch Lane		Princeton	WV	24740	Educational	4,454.00
Smith	Chaneese	11500 Summit West Blvd Apt 35C		Tampa	FL	33617	Educational	3,243.96
Smith	Matthew	2877 Heron Place		Clearwater	FL	33762	Educational	5,000.00
Smith	Jane	304 NW 10th Street		Pocahontas	IA	50574	Educational	3,950.00
Smith	Raymond	428 Meadow Valley rd		Lexington	KY	40511	Educational	3,330.00
Snider	Travis	5878 North 14th Street		Arlington	VA	22205	Educational	5,000.00
Snipes	Cshandra	81 Overlook Trail		Hampton	GA	30228	Educational	5,000.00

Bailey Family Foundation Contributions 1/1/2011 to 12/31/2011
 FEIN# 54-1850780
 2011 Form 990PF Part XV Supplementary Information

Snyder	Paul	505 Centerbrook Dr		Brandon	FL	33511	Educational	2,046.05
Sodhi	Manjot	1270 8th Ave NE		Largo	FL	99999	Educational	5,273.70
Sotolongo	Gabriel	7925 Kosi Palm Pl apt 202		Tampa	FL	33615	Educational	2,588.25
Spano	Dominique	15908 King James Ct		Odessa	FL	33556	Educational	2,500.00
Stagg	Michael	2158 Trevor rd		Palm Harbor	FL	34683	Educational	4,854.92
stanley	amy	4601 Miley Rd		plant City	FL	33565	Educational	2,896.60
Stephens	Raven	P O Box 6873		lakeland	FL	33807	Educational	5,550.78
Stephens	Jairred	401 jefferson ln		Clinton	TN	37716	Educational	3,330.00
STEPTOE	BYRON	915 AUGUSTA STREET		BLUEFIELD	WV	24701	Educational	5,000.00
Stewart	Kristen	14575 Bay Hills Drive		Largo	FL	33774	Educational	4,063.92
Stewart	Charles	4702 Copper Canyon Blvd		Valrico	FL	33541	Educational	1,312.09
Stiltner	Farah	7145 scenic hills blvd		lakeland	FL	33810	Educational	2,779.72
Strasel	Darius	14918 Carlton Lake Rd		Wimauma	FL	33598	Educational	5,000.00
Stroud	Fabian	6130 Andrew Thomas Dr	Apt 102	Charlotte	NC	28269	Educational	5,000.00
Subayi	Gracia	6016 Havener House Way		Centreville	VA	20120	Educational	7,500.00
Suddath	Luke	1808 West Bearss Ave		Tampa	FL	33613	Educational	3,320.44
Sullivan	Ashleigh	3732 Sudley Ford Ct		Fairfax	VA	22033	Educational	5,000.00
Sullivan	Sandra	PO Box 13445		St Petersburg	FL	33733	Educational	2,840.11
Swain	Shannon	10209 Dolce Vista Dr NE		St Petersburg	FL	33702	Educational	1,538.95

Bailey Family Foundation Contributions 1/1/2011 to 12/31/2011
 FEIN# 54-1850780
 2011 Form 990PF, Part XV Supplementary Information

Tagalos	Paula	262 Leitha Way		Lakeland	FL	33809	Educational	5,000.00
Tagarelli	Ioanna	1303 Belcher Drive		Tarpon Sprngs	FL	34689	Educational	2,913.40
Taggart	Lindsay	2302 Blind Pond Ave		Lutz	FL	33549	Educational	2,584.00
Tansill Carter	Gina	337 Coconut Palm Way		Davenport	FL	33897	Educational	2,427.39
Tawil	Alyssa	1920 Arrowhead Drve NE		St Petersburg	FL	33703	Educational	5,000.00
Taylor	Sarah	706 South Birch Street		Sterling	VA	20164	Educational	5,000.00
Taylor-Hodge	Kenyaita	18977 Coreopsis Terrace		Leesburg	VA	20176	Educational	2,514.50
Tazi	Aisha	8112 River Mont Way		Tampa	FL	33637	Educational	4,911.30
Tew	Andrew	75 N Woodward Ave	U Box 63937	Tallahassee	FL	32313	Educational	2,526.92
Thai	Huyen-Trang	13894 Oyster Point Court		Chanbily	VA	20151	Educational	5,000.00
Thomas	Ashley	2950 Willow Wood Dr		Mulberry	FL	33860	Educational	2,080.59
Thomas	Courtney	4620 Old Polk City Rd		Lakeland	FL	33809	Educational	5,000.00
Thomas	Eva	53 East Urner St	Apt 207	Pottstown	PA	19465	Educational	3,375.00
Thompson	Courtney	207 Yale Drive		Alexandria	VA	22314	Educational	6,106.00
Thompson	Kelsey	3252 Heather Glynn Dr		Mulberry	FL	33860	Educational	875.00
Thorimbert	Erin	25235 SE Klahanie Blvd	#E302	Issaquah	WA	98029	Educational	5,000.00
Thurman	Gabrielle	10310 Zackary Circle #67		Riverview	FL	33578	Educational	3,007.05
Torres	Madelaine	1003 S Fredenck St 1123		Arlington	VA	22204	Educational	5,000.00
Toussaint	Maika	3011 11st W		Lehigh Acres	FL	33971	Educational	2,622.60

Bailey Family Foundation Contributions 1/1/2011 to 12/31/2011
 FEIN# 54-1850780
 2011 Form 990PF, Part XV Supplementary Information

Tran	Ly	612 7th st se		Largo	FL	33771	Educational	5,698.13
Tranter	Matthew	814 Hammock Pine Blvd		Clearwater	FL	33761	Educational	4,674.47
Trasmonte	Chnsban	10032 Wheatfield Ct		Fairfax	VA	22032	Educational	7,500.00
Tu	Nhu-Y	5110 8th Rd S #311		Arlington	VA	99999	Educational	2,500.00
Tyler	Kevin	6502 Shamrock Road		Manassas	VA	20112	Educational	7,500.00
Uppercue	Grant	14520 Wessex St		Tampa	FL	33625	Educational	4,407.21
Valencia	Abraham	2406 Centergate Drive	Apt 204	Miramar	FL	33025	Educational	5,000.00
Vaughn	Kaitlyn	1624 Irvin ST		Vienna	VA	22182	Educational	5,000.00
Vaughn	Miles	420 Union Drive		Pnnceton	WV	24740	Educational	5,000.00
Vazquez	Louis	1423 Shell Flower Dr		Brandon	FL	33511	Educational	2,185.95
Velazquez	Hector	2350 Antiqua Court		Reston	VA	20191	Educational	2,500.00
Velez	Artemio	5858 Oak Leaf Rd		Keystone Heights	FL	32656	Educational	5,000.00
Vencill	Judith	10470 58th street		Pinellas Park	FL	33782	Educational	2,931.24
Ventura	Wilson	2958 Wetherburn Ct		Woodbridge	VA	22191	Educational	(2,500.00)
Villani	Chnstopher	18703 Masters Court		Tampa	FL	33647	Educational	5,813.68
Vines	Tiffany	10205 Palermom Cir Apt 203		Tampa	FL	33619	Educational	5,000.00
Voelker	Curtis	469 Old Westminster Road		Hanover	PA	17331	Educational	5,000.00
Voltz	Kelly	43271 Fieldsview Court		Leesburg	VA	20176	Educational	5,000.00
Vu	Camille	2221 Woodford Road		Vienna	VA	22182	Educational	5,000.00

Bailey Family Foundation Contributions 1/1/2011 to 12/31/2011
 FEIN# 54-1850780
 2011 Form 990PF, Part XV Supplementary Information

Waites	Nicholas	17401 Isbell Lane		Odessa	FL	33556	Educational	1,161.96
Walker	Lisa	746 Dutton Ave		Santa Rosa	CA	95407	Educational	5,000.00
Wallace	Ian	17819 Osprey Pointe Place		Tampa	FL	33647	Educational	5,000.00
Walls	Alexis	15139 Arum Place		Woodbridge	VA	22191	Educational	5,574.00
Walsh	Lauren	3023 Osprey Lane		Clearwater	FL	33762	Educational	5,439.52
Warner	Cory	304 Memorial Avenue		Bluefield	WV	24701	Educational	5,000.00
Warren	Lucia	9037 Harrover Place		Iorton	VA	22079	Educational	10,000.00
Watson	Sarah	1210 Old Athens Road		Princeton	WV	24740	Educational	5,000.00
Watson	Emily	13876 Amy Lane		Nokesville	VA	20181	Educational	3,808.10
Watts	Sylvia	527 Washburn Avenue		Eden	NC	27288	Educational	5,000.00
Wehr	Zachary	14701 Redcliff Dr		Tampa	FL	33625	Educational	5,000.00
Welch	India	6101 7th Street South		Saint petersburg	FL	33705	Educational	4,635.39
Wetherngton	Enka	1016 Holloway Road		Plant City	FL	33567	Educational	5,523.90
Wilcox	Cammie	6642 Kirby Court		Falls Church	VA	22043	Educational	5,000.00
Wilkins	Tammy	3921 Powerline Road		Lithia	FL	33547	Educational	5,000.00
Williams	Ianna	501 116th Avenue North	Apartment #64	Saint Petersburg	FL	33716	Educational	5,000.00
Williams	William	13605 Diamond Head Drive		Tampa	FL	33624	Educational	4,708.61
WILLIAMS	MICHAEL	3712 FARVIEW CIRCLE		WINTER PARK	FL	32792	Educational	5,000.00
Wilson	Emily	20944 Glenburn terr		Ashburn	VA	20147	Educational	5,000.00

Bailey Family Foundation Contributions 1/1/2011 to 12/31/2011
 FEIN# 54-1850780
 2011 Form 990PF, Part XV Supplementary Information

Wimer	Pamela	2377 Mohawk Avenue		Clarendon	PA	16313	Educational	5,000.00
Winkler	Hye-Ri	7653 Oakridge Woods CT Apt A1		Lorton	VA	99999	Educational	5,000.00
Wolferman	Kathryn	4895 Belle Chase Circle		Tampa	FL	33634	Educational	5,000.00
Wong	Wing	5614 Tower Hill Circle		Alexandria	VA	22315	Educational	5,000.00
Woods	Michelle	9 Woodhouse Way		Washington	NJ	7882	Educational	2,500.00
Woods	Rachael	6235 4th Ave S		St Petersburg	FL	33707	Educational	5,527.00
Woods	Leslie	1024 South Bay		Pine Bluff	AR	71603	Educational	3,330.00
Workman	Gabnal	2507 Transit Rd		Newfane	NY	14108	Educational	5,000.00
Wright	Davey	2300 Glenna Goodacre Blvd	Apt 1216	Lubbock	TX	79401	Educational	7,500.00
wright	shadequa	776 Pelican Court		kissimmee	FL	34759	Educational	4,450.05
Xiong	Tiffany	318 North Fifth Street		Princeton	WV	24740	Educational	5,000.00
York	Wayne	1333 Bridgeport Drive		Raleigh	NC	27615	Educational	5,000.00
Zachmann	Marie	9707 Wydella St		Dade City	FL	99999	Educational	4,012.23
Zakeri	Maria	2018 Westwood Terrace		Vienna	VA	22182	Educational	2,500.00
Zeidman	Justin	19615 Aberlour Lane		Leesburg	VA	20175	Educational	5,000.00
Zoghbi	Yasmina	1838 So Miami Ave		Miami	FL	33129	Educational	5,000.00
Total amount paid to students between 01/01/2011 to 12/31/2011 is:								2,535,469.04
								2,535,469.04

Bailey Family Foundation, Inc

FEIN# 54-1850780 - 2010 Form 990PF, Part XV Supplementary Information

1 20 PM
12/30/11
Accrual Basis

	Name	School	Awarded	Funded	Balance
Scholarships-Research					
6402 Heritage					
1	Alicia Hess	International Sports Sciences Association	\$ 5,000 00	\$ 2,994 00	\$ 2,006 00
2	Amy Compton	Bluefield State College	\$ 5,000 00	\$ 2,548 00	\$ 2,452 00
3	Ashley Bailey	Wytheville Community College	\$ 5,000 00	\$ 1,694 00	\$ 3,306 00
4	Christina M Bailey	Southwest Virginia Community College	\$ 5,000 00	\$ 763 00	\$ 4,237 00
5	Christopher Drol	The University of Akron	\$ 5,000 00	\$ 2,500 00	\$ 2,500 00
6	Cory M Snyder	Bluefield State College	\$ 5,000 00	\$ 2,644 00	\$ 2,356 00
7	Darlene Kay Coleman	Kent State University	\$ 5,000 00	\$ 5 064 50	\$ (64 50)
8	James B Bailey	Strayer University-Knoxville Campus	\$ 5,000 00	\$ 5,000 00	0 00
9	James Belcher	Bluefield State College	\$ 5,000 00	\$ 5,000 00	0 00
10	Janet B Newlin	Shenandoah University	\$ 5,000 00	\$ 1,895 00	3,105 00
11	Jennifer Goe	Lorain County Community College	\$ 5,000 00	\$ 728 85	4,271 15
12	Jeremy J Bailey	University of Phoenix	\$ 5,000 00	\$ 2,350 00	2,650 00
13	Jessica Halmasy	Stautzenberger College	\$ 5,000 00	\$ 5,000 00	0 00
14	Jessica Shrewsbury Reed	Concord University	\$ 5,000 00	\$ 5,000 00	0 00
15	Joanne Blankenship	Baldwin-Wallace College	\$ 5,000 00	\$ 2,524 00	2,476 00
16	Kristin R Yother	West Virginia University	\$ 5,000 00	\$ 3 262 00	1,738 00
17	Lauren A Smith	Lorain County Community College	\$ 5,000 00	\$ 1 185 60	3,814 40
18	Polly Houchins	Ultimate Medical Academy	\$ 5,000 00	\$ 5,000 00	0 00
19	Randall Bailey	Grossmont College	\$ 5,000 00	\$ 123 00	4,877 00
20	Shanda Bailey	Idaho State University	\$ 5,000 00	\$ 5,000 00	0 00
21	Tarajean P Bailey	Idaho State University	\$ 5,000 00	\$ 3,028 00	1,972 00
22	Tonya Brown	Kaplan University	\$ 5,000 00	\$ 5,000 00	0 00
23	William Mullins	University of Virginia - College at Wise	\$ 5,000 00	\$ 5,000 00	0 00
Total 6402 Heritage			\$ 115,000 00	\$ 73,303 95	\$ 41,696 05
Total Scholarships-Research			<u>\$ 73,303 95</u>		
TOTAL			<u>\$ 73,303.95</u>		

10/22/12
Account Name

Bailey Family Foundation Inc
FEIN# 54-1850780 - 2010 Form 990PF, Part XV Supplementary Information

Type	Date	Num	Name	Memo	Debit
Check	01/04/10	10290	Darby Halling	Durand HS FFA	00.00
Check	01/19/10	10331	Friends of the Gallery	Contribution R. Kyle & Michele Bailey	1,000.00
Check	01/19/10	10332	Tampa General Hospital Foundation, Inc	Contribution Michele Bailey	1,000.00
Check	01/19/10	10333	Kiss County of Tampa Bay, Inc	Contribution Ron & Beverly Bailey	1,000.00
Check	01/19/10	10334	A B Foundation	Contribution Ron K Bailey Sponsor	5,000.00
Check	01/19/10	10338	Friends of Joshua House Foundation, Inc	Child Abuse Awareness Luncheon/Ron & Beverly Bailey	000.00
Check	01/26/10	10353	Academy of the Holy Names Foundation, Inc	4th Installation Endowment/Kyle Bailey	0,000.00
Check	01/26/10	10355	Special Operations Warrior Foundation	2010 Parent Annual Fund Program/Kent Bailey	0,000.00
Check	01/26/10	10359	The Fund for an Inspiring Business for Florida Aquarium, Inc	2010 Special Sponsorship/Ron K. Bailey	5,000.00
Check	01/26/10	10370	Florida Aquarium, Inc	Contribution R. Kyle Bailey	16,000.00
Check	02/02/10	10378	Friends of Tampa Public Art Foundation	Contribution Kyle Bailey	40,000.00
Check	02/02/10	10383	Lending Foundation, Inc	Lights on Tampa 2nd of 7th Payments/Contribution/Kyle Bailey	1,500.00
Check	02/02/10	10433	The Leadership Institute	4th Sponsorship	1,500.00
Check	03/11/10	10445	PSHS Project Graduation	Ron K. Bailey	5,000.00
Check	03/17/10	10452	The Salvation Army	Project Graduation Contribution 6.4.11	00.00
Check	03/19/10	10458	Elm Farm Estates	Ron K. Bailey Contribution/Food Party/John	1,500.00
Check	03/19/10	10459	Alexander Fernandez	4th Big Rising Contribution/Ron K. Bailey	100.00
Check	03/19/10	10460	Nicolas Fernandez	FFA State Raising Contribution/Ron K. Bailey	00.00
Check	03/19/10	10461	Nicholas Museum of Tampa, Inc	FFA State Raising Contribution/Ron K. Bailey	00.00
Check	03/19/10	10481	Academy of the Holy Names, Audson	Major Bean Sponsorship/Ron K. Bailey	00.00
Check	03/19/10	10482	Melopoli M Ministries, Inc	FFA State Raising Contribution/Ron K. Bailey	1,500.00
Check	03/19/10	10483	Rainco-Traus Conservancy	Contribution R. Kyle Bailey	750.00
Check	03/23/10	10487	The USSO	R. Kyle Bailey Contribution	3,000.00
Check	03/23/10	10489	Bay of Rights, Inc	Contribution/Ron K. Bailey	1,500.00
Check	03/23/10	10494	Javaria Art For Autism Foundation, Inc	Pinasso Sponsorship/Ron K. Bailey	2,000.00
Check	04/01/10	10511	Brighter Tomorrow, Inc	Contribution R. Kyle Bailey	1,000.00
Check	04/01/10	10513	Bayshore Little League	Home Run Sponsorship/Ron K. Bailey	1,000.00
Check	04/01/10	10518	Academy of the Holy Names	Contribution/Ron K. Bailey	5,000.00
Check	04/01/10	10544	Herb R. Sand Athletic Club & Spa	5th Sponsorship/Kyle Bailey	1,000.00
Check	04/01/10	10545	Association of the US Army, Inc	Contribution/Ron K. Bailey	1,000.00
Check	05/01/10	10559	Tampa Bay History Center, Inc	R. Kyle Bailey	200,000.00
Check	05/17/10	10590	Susan G. Kinnon 3-Day for the Cure	Contribution/Ron K. Bailey	1,500.00
Check	05/21/10	10595	Belmont Community Association	Belmont School House Paint/Ron K. Bailey	500.00
Check	05/28/10	10702	Tampa Theatre, Inc	Contribution/Michele Bailey	1,500.00
Check	05/28/10	10703	Academy of the Holy Names	Contribution/Ron K. Bailey	11,391.40
Check	05/31/10	10709	Central Penn College Education Found	God Sponsorship/Ron K. Bailey	750.00
Check	06/01/10	10717	Florida Orchestra, Inc	Admission Conductor Chair - The "R.K. Bailey	48,667.00
Check	06/01/10	10726	Americans for Prosperity Foundation	Contribution/Ron K. Bailey	1,000.00
Check	06/21/10	10755	Tampa Bay Performing Arts Center, Inc	4th of 5 Annual Payments/Contribution R. Kyle Bailey	20,000.00
Check	07/13/10	10780	Merger County Historical Society, Inc	Contribution/Ron K. Bailey	500.00
Check	07/13/10	10781	The FARA Etc by Bai	Contribution/Ron K. Bailey	1,500.00
Check	07/19/10	10591	Starting Right Now	Contribution/R. Kyle Bailey	1,000.00
Check	07/19/10	10592	Heart of a Champion	Contribution/R. Kyle Bailey	1,500.00
Check	07/19/10	10593	Chris Center of Tampa Bay	Contribution/R. Kyle Bailey	1,000.00
Check	07/19/10	10594	Search & Rescue Charitable Foundation	Contribution/R. Kyle Bailey	1,500.00
Check	07/19/10	10595	Pediatric Cancer Foundation, Inc	Contribution/R. Kyle Bailey	1,000.00
Check	07/27/10	10607	Child Abuse Council, Inc	Contribution/Ron K. Bailey Sponsor	100.00
Check	07/27/10	10608	Fund for the Rights in Education	Contribution/R. Kyle Bailey	1,000.00
Check	07/27/10	10607	Frank H. Johnson High County Club, Inc	Contribution/Ron K. Bailey	1,000.00
Check	07/27/10	10607	Javaria Art For Autism Foundation, Inc	Contribution/Ron K. Bailey	0,000.00
Check	08/03/10	10670	The Chasers, Inc	Contribution/Ron K. Bailey	500.00
Check	08/03/10	10679	Academy of the Holy Names	Contribution/Ron K. Bailey	625.00
Check	08/03/10	10677	Tampa General Hospital Foundation, Inc	Contribution/Ron K. Bailey	600.00
Check	08/26/10	10526	Gonzalez Family Foundation, Inc	Walker Sponsorship Level - Rule 11.4.11	1,000.00
Check	08/26/10	10527	Timothy United Methodist Church	After School Band Program for Wilson Elementary School	1,000.00
Check	09/03/10	10532	Hickory Creek County Fair	Contribution/Chris Stone/Ron K. Bailey	100.00
Check	09/03/10	10534	Academy of the Holy Names Foundation, Inc	2011 Parent Annual Fund Program/Kent Bailey	10,000.00
Check	09/03/10	10525	The Salvation Army - Tree of Lights	Northern Star Sponsorship Level/Ron K. Bailey	25,000.00
Check	09/03/10	10558	Heart of a Champion	Contribution/Ron K. Bailey	500.00
Check	09/13/10	10558	The Chumbees Fund	Contribution/R. Kyle Bailey	1,000.00
Check	09/19/10	10572	Big Brothers Big Sisters of Tampa Bay, Inc	Contribution/R. Kyle Bailey	20,000.00
Check	09/23/10	10580	US Troop Support Foundation	Contribution/Ron K. Bailey	100.00
Check	10/03/10	11014	Tampa General Hospital Foundation, Inc	Contribution/Ron K. Bailey	0,000.00
Check	10/10/10	11042	Balscon Pantry Eye Institute	Contribution for Dr. Byron Lam's RP Research/R. Kyle Bailey	1,500.00
Check	10/13/10	11047	Henry B Plant Museum Society, Inc	Contribution/R. Kyle & Michele Bailey	1,000.00
Check	10/13/10	11048	ADPA Air Safety Foundation	Contribution/R. Kyle Bailey	1,500.00
Check	10/19/10	11072	NAASF 887	Contribution/R. Kyle Bailey	1,500.00
Check	10/21/10	11081	Graham Historical Society, Inc	Contribution/Ron K. Bailey	500.00
Check	11/07/10	11113	Redlands Central Migrant Association	Contribution/R. Kyle Bailey	1,000.00
Check	11/09/10	11115	Big Brothers Big Sisters of Tampa Bay, Inc	Sponsorship & Station Sponsorship/Ron K. Bailey	1,000.00
Check	11/15/10	11136	LAI P-lighters, Inc	Contribution/R. Kyle & Michele Bailey	500.00
Check	11/15/10	11139	Angel Light Southeast	Contribution/R. Kyle & Michele Bailey	1,000.00
Check	12/01/10	11177	Central Penn College Education Found	Contribution/Ron K. Bailey	1,000.00
Check	12/01/10	11178	Fund for Educational Choice, Inc	Contribution/R. Kyle Bailey	1,000.00
Check	2/05/10	11179	The Centre for Women, Inc	Contribution/R. Kyle Bailey	1,000.00
Check	2/05/10	11180	Ruskin Four Square Church	Contribution/Ron K. Bailey	1,000.00
Check	2/13/10	11205	Madisonville Training Center Foundation, Inc	Contribution/Ron K. Bailey	500.00
Check	2/15/10	11202	Wimedia Foundation, Inc	Contribution/R. Kyle Bailey	1,500.00
Check	2/20/10	11212	Fordham College Contribution	4th of 5 Installments to WIP R. Kyle Bailey Grant	5,000.00
Check	2/20/10	11213	Kiss County of Tampa Bay, Inc	Contribution/R. Kyle & Michele Bailey	500.00
Check	2/21/10	11214	Karen Academy Fund for African Educ, Inc	Sambou's Lumnarity School/Kyria	2,000.00
Check	2/21/10	11215	Veteran Veterans of America, Inc	Ron K. Bailey Contribution	5,000.00
TOTAL					624,521.05

Bailey Family Foundation Inc
FEIN# 54-1850780
2011 Form 990PF, Part XV
Supplementary Information


[Home](#) | [About Us](#) | [Scholarship Applications](#) | [Career Opportunities](#) | [Contact Us](#) | [News](#) | [FAQ](#) | [Administrative Participant Login](#) | [Instructor Login](#)

[Foundation History](#)

[Foundation Programs](#)

[President's Biography](#)

[Our Mission](#)

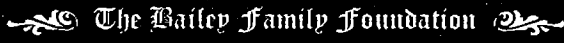
	
HIGHSCHOOL APPLICATION	
How did you hear about us?	<input type="checkbox"/> Required for submission <input type="checkbox"/> Risk/R <input type="checkbox"/> Guidance Counselor or other school/faculty member <input type="checkbox"/> Parent or Parent <input type="checkbox"/> Internet Search (Yahoo, Google, Lycos, etc.) <input type="checkbox"/> List from another source
High School Attending	Academy of Holy Names - Tampa Florida <input type="text"/>
College/University Planning to Attend	PLEASE SELECT A COLLEGE <input type="text"/>
Manual College Entry:	<input type="text"/>
GPA:	<input type="text"/>

Bailey Family Foundation, Inc
 FEIN# 54-1850780
 2011 Form 990PF Part XV
 Supplementary Information

First Name	<input type="text"/>															
MI	<input type="text"/>															
Last Name	<input type="text"/>															
SSN (123-45-6789)	<input type="text"/>															
Address	<input type="text"/>															
City	<input type="text"/>															
State	<input type="text"/> <ul style="list-style-type: none"> Alabama Alaska Arizona Arkansas California 															
Zip Code	<input type="text"/>															
Birthdate	<table border="1"> <tr> <td>January</td> <td>1</td> <td>1877</td> </tr> <tr> <td>February</td> <td>2</td> <td>1921</td> </tr> <tr> <td>March</td> <td>3</td> <td>1922</td> </tr> <tr> <td>April</td> <td>4</td> <td>1863</td> </tr> <tr> <td>May</td> <td>5</td> <td>1871</td> </tr> </table>	January	1	1877	February	2	1921	March	3	1922	April	4	1863	May	5	1871
January	1	1877														
February	2	1921														
March	3	1922														
April	4	1863														
May	5	1871														
Gender	<input type="radio"/> FEMALE <input type="radio"/> MALE															
Home Phone (123-456-1234)	<input type="text"/>															
Daytime Phone	<input type="text"/>															
E-mail Address	<input type="text"/>															
Anticipated College Graduation Date:	<table border="1"> <tr> <td>January</td> <td>2028</td> </tr> <tr> <td>February</td> <td>2030</td> </tr> <tr> <td>March</td> <td>2011</td> </tr> <tr> <td>April</td> <td>2012</td> </tr> <tr> <td>May</td> <td>2013</td> </tr> </table>	January	2028	February	2030	March	2011	April	2012	May	2013					
January	2028															
February	2030															
March	2011															
April	2012															
May	2013															
Degree Program You Are Pursuing: (Students Pursuing Graduate Degrees or Graduate Certificates Are Not Eligible)	<table border="1"> <tr> <td>College</td> </tr> <tr> <td>Diocese</td> </tr> <tr> <td>Archdiocese</td> </tr> <tr> <td>Secretary's</td> </tr> </table>	College	Diocese	Archdiocese	Secretary's											
College																
Diocese																
Archdiocese																
Secretary's																

Bailey Family Foundation, Inc
FEIN# 54-1850780
2011 Form 990PF, Part XV
Supplementary Information

Major	Accounting Business Administration Computer Information Systems Computer Networking Computer Science
Other (If unlisted major)	
Family Size (Number of household members listed on your/your parents US tax return)	
Annual Family Income (Gross income amount filed on your/your parents US tax return)	Less than \$25,000 \$25,001 - \$50,000 \$50,001 - \$75,000 \$75,001 - \$100,000 \$100,001 - \$125,000 \$125,001 - \$150,000
Other anticipated sources of funding	
Use the space below to give an essay acquainting the Foundation with your goals, and describing the community service or other activities that have influenced your life (no more than 300 words).	
Need help?	



[Home](#)[About us](#)[Scholarship Applications](#)[Career Workshops](#)[Contact Us](#)[News](#)[FAQ](#)[Scholarship Receipts/Logos](#)[Feedback Log](#)

High School Scholarship Program

The Bailey Family Foundation desires to reward high school seniors, who have demonstrated scholastic achievement, balanced with community service or other extra curricular activities, with an educational scholarship to continue their post secondary education.

Criteria

- Possess a minimum cumulative Grade Point Average of 2.5
- Demonstrate financial need
- Be a graduating senior from a participating high school listed on the application
- Applicants must be US residents
- Applicants must be pursuing their undergraduate degree
- Scholarship is for tuition only
- If selected, information WILL be verified

*** Note:**
High School scholarship applications are accepted during Jan 1st-Mar 15th scholarship period only

To apply

- Complete the scholarship application
- For essay guidelines please [click here](#)

DEADLINE for application acceptance

- We are currently accepting applications from July 1st, 2010 to September 15th, 2010

College Scholarship Program

The Bailey Family Foundation wants to encourage students to continue their education by awarding scholarships to students who have demonstrated scholastic achievement and financial need

Criteria

- Possess a minimum cumulative Grade Point Average of 2.5
- Demonstrate financial need
- Applicants must be enrolled or accepted to one of the participating schools listed on the scholarship application
- Applicants must be US residents
- Applicants must be pursuing their undergraduate degree
- Scholarship is for tuition only
- If selected, information WILL be verified

*** Note:**
College scholarship applications are accepted during Jan 1st-Mar 15th and Jul 1st-Sep 15th scholarship periods

Essay Guidelines -

Within the essay portion of the application we ask that you do three things:

- 1 Tell the reviewers about your goals
- 2 Describe any community service or other activities that have influenced your life
- 3 Tell us both of these things in around 300 words

Tell us about your goals: Tell us what you want to do with your life, and how our scholarship fits into those goals

Tell us about any community service or other activities that have influenced your life
Before reading your essay you are just a name to us. This is your opportunity to become a person in the eyes of the reviewer. What influences your life? If you have not done much community service, then tell us about any person, thing or event that has helped shape your life.

Write 300 words

Make 300 words your target. Most reviewers are not picky about the exact number of words. However, if you write significantly less than 300 words, we won't know you as well as the other applicants, and will be less likely to choose you for a scholarship. And, just as importantly, if you write significantly more than 300 words some reviewers will be annoyed that you are forcing them to read a longer essay and will penalize you with a lower score.

Show us that you know the mechanics of writing.

In addition to telling us about you, you are also displaying your writing ability.

So please do your best to
Use paragraphs where appropriate
Write in essay form (this is NOT a letter)
Spell, punctuate, and use grammar correctly

Be yourself and have fun!

Bailey Family Foundation Inc
 FEIN# 54-1850780
 2011 Form 990PF Part XV
 Supplementary Information

HighSchools	City	State
Auburndale High School	Auburndale	FL
Barrow High School	Barrow	FL
Brandon High School	Brandon	FL
Cleawater Central Catholic High School	Cleawater	FL
Cleawater High School	Cleawater	FL
Crown Pointe High School	Davenport	FL
Dunedin High School	Dunedin	FL
Lake Region High	Egala Lake	FL
Fort Meade High School	Fort Meade	FL
Frostproof Middle-Senior High	Frostproof	FL
East Bay High School	Gibsonton	FL
Boys Dega High School	Gulfport	FL
Haines City High School	Haines City	FL
Lake Wales High School	Lake Wales	FL
Central Florida High School	Lakeland	FL
Hampton Center for the Visual and Performing Arts	Lakeland	FL
Kathleen High School	Lakeland	FL
Lake Gibson High School	Lakeland	FL
Lakeland Christian School	Lakeland	FL
Lakeland Senior High School	Lakeland	FL
Largo High School	Largo	FL
Pineles Park High	Largo	FL
Newstone High School	Lithia	FL
Mulberry High School	Mulberry	FL
Plant City High School	Plant City	FL
Park Homes University High	Plant City	FL
Cork United Methodist Church	Plant City	FL
Durant High School	Plant City	FL
Plant City High School	Plant City	FL
Reyniew High School	Reyniew	FL
Spoto High School	Ruskin	FL
Linwood High School	Ruskin	FL
South County Career Center	Saffner	FL
Arnewood High School	Seminole	FL
Seminole High School	Seminole	FL
St. Petersburg-Clearwater High School	St. Petersburg	FL
Deer Hollow High School	St. Petersburg	FL
GBbs High School	St. Petersburg	FL
Lakewood High School	St. Petersburg	FL
Northwest High School	St. Petersburg	FL
Shenectas Preparatory School	St. Petersburg	FL
St. Petersburg Catholic School	St. Petersburg	FL
St. Petersburg High	St. Petersburg	FL
Academy of Holy Names	Tampa	FL
Bayshore Preparatory School	Tampa	FL
Boys High School	Tampa	FL
Boys & Girls Club HS	Tampa	FL
Barabo Akmeo High School	Tampa	FL
Chamberlain High School	Tampa	FL

Bailey Family Foundation Inc
 FEIN# 54-1850780
 2011 Form 990PF, Part XV
 Supplementary Information

Pennell High School	Falls Church	VA
Suatt High School	Falls Church	VA
Bethesda High School	Herndon	VA
Herndon High School	Herndon	VA
Douglas School	Leesburg	VA
Heritage High School	Leesburg	VA
Loudoun County High School	Loudoun	VA
South County Secondary School	Loudoun	VA
Oakton High School	Manassas	VA
Oakton Park High School	Manassas	VA
Shenandoah High School	Manassas	VA
Shenandoah Park High School	Manassas Park	VA
Langley High School	Manassas	VA
Madison High School	Madison	VA
Brentnall-Darwin High School	Manassas	VA
Potomac Falls High School	Potomac Falls	VA
Loudoun Valley High School	Purcellville	VA
South Lakes High School	Reston	VA
Freedom High School	South Riding	VA
Lee High School	Springfield	VA
West Springfield High School	Springfield	VA
Dorseton High School	Sterling	VA
Park View High School	Sterling	VA
Northview High School	Verona	VA
Chatham High School	Verona	VA
C. D. Hyatt High School	Woodbridge	VA
Forest Park High School	Woodbridge	VA
Freedom High School	Woodbridge	VA
Gar-Frith High School	Woodbridge	VA
Woodbridge High School	Woodbridge	VA
Burfield High School	Burfield	WV
Montezum High School	Montezum	WV
Prairieview High School	Princeton	WV
Princeton High School	Princeton	WV

Bailey Family Foundation, Inc
 FEIN# 54-1850780
 2011 Form 990PF, Part XV
 Supplementary Information

Colleges	City	State
Strayer University - Birmingham Campus	Birmingham	AL
Strayer University - Jacksonville Campus	Jacksonville	AL
Strayer University - Phoenix (All Campuses)	Phoenix	AZ
Empire College	San Francisco	CA
San Joaquin Business College (all campuses)	Yuba	CA
CollegeAmerica - All Campuses	Denver	CO
Strayer University - Talmon Park Campus	Washington	DC
Strayer University - Washington Campus	Washington	DC
Strayer University - Christiana Campus	Newark	DE
Webber International University	Baboon Park	FL
Clemson Christian College	Clearwater	FL
National Aviation Academy	Clearwater	FL
Strayer University - Coral Springs	Coral Springs	FL
Strayer University - Fort Lauderdale Campus	Fort Lauderdale	FL
Strayer University - Gainesville Campus	Gainesville	FL
Warner University	Lake Wales	FL
Florida Southern University	Lakeland	FL
Southeastern University	Lakeland	FL
University of South Florida - Lakeland	Lakeland	FL
Strayer University - Maitland Campus	Maitland	FL
Strayer University - Orlando East Campus	Orlando	FL
Strayer University - Sand Lake Campus	Orlando	FL
Strayer University - Palm Beach Gardens Campus	Palm Beach Gars	FL
Central Florida Institute	Palm Harbor	FL
Hibbrough Community College - Palm City	Palm City	FL
Hibbrough Community College - Ft. Pierce Campus	Fort Pierce	FL
Hibbrough Community College - Southshore Campus	Southshore	FL
St. Leo University	Sanford	FL
Career Institute of Florida	St. Leo	FL
Excelsior College	St. Petersburg	FL
Pinellas Technical Education Center - Clearwater & St. St. Petersburg	St. Petersburg	FL
St. Petersburg College	St. Petersburg	FL
University of South Florida - St. Pete	St. Petersburg	FL
Art Institute of Tampa	Tampa	FL
Brevard Technical Center	Tampa	FL
Concordia Career Institute	Tampa	FL
Levy Universal All Campuses	Tampa	FL
Everett Community College	Tampa	FL
Everett University - All Campuses	Tampa	FL
Hibbrough Community College - Brandon	Tampa	FL
Hibbrough Community College - Dale Mabry	Tampa	FL
Hibbrough Community College - Ybor	Tampa	FL
International Academy of Design & Technology - Tampa	Tampa	FL
ITT Technical Institute	Tampa	FL
Mease University (Hibbrough - Post and Privileges same)	Tampa	FL
Remington College - Tampa Campus	Tampa	FL
Southern Brown Institute - Tampa	Tampa	FL
Strayer University - Tampa East Campus	Tampa	FL
Strayer University - Tampa Westshore Campus	Tampa	FL
Ultimate Medical Academy (all campuses)	Tampa	FL

Bailey Family Foundation, Inc
FEIN# 54-1850780
2011 Form 990PF, Part XV
Supplementary Information

University of South Florida - Tampa FL
University of Tampa FL
Florida College FL
Palm Community College FL
Strayer University - Chamblee Campus GA
Strayer University - Cobb County Campus GA
Strayer University - Augusta Campus GA
Strayer University - Douglasville Campus GA
Strayer University - Atlanta Campus GA
Strayer University - Marietta Campus GA
Strayer University - Roswell Campus GA
Strayer University - Savannah Campus GA
AIB College of Business GA
Northwestern College (All Campuses) IA
Indiana Business College - (All campuses) IN
Strayer University - Lexington Campus KY
Strayer University - Louisville Campus KY
D'Yreault College KY
Strayer University - Yuma Mesa Campus MD
Strayer University - Hunt Valley Campus MD
Strayer University - Pikesville Campus MD
Strayer University - Rockville Campus MD
Strayer University - Pima George 2 Campus MD
Strayer University - North Charlotte Campus NC
Strayer University - South Charlotte Campus NC
Strayer University - Greensboro Campus NC
Strayer University - Huntersville Campus NC
Strayer University - RTP Campus NC
Strayer University - Salem Campus NC
Strayer University - South Raleigh Campus NC
Strayer University - Perry Hall Campus NY
Strayer University - Buffalo Campus NY
Babson College (all campuses) NY
Pitzer College NY
Jamaican Business College NY
New York Law School NY
Strayer University - Cranberry Woods Campus NY
Strayer University - King of Prussia Campus PA
Piedmont Technical Institute PA
Strayer University - Center City Campus PA
Strayer University - Fern Center West Campus PA
Strayer University - Fort Leavenworth Campus PA
Strayer University - Lehigh County Campus PA
Strayer University - Lower Bucks County Campus PA
Strayer University - Columbia Campus PA
Strayer University - Greenville Campus PA
Strayer University - Charleston Campus SC
Strayer University - Knoxville Campus TN
Strayer University - Shelby Oaks Campus TN
Strayer University - Thousand Oaks Campus TN
Strayer University - Williams Campus TN
North Virginia Community College - Alexandria VA
Tampa FL
Tempe FL
Tempe Terrace FL
Winter Haven FL
Alabama GA
Atlanta GA
Augusta GA
Douglasville GA
Lawrence GA
Marietta GA
Pinebluff GA
Rome GA
Savannah GA
Dixie Homes IA
Chicago IL
Indianapolis IN
Lexington KY
Louisville KY
Overland MD
Baltimore MD
Baltimore MD
Chesapeake MD
Dundalk MD
Rockville MD
Suitland MD
Charlotte NC
Charlotte NC
Greensboro NC
Huntersville NC
Morristown NC
Raleigh NC
Raleigh NC
Corry NJ
Watson NJ
Windsor Park FL
Jackson Heights NY
Jamaison NY
New York NY
Cranberry Towns PA
King of Prussia PA
Oakdale PA
Pittsburgh PA
Pittsburgh PA
Springdale PA
Springdale PA
Tennese PA
Charmle SC
Greenville SC
North Charleston SC
Knoxville TN
Memphis TN
Memphis TN
Alexandria VA

Bailey Family Foundation, Inc
FEIN# 54-1850780
2011 Form 990PF Part XV
Supplementary Information

Strayer University - Alexandria	Alexandria	VA
Northern Virginia Community College - Arlington	Arlington	VA
Maymont University	Abingdon	VA
Strayer University - Arlington	Arlington	VA
Strayer University - Loudoun	Ashburn	VA
Strayer University - Chesapeake Campus	Chesapeake	VA
George Mason University - Fairfax	Fairfax	VA
Strayer University - Fredericksburg Campus	Fredericksburg	VA
Strayer University - Henrico	Glenn Allen	VA
Northern Virginia Community College - Manassas	Manassas	VA
Strayer University - Manassas Campus	Manassas	VA
Strayer University - Stafford	Stafford	VA
Strayer University - Quantico	Manassas	VA
Strayer University - Remount News Campus	Remount News	VA
Northern Virginia Community College - Medical Center	Springfield	VA
Northern Virginia Community College - Sterling	Sterling	VA
Strayer University - Virginia Beach Campus	Virginia Beach	VA
Northern Virginia Community College - Woodbridge C4	Woodbridge	VA
Strayer University - Woodbridge Campus	Woodbridge	VA
Concord University	Alveta	WV
Banfield State College	Banfield	WV

- If you are filing for an **Additional (Not Automatic) 3-Month Extension**, complete only **Part II** and check this box **X**
- Note.** Only complete Part II if you have already been granted an automatic 3-month extension on a previously filed Form 8868.
- If you are filing for an **Automatic 3-Month Extension**, complete only **Part I** (on page 1).

Part II Additional (Not Automatic) 3-Month Extension of Time. Only file the original (no copies needed).

Type or print File by the due date for filing your return. See instructions.	Name of exempt organization or other filer, see instructions. BAILEY FAMILY FOUNDATION, INC.	Enter filer's identifying number, see instruction Employer identification number (EIN) or <input checked="" type="checkbox"/> 54-1850780
	Number, street, and room or suite no. If a P.O. box, see instructions. 912 WEST PLATT STREET 200	Social security number (SSN) <input type="checkbox"/>
	City, town or post office, state, and ZIP code. For a foreign address, see instructions. TAMPA FL 33606-2108	

Enter the Return code for the return that this application is for (file a separate application for each return) 04

Application Is For	Return Code	Application Is For	Return Code
Form 990	01		
Form 990-BL	02	Form 1041-A	08
Form 990-EZ	01	Form 4720	09
Form 990-PF	04	Form 5227	10
Form 990-T (sec. 401(a) or 408(a) trust)	05	Form 6069	11
Form 990-T (trust other than above)	06	Form 8870	12

STOP! Do not complete Part II if you were not already granted an automatic 3-month extension on a previously filed Form 8868.

THE BOARD
912 W. PLATT STREET, SUITE 200

- The books are in the care of **TAMPA** FL 33609-2108
 Telephone No. **813-549-6140** FAX No.
- If the organization does not have an office or place of business in the United States, check this box
- If this is for a Group Return, enter the organization's four digit Group Exemption Number (GEN) . If this is for the whole group, check this box . If it is for part of the group, check this box and attach a list with the names and EINs of all members the extension is for.

- I request an additional 3-month extension of time until **11/15/12**.
- For calendar year **2011**, or other tax year beginning _____, and ending _____.
- If the tax year entered in line 5 is for less than 12 months, check reason: Initial return Final return Change in accounting period
- State in detail why you need the extension

ADDITIONAL TIME IS REQUIRED TO PREPARE A COMPLETE AND ACCURATE RETURN

8a If this application is for Form 990-BL, 990-PF, 990-T, 4720, or 6069, enter the tentative tax, less any nonrefundable credits. See instructions.	8a	\$	50,100
b If this application is for Form 990-PF, 990-T, 4720, or 6069, enter any refundable credits and estimated tax payments made. Include any prior year overpayment allowed as a credit and any amount paid previously with Form 8868.	8b	\$	50,100
c Balance due. Subtract line 8b from line 8a. Include your payment with this form, if required, by using EFTPS (Electronic Federal Tax Payment System). See instructions.	8c	\$	0

Signature and Verification must be completed for Part II only.

Under penalties of perjury, I declare that I have examined this form, including accompanying schedules and statements, and to the best of my knowledge and belief, it is true, correct, and complete, and that I am authorized to prepare this form.

Signature Title Date

Form **8868**
(Rev. January 2012)

Application for Extension of Time To File an Exempt Organization Return

OMB No 1545-1709

Department of the Treasury
Internal Revenue Service

▶ **File a separate application for each return.**

- If you are filing for an **Automatic 3-Month Extension**, complete only Part I and check this box
- If you are filing for an **Additional (Not Automatic) 3-Month Extension**, complete only Part II (on page 2 of this form).

Do not complete Part II unless you have already been granted an automatic 3-month extension on a previously filed Form 8868.

Electronic filing (e-file). You can electronically file Form 8868 if you need a 3-month automatic extension of time to file (6 months for a corporation required to file Form 990-T), or an additional (not automatic) 3-month extension of time. You can electronically file Form 8868 to request an extension of time to file any of the forms listed in Part I or Part II with the exception of Form 8870, Information Return for Transfers Associated With Certain Personal Benefit Contracts, which must be sent to the IRS in paper format (see instructions). For more details on the electronic filing of this form, visit www.irs.gov/efile and click on e-file for Charities & Nonprofits.

Part I Automatic 3-Month Extension of Time. Only submit original (no copies needed).

A corporation required to file Form 990-T and requesting an automatic 6-month extension-check this box and complete Part I only

All other corporations (including 1120-C filers), partnerships, REMICs, and trusts must use Form 7004 to request an extension of time to file income tax returns.

Enter filer's identifying number, see instructions

Type or print File by the due date for filing your return. See instructions.	Name of exempt organization or other filer, see instructions. BAILEY FAMILY FOUNDATION, INC.	Employer identification number (EIN) or <input checked="" type="checkbox"/> 54-1850780
	Number, street, and room or suite no. If a P.O. box, see instructions. 912 WEST PLATT STREET 200	Social security number (SSN) <input type="checkbox"/>
	City, town or post office, state, and ZIP code. For a foreign address, see instructions. TAMPA FL 33606-2108	

Enter the Return code for the return that this application is for (file a separate application for each return) **04**

Application Is For	Return Code	Application Is For	Return Code
Form 990	01	Form 990-T (corporation)	07
Form 990-BL	02	Form 1041-A	08
Form 990-EZ	01	Form 4720	09
Form 990-PF	04	Form 5227	10
Form 990-T (sec. 401(a) or 408(a) trust)	05	Form 6069	11
Form 990-T (trust other than above)	06	Form 8870	12

**THE BOARD
912 W. PLATT STREET, SUITE 200**

• The books are in the care of ▶ **TAMPA** **FL 33609-2108**

Telephone No. ▶ **813-549-6140** FAX No. ▶

• If the organization does not have an office or place of business in the United States, check this box

• If this is for a Group Return, enter the organization's four digit Group Exemption Number (GEN) . If this is for the whole group, check this box . If it is for part of the group, check this box and attach a list with the names and EINs of all members the extension is for.

1 I request an automatic 3-month (6 months for a corporation required to file Form 990-T) extension of time until **08/15/12**, to file the exempt organization return for the organization named above. The extension is for the organization's return for:

▶ calendar year **2011** or

▶ tax year beginning , and ending

2 If the tax year entered in line 1 is for less than 12 months, check reason: Initial return Final return

Change in accounting period

3a If this application is for Form 990-BL, 990-PF, 990-T, 4720, or 6069, enter the tentative tax, less any nonrefundable credits. See instructions.	3a	\$	50,100
b If this application is for Form 990-PF, 990-T, 4720, or 6069, enter any refundable credits and estimated tax payments made. Include any prior year overpayment allowed as a credit.	3b	\$	25,100
c Balance due. Subtract line 3b from line 3a. Include your payment with this form, if required, by using EFTPS (Electronic Federal Tax Payment System). See instructions.	3c	\$	25,000

Caution. If you are going to make an electronic fund withdrawal with this Form 8868, see Form 8453-EO and Form 8879-EO for payment instructions.

For Privacy Act and Paperwork Reduction Act Notice, see Instructions.

Form **4562**

Depreciation and Amortization
(Including Information on Listed Property)

OMB No 1545-0172

2011

Department of the Treasury
Internal Revenue Service (99)

▶ See separate instructions. ▶ Attach to your tax return.

Attachment Sequence No **179**

Name(s) shown on return

BAILEY FAMILY FOUNDATION, INC.

Identifying number
54-1850780

Business or activity to which this form relates

INDIRECT DEPRECIATION

Part I Election To Expense Certain Property Under Section 179

Note: If you have any listed property, complete Part V before you complete Part I.

1	Maximum amount (see instructions)	1	500,000
2	Total cost of section 179 property placed in service (see instructions)	2	9,027
3	Threshold cost of section 179 property before reduction in limitation (see instructions)	3	2,000,000
4	Reduction in limitation. Subtract line 3 from line 2. If zero or less, enter -0-	4	0
5	Dollar limitation for tax year. Subtract line 4 from line 1. If zero or less, enter -0-. If married filing separately, see instructions	5	500,000
6	(a) Description of property	(b) Cost (business use only)	(c) Elected cost
7	Listed property. Enter the amount from line 29	7	
8	Total elected cost of section 179 property. Add amounts in column (c), lines 6 and 7	8	
9	Tentative deduction. Enter the smaller of line 5 or line 8	9	0
10	Carryover of disallowed deduction from line 13 of your 2010 Form 4562	10	976
11	Business income limitation. Enter the smaller of business income (not less than zero) or line 5 (see instructions)	11	0
12	Section 179 expense deduction. Add lines 9 and 10, but do not enter more than line 11	12	0
13	Carryover of disallowed deduction to 2012. Add lines 9 and 10, less line 12	13	976

Note: Do not use Part II or Part III below for listed property. Instead, use Part V.

Part II Special Depreciation Allowance and Other Depreciation (Do not include listed property.) (See instructions)

14	Special depreciation allowance for qualified property (other than listed property) placed in service during the tax year (see instructions)	14	9,027
15	Property subject to section 168(f)(1) election	15	
16	Other depreciation (including ACRS)	16	18,586

Part III MACRS Depreciation (Do not include listed property.) (See instructions.)

Section A

17	MACRS deductions for assets placed in service in tax years beginning before 2011	17	95,546
18	If you are electing to group any assets placed in service during the tax year into one or more general asset accounts, check here <input type="checkbox"/>		

Section B—Assets Placed in Service During 2011 Tax Year Using the General Depreciation System

(a) Classification of property	(b) Month and year placed in service	(c) Basis for depreciation (business/investment use only—see instructions)	(d) Recovery period	(e) Convention	(f) Method	(g) Depreciation deduction
19a 3-year property						
b 5-year property						
c 7-year property						
d 10-year property						
e 15-year property						
f 20-year property						
g 25-year property			25 yrs.		S/L	
h Residential rental property			27.5 yrs	MM	S/L	
i Nonresidential real property			27.5 yrs	MM	S/L	
			39 yrs.	MM	S/L	

Section C—Assets Placed in Service During 2011 Tax Year Using the Alternative Depreciation System

20a Class life					S/L	
b 12-year			12 yrs		S/L	
c 40-year			40 yrs	MM	S/L	

Part IV Summary (See instructions.)

21	Listed property. Enter amount from line 28	21	
22	Total. Add amounts from line 12, lines 14 through 17, lines 19 and 20 in column (g), and line 21. Enter here and on the appropriate lines of your return. Partnerships and S corporations—see instructions	22	123,159
23	For assets shown above and placed in service during the current year, enter the portion of the basis attributable to section 263A costs	23	

For Paperwork Reduction Act Notice, see separate instructions.

Form **4562** (2011)

Part V Listed Property (Include automobiles, certain other vehicles, certain computers, and property used for entertainment, recreation, or amusement.)

Note: For any vehicle for which you are using the standard mileage rate or deducting lease expense, complete only 24a, 24b, columns (a) through (c) of Section A, all of Section B, and Section C if applicable.

Section A—Depreciation and Other Information (Caution: See the instructions for limits for passenger automobiles.)

24a Do you have evidence to support the business/investment use claimed?					<input checked="" type="checkbox"/> Yes	<input type="checkbox"/> No	24b If "Yes," is the evidence written?			<input checked="" type="checkbox"/> Yes	<input type="checkbox"/> No
(a) Type of property (list vehicles first)	(b) Date placed in service	(c) Business/ investment use percentage	(d) Cost or other basis	(e) Basis for depreciation (business/investment use only)	(f) Recovery period	(g) Method/ Convention	(h) Depreciation deduction	(i) Elected section 179 cost			
25 Special depreciation allowance for qualified listed property placed in service during the tax year and used more than 50% in a qualified business use (see instructions)							25				
26 Property used more than 50% in a qualified business use:											
PONTIAC GMC	09/19/06	100.00%									
		%									
27 Property used 50% or less in a qualified business use:											
		%				S/L-					
		%				S/L-					
28 Add amounts in column (h), lines 25 through 27. Enter here and on line 21, page 1							28				
29 Add amounts in column (i), line 26. Enter here and on line 7, page 1										29	

Section B—Information on Use of Vehicles

Complete this section for vehicles used by a sole proprietor, partner, or other "more than 5% owner," or related person. If you provided vehicles to your employees, first answer the questions in Section C to see if you meet an exception to completing this section for those vehicles.

	(a) Vehicle 1		(b) Vehicle 2		(c) Vehicle 3		(d) Vehicle 4		(e) Vehicle 5		(f) Vehicle 6	
	Yes	No	Yes	No	Yes	No	Yes	No	Yes	No	Yes	No
30 Total business/investment miles driven during the year (do not include commuting miles)												
31 Total commuting miles driven during the year												
32 Total other personal (noncommuting) miles driven												
33 Total miles driven during the year. Add lines 30 through 32												
34 Was the vehicle available for personal use during off-duty hours?												
35 Was the vehicle used primarily by a more than 5% owner or related person?												
36 Is another vehicle available for personal use?												

Section C—Questions for Employers Who Provide Vehicles for Use by Their Employees

Answer these questions to determine if you meet an exception to completing Section B for vehicles used by employees who are not more than 5% owners or related persons (see instructions).

37 Do you maintain a written policy statement that prohibits all personal use of vehicles, including commuting, by your employees?	Yes	No
38 Do you maintain a written policy statement that prohibits personal use of vehicles, except commuting, by your employees? See the instructions for vehicles used by corporate officers, directors, or 1% or more owners		
39 Do you treat all use of vehicles by employees as personal use?		
40 Do you provide more than five vehicles to your employees, obtain information from your employees about the use of the vehicles, and retain the information received?		
41 Do you meet the requirements concerning qualified automobile demonstration use? (See instructions)		

Note: If your answer to 37, 38, 39, 40, or 41 is "Yes," do not complete Section B for the covered vehicles.

Part VI Amortization

(a) Description of costs	(b) Date amortization begins	(c) Amortizable amount	(d) Code section	(e) Amortization period or percentage	(f) Amortization for this year
42 Amortization of costs that begins during your 2011 tax year (see instructions)					
43 Amortization of costs that began before your 2011 tax year					43
44 Total. Add amounts in column (f). See the instructions for where to report					44