

Return of Private Foundation
 or Section 4947(a)(1) Nonexempt Charitable Trust
 Treated as a Private Foundation

2001

Department of the Treasury
 Internal Revenue Service

Note The organization may be able to use a copy of this return to satisfy state reporting requirements

For calendar year 2001, or tax year beginning , and ending

G Check all that apply Initial return Final return Amended return Address change Name change

| | | | |
|--|--|---|--|
| Use the IRS label Otherwise, print or type See Specific Instructions | Name of organization THE NORD FAMILY FOUNDATION | | A Employer identification number 34-1595929 |
| | Number and street (or P O box number if mail is not delivered to street address) 347 MIDWAY BLVD., SUITE 210 | Room/suite | B Telephone number 440-324-2822 |
| | City or town, state, and ZIP code ELYRIA, OH 44035 | | C If exemption application is pending, check here <input type="checkbox"/> D 1 Foreign organizations, check here <input type="checkbox"/> 2 Foreign organizations meeting the 85% test, check here and attach computation <input type="checkbox"/> E If private foundation status was terminated under section 507(b)(1)(A), check here <input type="checkbox"/> F If the foundation is in a 60-month termination under section 507(b)(1)(B) check here <input type="checkbox"/> |
| H Check type of organization <input checked="" type="checkbox"/> Section 501(c)(3) exempt private foundation <input type="checkbox"/> Section 4947(a)(1) nonexempt charitable trust <input type="checkbox"/> Other taxable private foundation | | | |
| I Fair market value of all assets at end of year (from Part II, col (c), line 16) ▶ \$ 76,623,719. (Part I, column (d) must be on cash basis) | | J Accounting method <input checked="" type="checkbox"/> Cash <input type="checkbox"/> Accrual <input type="checkbox"/> Other (specify) | |

| Part I Analysis of Revenue and Expenses (The total of amounts in columns (b), (c), and (d) may not necessarily equal the amounts in column (a)) | | (a) Revenue and expenses per books | (b) Net investment income | (c) Adjusted net income N/A | (d) Disbursements for charitable purposes (cash basis only) |
|--|--|------------------------------------|---------------------------|--------------------------------|--|
| Revenue | 1 Contributions, gifts, grants, etc., received Check <input checked="" type="checkbox"/> if the foundation is not required to attach Sch. B | | | | |
| | 2 Distributions from split-interest trusts | | | | |
| | 3 Interest on savings and temporary cash investments | 1,662,650. | 1,662,650. | | |
| | 4 Dividends and interest from securities | 735,415. | 735,415. | | |
| | 5a Gross rents | | | | |
| | b (Net rental income or (loss)) | | | | |
| | 6a Net gain or (loss) from sale of assets not on line 10 | <3,233,045.> | | | STATEMENT 1. |
| | b Gross sales price for all assets on line 6a 52,823,922. | | | | |
| | 7 Capital gain net income (from Part IV line 2) | | 0. | | |
| | 8 Net short-term capital gain | | | | |
| | 9 Income modifications | | | | |
| | 10a Gross sales less returns and allowances | | | | |
| b Less Cost of goods sold | | | | | |
| c Gross profit or (loss) | | | | | |
| 11 Other income | 76,443. | 42,178. | | STATEMENT 2. | |
| 12 Total Add lines 1 through 11 | <758,537.> | 2,440,243. | | | |
| Operating and Administrative Expenses | 13 Compensation of officers, directors trustees, etc. | 125,000. | 15,000. | | 110,000. |
| | 14 Other employee salaries and wages | 196,760. | 23,611. | | 173,149. |
| | 15 Pension plans, employee benefits | 77,644. | 9,317. | | 68,327. |
| | 16a RECEIVED STMT 3 12,843. | 12,843. | 1,541. | | 11,302. |
| | b Accounting fees STMT 4 19,630. | 19,630. | 2,356. | | 17,274. |
| | c Other professional fees STMT 5 535,353. | 535,353. | 517,943. | | 17,410. |
| | 17 NOV 17 2002 | | | | |
| | 18 Taxes STMT 6 25,000. | 25,000. | 0. | | 0. |
| | 19 ODDEN, UT STMT 11 14,130. | 14,130. | 1,696. | | |
| | 20 Occupancy 9,716. | 9,716. | 194. | | 9,522. |
| | 21 Travel, conferences, and meetings 101,533. | 101,533. | 2,031. | | 99,502. |
| | 22 Printing and publications 23,225. | 23,225. | 464. | | 22,761. |
| | 23 Other expenses STMT 7 66,978. | 66,978. | 8,036. | | 58,942. |
| | 24 Total operating and administrative expenses Add lines 13 through 23 1,207,812. | 1,207,812. | 582,189. | | 588,189. |
| | 25 Contributions, gifts, grants paid STMT 9 3,943,989. | 3,943,989. | | | 3,943,989. |
| 26 Total expenses and disbursements Add lines 24 and 25 5,151,801. | 5,151,801. | 582,189. | | 4,532,178. | |
| 27 Subtract line 26 from line 12 a Excess of revenue over expenses and disbursements b Net investment income (if negative, enter -0-) c Adjusted net income (if negative enter -0-) | <5,910,338.> | | 1,858,054. | N/A | |

FILMED NOV 26 2002

| Part II Balance Sheets | | Attached schedules and amounts in the description column should be for end-of-year amounts only | | Beginning of year | | End of year | |
|-----------------------------|---|---|----------------|-----------------------|--------------------|--------------------|-------------|
| | | (a) Book Value | (b) Book Value | (c) Fair Market Value | | | |
| Assets | 1 | Cash - non-interest-bearing | | 65,690. | 39,647. | 39,647. | |
| | 2 | Savings and temporary cash investments | | 4,368,128. | 2,882,252. | 2,882,252. | |
| | 3 | Accounts receivable ▶ | | | | | |
| | | Less allowance for doubtful accounts ▶ | | | | | |
| | 4 | Pledges receivable ▶ | | | | | |
| | | Less allowance for doubtful accounts ▶ | | | | | |
| | 5 | Grants receivable | | | | | |
| | 6 | Receivables due from officers, directors, trustees, and other disqualified persons | | | | | |
| | 7 | Other notes and loans receivable ▶ | | | | | |
| | | Less allowance for doubtful accounts ▶ | | | | | |
| | 8 | Inventories for sale or use | | | | | |
| | 9 | Prepaid expenses and deferred charges | | | | | |
| | 10a | Investments - U S and state government obligations STMT 14B | | | 12,076,551. | 6,199,122. | 6,199,122. |
| | b | Investments - corporate stock STMT 14A | | | 54,480,910. | 50,919,433. | 50,919,433. |
| | c | Investments - corporate bonds STMT 14B | | | 9,631,656. | 14,107,874. | 14,107,874. |
| 11 | Investments land, buildings, and equipment basis ▶ | | | | | | |
| | Less accumulated depreciation ▶ | | | | | | |
| 12 | Investments - mortgage loans | | | | | | |
| 13 | Investments - other | | | | | | |
| 14 | Land, buildings, and equipment basis ▶ 2,508,740. | | | | | | |
| | Less accumulated depreciation ▶ 129,664. | | | 2,386,065. | 2,379,076. | 2,379,076. | |
| 15 | Other assets (describe ▶ STATEMENT 12) | | | 124,887. | 96,315. | 96,315. | |
| 16 | Total assets (to be completed by all filers) | | | 83,133,887. | 76,623,719. | 76,623,719. | |
| Liabilities | 17 | Accounts payable and accrued expenses | | | | | |
| | 18 | Grants payable | | | | | |
| | 19 | Deferred revenue | | | | | |
| | 20 | Loans from officers directors, trustees and other disqualified persons | | | | | |
| | 21 | Mortgages and other notes payable | | | | | |
| | 22 | Other liabilities (describe ▶) | | | | | |
| 23 | Total liabilities (add lines 17 through 22) | | | 0. | 0. | | |
| Net Assets or Fund Balances | Organizations that follow SFAS 117, check here ▶ <input checked="" type="checkbox"/> and complete lines 24 through 26 and lines 30 and 31 | | | | | | |
| | 24 | Unrestricted | | | 83,133,887. | 76,623,719. | |
| | 25 | Temporarily restricted | | | | | |
| | 26 | Permanently restricted | | | | | |
| | Organizations that do not follow SFAS 117, check here ▶ <input type="checkbox"/> and complete lines 27 through 31 | | | | | | |
| | 27 | Capital stock, trust principal, or current funds | | | | | |
| | 28 | Paid-in or capital surplus, or land, bldg, and equipment fund | | | | | |
| | 29 | Retained earnings, accumulated income, endowment, or other funds | | | | | |
| 30 | Total net assets or fund balances | | | 83,133,887. | 76,623,719. | | |
| 31 | Total liabilities and net assets/fund balances | | | 83,133,887. | 76,623,719. | | |

Part III Analysis of Changes in Net Assets or Fund Balances

| | | | |
|---|--|---|--------------------|
| 1 | Total net assets or fund balances at beginning of year - Part II, column (a), line 30 (must agree with end-of-year figure reported on prior year's return) | 1 | 83,133,887. |
| 2 | Enter amount from Part I, line 27a | 2 | <5,910,338.> |
| 3 | Other increases not included in line 2 (itemize) ▶ | 3 | 0. |
| 4 | Add lines 1, 2, and 3 | 4 | 77,223,549. |
| 5 | Decreases not included in line 2 (itemize) ▶ SEE STATEMENT 8 | 5 | 599,830. |
| 6 | Total net assets or fund balances at end of year (line 4 minus line 5) - Part II, column (b), line 30 | 6 | 76,623,719. |

Part IV Capital Gains and Losses for Tax on Investment Income

| (a) List and describe the kind(s) of property sold (e.g., real estate, 2-story brick warehouse or common stock, 200 shs MLC Co) | (b) How acquired P - Purchase D - Donation | (c) Date acquired (mo., day, yr) | (d) Date sold (mo., day, yr) |
|---|--|-------------------------------------|---------------------------------|
| 1a | | | |
| b SEE STATEMENT 15 | P | VARIOUS | VARIOUS |
| c | | | |
| d | | | |
| e | | | |

| (e) Gross sales price | (f) Depreciation allowed (or allowable) | (g) Cost or other basis plus expense of sale | (h) Gain or (loss) (e) plus (f) minus (g) |
|-----------------------|--|---|--|
| a | | | 0. |
| b 52,823,922. | | 56,056,967. | <3,233,045.> |
| c | | | |
| d | | | |
| e | | | |

| Complete only for assets showing gain in column (h) and owned by the foundation on 12/31/69 | | | (i) Gains (Col (h) gain minus col (k), but not less than -0-) or Losses (from col (h)) |
|---|--------------------------------------|---|--|
| (j) FMV as of 12/31/69 | (l) Adjusted basis as of 12/31/69 | (k) Excess of col (i) over col (j), if any | |
| a | | | 0. |
| b | | | <3,233,045.> |
| c | | | |
| d | | | |
| e | | | |

| | | |
|---|---|--------------|
| 2 Capital gain net income or (net capital loss) (If gain, also enter in Part I, line 7 ; If (loss), enter -0- in Part I, line 7) | 2 | <3,233,045.> |
| 3 Net short-term capital gain or (loss) as defined in sections 1222(5) and (6) If gain, also enter in Part I, line 8, column (c) If (loss), enter -0- in Part I, line 8 | 3 | N/A |

Part V Qualification Under Section 4940(e) for Reduced Tax on Net Investment Income

(For optional use by domestic private foundations subject to the section 4940(a) tax on net investment income)

If section 4940(d)(2) applies, leave this part blank

Was the organization liable for the section 4942 tax on the distributable amount of any year in the base period? Yes No

If "Yes," the organization does not qualify under section 4940(e). Do not complete this part

1 Enter the appropriate amount in each column for each year, see instructions before making any entries

| (a) Base period years Calendar year (or tax year beginning in) | (b) Adjusted qualifying distributions | (c) Net value of noncharitable-use assets | (d) Distribution ratio (col (b) divided by col (c)) |
|--|--|--|---|
| 2000 | 5,137,169. | 83,155,872. | .0617776 |
| 1999 | 5,091,358. | 86,576,449. | .0588077 |
| 1998 | 4,471,441. | 83,554,234. | .0535154 |
| 1997 | 4,883,302. | 81,802,758. | .0596961 |
| 1996 | 4,651,066. | 76,499,889. | .0607983 |

| | | |
|---|---|-------------|
| 2 Total of line 1, column (d) | 2 | .2945951 |
| 3 Average distribution ratio for the 5-year base period - divide the total on line 2 by 5, or by the number of years the foundation has been in existence if less than 5 years | 3 | .0589190 |
| 4 Enter the net value of noncharitable-use assets for 2001 from Part X, line 5 | 4 | 74,284,083. |
| 5 Multiply line 4 by line 3 | 5 | 4,376,744. |
| 6 Enter 1% of net investment income (1% of Part I, line 27b) | 6 | 18,581. |
| 7 Add lines 5 and 6 | 7 | 4,395,325. |
| 8 Enter qualifying distributions from Part XII, line 4 If line 8 is equal to or greater than line 7, check the box in Part VI, line 1b, and complete that part using a 1% tax rate See the Part VI instructions | 8 | 4,532,178. |

Part VI Excise Tax Based on Investment Income (Section 4940(a), 4940(b), 4940(e), or 4948 - see instructions)

| | | | |
|----|---|----|---------|
| 1 | Exempt operating foundations described in section 4940(d)(2), check here <input type="checkbox"/> and enter "N/A" on line 1 Date of ruling letter _____ (attach copy of ruling letter if necessary-see instructions) | | |
| 2 | Domestic organizations that meet the section 4940(e) requirements in Part V, check here <input checked="" type="checkbox"/> and enter 1% of Part I, line 27b | 1 | 18,581. |
| 3 | All other domestic organizations enter 2% of line 27b Exempt foreign organizations enter 4% of Part I, line 12, col (b) | | |
| 4 | Tax under section 511 (domestic section 4947(a)(1) trusts and taxable foundations only Others enter -0-) | 2 | 0. |
| 5 | Add lines 1 and 2 | 3 | 18,581. |
| 6 | Subtitle A (income) tax (domestic section 4947(a)(1) trusts and taxable foundations only Others enter -0-) | 4 | 0. |
| 7 | Tax based on investment income Subtract line 4 from line 3 If zero or less, enter -0- | 5 | 18,581. |
| 8 | Credits/Payments | | |
| 9 | a 2001 estimated tax payments and 2000 overpayment credited to 2001 | 6a | 70,011. |
| 10 | b Exempt foreign organizations - tax withheld at source | 6b | |
| 11 | c Tax paid with application for extension of time to file (Form 8868) | 6c | |
| 12 | d Backup withholding erroneously withheld | 6d | |
| 13 | 7 Total credits and payments Add lines 6a through 6d | 7 | 70,011. |
| 14 | 8 Enter any penalty for underpayment of estimated tax Check here <input type="checkbox"/> if Form 2220 is attached | 8 | |
| 15 | 9 Tax due If the total of lines 5 and 8 is more than line 7, enter amount owed | 9 | |
| 16 | 10 Overpayment If line 7 is more than the total of lines 5 and 8, enter the amount overpaid | 10 | 51,430. |
| 17 | 11 Enter the amount of line 10 to be Credited to 2002 estimated tax <input type="checkbox"/> 51,430. Refunded <input type="checkbox"/> | 11 | 0. |

Part VII-A Statements Regarding Activities

| | Yes | No |
|--|-----|----|
| 1a During the tax year, did the organization attempt to influence any national, state, or local legislation or did it participate or intervene in any political campaign? | | X |
| 1b Did it spend more than \$100 during the year (either directly or indirectly) for political purposes (see instructions for definition)? <i>If the answer is "Yes" to 1a or 1b, attach a detailed description of the activities and copies of any materials published or distributed by the organization in connection with the activities</i> | | X |
| 1c Did the organization file Form 1120-POL for this year? | | X |
| 2 Enter the amount (if any) of tax on political expenditures (section 4955) imposed during the year (1) On the organization <input type="checkbox"/> \$ 0. (2) On organization managers <input type="checkbox"/> \$ 0. | | |
| 3 Enter the reimbursement (if any) paid by the organization during the year for political expenditure tax imposed on organization managers <input type="checkbox"/> \$ 0. | | |
| 2 Has the organization engaged in any activities that have not previously been reported to the IRS? <i>If "Yes," attach a detailed description of the activities</i> | | X |
| 3 Has the organization made any changes, not previously reported to the IRS, in its governing instrument, articles of incorporation, or bylaws, or other similar instruments? <i>If "Yes," attach a conformed copy of the changes</i> | | X |
| 4a Did the organization have unrelated business gross income of \$1,000 or more during the year? | | X |
| 4b <i>If "Yes," has it filed a tax return on Form 990-T for this year?</i> | | |
| 5 Was there a liquidation, termination, dissolution, or substantial contraction during the year? <i>If "Yes," attach the statement required by General Instruction T</i> | | X |
| 6 Are the requirements of section 508(e) (relating to sections 4941 through 4945) satisfied either • By language in the governing instrument or • By state legislation that effectively amends the governing instrument so that no mandatory directions that conflict with the state law remain in the governing instrument? | X | |
| 7 Did the organization have at least \$5,000 in assets at any time during the year? <i>If "Yes," complete Part II, col (c), and Part XV</i> | X | |
| 8a Enter the states to which the foundation reports or with which it is registered (see instructions) <input type="checkbox"/> <u>OHIO</u> | | |
| 8b <i>If the answer is "Yes" to line 7, has the organization furnished a copy of Form 990-PF to the Attorney General (or designate) of each state as required by General Instruction G? If "No," attach explanation</i> | X | |
| 9 Is the organization claiming status as a private operating foundation within the meaning of section 4942(j)(3) or 4942(j)(5) for calendar year 2001 or the taxable year beginning in 2001 (see instructions for Part XIV)? <i>If "Yes," complete Part XIV</i> | | X |
| 10 Did any persons become substantial contributors during the tax year? <i>If "Yes," attach a schedule listing their names and addresses</i> | | X |
| 11 Did the organization comply with the public inspection requirements for its annual returns and exemption application? Web site address <input type="checkbox"/> <u>N/A</u> | X | |
| 12 The books are in care of <input type="checkbox"/> <u>SHARON WHITE, CONTROLLER</u> Telephone no <input type="checkbox"/> <u>440-324-2822</u> Located at <input type="checkbox"/> <u>347 MIDWAY BLVD., ELYRIA, OHIO</u> ZIP+4 <input type="checkbox"/> <u>44035</u> | | |
| 13 Section 4947(a)(1) nonexempt charitable trusts filing Form 990-PF in lieu of Form 1041 - Check here <input type="checkbox"/> and enter the amount of tax-exempt interest received or accrued during the year <input type="checkbox"/> <u>13</u> <input type="checkbox"/> <u>N/A</u> | | |

Part VII-B Statements Regarding Activities for Which Form 4720 May Be Required

File Form 4720 if any item is checked in the "Yes" column, unless an exception applies

Table with columns for question text, Yes/No checkboxes, and Yes/No columns. Rows include questions 1a through 6b regarding disqualifying activities, tax distribution, and charitable investments.

Part VIII Information About Officers, Directors, Trustees, Foundation Managers, Highly Paid Employees, and Contractors

1 List all officers, directors, trustees, foundation managers and their compensation

| (a) Name and address | (b) Title, and average hours per week devoted to position | (c) Compensation (If not paid, enter -0-) | (d) Contributions to employee benefit plans and deferred compensation | (e) Expense account, other allowances |
|----------------------|---|---|---|---------------------------------------|
| SEE STATEMENT 13 | | 125,000. | 21,950. | 0. |
| | | | | |
| | | | | |
| | | | | |
| | | | | |
| | | | | |
| | | | | |

2 Compensation of five highest-paid employees (other than those included on line 1) If none, enter "NONE."

| (a) Name and address of each employee paid more than \$50,000 | (b) Title and average hours per week devoted to position | (c) Compensation | (d) Contributions to employee benefit plans and deferred compensation | (e) Expense account, other allowances |
|---|--|------------------|---|---------------------------------------|
| NONE | | | | |
| | | | | |
| | | | | |
| | | | | |
| | | | | |
| | | | | |
| | | | | |

Total number of other employees paid over \$50,000 ▶ 0

3 Five highest-paid independent contractors for professional services If none, enter "NONE."

| (a) Name and address of each person paid more than \$50,000 | (b) Type of service | (c) Compensation |
|---|---------------------|------------------|
| ARONSON & PARTNERS 230 S. BROAD ST., PHILADELPHIA, PA | INVESTMENT COUNSEL | 102,155. |
| DALTON GREINER HARTMAN MAHER 565 FIFTH AVE #2101, NEW YORK, NY | INVESTMENT COUNSEL | 121,630. |
| KEYBANK 127 PUBLIC SQUARE, CLEVELAND, OH | FIDUCIARY FEES | 77,317. |
| THE PATTERSON CAPITAL CORP 2029 CENTURY PARK, EAST L.A., CA | INVESTMENT COUNSEL | 105,507. |
| | | |
| | | |

Total number of others receiving over \$50,000 for professional services ▶ 0

Part IX-A Summary of Direct Charitable Activities

| List the foundation's four largest direct charitable activities during the tax year. Include relevant statistical information such as the number of organizations and other beneficiaries served, conferences convened, research papers produced, etc | Expenses |
|---|----------|
| 1 MAINTENANCE OF HISTORICALLY SIGNIFICANT PROPERTIES FOR EDUCATIONAL OR OTHER CHARITABLE PURPOSES . | 112,049. |
| 2 | |
| 3 | |
| 4 | |

Part IX-B Summary of Program-Related Investments

| Describe the two largest program-related investments made by the foundation during the tax year on lines 1 and 2 | | Amount |
|--|-----|--------|
| 1 | N/A | |
| 2 | | |
| All other program-related investments See instructions | | |
| 3 | | |
| Total Add lines 1 through 3 | | 0. |

Part X Minimum Investment Return (All domestic foundations must complete this part Foreign foundations, see instructions)

| | | | |
|---|--|----|-------------|
| 1 | Fair market value of assets not used (or held for use) directly in carrying out charitable, etc., purposes | | |
| a | Average monthly fair market value of securities | 1a | 75,299,710. |
| b | Average of monthly cash balances | 1b | 115,603. |
| c | Fair market value of all other assets | 1c | |
| d | Total (add lines 1a, b, and c) | 1d | 75,415,313. |
| e | Reduction claimed for blockage or other factors reported on lines 1a and 1c (attach detailed explanation) | 1e | 0. |
| 2 | Acquisition indebtedness applicable to line 1 assets | 2 | 0. |
| 3 | Subtract line 2 from line 1d | 3 | 75,415,313. |
| 4 | Cash deemed held for charitable activities Enter 1 1/2% of line 3 (for greater amount, see instructions) | 4 | 1,131,230. |
| 5 | Net value of noncharitable-use assets Subtract line 4 from line 3 Enter here and on Part V, line 4 | 5 | 74,284,083. |
| 6 | Minimum investment return Enter 5% of line 5 | 6 | 3,714,204. |

Part XI Distributable Amount (see instructions) (Section 4942(i)(3) and (i)(5) private operating foundations and certain foreign organizations check here and do not complete this part)

| | | | |
|----|--|----|------------|
| 1 | Minimum investment return from Part X, line 6 | 1 | 3,714,204. |
| 2a | Tax on investment income for 2001 from Part VI, line 5 | 2a | 18,581. |
| b | Income tax for 2001 (This does not include the tax from Part VI) | 2b | |
| c | Add lines 2a and 2b | 2c | 18,581. |
| 3 | Distributable amount before adjustments Subtract line 2c from line 1 | 3 | 3,695,623. |
| 4a | Recoveries of amounts treated as qualifying distributions | 4a | 30,279. |
| b | Income distributions from section 4947(a)(2) trusts | 4b | 0. |
| c | Add lines 4a and 4b | 4c | 30,279. |
| 5 | Add lines 3 and 4c | 5 | 3,725,902. |
| 6 | Deduction from distributable amount (see instructions) | 6 | 0. |
| 7 | Distributable amount as adjusted Subtract line 6 from line 5 Enter here and on Part XIII, line 1 | 7 | 3,725,902. |

Part XII Qualifying Distributions (see instructions)

| | | | |
|---|--|----|------------|
| 1 | Amounts paid (including administrative expenses) to accomplish charitable, etc., purposes | | |
| a | Expenses, contributions, gifts, etc - total from Part I, column (d), line 26 | 1a | 4,532,178. |
| b | Program-related investments - Total from Part IX-B | 1b | 0. |
| 2 | Amounts paid to acquire assets used (or held for use) directly in carrying out charitable, etc., purposes | 2 | |
| 3 | Amounts set aside for specific charitable projects that satisfy the | | |
| a | Suitability test (prior IRS approval required) | 3a | |
| b | Cash distribution test (attach the required schedule) | 3b | |
| 4 | Qualifying distributions Add lines 1a through 3b Enter here and on Part V, line 8, and Part XIII, line 4 | 4 | 4,532,178. |
| 5 | Organizations that qualify under section 4940(e) for the reduced rate of tax on net investment income Enter 1% of Part I, line 27b | 5 | 18,581. |
| 6 | Adjusted qualifying distributions Subtract line 5 from line 4 | 6 | 4,513,597. |

Note The amount on line 6 will be used in Part V, column (b), in subsequent years when calculating whether the foundation qualifies for the section 4940(e) reduction of tax in those years

Part XIII Undistributed Income (see instructions)

| | (a) Corpus | (b) Years prior to 2000 | (c) 2000 | (d) 2001 |
|---|---------------|----------------------------|-------------|-------------|
| 1 Distributable amount for 2001 from Part XI, line 7 | | | | 3,725,902. |
| 2 Undistributed Income, if any as of the end of 2000: | | | | |
| a Enter amount for 2000 only | | | 0. | |
| b Total for prior years 19 __, 19 __, 19 __ | | 0. | | |
| 3 Excess distributions carryover if any to 2001 | | | | |
| a From 1996 | 885,700. | | | |
| b From 1997 | 796,609. | | | |
| c From 1998 | 337,789. | | | |
| d From 1999 | 849,200. | | | |
| e From 2000 | 1,068,260. | | | |
| f Total of lines 3a through e | 3,937,558. | | | |
| 4 Qualifying distributions for 2001 from Part XII, line 4 ▶ \$ 4,532,178. | | | | |
| a Applied to 2000, but not more than line 2a | | | 0. | |
| b Applied to undistributed income of prior years (Election required - see instructions) | | 0. | | |
| c Treated as distributions out of corpus (Election required - see instructions) | 0. | | | |
| d Applied to 2001 distributable amount | | | | 3,725,902. |
| e Remaining amount distributed out of corpus | 806,276. | | | |
| 5 Excess distributions carryover applied to 2001 (if an amount appears in column (d) the same amount must be shown in column (a)) | 0. | | | 0. |
| 6 Enter the net total of each column as indicated below | | | | |
| a Corpus Add lines 3f, 4c, and 4e. Subtract line 5 | 4,743,834. | | | |
| b Prior years' undistributed income Subtract line 4b from line 2b | | 0. | | |
| c Enter the amount of prior years' undistributed income for which a notice of deficiency has been issued, or on which the section 4942(a) tax has been previously assessed | | 0. | | |
| d Subtract line 6c from line 6b Taxable amount - see instructions | | 0. | | |
| e Undistributed income for 2000 Subtract line 4a from line 2a Taxable amount - see instr | | | 0. | |
| f Undistributed income for 2001 Subtract lines 4d and 5 from line 1 This amount must be distributed in 2002 | | | | 0. |
| 7 Amounts treated as distributions out of corpus to satisfy requirements imposed by section 170(b)(1)(E) or 4942(g)(3) | 0. | | | |
| 8 Excess distributions carryover from 1996 not applied on line 5 or line 7 | 885,700. | | | |
| 9 Excess distributions carryover to 2002 Subtract lines 7 and 8 from line 6a | 3,858,134. | | | |
| 10 Analysis of line 9 | | | | |
| a Excess from 1997 | 796,609. | | | |
| b Excess from 1998 | 337,789. | | | |
| c Excess from 1999 | 849,200. | | | |
| d Excess from 2000 | 1,068,260. | | | |
| e Excess from 2001 | 806,276. | | | |

Part XIV Private Operating Foundations (see instructions and Part VII A, question 9) N/A

Table with 5 columns: (a) 2001, (b) 2000, (c) 1999, (d) 1998, (e) Total. Rows include: 1. Date of ruling; 2. Adjusted net income; 3. Alternative tests (Assets, Endowment, Support, Gross investment income).

Part XV Supplementary Information (Complete this part only if the organization had \$5,000 or more in assets at any time during the year-see page 26 of the instructions.)

1 Information Regarding Foundation Managers: a List any managers of the foundation who have contributed more than 2% of the total contributions received by the foundation before the close of any tax year (but only if they have contributed more than \$5,000) (See section 507(d)(2))

NONE b List any managers of the foundation who own 10% or more of the stock of a corporation (or an equally large portion of the ownership of a partnership or other entity) of which the foundation has a 10% or greater interest

2 Information Regarding Contribution, Grant, Gift, Loan, Scholarship, etc , Programs Check here [] if the organization only makes contributions to preselected charitable organizations and does not accept unsolicited requests for funds

a The name, address, and telephone number of the person to whom applications should be addressed SEE STATEMENT 16

b The form in which applications should be submitted and information and materials they should include SEE STATEMENT 16

c Any submission deadlines SEE STATEMENT 16

d Any restrictions or limitations on awards, such as by geographical areas, charitable fields, kinds of institutions, or other factors SEE STATEMENT 16

Part XV Supplementary Information (continued)

3 Grants and Contributions Paid During the Year or Approved for Future Payment

| Recipient Name and address (home or business) | If recipient is an individual, show any relationship to any foundation manager or substantial contributor | Foundation status of recipient | Purpose of grant or contribution | Amount |
|--|--|--------------------------------------|-------------------------------------|------------------------|
| <p>a Paid during the year</p> <p>SEE STATEMENT 9</p> | | | | <p>3,943,989.</p> |
| <p>Total</p> | | | | <p>▶ 3a 3,943,989.</p> |
| <p>b Approved for future payment</p> <p>SEE STATEMENT 10</p> | | | | <p>1,038,321.</p> |
| <p>Total</p> | | | | <p>▶ 3b 1,038,321.</p> |

Part XVI-A Analysis of Income-Producing Activities

| Enter gross amounts unless otherwise indicated | Unrelated business income | | Excluded by section 512, 513, or 514 | | (e) Related or exempt function income |
|---|---------------------------|---------------|--------------------------------------|---------------|---|
| | (a) Business code | (b) Amount | (c) Exclu- sion code | (d) Amount | |
| 1 Program service revenue | | | | | |
| a _____ | | | | | |
| b _____ | | | | | |
| c _____ | | | | | |
| d _____ | | | | | |
| e _____ | | | | | |
| f _____ | | | | | |
| g Fees and contracts from government agencies | | | | | |
| 2 Membership dues and assessments | | | | | |
| 3 Interest on savings and temporary cash investments | | | 14 | 1,662,650. | |
| 4 Dividends and interest from securities | | | 14 | 735,415. | |
| 5 Net rental income or (loss) from real estate | | | | | |
| a Debt-financed property | | | | | |
| b Not debt-financed property | | | | | |
| 6 Net rental income or (loss) from personal property | | | | | |
| 7 Other investment income | | | 01 | 42,178. | |
| 8 Gain or (loss) from sales of assets other than inventory | | | 18 | <3,209,930.> | |
| 9 Net income or (loss) from special events | | | | | |
| 10 Gross profit or (loss) from sales of inventory | | | | | |
| 11 Other revenue | | | | | |
| a BROKERAGE REBATES | | | 01 | 6,193. | |
| b OTHER INCOME | | | 01 | 4,957. | |
| c GAIN ON SALE OF | | | | | |
| d CHARITABLE USE PROP | | | 18 | 23,115. | |
| e _____ | | | | | |
| 12 Subtotal Add columns (b), (d), and (e) | | 0. | | <735,422.> | 0. |
| 13 Total Add line 12, columns (b), (d), and (e) | | | | | |

Part XVI-B Relationship of Activities to the Accomplishment of Exempt Purposes

| Line No | Explain below how each activity for which income is reported in column (e) of Part XVI-A contributed importantly to the accomplishment of the organization's exempt purposes (other than by providing funds for such purposes) |
|---------|--|
| ▼ | NOT APPLICABLE |
| | |
| | |
| | |
| | |
| | |
| | |
| | |
| | |
| | |
| | |
| | |
| | |
| | |
| | |
| | |
| | |
| | |
| | |
| | |
| | |
| | |
| | |
| | |
| | |

Part XVII Information Regarding Transfers To and Transactions and Relationships With Noncharitable Exempt Organizations

- 1 Did the organization directly or indirectly engage in any of the following with any other organization described in section 501(c) of the Code... 1a(1) Cash, 1a(2) Other assets, 1b(1) Sales of assets to a noncharitable exempt organization, etc.

Table with 4 columns: (a) Line no, (b) Amount involved, (c) Name of noncharitable exempt organization, (d) Description of transfers, transactions, and sharing arrangements. Row 1 contains 'N/A'.

2a Is the organization directly or indirectly affiliated with, or related to, one or more tax-exempt organizations described in section 501(c) of the Code (other than section 501(c)(3)) or in section 527? Yes No

Table with 3 columns: (a) Name of organization, (b) Type of organization, (c) Description of relationship. Row 1 contains 'N/A'.

Signature section containing: 'Under penalties of perjury, I declare that I have examined this return...', 'Signature of officer or trustee', 'Preparer's signature' (Harry A. May), 'Firm's name (or yours if self-employed) DELOITTE & TOUCHE LLP', 'address, and ZIP code CLEVELAND, OHIO 44114-1300'.

FORM 990-PF

GAIN OR (LOSS) FROM SALE OF ASSETS

STATEMENT 1

| (A) DESCRIPTION OF PROPERTY | (B) GROSS SALES PRICE | (C) COST OR OTHER BASIS | (D) EXPENSE OF SALE | (E) DEPREC. | (F) GAIN OR LOSS |
|---------------------------------------|-----------------------------|-------------------------------|---------------------------|----------------|---------------------------|
| SEE STATEMENT 15 | 52,823,922. | 56,056,967. | 0. | 0. | <3,233,045.> |
| CAPITAL GAINS DIVIDENDS FROM PART IV | | | | | 0. |
| TOTAL TO FORM 990-PF, PART I, LINE 6A | | | | | <u><3,233,045.></u> |

FORM 990-PF

OTHER INCOME

STATEMENT 2

| DESCRIPTION | AMOUNT |
|---|---------|
| SHARED MAINTENANCE COSTS | 42,178. |
| BROKERAGE REBATES | 6,193. |
| OTHER INCOME | 4,957. |
| CHARITABLE USE PROP | 23,115. |
| TOTAL TO FORM 990-PF, PART I, LINE 11, COLUMN A | 76,443. |

FORM 990-PF

LEGAL FEES

STATEMENT 3

| DESCRIPTION | (A) EXPENSES PER BOOKS | (B) NET INVEST- MENT INCOME | (C) ADJUSTED NET INCOME | (D) CHARITABLE PURPOSES |
|----------------------------|------------------------------|-----------------------------------|-------------------------------|-------------------------------|
| LEGAL FEES | 12,843. | 1,541. | | 11,302. |
| TO FM 990-PF, PG 1, LN 16A | 12,843. | 1,541. | | 11,302. |

FORM 990-PF

ACCOUNTING FEES

STATEMENT 4

| DESCRIPTION | (A) EXPENSES PER BOOKS | (B) NET INVEST- MENT INCOME | (C) ADJUSTED NET INCOME | (D) CHARITABLE PURPOSES |
|------------------------------|------------------------------|-----------------------------------|-------------------------------|-------------------------------|
| ACCOUNTING FEES | 19,630. | 2,356. | | 17,274. |
| TO FORM 990-PF, PG 1, LN 16B | 19,630. | 2,356. | | 17,274. |

FORM 990-PF

OTHER PROFESSIONAL FEES

STATEMENT 5

| DESCRIPTION | (A) EXPENSES PER BOOKS | (B) NET INVEST- MENT INCOME | (C) ADJUSTED NET INCOME | (D) CHARITABLE PURPOSES |
|--|------------------------------|-----------------------------------|-------------------------------|-------------------------------|
| INVESTMENT FEES - AVATAR ASSOCIATES | 39,559. | 39,559. | | 0. |
| INVESTMENT FEES - PATTERSON | 105,507. | 105,507. | | 0. |
| INVESTMENT FEES - MACKAY SHIELDS | 47,246. | 47,246. | | 0. |
| INVESTMENT REPORTING FEE FIDUCIARY & CASH | 1,968. | 1,968. | | 0. |
| MANAGEMENT FEES | 77,317. | 59,907. | | 17,410. |
| CONSULTING FEES | 19,784. | 19,784. | | 0. |
| INVESTMENT FEES - ARONSON | 102,155. | 102,155. | | 0. |
| INVESTMENT FEES - TCW | 20,187. | 20,187. | | 0. |
| INVESTMENT FEES - DGHM & CO | 121,630. | 121,630. | | 0. |
| TO FORM 990-PF, PG 1, LN 16C | 535,353. | 517,943. | | 17,410. |

FORM 990-PF

TAXES

STATEMENT 6

| DESCRIPTION | (A) EXPENSES PER BOOKS | (B) NET INVEST- MENT INCOME | (C) ADJUSTED NET INCOME | (D) CHARITABLE PURPOSES |
|-----------------------------|------------------------------|-----------------------------------|-------------------------------|-------------------------------|
| EXCISE TAX | 25,000. | 0. | | 0. |
| TO FORM 990-PF, PG 1, LN 18 | 25,000. | 0. | | 0. |

FORM 990-PF

OTHER EXPENSES

STATEMENT 7

| DESCRIPTION | (A) EXPENSES PER BOOKS | (B) NET INVEST- MENT INCOME | (C) ADJUSTED NET INCOME | (D) CHARITABLE PURPOSES |
|-----------------------------|------------------------------|-----------------------------------|-------------------------------|-------------------------------|
| INSURANCE | 7,720. | 926. | | 6,794. |
| TELEPHONE | 9,543. | 1,145. | | 8,398. |
| DUES & SUBSCRIPTIONS | 3,011. | 361. | | 2,650. |
| OFFICE CONSULTING | 6,287. | 754. | | 5,533. |
| OFFICE EXPENSE | 35,225. | 4,227. | | 30,998. |
| OTHER EXPENSES | 5,192. | 623. | | 4,569. |
| TO FORM 990-PF, PG 1, LN 23 | 66,978. | 8,036. | | 58,942. |

FORM 990-PF OTHER DECREASES IN NET ASSETS OR FUND BALANCES STATEMENT 8

| DESCRIPTION | AMOUNT |
|--|----------|
| UNREALIZED DEPRECIATION OF MARKETABLE SECURITIES | 599,830. |
| TOTAL TO FORM 990-PF, PART III, LINE 5 | 599,830. |

The Nord Family Foundation

34 1595929

12/31/01

| Organization and Project | Grant No | Amount Paid |
|---|----------|-------------|
| Arts and Culture Arts etc <i>In support of the ARTabilities program</i> | 20000446 | \$10,000 00 |
| Beck Center for the Cultural Arts <i>For continued support of education outreach programs in Lorain County</i> | 20010570 | \$8,000 00 |
| The Black River Singers <i>In support of The Black River Singers</i> | 20010632 | \$1,200 00 |
| Choral Spectrum <i>For general operating support</i> | 20010665 | \$2,000 00 |
| Cleveland Center for Contemporary Art <i>For continued support for education and outreach programming</i> | 20010563 | \$20,000 00 |
| Cleveland Opera <i>In continued support of Cleveland Opera's "Music, Words, Opera" Program with Lorain County schools, over three years</i> | 20010751 | \$25,000 00 |
| The Cleveland Play House <i>To support education and outreach programs in Lorain County</i> | 20010548 | \$12,000 00 |
| Cleveland Public Theatre, Inc. <i>In support of CPT's educational programming for "Act Now! Lorain and Student Theater Enrichment Program STEP in Cleveland</i> | 20010810 | \$25,000 00 |
| The Columbia Film Society <i>In support of the Cultural Film Festival series</i> | 20011033 | \$7,000 00 |
| Firelands Association for the Visual Arts <i>For continued support of general administration and operations</i> | 20010994 | \$40,000 00 |
| Firelands Symphony Orchestra <i>In support of concerts in Lorain County</i> | 20010526 | \$10,000 00 |

The Nord Family Foundation

34 1595929

12/31/01

| Organization and Project | Grant No | Amount Paid |
|---|----------|-------------|
| The Great Lakes Historical Society <i>In support of the Interactive Museum Project, on a partial challenge basis</i> | 20000452 | \$28,000 00 |
| The Great Lakes Historical Society <i>In support of the Interactive Museum Project, on a partial challenge basis</i> | 20000452 | \$22,000 00 |
| Great Lakes Theater Festival, Inc <i>To support education and outreach programs in Lorain County</i> | 20010567 | \$20,000 00 |
| Longy School of Music <i>To support music instruction scholarships to low-income, K-12 students in Boston, Somerville and Cambridge</i> | 20010565 | \$5,000 00 |
| Lyric Opera Cleveland <i>In support of Lyric Opera's Education program with Cleveland and Lorain County schools</i> | 20010746 | \$6,000 00 |
| The MAD* Factory <i>In continued support of programming and general operations</i> | 20010744 | \$40,000 00 |
| Messengers of God <i>In continued support for general operations</i> | 20010806 | \$25,000 00 |
| Messengers of God <i>In support of the "Catch Your Image Mirror Campaign"</i> | 20020023 | \$500 00 |
| National Invention Center, Inc <i>To support Camp Invention camps in Lorain County, Ohio and Columbia, South Carolina</i> | 20010561 | \$12,500 00 |
| Oberlin College <i>To purchase equipment for the String Preparatory Program</i> | 20010686 | \$1,000 00 |
| Oberlin College <i>To support the Black River Theater's family summer theater program</i> | 20010698 | \$5,000 00 |

The Nord Family Foundation

34 1595929

12/31/01

| Organization and Project | Grant No. | Amount Paid |
|---|-----------|--------------|
| Oberlin Early Childhood Center <i>In continued support of KIDS smART, a collaborative program to integrate the creative arts into early childhood education, over two years</i> | 20000125 | \$63,395 00 |
| Ohio Latino Arts Association <i>In support of the "Access and Equity" conference in Cleveland June, 2001</i> | 20010872 | \$2,000 00 |
| Pearl Street Temple Emanuel Foundation, Inc. <i>In continued support of general operations</i> | 20010743 | \$10,000 00 |
| Ohlo Dance Theatre <i>For continued general operating support</i> | 20010812 | \$40,000 00 |
| Professional Flair/Dancing Wheels <i>In support of the 2001/2002 season entitled "A Dance for All Seasons"</i> | 20011062 | \$10,000 00 |
| The Repertory Project <i>In support of "Building Bridges of Tolerance and Understanding through Modern Dance Project"</i> | 20010937 | \$5,700 00 |
| | | <hr/> |
| | | \$456,295 00 |
| <u>Civic Affairs</u> | | |
| Amherst Historical Society & Sandstone Museum Center <i>In continued support of administrative costs and programming</i> | 20010785 | \$5,000 00 |
| City of Amherst <i>In support of revitalization efforts in downtown Amherst</i> | 9900241 | \$15,000 00 |
| City of Amherst <i>In continued support of commercial revitalization efforts in downtown Amherst</i> | 20010546 | \$15,000 00 |
| City of Amherst <i>To restore the community theatre space in City Hall for public use</i> | 20010532 | \$50,000 00 |
| Cleveland Advanced Manufacturing Program (CAMP, Inc) <i>In support of capital improvements and the expansion of hands-on manufacturing training programs for middle and high school students</i> | 9900243 | \$12,500 00 |

The Nord Family Foundation

34 1595929

12/31/01

| Organization and Project | Grant No | Amount Paid |
|---|-------------------|--------------------|
| Colorado Homeless Families <i>In continued support of transitional housing and supportive services for homeless families</i> | 20010598 | \$10,000 00 |
| Denver Civic Theatre <i>In continued support of capital improvements</i> | 20000391 | \$25,000 00 |
| Denver Youth Program <i>In continued support of GRASP (Gang Rescue and Support Project), a violence prevention program for youth</i> | 20010947 | \$10,000 00 |
| Denver Urban Ministries <i>In support of employment, emergency housing, and meals programs for needy families</i> | 20010610 | \$15,000 00 |
| Direct Action for Central Lorain <i>In support of Direct Action for Central Lorain neighborhood revitalization, economic development and grassroots organizing activities</i> | 20010764 | \$15,000 00 |
| Drop The Guns <i>In continued support of recreational activities and special projects that teach children about the dangers of gangs and handguns</i> | 20011026 | \$10,000 00 |
| El Centro De Servicios Sociales <i>In support of "Project Conquest," a behavior modification and employment skills development program for at-risk youth, 14-21 years old</i> | 20010911 | \$20,000 00 |
| Elyria United Methodist Village <i>To support the construction of an intergenerational child daycare/community meeting facility in partnership with Linden</i> | P98-150 98-150 | \$60,000 00 |
| Grassroots Leadership Development Program of Lorain County <i>In continued support of programs that foster neighborhood-based leadership and citizen participation in Lorain County</i> | 20011028 | \$35,000 00 |
| Hard Hatted Women, Inc. <i>In support of program outreach efforts and the non-traditional job retention project</i> | 20011025 | \$25,000 00 |
| Leadership Lorain County <i>In support of the Summer 2001 Public Service Internship Program</i> | 20010607 | \$50,000 00 |
| Leadership Lorain County <i>In support of the Summer 2002 Public Service Internship Program</i> | 20011027 | \$50,000 00 |

The Nord Family Foundation

34 1595929

12/31/01

| Organization and Project | Grant No | Amount Paid |
|---|-----------------|--------------------|
| Lorain County Historical Society, Inc. <i>To underwrite the costs for a Strategic Plan by the Ohio Historical Society</i> | 20010845 | \$1,200 00 |
| Lorain County Metro Parks <i>To support the construction of a regional aquatic center in Oberlin, Ohio, over two years</i> | 20000021 | \$100,000 00 |
| Lorain County Reinvestment Coalition <i>In general support of lender monitoring and public education activities</i> | 9900246 | \$30,000 00 |
| Lorain Urban Minority Alcoholism & Drug Abuse Outreach Program <i>For "Circle of Recovery," a support network for ex-offenders who are re-entering the community</i> | 20011022 | \$20,000 00 |
| Media Inc. <i>Broadcasts of "The Newshour with Jim Lehrer" and "Feagler and Friends," a weekly show about current events and civic life in NE Ohio</i> | 20010500 | \$30,000 00 |
| National Conference for Community and Justice <i>In support of "It's Your Move," a multi-cultural leadership skills and self-esteem program for middle and high school students</i> | 20010759 | \$10,000 00 |
| New Sunrise Properties, Inc. <i>To support the construction of single-family houses on scattered sites throughout the city of Oberlin for low and moderate income families</i> | 99-25 | \$5,000 00 |
| New Sunrise Properties, Inc. <i>To support the construction of single-family houses on scattered sites throughout the city of Oberlin for low and moderate income families</i> | 99-25 | \$5,000 00 |
| Nuestra Comunidad Development Corporation <i>In support of "The Village Pushcarts," a small business development program</i> | 20010604 | \$10,000 00 |
| Oberlin Historical and Improvement Organization <i>In continued support of general operations and programming</i> | 20000393 | \$50,000 00 |
| Oberlin Historical and Improvement Organization <i>For exterior repairs at the Burrell King House</i> | 20010966 | \$50,000 00 |

The Nord Family Foundation

34 1595929

12/31/01

| Organization and Project | Grant No. | Amount Paid |
|--|------------------|--------------------|
| Properties Initiative - Amherst Historical Society <i>For maintenance and repair of charitable use property managed by the Amherst Historical Society for 2000</i> | 20000358 | \$19,670 00 |
| Properties Initiative - Amherst Historical Society <i>For maintenance and repair to charitable use property managed by the Amherst Historical Society for 2001</i> | 20010489 | \$65,510 79 |
| Properties Initiative - Oberlin Depot <i>For repair and maintenance of charitable use property managed by Clark Brothers for 2000</i> | 20000359 | \$26,867 76 |
| Public Services Institute of Lorain County Community College <i>In support of the 2001 Regional Conference on Volunteerism</i> | 20011073 | \$500 00 |
| Sandhills Academy <i>To support the construction of a new educational facility for children with specific learning disabilities, over two years</i> | 98-80 | \$100,000 00 |
| South Elyria Neighborhood Development Corporation (SEND) <i>In support of South Elyria Neighborhood Development Corporation's (SEND) community and economic development activities</i> | 20010768 | \$10,000 00 |
| South Lorain Community Development Corporation <i>To support the comprehensive redevelopment of Southern Heights Apartments, a low-to-moderate income rental housing complex</i> | 20010530 | \$100,000 00 |
| South Shore Community Development Corporation <i>To redevelop the St Joseph Community Center's auditorium for public use</i> | 20010944 | \$10,000 00 |
| Step Thirteen Evolution Process Inc. <i>In support of a homeless shelter and supportive services for substance abusers</i> | 20010718 | \$10,000 00 |
| Vocational Guidance Services <i>In continued support of capital improvements at the Elyria Work Center</i> | 20000387 | \$100,000 00 |

The Nord Family Foundation

34 1595929

12/31/01

| Organization and Project | Grant No. | Amount Paid |
|---|------------------|--------------------|
| Volunteer Action Center of Greater Lorain County <i>In continued support of programs that promote and sustain volunteerism and community service</i> | 20010755 | \$20,000 00 |
| Women's Bean Project <i>In continued support of employment and life skills training for low-income and welfare-dependent women</i> | 20010756 | \$10,000 00 |
| Working for Empowerment through Community Organizing (WECO) <i>In support of the "Lorain County Individual Development Account Program (IDA)," a matched savings plan for low-income households</i> | 20010802 | \$15,000 00 |
| | | <hr/> |
| | | \$1,221,248 55 |
| <u>Education</u> | | |
| Avon Lake Public Library <i>In support of the Barbara Yates' Woodcarving Workshop</i> | 20010687 | \$1,000 00 |
| Avon Lake Schools <i>In support of uniforms needed for the Avon Lake High School girls track team</i> | 20010877 | \$500 00 |
| Big Brothers/Big Sisters of Lorain County <i>For general operating support</i> | 20010711 | \$30,000 00 |
| Center for Applied Special Technology (CAST) <i>To initiate the Universal Design for Learning collaborative site at the Center for Leadership in Education in Lorain County, Ohio</i> | 20010842 | \$80,272 00 |
| The Center for Leadership in Education <i>For continued second year operational support</i> | 20010574 | \$150,000 00 |
| The Center for Leadership in Education <i>To underwrite costs of a speakers forum addressing school district administrators and organized labor</i> | 20010844 | \$1,000 00 |
| The Center for Leadership in Education <i>To create and articulate a vision for educational restructuring on a school-by-school basis in Lorain county, over three years</i> | 99-8 | \$125,000 00 |

The Nord Family Foundation

34 1595929

12/31/01

| Organization and Project | Grant No. | Amount Paid |
|--|------------------|--------------------|
| Cleveland 2003 Intel International Science & Engineering <i>In support of the 2003 International Science and Engineering Fair in Cleveland</i> | 20000362 | \$25,000 00 |
| Cleveland Museum of Natural History <i>In support of a renovation and renewal of the Discovery Center for families and a dedicated Early Childhood Learning Center</i> | 20010787 | \$5,000 00 |
| Colorado High School of Denver Inc. <i>To support a mentoring program and essential technology improvements</i> | 20010954 | \$10,000 00 |
| Communities in Schools <i>In continued support for CIS family intervention programs at the AC Flora High School in Columbia, SC</i> | 20010782 | \$45,000 00 |
| El Centro De Servicios Sociales <i>In support of the 6th Annual Hispanic Leadership Conference in Lorain, Ohio</i> | 20010685 | \$2,000 00 |
| Fast Forward <i>To support a community technology center as part of the Youth Philanthropy Program</i> | 20010896 | \$2,000 00 |
| Great Lakes Science Center <i>In support of the inaugural event celebrating the achievements of science teachers throughout the region</i> | 20010868 | \$2,000 00 |
| Great Lakes Science Center <i>In continued support of informal science education opportunities for students and teachers</i> | 9900252 | \$25,000 00 |
| Lake Erie Nature and Science Center <i>To support Science Literacy in Lorain County public schools</i> | 20010572 | \$25,000 00 |
| The Linden School <i>For general operating support and child care scholarships</i> | 20010579 | \$83,000 00 |

The Nord Family Foundation

34 1595929

12/31/01

| Organization and Project | Grant No | Amount Paid |
|--|-----------------|--------------------|
| Lorain County Access to Higher Education Program, Inc. <i>For program expansion, general operations, and scholarships, on a partial challenge basis, over three years</i> | 98-91 98-91 | \$12,500 00 |
| Lorain County Access to Higher Education Program, Inc. <i>For program expansion, general operations, and scholarships, on a partial challenge basis, over three years</i> | 98-91 | \$12,500 00 |
| Lorain County Access to Higher Education Program, Inc. <i>For continued support of Access programming in Lorain county schools over two years</i> | 20011040 | \$50,000 00 |
| Lorain Schools <i>In support of the Character Counts Sports Workshop</i> | 20010886 | \$2,000 00 |
| Oberlin Early Childhood Center <i>To help bring the Reggio Emilia International Exhibit to Oberlin Ohio</i> | 20010883 | \$2,000 00 |
| Oberlin Public Library <i>In continued support of "The Bridge," Oberlin's Community Technology Center</i> | 20010781 | \$45,000 00 |
| Oberlin Public Library <i>In support of "The Bridge" a computer-based technology to address the "digital divide" in Oberlin and serve as a model of Lorain County</i> | 20000171 | \$33,750 00 |
| Oberlin Youth Soccer Association <i>In support of a summer youth soccer workshop</i> | 20010887 | \$2,000 00 |
| The Ohio Foundation of Independent Colleges, Inc. <i>To support students majoring in early childhood education, engineering and enviromental studies and for general operating support</i> | 20010513 | \$20,000 00 |
| Ohio Grantmakers Forum <i>In support of an education conference</i> | 20010684 | \$2,000 00 |
| Save Our Youth <i>For general operating support and program expansion, on a challenge basst</i> | 20010521 | \$15,000 00 |
| Town Hall of Cleveland <i>In continued support of the 2001 - 2002 Student Scholarship Program</i> | 20010699 | \$2,000 00 |

The Nord Family Foundation

34 1595929

12/31/01

| Organization and Project | Grant No | Amount Paid |
|---|-----------------|------------------------|
| United Negro College Fund, Inc. <i>To support general operations</i> | 20010573 | \$15,000 00 |
| | | <hr/> |
| | | \$825,522 00 |
| <u>Health and Social Services</u> | | |
| Adoption Network Cleveland <i>In continued support of services in Lorain County</i> | 20010986 | \$10,000 00 |
| AIDS Taskforce of Greater Cleveland <i>To provide nutritional services to people with HIV/AIDS in Lorain County</i> | 20010593 | \$15,000 00 |
| Alzheimer's Disease and Related Disorders Association, Inc. <i>As start-up support for a west side office</i> | 20000433 | \$8,750 00 |
| Alzheimers Family Services of Greater Beaufort <i>As partial support for an Executive Director</i> | 20010927 | \$15,000 00 |
| American Red Cross - Lorain County Chapter <i>For emergency assistance to victims of a fire</i> | 20010688 | \$1,000 00 |
| Boys & Girls Club of Lorain County <i>For general operating support and program development</i> | 20010821 | \$40,000 00 |
| Child Welfare League of America <i>In support of the Child Welfare League of America Mid-West Region Training Conference</i> | 20011060 | \$2,000 00 |
| Children's Chance <i>For participation in the Strengthening Family Service Agencies Initiative</i> | 20000285 | \$9,850 00 |
| Citizens Opposed to Domestic Abuse <i>For individual and group counseling services for victims of domestic violence</i> | 20010518 | \$6,085 00 |
| Cleveland Hearing & Speech Center <i>In support of Community Services for the Deaf and Hard of Hearing of Lorain County</i> | 20010828 | \$15,000 00 |
| Community Health Partners Foundation | 20010741 | \$41,600 00 |

The Nord Family Foundation

34 1595929

12/31/01

| Organization and Project | Grant No | Amount Paid |
|---|-----------------|--------------------|
| <i>In continued support of the Health Ministry/Parish Nursing Program, for outreach in Latino communities</i> | | |
| Compass House, Inc. <i>In support of the Women's Program, a residential treatment program for women recovering from substance abuse</i> | 20010920 | \$25,000 00 |
| The Conflict Center <i>For general operating support</i> | 20010990 | \$35,000 00 |
| Conflict Resolution Center of the West Shore, Inc. <i>For general operating support</i> | 20010592 | \$22,900 00 |
| Cross Community Coalition <i>To participate in the Strengthening Family Service Agencies Initiative, over three years</i> | 20000286 | \$13,250 00 |
| Cross Community Coalition <i>To participate in the Strengthening Family Service Agencies Initiative, over three years</i> | 20000286 | \$13,250 00 |
| Damen House <i>In support of the Residential Program</i> | 20010734 | \$10,000 00 |
| Delaware Avenue United Methodist Church <i>In support of Little Lighthouse Learning Center</i> | 20010582 | \$20,000 00 |
| Dream Riders <i>In support of a therapeutic riding program for children, as part of the Youth Philanthropy Grant Program</i> | 20010897 | \$3,000 00 |

The Nord Family Foundation

34-1595929

12/31/01

| Organization and Project | Grant No | Amount Paid |
|---|-----------------|--------------------|
| Easter Seal Society of Northwestern Ohio, Inc. <i>To participate in the Strengthening Family Service Agencies Initiative, over three years</i> | 20000287 | \$25,000 00 |
| Easter Seal Society of Northwestern Ohio, Inc. <i>in support of technology upgrades</i> | 20020143 | \$1,000 00 |
| Family Connection of South Carolina, Inc. <i>For the development of local area councils as part of statewide expansion</i> | 20011003 | \$24,000 00 |
| Family Health Productions <i>In support of "Let's Talk About Alcohol"</i> | 20020141 | \$2,000 00 |
| Far West Center <i>For start-up of The Family Program in Lorain County</i> | 20011015 | \$43,665 00 |
| The Gathering Place <i>For general operating support</i> | 20010992 | \$25,000 00 |
| Harrison Cultural Community Centre <i>For general operating support</i> | 20011018 | \$20,000 00 |
| The Health Museum of Cleveland <i>In support of school health programs for students in Lorain County</i> | 20010484 | \$8,000 00 |
| Heartland Circle <i>For general operating support and strategic planning</i> | 20010819 | \$35,000 00 |
| Human Services Inc <i>In support of the Young Fathers Program</i> | 20010583 | \$15,000 00 |
| Lorain County Alcohol and Drug Abuse Services Inc. <i>For Board training and strategic planning</i> | 20010841 | \$9,000 00 |
| Lorain County Board of Commissioners <i>In continued support of the Parent Leadership Training Institute, through the Lorain County Children and Families Council</i> | 20011008 | \$27,286 00 |

The Nord Family Foundation

34 1595929

12/31/01

| Organization and Project | Grant No | Amount Paid |
|---|-----------------|--------------------|
| Lorain County Department of Job & Family Services <i>For the Emergency Prescription Program</i> | 20010987 | \$2,000 00 |
| Lorain County Free Clinic, Inc. <i>For the Prescription Drug Program and for general operating support</i> | 20011005 | \$25,000 00 |
| Lorain County Office on Aging <i>In support of the Senior Service Implementation Project</i> | 20010818 | \$20,000 00 |
| Lorain County Safe Harbor/Genesis House <i>For education and outreach services for women with developmental disabilities who are at risk of abuse</i> | 20010838 | \$25,000 00 |
| Lorain Educational Athletic Program, Inc. <i>For general operating support</i> | 20010825 | \$10,000 00 |
| Lorain Urban Minority Alcoholism & Drug Abuse Outreach Program <i>In continued support of Project Reconnections</i> | 20010585 | \$15,454 00 |
| Lutheran Metropolitan Ministry Association <i>For coordination and promotion of programs in Lorain County, over three years</i> | 99-38 | \$6,250 00 |
| MetroHealth System <i>In support of an educational conference for survivors of brain injury and their families</i> | 20020152 | \$500 00 |
| Neighborhood House Association of Lorain County, Inc <i>In support of a fund development program</i> | 20010533 | \$40,000 00 |
| Neighborhood House Association of Lorain County, Inc. <i>To participate in the Strengthening Family Service Agencies Initiative, over three years</i> | 20000288 | \$20,802 00 |
| Neighborhood Nurturing Through Wellness <i>For general operating support</i> | 20000417 | \$10,000 00 |

The Nord Family Foundation

34-1595929

12/31/01

| Organization and Project | Grant No | Amount Paid |
|--|-----------------|--------------------|
| Neighborhood Nurturing Through Wellness <i>For general operating support</i> | 20011002 | \$10,000 00 |
| New Horizon Family Care Center, Inc. <i>For participation in the Strengthening Family Service Agencies Initiative</i> | 20000284 | \$9,850 00 |
| Nurturing Center <i>In support of the Teen Parenting Program, over three years</i> | 20000227 | \$88,000 00 |
| Oberlin Early Childhood Center <i>For child care subsidies and other supports for needy families, over two years</i> | 20010534 | \$75,350 00 |
| Oberlin Early Childhood Center <i>For general operating support</i> | 20010984 | \$20,000 00 |
| Outdoor Explorations <i>In support of "Calling All Youth," to promote integration of youth with and without disabilities</i> | 20010965 | \$15,000 00 |
| Palmetto Richland Center for Cancer Treatment and Research <i>In support of Camp Kemo, for children with cancer, as part of the Youth Philanthropy Grant Program</i> | 20010890 | \$5,000 00 |
| Personal Shelter Project <i>In support of clearinghouse for charitable services</i> | 20010846 | \$1,000 00 |
| Prevent Child Abuse South Carolina <i>For participation in the Strengthening Family Service Agencies Initiative</i> | 20000283 | \$9,850 00 |
| SafeHouse Denver, Inc. <i>For general operating support</i> | 20010700 | \$10,000 00 |
| The Salvation Army - Columbia, SC <i>For general operating support as part of the Youth Philanthropy Grant Program</i> | 20010889 | \$5,000 00 |
| The Salvation Army - Elyria, OH <i>In continued support of Community Center programs for youth</i> | 20010723 | \$25,000 00 |

The Nord Family Foundation

34 1595929

12/31/01

| Organization and Project | Grant No. | Amount Paid |
|--|-----------|----------------|
| The Salvation Army - Lorain, OH <i>In continued support of Community Center programs for youth</i> | 20010820 | \$42,000 00 |
| Samaritan Counseling Center <i>In support of counseling services for women</i> | 20010972 | \$10,000 00 |
| Save Our Children of Elyria, Inc. <i>In support of afterschool and summer programs</i> | 20010519 | \$40,000 00 |
| Sistercare, Inc. <i>In continued support of the Early Intervention Counseling Program</i> | 20010833 | \$32,547 00 |
| Strengthening Family Service Agencies Initiative | 20000289 | \$1,082 52 |
| Vincentians of Saint Joseph <i>To purchase beds for a homeless shelter in Lorain, Ohio</i> | 20011063 | \$2,000 00 |
| Vislon Rehabilitation, Inc. <i>In support of independent living services for older adults</i> | 20010540 | \$15,000 00 |
| Volunteer Guardianship Program of Lorain County <i>For general operating support, over two years</i> | 20010577 | \$7,500 00 |
| Volunteers of America of the Carolinas <i>In support of Children's Garden, a day shelter for children of homeless and needy families</i> | 20010977 | \$30,000 00 |
| Wesley United Methodist Church <i>To hire a Family Support Program coordinator, as fiscal agent for Village of Hope</i> | 20011004 | \$25,000 00 |
| | | <hr/> |
| | | \$1,195,821 52 |
| <u>Other</u> | | |
| Alonzo A Daughtery Memorial Day Care Center, Inc <i>Grant for Match [84]</i> | 20010882 | \$1,000 00 |
| American Academy of Child & Adolescent Psychiatry <i>Grant for Match [54]</i> | 20010659 | \$2,000 00 |

The Nord Family Foundation

34 1595929

12/31/01

| Organization and Project | Grant No | Amount Paid |
|--|-----------------|--------------------|
| American Lung Association of Ohio <i>Grant for Match [107]</i> | 20020150 | \$25 00 |
| American University - WAMU <i>Grant for Match [94]</i> | 20011072 | \$250 00 |
| Amherst Schools <i>Grant for Match [63]</i> | 20010667 | \$2,000 00 |
| Amherst Historical Society & Sandstone Museum Center <i>Grant for Match [89]</i> | 20011053 | \$100 00 |
| Boys & Girls Club of Lorain County <i>Grant for Match [52]</i> | 20010652 | \$100 00 |
| Buffalo State College Foundation, Inc <i>Grant for Match [38]</i> | 20010644 | \$500 00 |
| Case Western Reserve University <i>Grant for Match [56]</i> | 20010657 | \$250 00 |
| Case Western Reserve University <i>Grant for Match [59]</i> | 20010662 | \$250 00 |
| Case Western Reserve University <i>Grant for Match [71]</i> | 20010670 | \$1,000 00 |
| Case Western Reserve University <i>Grant for Match [70]</i> | 20010671 | \$1,000 00 |
| Christ House <i>Grant for Match [79]</i> | 20010712 | \$100 00 |
| Christ House <i>Grant for Match [93]</i> | 20011064 | \$250 00 |
| Clay County Animal Shelter <i>Grant for Match [104]</i> | 20020041 | \$500 00 |

The Nord Family Foundation

34 1595929

12/31/01

| Organization and Project | Grant No. | Amount Paid |
|---|------------------|--------------------|
| Cleveland Opera <i>Grant for Match [78]</i> | 20010695 | \$1,000 00 |
| Cleveland Opera <i>Grant for Match [77]</i> | 20010696 | \$1,000 00 |
| Cleveland Public Radio <i>Grant for Match [88]</i> | 20011052 | \$120 00 |
| College of Wooster <i>Grant for Match [85]</i> | 20010885 | \$100 00 |
| Common Ground <i>Grant for Match [34]</i> | 20010641 | \$100 00 |
| Community Health Partners Foundation <i>Grant for Match [99]</i> | 20020019 | \$50 00 |
| Council on Foundations <i>For 2001 membership fees</i> | 20010876 | \$9,140 00 |
| Denver Area Council, Boys Scouts of America <i>Grant for Match [86]</i> | 20010884 | \$500 00 |
| Denver Civic Theatre <i>Grant for Match [43]</i> | 20010634 | \$4,000 00 |
| Denver Civic Theatre <i>Grant for Match [44]</i> | 20010654 | \$2,500 00 |
| Firelands Association for the Visual Arts <i>Grant for Match [72]</i> | 20010681 | \$3,000 00 |
| The Gathering Place <i>Grant for Match [32]</i> | 20010655 | \$1,500 00 |
| The Gathering Place <i>Grant for Match [90]</i> | 20011058 | \$1,000 00 |
| Girl Scouts of Erie Shores, Inc. <i>Grant for Match [57]</i> | 20010656 | \$50 00 |

The Nord Family Foundation

34-1595929

12/31/01

| Organization and Project | Grant No | Amount Paid |
|---|-----------------|------------------------|
| Girl Scouts of Erie Shores, Inc. <i>Grant for Match [81]</i> | 20010873 | \$35 00 |
| Girl Scouts of Erie Shores, Inc. <i>Grant for Match [82]</i> | 20010874 | \$500 00 |
| Great Lakes Science Center <i>Grant for Match [53]</i> | 20010653 | \$250 00 |
| Great Lakes Theater Festival, Inc. <i>Grant for Match [58]</i> | 20010660 | \$250 00 |
| The Guidance Center, Inc. <i>Grant for Match [31]</i> | 20010649 | \$500 00 |
| The Guidance Center, Inc. <i>Grant for Match [102]</i> | 20020022 | \$750 00 |
| Hawken School <i>Grant for Match [41]</i> | 20010646 | \$50 00 |
| Hawken School <i>Grant for Match [74]</i> | 20010682 | \$1,250 00 |
| Heathwood Hall Episcopal School <i>Grant for Match [39]</i> | 20010639 | \$500 00 |
| Henry Sheldon Museum of Vermont History <i>Grant for Match [69]</i> | 20010672 | \$1,000 00 |
| Johns Hopkins University <i>Grant for Match [95]</i> | 20011076 | \$200 00 |
| Lake Ridge Academy <i>Grant for Match [51]</i> | 20010650 | \$250 00 |
| Loraln Civic Center Committee, Inc. <i>Grant for Match [87]</i> | 20010888 | \$500 00 |
| The MAD* Factory <i>Grant for Match [55]</i> | 20010658 | \$50 00 |
| Media Inc. | 20020136 | \$50 00 |

The Nord Family Foundation

34-1595929

12/31/01

| Organization and Project | Grant No | Amount Paid |
|--|-----------------|--------------------|
| <i>Grant for Match [106]</i> | | |
| Museum of Science <i>Grant for Match [37]</i> | 20010648 | \$300 00 |
| Musical Art Association <i>Grant for Match [75]</i> | 20010694 | \$1,000 00 |
| Neighborhood House Association of Lorain County, Inc. <i>Grant for Match [60]</i> | 20010661 | \$50 00 |
| Neighborhood House Association of Lorain County, Inc. <i>Grant for Match [103]</i> | 20020040 | \$50 00 |
| New England Aquarium <i>Grant for Match [108]</i> | 20020151 | \$400 00 |
| Oberlin College <i>Grant for Match [62]</i> | 20010663 | \$1,000 00 |
| Oberlin College <i>Grant for Match [61]</i> | 20010664 | \$100 00 |
| Oberlin College <i>Grant for Match [100]</i> | 20020021 | \$100 00 |
| Oberlin Community Services Council <i>Grant for Match [36]</i> | 20010643 | \$100 00 |
| Oberlin Early Childhood Center <i>Grant for Match [35]</i> | 20010642 | \$250 00 |
| Oberlin Early Childhood Center <i>Grant for Match [67]</i> | 20010669 | \$50 00 |
| Oberlin Early Childhood Center <i>Grant for Match [105]</i> | 20020137 | \$100 00 |
| Oberlin Historical and Improvement Organization <i>Grant for Match [101]</i> | 20020020 | \$50 00 |
| Oberlin Youth Soccer Association <i>Grant for Match [66]</i> | 20010666 | \$300 00 |

The Nord Family Foundation

34 1595929

12/31/01

| Organization and Project | Grant No | Amount Paid |
|--|-----------------|--------------------|
| Ohio Grantmakers Forum <i>For membership dues for 2001</i> | 20010843 | \$7,053 00 |
| Ohio Grantmakers Forum <i>In support of its Promotion of Philanthropy Initiative</i> | 9900231 | \$25,000 00 |
| Ohio Grantmakers Forum <i>In support of its Promotion of Philanthropy Initiative</i> | 9900231 | \$25,000 00 |
| Ohio State University <i>Grant for Match [73]</i> | 20010683 | \$100 00 |
| Ohio State University <i>Grant for Match [92]</i> | 20011061 | \$100 00 |
| The Philanthropy Roundtable <i>In support of general operating</i> | 20010919 | \$2,500 00 |
| Political Economy Research Center, Inc. (PERC) <i>Grant for Match [33]</i> | 20010640 | \$1,000 00 |
| The Salvation Army - Elyria, OH <i>Grant for Match [83]</i> | 20010875 | \$500 00 |
| The Salvation Army - Lorain, OH <i>Grant for Match [76]</i> | 20010697 | \$500 00 |
| United Way of Greater Lorain County <i>Grant for Match [68]</i> | 20010668 | \$100 00 |
| United Way of Greater Lorain County <i>Grant for Match [91]</i> | 20011059 | \$100 00 |
| United Way of Greater Lorain County <i>Grant for Match [98]</i> | 20020018 | \$100 00 |
| University of Pennsylvania Law School <i>Grant for Match [40]</i> | 20010645 | \$100 00 |
| University of South Carolina Gamecock Club <i>Grant for Match [80]</i> | 20010867 | \$3,000 00 |

The Nord Family Foundation

34-1595929

12/31/01

Organization and Project

University of South Carolina Gamecock Club
Grant for Match [97]

Grant No.

20011077

Amount

Paid

\$4,000 00

Vocational Guidance Services
Grant for Match [45]

20010651

\$500 00

\$113,023 00

\$3,811,910 07

OBERLIN COMMUNITY SERVICES COUNCIL
PARTIAL GIFT OF CHARITABLE USE PROPERTY - LAND AT FMV

31,510 00

AMOUNTS PAID TO ADMINISTER GRANTS 102,277

GRANTS REPAID -1,708

TOTAL 3,943,989

The Nord Family Foundation 34-1595929

Grants approved for future payment

1/1/02

| Payee Organization Project Title, Grant Amount | Request ID Ref. No. | Due Date | Payment Amount |
|--|---|-------------|--------------------|
| Amherst Historical Society & Sandstone Museum Center <i>In continued support of administrative costs and programming</i> | 20010785 | 1/1/02 | \$25,000 00 |
| The Center for Leadership in Education <i>To support the construction of the institute's technology resource center and administrative offices Matching dollar for last dollar</i> | 98-74 | 12/16/02 | \$100,000 00 |
| Children's Chance <i>For participation in the Strengthening Family Service Agencies Initiative</i> | 20000285 | 5/29/02 | \$4,975 00 |
| City of Amherst <i>To restore the community theatre space in City Hall for public use</i> | 20010532 | 10/28/02 | \$50,000 00 |
| Cleveland Opera <i>In support of The Campaign for Opera Excellence and the Young Artists Fund</i> | 20000200 | 1/31/02 | \$20,000 00 |
| <i>In continued support of Cleveland Opera's "Music, Words, Opera" Program with Lorain County schools, over three years</i> | 20010751 | 6/24/02 | \$25,000 00 |
| <i>In support of The Campaign for Opera Excellence and the Young Artists Fund</i> | 20000200 | 7/1/02 | \$20,000 00 |
| <i>In continued support of Cleveland Opera's "Music, Words, Opera" Program with Lorain County schools, over three years</i> | 20010751 | 6/23/03 | \$25,000 00 |
| | Total Cleveland Opera (4 items) | | <u>\$90,000 00</u> |
| The Cleveland Play House <i>To support education and outreach programs in Lorain County</i> | 20010548 | 2/11/02 | \$12,000 00 |

The Nord Family Foundation 34-1595929

Grants approved for future payment

| | | | |
|---|--|------------------|---------------------|
| <i>To support education and outreach programs in Lorain County</i> | 20010548 | 2/10/03 | \$12,000 00 |
| | Total The Cleveland Play House | | \$24,000 00 |
| | | (2 items) | |
| Cross Community Coalition | | | |
| <i>To participate in the Strengthening Family Service Agencies Initiative, over three years</i> | 20000286 | 4/8/02 | \$21,500 00 |
| Easter Seal Society of Northwestern Ohio, Inc. | | | |
| <i>To participate in the Strengthening Family Service Agencies Initiative, over three years</i> | 20000287 | 5/13/02 | \$16,200 00 |
| Elyria United Methodist Village | | | |
| <i>To support the construction of an intergenerational child daycare/community meeting facility in partnership with Linden School, over three years</i> | P98-150 | 7/15/02 | \$60,000 00 |
| <i>To support the construction of an intergenerational child daycare/community meeting facility in partnership with Linden School, over three years</i> | P98-150 | 7/15/03 | \$60,000 00 |
| | Total Elyria United Methodist Village | | \$120,000 00 |
| | | (2 items) | |
| Great Lakes Science Center | | | |
| <i>In continued support of informal science education opportunities for students and teachers</i> | 9900252 | 3/15/02 | \$25,000 00 |
| Lake Erie Nature and Science Center | | | |
| <i>To support Science Literacy in Lorain County public schools</i> | 20010572 | 2/11/02 | \$25,000 00 |
| Lorain County Access to Higher Education Program, Inc. | | | |
| <i>For continued support of Access programming in Lorain county schools over two years</i> | 20011040 | 10/28/02 | \$50,000 00 |
| Neighborhood House Association of Lorain County, Inc. | | | |
| <i>To participate in the Strengthening Family Service Agencies Initiative, over three years</i> | 20000288 | 5/13/02 | \$20,929 00 |

The Nord Family Foundation 34-1595929

Grants approved for future payment

Neighborhood Nurturing Through Wellness

For general operating support

20011002 1/31/02 \$10,000 00

New Horizon Family Care Center, Inc.

For participation in the Strengthening Family Service Agencies Initiative

20000284 4/8/02 \$4,975 00

New Sunrise Properties, Inc.

To support the construction of single-family houses on scattered sites throughout the city of Oberlin for low and moderate income families

99-25 1/1/02 \$5,000 00

To support the construction of single-family houses on scattered sites throughout the city of Oberlin for low and moderate income families

99-25 12/31/02 \$30,000 00

Total New Sunrise Properties, Inc.
(2 items) \$35,000 00

Nurturing Center

In support of the Teen Parenting Program, over three years

20000227 7/1/02 \$68,000 00

Oberlin College

For production of the opera-ballet Le Pouvoir de l'Amour

20020164 1/8/02 \$2,000 00

Oberlin Early Childhood Center

For child care subsidies and other supports for needy families, over two years

20010534 2/11/02 \$75,350 00

Oberlin Historical and Improvement Organization

To support the construction of a multi-purpose garden pavilion and parking area at Oberlin Heritage Center

98-79 1/1/02 \$40,000 00

Political Economy Research Center, Inc. (PERC)

In support of a three-part lecture series on "New Perspectives in Environmentalism The Free Market Approach," in partnership with Oberlin College

20010959 1/31/02 \$9,000 00

Prevent Child Abuse South Carolina

For participation in the Strengthening Family Service Agencies Initiative

20000283 5/29/02 \$4,975 34

The Nord Family Foundation 34-1595929

Grants approved for future payment

Properties Initiative - Amherst Historical Society

For maintenance and repair to charitable use property managed by the Amherst Historical Society for 2001

20010489 1/1/02 \$42,668 07

Properties Initiative - Oberlin Depot

For repair and maintenance of charitable use property managed by Clark Brothers for 2000

20000359 1/15/02 \$19,243 26

Second Harvest Food Bank of North Central Ohio

In support of signage for the building

20020163 1/8/02 \$2,000 00

Strengthening Family Service Agencies Initiative

20000289 12/31/02 \$45,005 28

Volunteer Guardianship Program of Lorain County

For general operating support, over two years

20010577 2/1/02 \$7,500 00

YWCA of Elyria

In support of the "Women In Secure Housing Project (WISH)," a single resident occupancy facility for homeless women with special needs, over two years

20010760 1/31/02 \$50,000 00

In support of the "Women In Secure Housing Project (WISH)," a single resident occupancy facility for homeless women with special needs, over two years

20010760 6/24/02 \$50,000 00

Total YWCA of Elyria \$100,000 00

Grand Total \$1,038,320 95

THE NORD FAMILY FOUNDATION
34-1595929

FORM 990-PF, PART I, LINE 19 - DEPRECIATION EXPENSE

| | <u>Cost</u> | <u>12/31/2000 Accumulated Depreciation</u> | <u>12/31/2001 Depreciation Expense</u> | <u>12/31/2001 Accumulated Depreciation</u> |
|-------------------------|------------------|--|--|--|
| Charitable Use Property | 2,353,307 | NONE | NONE | NONE |
| Furniture & Fixtures | 115,097 | 76,547 | 13,230 | 89,777 |
| Leasehold Improvements | <u>40,337</u> | <u>38,987</u> | <u>900</u> | <u>39,887</u> |
| | <u>2,508,741</u> | <u>115,534</u> | <u>14,130</u> | <u>129,664</u> |

FORM 990-PF

OTHER ASSETS

STATEMENT 12

| DESCRIPTION | BOOK VALUE | FAIR MARKET VALUE |
|--|------------|-------------------|
| PROGRAM RELATED INVESTMENTS | 85,714. | 85,714. |
| OTHER ASSETS | 10,601. | 10,601. |
| TOTAL TO FORM 990-PF, PART II, LINE 15 | 96,315. | 96,315. |

FORM 990-PF

PART VIII - LIST OF OFFICERS, DIRECTORS
TRUSTEES AND FOUNDATION MANAGERS

STATEMENT 13

| NAME AND ADDRESS | TITLE AND AVRG HRS/WK | COMPEN- SATION | EMPLOYEE BEN PLAN CONTRIB | EXPENSE ACCOUNT |
|--|--------------------------|-------------------|------------------------------|--------------------|
| RANDALL BARBATO 347 MIDWAY BLVD. SUITE 312 ELYRIA, OHIO 44035 | TRUSTEE PART TIME | 0. | 0. | 0. |
| VIRGINIA BARBATO 347 MIDWAY BLVD. SUITE 312 ELYRIA, OHIO 44035 | TRUSTEE PART TIME | 0. | 0. | 0. |
| ELIZABETH BAUSCH 347 MIDWAY BLVD. SUITE 312 ELYRIA, OHIO 44035 | TRUSTEE PART TIME | 0. | 0. | 0. |
| JOHN R. CLARK 347 MIDWAY BLVD. SUITE 312 ELYRIA, OHIO 44035 | TRUSTEE PART TIME | 0. | 0. | 0. |
| EMILY IGNAT 347 MIDWAY BLVD. SUITE 312 ELYRIA, OHIO 44035 | TRUSTEE PART TIME | 0. | 0. | 0. |
| JOSEPH IGNAT 347 MIDWAY BLVD. SUITE 312 ELYRIA, OHIO 44035 | TRUSTEE PART TIME | 0. | 0. | 0. |
| EMMA MASON 347 MIDWAY BLVD. SUITE 312 ELYRIA, OHIO 44035 | TRUSTEE PART TIME | 0. | 0. | 0. |
| CINDY NORD 347 MIDWAY BLVD. SUITE 312 ELYRIA, OHIO 44035 | TRUSTEE PART TIME | 0. | 0. | 0. |
| ERIC THOMAS NORD 347 MIDWAY BLVD. SUITE 312 ELYRIA, OHIO 44035 | TRUSTEE PART TIME | 0. | 0. | 0. |
| SHANNON NORD 347 MIDWAY BLVD. SUITE 312 ELYRIA, OHIO 44035 | TRUSTEE PART TIME | 0. | 0. | 0. |
| SCOTT PETERSON 347 MIDWAY BLVD. SUITE 312 ELYRIA, OHIO 44035 | TRUSTEE PART TIME | 0. | 0. | 0. |

LUIS VILLARREAL
347 MIDWAY BLVD. SUITE 312
ELYRIA, OHIO 44035

TRUSTEE
PART TIME

0. 0. 0.

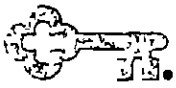
JOHN MULLANEY
347 MIDWAY BLVD. SUITE 312
ELYRIA, OHIO 44035

EXECUTIVE DIRECTOR
FULL TIME

125,000. 21,950. 0.

TOTALS INCLUDED ON 990-PF, PAGE 6, PART VIII

125,000. 21,950. 0.



Account Statement

December 31, 2001

NORD FAMILY FDN

CONS 20-10-200-1102800

Equity Asset Detail

Basic Industry

Chemical

| Shares | Description | Unit price/ Unit cost | Market value | Percent of equities | Tax cost | Estimated annual income | Yield on market | Unrealized g/l for tax cost |
|-----------------------|---|--------------------------|---------------------|------------------------|---------------------|----------------------------|--------------------|--------------------------------|
| 2,100 | AIR PRODUCTS & CHEMICALS INC Account 20-10-200-1037760 | 46 910 36 375 | 98,511 00 | 29 | 76,387 92 | 1,680 00 | 1 71 | 22,123 08 |
| 2,100 | Total | | 98,511.00 | .29 | 76,387 92 | 1,680.00 | | 22,123 08 |
| 7,200 | ARCH CHEMICALS INC Account 20-10-200-0586260 | 23 200 18 167 | 167,040 00 | 49 | 130,805 30 | 5,760 00 | 3 45 | 36,234 70 |
| 7,200 | Total | | 167,040 00 | 49 | 130,805.30 | 5,760 00 | | 36,234 70 |
| 5,800 | FULLER H B CO Account 20-10-200-0586260 | 28 770 18 669 | 166,866 00 | 49 | 108,281 03 | 4,988 00 | 2 99 | 58,584 97 |
| 5,800 | Total | | 166,866.00 | .49 | 108,281 03 | 4,988.00 | | 58,584.97 |
| 3,000 | GEORGIA GULF CORP Account 20-10-200-0586260 | 18 500 18 161 | 55,500 00 | 16 | 54,482 35 | 960 00 | 1 73 | 1,017 65 |
| 3,000 | Total | | 55,500 00 | .16 | 54,482 35 | 960 00 | | 1,017 65 |
| 1,700 | MILLIPORE CORP Account 20-10-200-1037760 | 60 700 56 083 | 103,190 00 | 30 | 95,340 89 | 748 00 | 72 | 7,849 11 |
| 1,700 | Total | | 103,190 00 | 30 | 95,340 89 | 748 00 | | 7,849 11 |
| 2,000 | PPG INDS INC Account 20-10-200-1037760 | 51 720 55 814 | 103,440 00 | 30 | 111,628 72 | 3,360 00 | 3 25 | 8,188 72- |
| 2,000 | Total | | 103,440 00 | 30 | 111,628 72 | 3,360 00 | | 8,188 72- |
| Total chemical | | | \$694,547.00 | 2.03% | \$576,926 21 | \$17,496 00 | 2 52% | \$117,620 79 |

Metals and mining

| Shares | Description | Unit price/ Unit cost | Market value | Percent of equities | Tax cost | Estimated annual income | Yield on market | Unrealized g/l for tax cost |
|--------------------------------|--|--------------------------|---------------------|------------------------|---------------------|----------------------------|--------------------|--------------------------------|
| 2,400 | ALCAN INC Account 20-10-200-0586220 | 35 930 38 516 | 86,232 00 | 25 | 92,438 40 | 1,440 00 | 1 67 | 6,206 40 |
| 2,400 | Total | | 86,232.00 | .25 | 92,438 40 | 1,440 00 | | 6,206 40- |
| 2,800 | ALCOA INC Account 20-10-200-0586220 | 35 550 34 117 | 99,540 00 | 29 | 95,526 58 | 1,680 00 | 1 69 | 4,013 42 |
| 2,800 | Total | | 99,540 00 | 29 | 95,526 58 | 1,680.00 | | 4,013 42 |
| Total metals and mining | | | \$185,772 00 | 54% | \$187,964 98 | \$3,120 00 | 1 68% | \$2,192 98- |





Account Statement

December 31, 2001

NORD FAMILY FDN

CONS 20-10-200-1102800

Equity Asset Detail

continued

Basic Industry

Paper and forest products

| Shares | Description | Unit price/ Unit cost | Market value | Percent of equities | Tax cost | Estimated annual income | Yield on market | Unrealized g/l for tax cost |
|--|---------------------------|--------------------------|---------------------|------------------------|---------------------|----------------------------|--------------------|--------------------------------|
| | GEORGIA PACIFIC CORP | 27 610 | | | | | 1 81 | |
| 2,800 | Account 20-10-200-1037760 | 28 398 | 77,308 00 | 23 | 79,515 19 | 1,400 00 | | 2,207 19 |
| 2,500 | Account 20-10-200-0586220 | 35 411 | 89,025 00 | 20 | 88,528 32 | 1,250 00 | | 19,503 32 |
| 5,300 | Total | | 146,333.00 | .43 | 168,043.51 | 2,650 00 | | 21,710 51- |
| | TEMPLE INLAND INC | 56 730 | | | | | 2 26 | |
| 2,500 | Account 20-10-200-1037760 | 51 891 | 141,825 00 | 41 | 129,727 03 | 3,200 00 | | 12,097 97 |
| 2,500 | Total | | 141,825.00 | .41 | 129,727.03 | 3,200.00 | | 12,097 97 |
| Total paper and forest products | | | \$288,158.00 | .84% | \$297,770 54 | \$5,850 00 | 2.03% | \$9,612 54- |

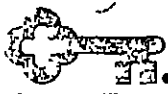
Transportation

| Shares | Description | Unit price/ Unit cost | Market value | Percent of equities | Tax cost | Estimated annual income | Yield on market | Unrealized g/l for tax cost |
|-----------------------------|---------------------------|--------------------------|---------------------|------------------------|---------------------|----------------------------|--------------------|--------------------------------|
| | CNF INC | 33 550 | | | | | 1 19 | |
| 2,100 | Account 20-10-200-1037760 | 33 678 | 70,455 00 | 21 | 70,724 31 | 840 00 | | 269 31- |
| 2,100 | Total | | 70,455 00 | .21 | 70,724.31 | 840 00 | | 269 31- |
| | COACHMEN INDS INC | 12 000 | | | | | 1 67 | |
| 9,400 | Account 20-10-200-0586260 | 12 893 | 112,800 00 | 33 | 121,190 45 | 1,880 00 | | 8,390 45- |
| 9,400 | Total | | 112,800 00 | .33 | 121,190.45 | 1,880 00 | | 8,390 45- |
| | EXPEDIA INC | 40 610 | | | | | | |
| 550 | Account 20-10-200-0586240 | 35 344 | 22,335 50 | 07 | 19,439 31 | 0 00 | | 2,896 19 |
| 550 | Total | | 22,335.50 | .07 | 19,439 31 | 0 00 | | 2,896 19 |
| | HEARTLAND EXPRESS INC | 27 770 | | | | | | |
| 4,500 | Account 20-10-200-0586260 | 11 400 | 124,965 00 | 37 | 51,300 00 | 0 00 | | 73,665 00 |
| 4,500 | Total | | 124,965 00 | .37 | 51,300 00 | 0 00 | | 73,665 00 |
| | UNION PAC CORP | 57 000 | | | | | 1 40 | |
| 1,700 | Account 20-10-200-0586220 | 47 843 | 96,900 00 | 28 | 81,333 50 | 1,360 00 | | 15,566 50 |
| 1,700 | Total | | 96,900 00 | .28 | 81,333 50 | 1,360 00 | | 15,566 50 |
| | USFREIGHTWAYS CORP | 31 400 | | | | | 1 19 | |
| 900 | Account 20-10-200-0586260 | 29 306 | 28,260 00 | 08 | 26,375 07 | 335 70 | | 1,884 93 |
| 900 | Total | | 28,260 00 | .08 | 26,375 07 | 335 70 | | 1,884 93 |
| Total transportation | | | \$455,715 50 | 1 33% | \$370,362 64 | \$4,415 70 | 97% | \$85,352 86 |

Total basic industry

\$1,624,192 50 4 75% \$1,433,024 37 \$30,881 70 1 90% \$191,168 13





Account Statement

December 31, 2001

NORD FAMILY FDN

CONS 20-10-200-1102800

Equity Asset Detail

continued

Capital goods

Machinery and manufacturing

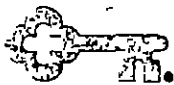
| Shares | Description | Unit price/ Unit cost | Market value | Percent of equities | Tax cost | Estimated annual income | Yield on market | Unrealized g/l for tax cost |
|--|---------------------------|--------------------------|---------------------|------------------------|---------------------|----------------------------|--------------------|--------------------------------|
| | INGERSOLL RAND CO | 43 035 | | | | | | |
| | | 12/28/01 | | | | | | |
| 900 | Account 20-10-200-0586220 | 42 635 | 38,731 77 | 11 | 38,371 50 | 0 00 | | 360 27 |
| 900 | Total | | 38,731.77 | .11 | 38,371.50 | 0 00 | | 360 27 |
| | BRIGGS & STRATTON CORP | 42 700 | | | | | 2 90 | |
| 3,500 | Account 20-10-200-0586260 | 36 858 | 149,450 00 | 44 | 129,001 57 | 4,340 00 | | 20,448 43 |
| 3,500 | Total | | 149,450.00 | 44 | 129,001.57 | 4,340.00 | | 20,448 43 |
| | CATERPILLAR INC DEL | 52 250 | | | | | 2 68 | |
| 2,100 | Account 20-10-200-0586220 | 36 237 | 109,725 00 | 32 | 76,097 25 | 2,940 00 | | 33,627 75 |
| 2,100 | Total | | 109,725.00 | 32 | 76,097.25 | 2,940 00 | | 33,627 75 |
| | IDEX CORP | 34 500 | | | | | 1 62 | |
| 2,600 | Account 20-10-200-0586260 | 23 623 | 89,700 00 | 26 | 61,418 50 | 1,456 00 | | 28,281 50 |
| 2,600 | Total | | 89,700 00 | 26 | 61,418 50 | 1,456 00 | | 28,281 50 |
| | ILLINOIS TOOL WKS INC | 67 720 | | | | | 1 30 | |
| 1,100 | Account 20-10-200-1113000 | 63 084 | 74,492 00 | 22 | 69,392 31 | 968 00 | | 5,099 69 |
| 1,100 | Total | | 74,492.00 | .22 | 69,392.31 | 968.00 | | 5,099 69 |
| | PLANTRONICS INC NEW | 25 640 | | | | | | |
| 4,200 | Account 20-10-200-0586260 | 28 907 | 107,688 00 | 31 | 113,009 54 | 0 00 | | 5,321 54 |
| 4,200 | Total | | 107,688.00 | .31 | 113,009.54 | 0 00 | | 5,321 54 |
| | THERMA-WAVE INC | 14 920 | | | | | | |
| 7,300 | Account 20-10-200-0586260 | 11 219 | 108,916.00 | 32 | 81,896 67 | 0 00 | | 27,019 33 |
| 7,300 | Total | | 108,916.00 | 32 | 81,896.67 | 0.00 | | 27,019 33 |
| | WABTEC CORP | 12 300 | | | | | 33 | |
| 5,700 | Account 20-10-200-0586260 | 12 103 | 70,110 00 | 20 | 68,987 34 | 228 00 | | 1,122 66 |
| 5,700 | Total | | 70,110 00 | .20 | 68,987 34 | 228 00 | | 1,122.66 |
| Total machinery and manufacturing | | | \$748,812 77 | 2.19% | \$638,174 68 | \$9,932.00 | 1 33% | \$110,638 09 |

Misc-Industrial

| Shares | Description | Unit price/ Unit cost | Market value | Percent of equities | Tax cost | Estimated annual income | Yield on market | Unrealized g/l for tax cost |
|--------|---------------------------|--------------------------|--------------|------------------------|------------|----------------------------|--------------------|--------------------------------|
| | STEINER LEISURE LTD | 21 250 | | | | | | |
| 5,600 | Account 20-10-200-0586260 | 18 125 | 119,000 00 | 35 | 101,500 00 | 0 00 | | 17,500 00 |
| 5,600 | Total | | 119,000 00 | 35 | 101,500 00 | 0 00 | | 17,500 00 |
| | AMETEK INC | 31 890 | | | | | 75 | |
| 5,300 | Account 20-10-200-0586260 | 21 195 | 169,017 00 | 49 | 112,332 68 | 1,272 00 | | 56,684 32 |
| 5,300 | Total | | 169,017 00 | 49 | 112,332 68 | 1,272.00 | | 56,684 32 |
| | BANTA CORP | 29 520 | | | | | 2 17 | |
| 4,300 | Account 20-10-200-0586260 | 17 873 | 126,936 00 | 37 | 76,851 75 | 2,752 00 | | 50,084 25 |
| 4,300 | Total | | 126,936 00 | 37 | 76,851 75 | 2,752 00 | | 50,084 25 |



STATEMENT 141A



Account Statement

December 31, 2001

NORD FAMILY FDN

CONS 20-10-200-1102800

Equity Asset Detail

continued

Capital goods

Misc-Industrial

| Shares | Description | Unit price/ Unit cost | Market value | Percent of equities | Tax cost | Estimated annual income | Yield on market | Unrealized g/l for tax cost |
|--------|-----------------------------|--------------------------|--------------|------------------------|------------|----------------------------|--------------------|--------------------------------|
| | CENTRAL PKG CORP | 19 640 | | | | | | |
| 3,600 | Account 20-10-200-0586260 | 15 536 | 70,704 00 | 21 | 55,929 30 | 216 00 | 31 | 14,774 70 |
| 3,600 | Total | | 70,704 00 | .21 | 55,929.30 | 216 00 | | 14,774 70 |
| | CLARCOR INC | 27 150 | | | | | 1 77 | |
| 5,100 | Account 20-10-200-0586260 | 18 884 | 138,465 00 | 40 | 96,306 54 | 2,448 00 | | 42,158 46 |
| 5,100 | Total | | 138,465.00 | .40 | 96,306 54 | 2,448.00 | | 42,158 46 |
| | EMS TECHNOLOGIES INC | 16 080 | | | | | | |
| 5,200 | Account 20-10-200-0586260 | 19 183 | 83,616 00 | 24 | 99,750 60 | 0 00 | | 16,134 60- |
| 5,200 | Total | | 83,616 00 | .24 | 99,750.60 | 0.00 | | 16,134 60- |
| | EASTMAN KODAK CO | 29 430 | | | | | 6 12 | |
| 900 | Account 20-10-200-0586220 | 44 299 | 26,487 00 | 08 | 39,869 26 | 1,620 00 | | 13,382 26- |
| 900 | Total | | 26,487.00 | .08 | 39,869 26 | 1,620 00 | | 13,382 26- |
| | EMERSON ELEC CO | 57 100 | | | | | 2 71 | |
| 700 | Account 20-10-200-0586220 | 58 984 | 39,970 00 | 12 | 41,288 50 | 1,085 00 | | 1,318 50- |
| 700 | Total | | 39,970 00 | 12 | 41,288.50 | 1,085 00 | | 1,318 50- |
| | ESTERLINE TECHNOLOGIES CORP | 16 010 | | | | | | |
| 2,400 | Account 20-10-200-0586260 | 14 285 | 38,424 00 | .11 | 34,284 86 | 0 00 | | 4,139 14 |
| 2,400 | Total | | 38,424 00 | .11 | 34,284.86 | 0.00 | | 4,139.14 |
| | GENERAL ELEC CO | 40 080 | | | | | 1 80 | |
| 5,300 | Account 20-10-200-1037760 | 26 717 | 212,424 00 | 62 | 141,597 47 | 3,816 00 | | 70,826 53 |
| 1,600 | Account 20-10-200-0586220 | 38 649 | 64,128 00 | 19 | 61,839 03 | 1,152 00 | | 2,288 97 |
| 6,900 | Account 20-10-200-1113000 | 47 676 | 276,552 00 | 81 | 328,962 67 | 4,968 00 | | 52,410 67- |
| 13,800 | Total | | 553,104.00 | 1.62 | 532,399.17 | 9,936 00 | | 20,704.83 |
| | LITTELFUSE INC | 26 240 | | | | | | |
| 4,100 | Account 20-10-200-0586260 | 22 198 | 107,584 00 | 31 | 91,012 37 | 0 00 | | 16,571 63 |
| 4,100 | Total | | 107,584.00 | 31 | 91,012 37 | 0 00 | | 16,571 63 |
| | MATTHEWS INTL CORP | 24 580 | | | | | 43 | |
| 4,100 | Account 20-10-200-0586260 | 11 250 | 100,778 00 | 29 | 46,125 00 | 430 50 | | 54,653 00 |
| 4,100 | Total | | 100,778.00 | 29 | 46,125 00 | 430 50 | | 54,653 00 |
| | MILLER HERMAN INC | 23 660 | | | | | 61 | |
| 6,700 | Account 20-10-200-0586260 | 24 297 | 158,522 00 | 46 | 162,788 39 | 971 50 | | 4 266 39- |
| 6,700 | Total | | 158,522.00 | 46 | 162,788.39 | 971 50 | | 4,266 39- |
| | MINNESOTA MNG & MFG CO | 118 210 | | | | | 2 03 | |
| 1,200 | Account 20-10-200-1037760 | 88 608 | 141,852 00 | 41 | 106,329 60 | 2,880.00 | | 35,522 40 |
| 900 | Account 20-10-200-0586220 | 112 756 | 106,389 00 | 31 | 101,479 95 | 2,160 00 | | 4,909 05 |
| 2,100 | Total | | 248,241 00 | 73 | 207,809.55 | 5,040.00 | | 40,431 45 |
| | TEXTRON INC | 41 460 | | | | | 3 14 | |
| 1,600 | Account 20-10-200-0586220 | 39 375 | 66,336 00 | 19 | 63,000 14 | 2,080 00 | | 3,335 86 |
| 1,600 | Total | | 66,336 00 | .19 | 63,000.14 | 2,080 00 | | 3,335 86 |
| | TYCO INTL LTD | 58 900 | | | | | 08 | |



STATEMENT 1411



Account Statement

December 31, 2001

NORD FAMILY FDN

CONS 20-10-200-1102800

Equity Asset Detail

continued

Capital goods

Misc-Industrial

| Shares | Description | Unit price/ Unit cost | Market value | Percent of equities | Tax cost | Estimated annual income | Yield on market | Unrealized g/l for tax cost |
|------------------------------|---------------------------|--------------------------|-----------------------|------------------------|-----------------------|----------------------------|--------------------|--------------------------------|
| 3,200 | Account 20-10-200-1037760 | 47 651 | 188,480 00 | 55 | 152,482 80 | 160 00 | | 35,997 20 |
| 5,700 | Account 20-10-200-1113000 | 18 906 | 335,730 00 | 98 | 107,765 62 | 285 00 | | 227,964 38 |
| 8,900 | Total | | 524,210.00 | 1.53 | 260,248 42 | 445.00 | | 263,961.58 |
| | UNITED TECHNOLOGIES CORP | 64 630 | | | | | 1 39 | |
| 2,000 | Account 20-10-200-0586220 | 67 148 | 129,260 00 | 38 | 134,295 30 | 1,800 00 | | 5,035 30- |
| 2,000 | Total | | 129,260 00 | 38 | 134,295 30 | 1,800.00 | | 5,035 30- |
| Total misc-Industrial | | | \$2,700,654.00 | 7.89% | \$2,155,791.83 | \$30,096.00 | 1 11% | \$544,862 17 |

Total capital goods

\$3,449,466 77 10 08% \$2,793,966 51 \$40,028 00 1.16% \$655,500 26

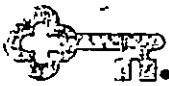
Consumer cyclicals

Automotive

| Shares | Description | Unit price/ Unit cost | Market value | Percent of equities | Tax cost | Estimated annual income | Yield on market | Unrealized g/l for tax cost |
|-------------------------|---------------------------|--------------------------|---------------------|------------------------|---------------------|----------------------------|--------------------|--------------------------------|
| | AUTOZONE INC | 71 800 | | | | | | |
| 1,200 | Account 20-10-200-0586220 | 55 588 | 86,160 00 | 25 | 66,705 00 | 0 00 | | 19,455 00 |
| 1,200 | Total | | 86,160 00 | 25 | 66,705 00 | 0 00 | | 19,455 00 |
| | BORG WARNER INC | 52 250 | | | | | 1 15 | |
| 2,400 | Account 20-10-200-0586260 | 30 685 | 125,400 00 | 37 | 73,644 00 | 1,440 00 | | 51,756 00 |
| 2,400 | Total | | 125,400.00 | 37 | 73,644 00 | 1,440 00 | | 51,756 00 |
| | CUMMINS INC | 38 540 | | | | | 3 11 | |
| 1,400 | Account 20-10-200-1037760 | 38 480 | 53,956 00 | 16 | 53,872 23 | 1,680 00 | | 83 77 |
| 1,400 | Total | | 53,956.00 | 16 | 53,872.23 | 1,680.00 | | 83 77 |
| | GENERAL MTRS CORP | 48 600 | | | | | 4 12 | |
| 1,500 | Account 20-10-200-0586220 | 58 156 | 72,900 00 | 21 | 87,233 86 | 3,000 00 | | 14,333 86- |
| 1,500 | Total | | 72,900 00 | 21 | 87,233.86 | 3,000.00 | | 14,333.86- |
| | HARLEY DAVIDSON INC | 54 310 | | | | | 22 | |
| 5,200 | Account 20-10-200-1113000 | 10 416 | 282,412 00 | 83 | 54,165 50 | 624 00 | | 228,246 50 |
| 5,200 | Total | | 282,412 00 | 83 | 54,165 50 | 624 00 | | 228,246 50 |
| | JOHNSON CTLS INC | 80 750 | | | | | 1 63 | |
| 1,100 | Account 20-10-200-0586220 | 71 740 | 88,825 00 | 26 | 78,914 00 | 1,452 00 | | 9,911 00 |
| 1,100 | Total | | 88,825 00 | 26 | 78,914 00 | 1,452 00 | | 9,911 00 |
| Total automotive | | | \$709,653.00 | 2 07% | \$414,534.59 | \$8,196 00 | 1.15% | \$295,118.41 |



STATEMENT 1411



Account Statement

December 31, 2001

NORD FAMILY FDN

CONS 20-10-200-1102800

Equity Asset Detail

continued

Consumer cyclicals

Home products

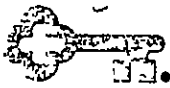
| Shares | Description | Unit price/ Unit cost | Market value | Percent of equities | Tax cost | Estimated annual income | Yield on market | Unrealized g/l for tax cost |
|----------------------------|---------------------------|--------------------------|---------------------|------------------------|---------------------|----------------------------|--------------------|--------------------------------|
| | NCI BUILDING SYS INC | 17 700 | | | | | | |
| 6,500 | Account 20-10-200-0586260 | 15 185 | 115,050 00 | 34 | 98,704.03 | 0 00 | | 16,345 97 |
| 6,500 | Total | | 115,050.00 | 34 | 98,704.03 | 0.00 | | 16,345 97 |
| | NEWELL RUBBERMAID INC | 27 570 | | | | | 3 05 | |
| 2,800 | Account 20-10-200-0586220 | 27 994 | 77,196 00 | 23 | 78,383 20 | 2,352 00 | | 1,187 20- |
| 2,800 | Total | | 77,196.00 | .23 | 78,383.20 | 2,352.00 | | 1,187 20- |
| Total home products | | | \$192,246.00 | .56% | \$177,087.23 | \$2,352.00 | 1.22% | \$15,158 77 |

Media

| Shares | Description | Unit price/ Unit cost | Market value | Percent of equities | Tax cost | Estimated annual income | Yield on market | Unrealized g/l for tax cost |
|--------|----------------------------------|--------------------------|--------------|------------------------|------------|----------------------------|--------------------|--------------------------------|
| | CABLEVISION NY GROUP | 47 450 | | | | | | |
| 1,100 | Account 20-10-200-0586240 | 55 766 | 52,195 00 | 15 | 61,342 78 | 0 00 | | 9,147 78- |
| 1,100 | Total | | 52,195.00 | .15 | 61,342.78 | 0 00 | | 9,147 78- |
| | CABLEVISION SYS CORP-RAINBOW MED | 24 700 | | | | | | |
| 1,250 | Account 20-10-200-0586240 | 19 790 | 30,875 00 | 09 | 24,737 58 | 0 00 | | 6,137 42 |
| 1,250 | Total | | 30,875 00 | 09 | 24,737 58 | 0.00 | | 6,137 42 |
| | CLEAR CHANNEL COMMUNICATIONS | 50 910 | | | | | | |
| 1,000 | Account 20-10-200-0586240 | 71 075 | 50,910 00 | 15 | 71,075 00 | 0 00 | | 20,165 00- |
| 1,900 | Account 20-10-200-1037760 | 48 756 | 96,729 00 | 28 | 92,635 90 | 0 00 | | 4,093 10 |
| 2,080 | Account 20-10-200-1113000 | 42 217 | 105,892 80 | 31 | 87,810 50 | 0 00 | | 18,082 30 |
| 4,980 | Total | | 253,531.80 | .74 | 251,521.40 | 0.00 | | 2,010.40 |
| | COX RADIO INC | 25 480 | | | | | | |
| 1,500 | Account 20-10-200-0586240 | 26 111 | 38,220 00 | 11 | 39,167 00 | 0 00 | | 947 00 |
| 1,500 | Total | | 38,220.00 | .11 | 39,167 00 | 0 00 | | 947 00 |
| | WALT DISNEY CO | 20 720 | | | | | 1 01 | |
| 6,000 | Account 20-10-200-0586220 | 31 606 | 124,320 00 | 36 | 189,634 79 | 1,260 00 | | 65,314 79- |
| 6,000 | Total | | 124,320 00 | .36 | 189,634.79 | 1,260.00 | | 65,314.79- |
| | GANNETT INC | 67 230 | | | | | 1 37 | |
| 800 | Account 20-10-200-0586220 | 61 300 | 53,784 00 | 16 | 49,040 00 | 736 00 | | 4,744 00 |
| 800 | Total | | 53,784.00 | 16 | 49,040 00 | 736 00 | | 4,744.00 |
| | GEMSTAR-TV GUIDE INTERNATIONAL | 27 700 | | | | | | |
| 900 | Account 20-10-200-0586240 | 19 233 | 24,930 00 | 07 | 17,309 52 | 0 00 | | 7,620 48 |
| 900 | Total | | 24,930 00 | .07 | 17,309 52 | 0 00 | | 7,620 48 |
| | HISPANIC BROADCASTING CORP | 25 500 | | | | | | |
| 1,400 | Account 20-10-200-0586240 | 44 250 | 35,700 00 | 10 | 61,950 00 | 0 00 | | 26,250 00- |
| 1,400 | Total | | 35,700 00 | .10 | 61,950.00 | 0 00 | | 26,250 00- |
| | HOLLINGER INTL INC | 11 700 | | | | | 4 70 | |
| 7,200 | Account 20-10-200-0586260 | 11 935 | 84,240 00 | 25 | 85,932 00 | 3,960 00 | | 1,692 00- |



STATEMENT 1411



Account Statement

December 31, 2001

NORD FAMILY FDN

CONS 20-10-200-1102800

Equity Asset Detail

continued

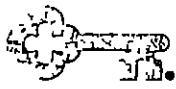
Consumer cyclical

Media

| Shares | Description | Unit price/ Unit cost | Market value | Percent of equities | Tax cost | Estimated annual income | Yield on market | Unrealized gl for tax cost |
|--------------------|------------------------------|--------------------------|-----------------------|------------------------|-----------------------|----------------------------|--------------------|-------------------------------|
| 7,200 | Total | | 84,240 00 | .25 | 85,932 00 | 3,960.00 | | 1,692 00- |
| | MCGRAW HILL COS INC | 60 980 | | | | | 1 61 | |
| 1,500 | Account 20-10-200-0586220 | 51 209 | 91,470 00 | 27 | 76,813 00 | 1,470 00 | | 14,657 00 |
| 1,500 | Total | | 91,470.00 | .27 | 76,813 00 | 1,470.00 | | 14,657 00 |
| | MEDIACOM COMMUNICATIONS CORP | 18 260 | | | | | | |
| 3,200 | Account 20-10-200-0586240 | 16 855 | 58,432 00 | 17 | 53,937 50 | 0 00 | | 4,494 50 |
| 8,500 | Account 20-10-200-0586260 | 9 008 | 155,210.00 | 45 | 76,564 44 | 0 00 | | 78,645 56 |
| 11,700 | Total | | 213,642.00 | .62 | 130,501 94 | 0 00 | | 83,140 06 |
| | NEW YORK TIMES CO | 43 250 | | | | | 1 16 | |
| 1,900 | Account 20-10-200-0586220 | 39 593 | 82,175 00 | 24 | 75,225 75 | 950 00 | | 6,949 25 |
| 1,900 | Total | | 82,175 00 | 24 | 75,225.75 | 950.00 | | 6,949 25 |
| | OMNICOM GROUP INC | 89 350 | | | | | 90 | |
| 1,800 | Account 20-10-200-1113000 | 63 418 | 160,830 00 | 47 | 114,152 04 | 1,440 00 | | 46,677 96 |
| 1,800 | Total | | 160,830.00 | .47 | 114,152 04 | 1,440.00 | | 46,677 96 |
| | R H DONNELLEY CORP | 29 050 | | | | | 2 41 | |
| 5,600 | Account 20-10-200-0586260 | 16 463 | 162,680 00 | 48 | 92,195 04 | 3,920 00 | | 70,484 96 |
| 5,600 | Total | | 162,680 00 | 48 | 92,195.04 | 3,920.00 | | 70,484 96 |
| | USA NETWORKS INC | 27 310 | | | | | | |
| 3,000 | Account 20-10-200-0586220 | 24 077 | 81,930 00 | 24 | 72,230 92 | 0 00 | | 9,699 08 |
| 3,000 | Total | | 81,930 00 | 24 | 72,230.92 | 0 00 | | 9,699 08 |
| | UNIVISION COMMUNICATIONS INC | 40 460 | | | | | | |
| 2,400 | Account 20-10-200-0586240 | 54 072 | 97,104 00 | 28 | 129,772 56 | 0 00 | | 32,668 56- |
| 2,400 | Total | | 97,104.00 | .28 | 129,772.56 | 0.00 | | 32,668 56- |
| | VIACOM INC | 44 150 | | | | | 2 56 | |
| 1,000 | Account 20-10-200-1037760 | 55 363 | 44,150 00 | 13 | 55,362 65 | 1,131 90 | | 11,212 69 |
| 2,872 | Account 20-10-200-1113000 | 54 515 | 126,798 80 | 37 | 156,565 75 | 3,250 82 | | 29,766 99 |
| 3,872 | Total | | 170,948.80 | .50 | 211,928 40 | 4,382.72 | | 40,979 60- |
| | WESTWOOD ONE INC | 30 050 | | | | | | |
| 2,800 | Account 20-10-200-0586240 | 34 023 | 84,140 00 | 25 | 95,263 79 | 0 00 | | 11,123 79- |
| 2,800 | Total | | 84,140.00 | 25 | 95,263 79 | 0 00 | | 11,123 79- |
| Total media | | | \$1,842,715 60 | 5 38% | \$1,778,718 51 | \$18,118.72 | 98% | \$63,997 09 |



STATEMENT 1/1A



Account Statement

December 31, 2001

NORD FAMILY FDN

CONS 20-10-200-1102800

Equity Asset Detail

continued

Consumer cyclicals

Misc - consumer cyclicals

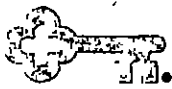
| Shares | Description | Unit price/ Unit cost | Market value | Percent of equities | Tax cost | Estimated annual income | Yield on market | Unrealized g/l for tax cost |
|--|---|--------------------------|---------------------|------------------------|---------------------|----------------------------|--------------------|--------------------------------|
| 5,900 | ARCTIC CAT INC Account 20-10-200-0586260 | 17 000 10 109 | 100,300 00 | 29 | 59,640 66 | 1,416 00 | 1 41 | 40,659 34 |
| 5,900 | Total | | 100,300 00 | .29 | 59,640 66 | 1,416 00 | | 40,659 34 |
| 2,400 | BLOCK H & R INC Account 20-10-200-0586220 | 44 700 36 633 | 107,280 00 | 31 | 87,920 16 | 1,536 00 | 1 43 | 19,359 84 |
| 2,400 | Total | | 107,280 00 | .31 | 87,920.16 | 1,536 00 | | 19,359 84 |
| 7,200 | CENDANT CORPORATION Account 20-10-200-1113000 | 19 610 17 329 | 141,192 00 | 41 | 124,770 09 | 0 00 | | 16,421 91 |
| 7,200 | Total | | 141,192 00 | .41 | 124,770.09 | 0.00 | | 16,421 91 |
| 2,200 | EBAY INC Account 20-10-200-0586240 | 68 900 73.148 | 147,180 00 | 43 | 160,925 00 | 0 00 | | 13,745 00- |
| 2,200 | Total | | 147,180 00 | .43 | 160,925.00 | 0.00 | | 13,745 00- |
| 350 | HOTEL RESERVATIONS NETWORK INC Account 20-10-200-0586240 | 46 000 32 253 | 16,100 00 | 05 | 11,288 55 | 0 00 | | 4,811 45 |
| 350 | Total | | 16,100.00 | 05 | 11,288.55 | 0 00 | | 4,811 45 |
| 650 | ROBERT HALF INTL INC Account 20-10-200-0586240 | 26 700 22 618 | 17,355 00 | 05 | 14,701 99 | 0 00 | | 2,653 01 |
| 650 | Total | | 17,355.00 | 05 | 14,701.99 | 0.00 | | 2,653 01 |
| Total misc - consumer cyclicals | | | \$529,407.00 | 1 55% | \$459,246 45 | \$2,952.00 | .56% | \$70,160 55 |

Retail food/drug

| Shares | Description | Unit price/ Unit cost | Market value | Percent of equities | Tax cost | Estimated annual income | Yield on market | Unrealized g/l for tax cost |
|-------------------------------|---|--------------------------|---------------------|------------------------|---------------------|----------------------------|--------------------|--------------------------------|
| 2,700 | ALBERTSONS INC Account 20-10-200-0586220 | 31 490 33 866 | 85,023 00 | 25 | 91,437 93 | 2,052 00 | 2 41 | 6,414 93- |
| 2,700 | Total | | 85,023 00 | .25 | 91,437.93 | 2,052 00 | | 6,414 93- |
| 4,200 | KROGER CO Account 20-10-200-0586220 | 20 870 22 286 | 87,654 00 | 26 | 93,600 75 | 0 00 | | 5,946 75- |
| 2,800 | SYSCO CORP Account 20-10-200-1037760 | 17 350 26 220 | 58,436 00 | 17 | 48,580 56 | 0 00 | | 9,855 44 |
| 7,000 | Total | | 146,090 00 | 43 | 142,181.31 | 0 00 | 1 37 | 3,908 69 |
| 1,800 | SYSCO CORP Account 20-10-200-1113000 | 26 220 28 394 | 47,196 00 | 14 | 51,108 72 | 648.00 | | 3,912 72- |
| 1,800 | Total | | 47,196 00 | 14 | 51,108 72 | 648 00 | | 3,912.72- |
| Total retail food/drug | | | \$278,309 00 | 81% | \$284,727.96 | \$2,700.00 | .97% | \$6,418 96- |



STATEMENT 1411



Account Statement

December 31, 2001

NORD FAMILY FDN

CONS 20-10-200-1102800

Equity Asset Detail

continued

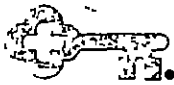
Consumer cyclicals

Retail

| Shares | Description | Unit price/ Unit cost | Market value | Percent of equities | Tax cost | Estimated annual income | Yield on market | Unrealized gain for tax cost |
|---------------|--------------------------------------|--------------------------|-------------------|------------------------|-------------------|----------------------------|--------------------|---------------------------------|
| | BED BATH & BEYOND INC | 33 900 | | | | | | |
| 3,100 | Account 20-10-200-0586240 | 12 313 | 105,090 00 | 31 | 38,168 75 | 0 00 | | 66,921 25 |
| 6,600 | Account 20-10-200-1113000 | 5 641 | 223,740 00 | 65 | 37,228 12 | 0 00 | | 186,511 88 |
| 2,000 | Account 20-10-200-1037760 | 23 757 | 67,800 00 | 20 | 47,514 80 | 0 00 | | 20,285 20 |
| 11,700 | Total | | 396,630.00 | 1.16 | 122,911.67 | 0 00 | | 273,718 33 |
| | BEST BUY INC | 74 480 | | | | | | |
| 1,100 | Account 20-10-200-1037760 | 48 822 | 81,928 00 | .24 | 53,704 64 | 0 00 | | 28,223 36 |
| 1,100 | Account 20-10-200-1113000 | 61 767 | 81,928 00 | .24 | 67,943 50 | 0 00 | | 13,984 50 |
| 500 | Account 20-10-200-0586220 | 70 048 | 37,240 00 | .11 | 35,024 00 | 0 00 | | 2,216 00 |
| 2,700 | Total | | 201,096.00 | .59 | 156,672.14 | 0 00 | | 44,423.86 |
| | BRADY CORP | 36 600 | | | | | 2 08 | |
| 2,400 | Account 20-10-200-0586260 | 25 060 | 87,840 00 | .26 | 60,144 00 | 1,824 00 | | 27,696 00 |
| 2,400 | Total | | 87,840.00 | .26 | 60,144 00 | 1,824 00 | | 27,696.00 |
| | CLAIRE'S STORES INC | 15 100 | | | | | 1 06 | |
| 4,900 | Account 20-10-200-0586260 | 13 736 | 73,990 00 | .22 | 67,304 67 | 784 00 | | 6,685 33 |
| 4,900 | Total | | 73,990 00 | .22 | 67,304 67 | 784.00 | | 6,685 33 |
| | COSTCO WHOLESALE CORP | 44 380 | | | | | | |
| 700 | Account 20-10-200-1113000 | 42 057 | 31,066.00 | .09 | 29,440 12 | 0 00 | | 1,625 88 |
| 700 | Total | | 31,066.00 | .09 | 29,440 12 | 0 00 | | 1,625 88 |
| | DRESS BARN INC | 25 010 | | | | | | |
| 7,800 | Account 20-10-200-0586260 | 23 059 | 195,078.00 | .57 | 179,857 59 | 0 00 | | 15,220 41 |
| 7,800 | Total | | 195,078.00 | .57 | 179,857.59 | 0.00 | | 15,220 41 |
| | FEDERATED DEPT STORES INC DEL | 40 900 | | | | | | |
| 2,400 | Account 20-10-200-0586220 | 38 654 | 98,160 00 | .29 | 92,768 65 | 0 00 | | 5,391 35 |
| 2,400 | Total | | 98,160.00 | .29 | 92,768 65 | 0 00 | | 5,391 35 |
| | HOME DEPOT INC | 51 010 | | | | | 39 | |
| 2,500 | Account 20-10-200-1037760 | 33 137 | 127,525 00 | .37 | 82,842 57 | 500 00 | | 44,682 43 |
| 2,825 | Account 20-10-200-1113000 | 14 905 | 144,103 25 | .42 | 42,107 52 | 565 00 | | 101,995 73 |
| 5,325 | Total | | 271,628.25 | .79 | 124,950.09 | 1,065 00 | | 146,678 16 |
| | KOHL'S CORP | 70 440 | | | | | | |
| 3,300 | Account 20-10-200-1113000 | 8 796 | 232,452 00 | .68 | 29,027 62 | 0 00 | | 203,424 38 |
| 3,300 | Total | | 232,452.00 | .68 | 29,027 62 | 0 00 | | 203,424 38 |
| | LOWES COS INC | 46 410 | | | | | 17 | |
| 1,600 | Account 20-10-200-1037760 | 45 272 | 74,256 00 | .22 | 72,435 04 | 128 00 | | 1,820 96 |
| 1,800 | Account 20-10-200-1113000 | 37 606 | 83,538 00 | .24 | 67,691 11 | 144 00 | | 15,846 89 |
| 3,400 | Total | | 157,794 00 | .46 | 140,126 15 | 272.00 | | 17,667 85 |
| | PAYLESS SHOESOURCE INC | 56 150 | | | | | | |
| 3,100 | Account 20-10-200-0586260 | 45 665 | 174,065 00 | .51 | 141,561 43 | 0 00 | | 32,503 57 |
| 3,100 | Total | | 174,065.00 | .51 | 141,561.43 | 0 00 | | 32,503.57 |
| | JC PENNEY CO INC | 26.900 | | | | | 1 86 | |



STATEMENT 141A



Account Statement

December 31, 2001

NORD FAMILY FDN

CONS 20-10-200-1102800

Equity Asset Detail

continued

Consumer cyclicals

Retail

| Shares | Description | Unit price/ Unit cost | Market value | Percent of equities | Tax cost | Estimated annual income | Yield on market | Unrealized g/l for tax cost |
|---------------------|---------------------------|--------------------------|-----------------------|------------------------|-----------------------|----------------------------|--------------------|--------------------------------|
| 1,500 | Account 20-10-200-0586220 | 25 400 | 40,350 00 | 12 | 38,100 00 | 750 00 | | 2,250 00 |
| 1,500 | Total | | 40,350.00 | .12 | 38,100.00 | 750 00 | | 2,250.00 |
| | SEARS ROEBUCK & CO | 47 640 | | | | | 1 93 | |
| 2,500 | Account 20-10-200-0586220 | 26 530 | 119,100 00 | 35 | 66,325 00 | 2,300 00 | | 52,775 00 |
| 2,500 | Total | | 119,100.00 | 35 | 66,325.00 | 2,300.00 | | 52,775.00 |
| | STAPLES INC | 18 700 | | | | | | |
| 2,400 | Account 20-10-200-0586220 | 16 328 | 44,880.00 | 13 | 39,186 00 | 0 00 | | 5,694 00 |
| 2,400 | Total | | 44,880.00 | .13 | 39,186.00 | 0.00 | | 5,694 00 |
| | TJX COS INC NEW | 39 860 | | | | | 45 | |
| 2,500 | Account 20-10-200-0586220 | 28 184 | 99,650 00 | 29 | 70,460 50 | 450 00 | | 29,189 50 |
| 2,100 | Account 20-10-200-1037760 | 33 700 | 83,706 00 | 24 | 70,770 00 | 378 00 | | 12,936 00 |
| 4,600 | Total | | 183,356.00 | .54 | 141,230.50 | 828.00 | | 42,125 50 |
| | TARGET CORP | 41 050 | | | | | 54 | |
| 2,900 | Account 20-10-200-1037760 | 31 540 | 119,045 00 | 35 | 91,486 00 | 638 00 | | 27,579 00 |
| 1,600 | Account 20-10-200-1113000 | 37 461 | 65,680 00 | 19 | 59,937 38 | 352 00 | | 5,742 62 |
| 4,500 | Total | | 184,725 00 | .54 | 151,403.38 | 990 00 | | 33,321 62 |
| | TIMBERLAND CO | 37 080 | | | | | | |
| 2,500 | Account 20-10-200-0586260 | 29 049 | 92,700 00 | 27 | 72,621 37 | 0 00 | | 20,078 63 |
| 2,500 | Total | | 92,700.00 | .27 | 72,621.37 | 0.00 | | 20,078 63 |
| | WAL MART STORES INC | 57 550 | | | | | 49 | |
| 3,400 | Account 20-10-200-1037760 | 54 842 | 195,670 00 | 57 | 186,461 96 | 952 00 | | 9,208 04 |
| 3,400 | Total | | 195,670 00 | .57 | 186,461.96 | 952 00 | | 9,208 04 |
| Total retail | | | \$2,780,580 25 | 8 12% | \$1,840,092.34 | \$9,765 00 | 35% | \$940,487.91 |

Total consumer cyclicals

\$6,332,910 85 18 50% \$4,954,407 08 \$44,083.72 .70% \$1,378,503 77

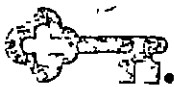
Consumer staples

Food/beverage/misc-staples

| Shares | Description | Unit price/ Unit cost | Market value | Percent of equities | Tax cost | Estimated annual income | Yield on market | Unrealized g/l for tax cost |
|--------|---------------------------|--------------------------|------------------|------------------------|------------------|----------------------------|--------------------|--------------------------------|
| | ANHEUSER BUSCH COS INC | 45 210 | | | | | 1 59 | |
| 1,600 | Account 20-10-200-1037760 | 31 441 | 72,336 00 | 21 | 50,305 76 | 1,152 00 | | 22,030 24 |
| 1,600 | Total | | 72,336 00 | 21 | 50,305.76 | 1,152 00 | | 22,030 24 |
| | ARCHER DANIELS MIDLAND CO | 14 350 | | | | | 1 39 | |
| 2,400 | Account 20-10-200-0586220 | 15 578 | 34,440 00 | 10 | 37,387 60 | 480 00 | | 2,947 60- |
| 2,400 | Total | | 34,440 00 | 10 | 37,387 60 | 480 00 | | 2,947 60- |
| | CAMPBELL SOUP CO | 29 870 | | | | | 2 11 | |



STATEMENT 1/11



Account Statement

December 31, 2001

NORD FAMILY FDN

CONS 20-10-200-1102800

Equity Asset Detail

continued

Consumer staples

Food/beverage/misc-staples

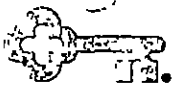
| Shares | Description | Unit price/ Unit cost | Market value | Percent of equities | Tax cost | Estimated annual income | Yield on market | Unrealized g/l for tax cost |
|---|---------------------------|--------------------------|---------------------|------------------------|---------------------|----------------------------|--------------------|--------------------------------|
| 3,500 | Account 20-10-200-0586220 | 29 468 | 104,545 00 | 31 | 103,139 66 | 2,205 00 | | 1,405 34 |
| 3,500 | Total | | 104,545.00 | 31 | 103,139.66 | 2,205 00 | | 1,405.34 |
| | CONAGRA FOODS INC | 23 770 | | | | | 3 95 | |
| 1,600 | Account 20-10-200-0586220 | 22.160 | 38,032 00 | 11 | 35,456 00 | 1,504 00 | | 2,576 00 |
| 1,600 | Total | | 38,032 00 | .11 | 35,456.00 | 1,504 00 | | 2,576 00 |
| | FLOWERS FOODS INC | 39 920 | | | | | | |
| 1,920 | Account 20-10-200-0586260 | 20 194 | 76,646 40 | 22 | 38,772 32 | 0 00 | | 37,874 08 |
| 1,920 | Total | | 76,646.40 | .22 | 38,772.32 | 0 00 | | 37,874 08 |
| | LANDRYS RESTAURANTS INC | 18 650 | | | | | 54 | |
| 10,900 | Account 20-10-200-0586260 | 8 251 | 203,285 00 | 59 | 89,937 67 | 1,090 00 | | 113,347 33 |
| 10,900 | Total | | 203,285 00 | .59 | 89,937 67 | 1,090 00 | | 113,347 33 |
| | PEPSI BOTTLING GROUP INC | 23 500 | | | | | 17 | |
| 2,400 | Account 20-10-200-0586220 | 22 837 | 56,400 00 | 16 | 54,808 45 | 96 00 | | 1,591 55 |
| 2,400 | Total | | 56,400 00 | .16 | 54,808 45 | 96.00 | | 1,591 55 |
| | PEPSICO INC | 48 690 | | | | | 1 19 | |
| 2,000 | Account 20-10-200-1037760 | 47 491 | 97,380 00 | 28 | 94,982 90 | 1,160 00 | | 2,397 10 |
| 2,000 | Total | | 97,380 00 | .28 | 94,982.90 | 1,160 00 | | 2,397 10 |
| | SAFEWAY INC | 41 750 | | | | | | |
| 1,700 | Account 20-10-200-1113000 | 48 813 | 70,975 00 | 21 | 82,982 13 | 0 00 | | 12,007 13- |
| 1,700 | Total | | 70,975.00 | .21 | 82,982.13 | 0.00 | | 12,007.13- |
| | SARA LEE CORP | 22 230 | | | | | 2 70 | |
| 4,700 | Account 20-10-200-0586220 | 18 863 | 104,481 00 | 31 | 88,654 60 | 2,820 00 | | 15,826 40 |
| 4,700 | Total | | 104,481 00 | 31 | 88,654 60 | 2,820 00 | | 15,826 40 |
| | TRICON GLOBAL RESTAURANTS | 49 200 | | | | | | |
| 1,900 | Account 20-10-200-0586220 | 44 848 | 93,480 00 | 27 | 85,206 64 | 0 00 | | 8,273 36 |
| 1,900 | Total | | 93,480 00 | .27 | 85,206.64 | 0 00 | | 8,273 36 |
| Total food/beverage/misc-staples | | | \$952,000 40 | 2.78% | \$761,633.73 | \$10,507 00 | 1.10% | \$190,366 67 |

Drugs

| Shares | Description | Unit price/ Unit cost | Market value | Percent of equities | Tax cost | Estimated annual income | Yield on market | Unrealized g/l for tax cost |
|--------|---------------------------|--------------------------|--------------|------------------------|------------|----------------------------|--------------------|--------------------------------|
| | ABGENIX INC | 33 640 | | | | | | |
| 2,000 | Account 20-10-200-0586240 | 58 192 | 67,280 00 | 20 | 116,384 19 | 0 00 | | 49,104 19- |
| 2,000 | Total | | 67,280 00 | 20 | 116,384 19 | 0 00 | | 49,104 19- |
| | ALLERGAN INC | 75 050 | | | | | 48 | |
| 1,500 | Account 20-10-200-1113000 | 62 290 | 112,575 00 | 33 | 93,435 59 | 540 00 | | 19,139 41 |
| 1,500 | Total | | 112,575.00 | .33 | 93,435 59 | 540 00 | | 19,139.41 |
| | AMERICAN HOME PRODS CORP | 61 360 | | | | | 1 50 | |
| 2,300 | Account 20-10-200-1037760 | 58 368 | 141,128 00 | 41 | 134,241 70 | 2,116 00 | | 6,886 30 |



STATEMENT 141A



Account Statement

December 31, 2001

NORD FAMILY FDN

CONS 20-10-200-1102800

Equity Asset Detail

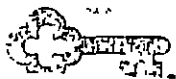
continued

Consumer staples

Drugs

| Shares | Description | Unit price/ Unit cost | Market value | Percent of equities | Tax cost | Estimated annual income | Yield on market | Unrealized g/l for tax cost |
|--------|---------------------------|--------------------------|--------------|------------------------|------------|----------------------------|--------------------|--------------------------------|
| 2,300 | Total | | 141,128.00 | .41 | 134,241.70 | 2,116 00 | | 6,886 30 |
| | AMGEN INC | 56 440 | | | | | | |
| 800 | Account 20-10-200-1037760 | 68 286 | 45,152 00 | 13 | 54,828 40 | 0 00 | | 9,476 40 |
| 3,000 | Account 20-10-200-1113000 | 48 603 | 169,320 00 | 49 | 145,808 22 | 0 00 | | 23,511 78 |
| 3,800 | Total | | 214,472 00 | 63 | 200,436.62 | 0 00 | | 14,035.38 |
| | ANDRX GROUP | 70 410 | | | | | | |
| 1,050 | Account 20-10-200-0586240 | 46 377 | 73,930 50 | 22 | 48,896 04 | 0 00 | | 25,234 46 |
| 1,050 | Total | | 73,930 50 | .22 | 48,696.04 | 0 00 | | 25,234 46 |
| | BIOVAIL CORP | 56 250 | | | | | | |
| 1,600 | Account 20-10-200-0586220 | 43 180 | 90,000 00 | 26 | 69,055 52 | 0 00 | | 20,944 48 |
| 1,600 | Total | | 90,000 00 | .26 | 69,055 52 | 0.00 | | 20,944 48 |
| | BRISTOL-MYERS SQUIBB CO | 51 000 | | | | | 2 20 | |
| 3,500 | Account 20-10-200-0586220 | 54 003 | 178,500 00 | 52 | 189,008 77 | 3,920 00 | | 10,508 77- |
| 900 | Account 20-10-200-1113000 | 52 417 | 45,900 00 | 13 | 47,175 14 | 1,008 00 | | 1,275 14- |
| 2,200 | Account 20-10-200-1037760 | 56 238 | 112,200 00 | 33 | 123,724 24 | 2,464 00 | | 11,524 24- |
| 6,600 | Total | | 336,600 00 | 98 | 359,908.15 | 7,392 00 | | 23,308 15- |
| | CHIRON CORP | 43 840 | | | | | | |
| 700 | Account 20-10-200-0586220 | 51 830 | 30,688 00 | 09 | 36,281 00 | 0 00 | | 5,593 00- |
| 700 | Total | | 30,688 00 | .09 | 36,281.00 | 0 00 | | 5,593.00- |
| | ELAN PLC | 45 060 | | | | | | |
| 400 | Account 20-10-200-1113000 | 60 232 | 18,024 00 | 05 | 24,092 98 | 0 00 | | 6,068 98- |
| 400 | Total | | 18,024.00 | 05 | 24,092.96 | 0 00 | | 6,068 96- |
| | GENENTECH INC | 54 250 | | | | | | |
| 1,000 | Account 20-10-200-0586240 | 90 713 | 54,250 00 | 16 | 90,712 50 | 0 00 | | 36,462 50- |
| 1,000 | Total | | 54,250.00 | .16 | 90,712 50 | 0 00 | | 36,462 50- |
| | GILEAD SCIENCES INC | 65 720 | | | | | | |
| 1,000 | Account 20-10-200-0586240 | 36 094 | 65,720 00 | 19 | 36,093 75 | 0 00 | | 29,626 25 |
| 1,000 | Total | | 65,720 00 | 19 | 36,093 75 | 0 00 | | 29,626 25 |
| | HUMAN GENOME SCIENCES INC | 33 720 | | | | | | |
| 800 | Account 20-10-200-0586240 | 40 333 | 26,976 00 | 08 | 32,266 51 | 0 00 | | 5,290 51- |
| 800 | Total | | 26,976 00 | 08 | 32,266 51 | 0 00 | | 5,290 51- |
| | IMCLONE SYSTEMS INC | 46 460 | | | | | | |
| 1,107 | Account 20-10-200-1037760 | 59 991 | 51,431 22 | 15 | 66,409 50 | 0 00 | | 14,978 28- |
| 1,107 | Total | | 51,431 22 | 15 | 66,409 50 | 0 00 | | 14,978 28- |
| | IMMUNEX CORP NEW | 27 710 | | | | | | |
| 1,300 | Account 20-10-200-1037760 | 25 730 | 36,023 00 | 11 | 33,449.00 | 0 00 | | 2,574 00 |
| 1,300 | Total | | 36,023 00 | 11 | 33,449 00 | 0 00 | | 2,574 00 |
| | IVAX CORP | 20.140 | | | | | | |
| 2,100 | Account 20-10-200-1113000 | 33 454 | 42,294 00 | 12 | 70,254.08 | 210 00. | 50 | 27,960 08- |
| 2,100 | Total | | 42,294.00 | .12 | 70,254 08 | 210.00 | | 27,960 08- |





Account Statement

December 31, 2001

NORD FAMILY FDN

CONS 20-10-200-1102800

Equity Asset Detail

continued

Consumer staples

Drugs

| Shares | Description | Unit price/ Unit cost | Market value | Percent of equities | Tax cost | Estimated annual income | Yield on market | Unrealized g/l for tax cost |
|--------------------|----------------------------------|--------------------------|-----------------------|------------------------|-----------------------|----------------------------|--------------------|--------------------------------|
| | KING PHARMACEUTICALS INC | 42 130 | | | | | | |
| 1,233 | Account 20-10-200-1113000 | 42 058 | 51,948 29 | 15 | 51,857 78 | 0 00 | | 88 |
| 1,233 | Total | | 51,948 29 | .15 | 51,857.78 | 0 00 | | 88 |
| | MERCK & CO INC | 68 800 | | | | | 2 38 | |
| 1,700 | Account 20-10-200-0586220 | 69 017 | 99,960 00 | 29 | 117,329 00 | 2,380 00 | | 17,369 00- |
| 1,700 | Total | | 99,960 00 | .29 | 117,329.00 | 2,380 00 | | 17,369 00- |
| | PFIZER INC | 39 850 | | | | | 1 30 | |
| 3,200 | Account 20-10-200-0586220 | 41 160 | 127,520 00 | 37 | 131,711 04 | 1,664 00 | | 4,191 04- |
| 6,400 | Account 20-10-200-1113000 | 42 604 | 255,040 00 | 75 | 272,664 67 | 3,328 00 | | 17,624 67- |
| 4,275 | Account 20-10-200-1037760 | 8 270 | 170,358.75 | 50 | 35,355 22 | 2,223 00 | | 135,003 53 |
| 13,875 | Total | | 552,918.75 | 1.62 | 439,730 93 | 7,215.00 | | 113,187 82 |
| | PHARMACIA CORP | 42 650 | | | | | 1 27 | |
| 1,300 | Account 20-10-200-1037760 | 40 991 | 55,445 00 | 16 | 53,287 65 | 702 00 | | 2,157 35 |
| 1,300 | Total | | 55,445.00 | 16 | 53,287 65 | 702.00 | | 2,157 35 |
| | SCHERING PLOUGH CORP | 35 810 | | | | | 1 79 | |
| 2,000 | Account 20-10-200-0586220 | 52 889 | 71,620 00 | 21 | 105,778 00 | 1,280 00 | | 34,158 00- |
| 2,000 | Total | | 71,620.00 | .21 | 105,778.00 | 1,280.00 | | 34,158 00- |
| | SEPRACOR INC | 57 060 | | | | | | |
| 900 | Account 20-10-200-0586240 | 96 972 | 51,354 00 | 15 | 87,275 00 | 0 00 | | 35,921 00- |
| 900 | Total | | 51,354 00 | 15 | 87,275.00 | 0.00 | | 35,921.00- |
| | VERTEX PHARMACEUTICALS INC | 24 590 | | | | | | |
| 600 | Account 20-10-200-0586240 | 69 197 | 14,754 00 | 04 | 41,518 00 | 0 00 | | 28,764 00- |
| 600 | Total | | 14,754 00 | .04 | 41,518.00 | 0 00 | | 28,764.00- |
| | WEST PHARMACEUTICAL SERVICES INC | 26 600 | | | | | 2 86 | |
| 3,900 | Account 20-10-200-0586280 | 25 295 | 103,740 00 | 30 | 98,650 80 | 2,964 00 | | 5,089 |
| 3,900 | Total | | 103,740 00 | 30 | 98,650 80 | 2,964 00 | | 5,089 |
| Total drugs | | | \$2,363,129.76 | 6 90% | \$2,407,144.27 | \$24,799 00 | 1 05% | \$44,014 51- |

Health care

| Shares | Description | Unit price/ Unit cost | Market value | Percent of equities | Tax cost | Estimated annual income | Yield on market | Unrealized g/l for tax cost |
|--------|---------------------------|--------------------------|--------------|------------------------|------------|----------------------------|--------------------|--------------------------------|
| | ABBOTT LABS | 55 750 | | | | | 1 51 | |
| 2,400 | Account 20-10-200-0586220 | 46 456 | 133,800 00 | 39 | 111,494 56 | 2,016 00 | | 22,305 44 |
| 1,900 | Account 20-10-200-1113000 | 49 969 | 105,925 00 | 31 | 94,941 26 | 1,596 00 | | 10,983 74 |
| 4,300 | Total | | 239,725 00 | .70 | 206,435 82 | 3,612 00 | | 33,289 18 |
| | BAXTER INTL INC | 53 630 | | | | | 1 09 | |
| 900 | Account 20-10-200-1037760 | 34 160 | 48,267 00 | 14 | 30,743 64 | 523 80 | | 17,523 36 |
| 4,500 | Account 20-10-200-1113000 | 36 758 | 241,335 00 | 71 | 165,409 95 | 2,619 00 | | 75,925 05 |
| 5,400 | Total | | 289,602 00 | 85 | 196,153 59 | 3,142.80 | | 93,448 41 |



STATEMENT 1411



Account Statement

December 31, 2001

NORD FAMILY FDN

CONS 20-10-200-1102800

Equity Asset Detail

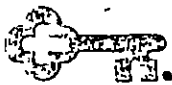
continued

Consumer staples

Health care

| Shares | Description | Unit price/ Unit cost | Market value | Percent of equities | Tax cost | Estimated annual income | Yield on market | Unrealized g/l for tax cost |
|--------|----------------------------|--------------------------|--------------|------------------------|------------|----------------------------|--------------------|--------------------------------|
| 2,700 | BECKMAN COULTER INC | 44 300 | | | | | | |
| | Account 20-10-200-0586260 | 23 811 | 119,610 00 | 35 | 64,290 37 | 918 00 | 77 | 55,319 00 |
| 2,700 | Total | | 119,610 00 | 35 | 64,290.37 | 918 00 | | 55,319 00 |
| 2,900 | BOSTON SCIENTIFIC CORP | 24 120 | | | | | | |
| | Account 20-10-200-0586220 | 22 777 | 69,948 00 | 20 | 66,053 90 | 0 00 | | 3,894 10 |
| 2,900 | Total | | 69,948.00 | .20 | 66,053.90 | 0 00 | | 3,894 10 |
| 1,800 | CARDINAL HEALTH INC | 64 660 | | | | | 15 | |
| | Account 20-10-200-1113000 | 73 268 | 116,388 00 | 34 | 131,883 28 | 180 00 | | 15,495 28- |
| 1,800 | Total | | 116,388.00 | 34 | 131,883 28 | 180.00 | | 15,495 28- |
| 1,200 | GENZYME CORP GENL DIVISION | 59 860 | | | | | | |
| | Account 20-10-200-1113000 | 54 055 | 71,832 00 | 21 | 64,866 24 | 0 00 | | 6,965 76 |
| 1,200 | Total | | 71,832 00 | 21 | 64,866 24 | 0 00 | | 6,965 76 |
| 1,000 | GUIDANT CORP | 49 800 | | | | | 05 | |
| | Account 20-10-200-0586220 | 37 499 | 49,800 00 | 15 | 37,498 70 | 25 00 | | 12,301 30 |
| 1,000 | Total | | 49,800 00 | .15 | 37,498 70 | 25 00 | | 12,301 30 |
| 2,400 | HCA INC | 38 540 | | | | | 21 | |
| | Account 20-10-200-1113000 | 43 850 | 92,496 00 | 27 | 105,240 04 | 192 00 | | 12,744 04- |
| 3,100 | Account 20-10-200-1037760 | 44 389 | 119,474 00 | 35 | 137,606 63 | 248 00 | | 18,132 63- |
| 5,500 | Total | | 211,970 00 | .62 | 242,846 67 | 440 00 | | 30,876 67- |
| 1,800 | JOHNSON & JOHNSON | 59 100 | | | | | 1 22 | |
| | Account 20-10-200-0586220 | 36 025 | 106,380 00 | 31 | 64,844 46 | 1,296 00 | | 41,535 54 |
| 900 | Account 20-10-200-1037760 | 47 384 | 53,190 00 | 16 | 42,645 37 | 648 00 | | 10,544 63 |
| 2,700 | Total | | 159,570.00 | .47 | 107,489.83 | 1,944 00 | | 52,080 17 |
| 2,400 | MCKESSON CORP | 37 400 | | | | | 64 | |
| | Account 20-10-200-0586220 | 31 896 | 89,760 00 | 26 | 76,551 36 | 576 00 | | 13,208 00 |
| 2,400 | Total | | 89,760.00 | 26 | 76,551 36 | 576 00 | | 13,208 00 |
| 3,000 | MEDTRONIC INC | 51 210 | | | | | 45 | |
| | Account 20-10-200-1113000 | 14 192 | 153,630 00 | 45 | 42,576 25 | 690 00 | | 111,053 75 |
| 3,000 | Total | | 153,630.00 | .45 | 42,576.25 | 690 00 | | 111,053 75 |
| 5,600 | OMNICARE INC | 24 880 | | | | | 36 | |
| | Account 20-10-200-0586260 | 14 450 | 139,328 00 | 41 | 80,920 82 | 504 00 | | 58,407 18 |
| 5,600 | Total | | 139,328 00 | .41 | 80,920.82 | 504 00 | | 58,407 18 |
| 5,800 | ORTHODONTIC CTRS AMER INC | 30 500 | | | | | | |
| | Account 20-10-200-0586260 | 17 810 | 176,900 00 | 52 | 103,298 00 | 0 00 | | 73,602 00 |
| 5,800 | Total | | 176,900 00 | 52 | 103,298 00 | 0 00 | | 73,602 00 |
| 3,800 | RENAL CARE GROUP INC | 32 100 | | | | | | |
| | Account 20-10-200-0586260 | 21 036 | 121,980 00 | 36 | 79,937 94 | 0 00 | | 42,042 06 |
| 3,800 | Total | | 121,980 00 | .36 | 79,937.94 | 0 00 | | 42,042 06 |
| 600 | ST JUDE MED INC | 77 650 | | | | | | |
| | Account 20-10-200-0586220 | 71 740 | 46,590 00 | 14 | 43,044 00 | 0 00 | | 3,546 00 |





Account Statement

December 31, 2001

NORD FAMILY FDN

CONS 20-10-200-1102800

Equity Asset Detail

continued

Consumer staples

Health care

| Shares | Description | Unit price/ Unit cost | Market value | Percent of equities | Tax cost | Estimated annual income | Yield on market | Unrealized g/l for tax cost |
|--------------------------|-------------------------------|--------------------------|-----------------------|------------------------|-----------------------|----------------------------|--------------------|--------------------------------|
| 600 | Total | | 46,590 00 | .14 | 43,044.00 | 0 00 | | 3,546 00 |
| | SYBRON DENTAL SPECIALTIES INC | 21 580 | | | | | | |
| 5,100 | Account 20-10-200-0586260 | 15 693 | 110,058 00 | 32 | 80,035 86 | 0 00 | | 30,022 |
| 5,100 | Total | | 110,058 00 | .32 | 80,035.86 | 0 00 | | 30,022.14 |
| | TENET HEALTHCARE CORP | 58 720 | | | | | | |
| 1,300 | Account 20-10-200-1037760 | 39 070 | 76,336 00 | 22 | 50,791 00 | 0 00 | | 25,545 00 |
| 1,900 | Account 20-10-200-0586220 | 24 950 | 111,568 00 | 33 | 47,405 00 | 0 00 | | 64,163 00 |
| 3,200 | Total | | 187,904 00 | 55 | 98,196.00 | 0 00 | | 89,708 00 |
| | UNITEDHEALTH GROUP INC | 70 770 | | | | | 04 | |
| 1,500 | Account 20-10-200-0586220 | 25 515 | 108,155 00 | 31 | 38,272 50 | 45 00 | | 67,882 50 |
| 3,600 | Account 20-10-200-1113000 | 60 497 | 254,772 00 | 74 | 217,788 67 | 108 00 | | 36,983 33 |
| 5,100 | Total | | 360,927 00 | 1.05 | 256,061.17 | 153 00 | | 104,865 83 |
| 170 | ZIMMER HOLDINGS INC | 30 540 | | | | | | |
| 170 | Account 20-10-200-1113000 | 27 372 | 5,191 80 | 02 | 4,653 22 | 0 00 | | 538 58 |
| 170 | Total | | 5,191.80 | .02 | 4,653.22 | 0 00 | | 538 58 |
| Total health care | | | \$2,720,713 80 | 7 95% | \$1,982,793.02 | \$12,184 80 | 45% | \$737,920 78 |

Tobacco

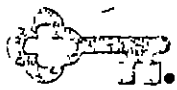
| Shares | Description | Unit price/ Unit cost | Market value | Percent of equities | Tax cost | Estimated annual income | Yield on market | Unrealized g/l for tax cost |
|----------------------|---------------------------|--------------------------|--------------------|------------------------|--------------------|----------------------------|--------------------|--------------------------------|
| | PHILIP MORRIS COS INC | 45 850 | | | | | 5 06 | |
| 1,400 | Account 20-10-200-0586220 | 20 024 | 64,190 00 | 19 | 28,034 02 | 3,248 00 | | 36,155 98 |
| 1,400 | Total | | 64,190 00 | 19 | 28,034.02 | 3,248.00 | | 36,155.98 |
| Total tobacco | | | \$64,190 00 | .19% | \$28,034.02 | \$3,248.00 | 5.06% | \$36,155 98 |

Soaps/personal care

| Shares | Description | Unit price/ Unit cost | Market value | Percent of equities | Tax cost | Estimated annual income | Yield on market | Unrealized g/l for tax cost |
|--------|---------------------------|--------------------------|--------------|------------------------|------------|----------------------------|--------------------|--------------------------------|
| | CLOROX CO DEL | 39 550 | | | | | 2 12 | |
| 1,000 | Account 20-10-200-0586220 | 38 855 | 39,550 00 | 12 | 38,855 30 | 840 00 | | 694 70 |
| 1,000 | Total | | 39,550 00 | .12 | 38,855.30 | 840 00 | | 694 70 |
| | COLGATE PALMOLIVE CO | 57 750 | | | | | 1 25 | |
| 700 | Account 20-10-200-0586220 | 55 500 | 40,425 00 | 12 | 38,850 00 | 504 00 | | 1,575 00 |
| 2,800 | Account 20-10-200-1113000 | 44 435 | 161,700 00 | 47 | 124,418 42 | 2,016 00 | | 37,281 58 |
| 2,000 | Account 20-10-200-1037760 | 32 112 | 115,500 00 | 34 | 64,223 37 | 1,440 00 | | 51,276 63 |
| 5,500 | Total | | 317,625 00 | .93 | 227,491.79 | 3,960.00 | | 90,133 21 |
| | KIMBERLY CLARK CORP | 59 800 | | | | | 1 87 | |
| 1,100 | Account 20-10-200-1037760 | 63 480 | 65,780 00 | 19 | 69,828 39 | 1,232 00 | | 4,048 39- |



STATEMENT 141A



Account Statement

December 31, 2001

NORD FAMILY FDN

CONS 20-10-200-1102800

Equity Asset Detail

continued

Consumer staples

Soaps/personal care

| Shares | Description | Unit price/ Unit cost | Market value | Percent of equities | Tax cost | Estimated annual income | Yield on market | Unrealized g/l for tax cost |
|----------------------------------|---------------------------|--------------------------|---------------------|------------------------|---------------------|----------------------------|--------------------|--------------------------------|
| 1,100 | Total | | 65,780.00 | .19 | 69,828.39 | 1,232.00 | | 4,048.39- |
| | ONEIDA LTD | 12 950 | | | | | 62 | |
| 3,900 | Account 20-10-200-0586260 | 18 217 | 50,505 00 | 15 | 71,046 87 | 312 00 | | 20,541 |
| 3,900 | Total | | 50,505 00 | .15 | 71,046 87 | 312.00 | | 20,541 87- |
| | PROCTER & GAMBLE CO | 79 130 | | | | | 1 92 | |
| 1,300 | Account 20-10-200-1037760 | 71 303 | 102,869 00 | 30 | 92,693 71 | 1,976 00 | | 10,175 29 |
| 1,500 | Account 20-10-200-0586220 | 71 645 | 118,695 00 | 35 | 107,468 19 | 2,280 00 | | 11,226 81 |
| 2,800 | Total | | 221,564 00 | 65 | 200,161.90 | 4,256 00 | | 21,402.10 |
| Total soaps/personal care | | | \$695,024.00 | 2.03% | \$607,384.25 | \$10,600 00 | 1 53% | \$87,639 75 |

Total consumer staples

\$6,795,057 96 19 85% \$5,786,989 29 \$61,338.80 .90% \$1,008,068 67

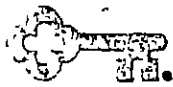
Energy

Oil

| Shares | Description | Unit price/ Unit cost | Market value | Percent of equities | Tax cost | Estimated annual income | Yield on market | Unrealized g/l for tax cost |
|--------|---------------------------|--------------------------|--------------|------------------------|------------|----------------------------|--------------------|--------------------------------|
| | AMERADA HESS CORP | 62 500 | | | | | 1 92 | |
| 1,100 | Account 20-10-200-0586220 | 75 137 | 68,750 00 | 20 | 82,650 40 | 1,320 00 | | 13,900 40- |
| 1,100 | Total | | 68,750.00 | 20 | 82,650.40 | 1,320.00 | | 13,900 40- |
| | BURLINGTON RESOURCES INC | 37.540 | | | | | 1 47 | |
| 900 | Account 20-10-200-0586220 | 42 456 | 33,786 00 | 10 | 38,210 04 | 495 00 | | 4,424 00- |
| 900 | Total | | 33,786 00 | .10 | 38,210.04 | 495.00 | | 4,424. |
| | CABOT OIL & GAS CORP | 24 050 | | | | | 67 | |
| 4,100 | Account 20-10-200-0586260 | 21 801 | 98,605 00 | 29 | 89,384 22 | 656 00 | | 9,220 78 |
| 4,100 | Total | | 98,605.00 | 29 | 89,384 22 | 656 00 | | 9,220.78 |
| | CONOCO INC | 28 300 | | | | | 2 69 | |
| 3,400 | Account 20-10-200-0586220 | 21 927 | 96,220 00 | 28 | 74,551 00 | 2,584 00 | | 21,669 00 |
| 3,400 | Total | | 96,220 00 | .28 | 74,551 00 | 2,584 00 | | 21,669 00 |
| | EOG RESOURCES INC | 39 110 | | | | | 41 | |
| 2,000 | Account 20-10-200-1037760 | 20 270 | 78,220 00 | 23 | 40,540 90 | 320 00 | | 37,679 10 |
| 2,000 | Total | | 78,220 00 | 23 | 40,540.90 | 320 00 | | 37,679 10 |
| | EXXON MOBIL CORP | 39 300 | | | | | 2 34 | |
| 4,000 | Account 20-10-200-1037760 | 35 521 | 157,200 00 | 46 | 142,084 87 | 3,680 00 | | 15,115 13 |
| 4,000 | Total | | 157,200 00 | 46 | 142,084.87 | 3,680 00 | | 15,115 13 |
| | HALLIBURTON CO | 13 100 | | | | | 3.82 | |
| 1,300 | Account 20-10-200-0586220 | 28 740 | 17,030 00 | 05 | 37,362.00 | 650.00 | | 20,332 00- |
| 1,300 | Total | | 17,030.00 | .05 | 37,362.00 | 650.00 | | 20,332 00- |



STATEMENT 14(1)



Account Statement

December 31, 2001

NORD FAMILY FDN

CONS 20-10-200-1102800

Equity Asset Detail

continued

Energy

Oil

| Shares | Description | Unit price/ Unit cost | Market value | Percent of equities | Tax cost | Estimated annual income | Yield on market | Unrealized g/l for tax cost |
|------------------|---|--------------------------|-----------------------|------------------------|-----------------------|----------------------------|--------------------|--------------------------------|
| 5,900 | HOUSTON EXPL CO Account 20-10-200-0586260 | 33 580 24 772 | 198,122.00 | 58 | 146,156 85 | 0 00 | | 51,965.15 |
| 5,900 | Total | | 198,122.00 | .58 | 146,156.85 | 0.00 | | 51,965.15 |
| 2,200 | NABORS INDS INC Account 20-10-200-1037760 | 34 330 32 555 | 75,528 00 | 22 | 71,620 48 | 0 00 | | 3,905 52 |
| 2,200 | Total | | 75,528 00 | .22 | 71,620.48 | 0 00 | | 3,905.52 |
| 3,200 | OCCIDENTAL PETE CORP DEL Account 20-10-200-0586220 | 26 530 21 564 | 84,896 00 | 25 | 69,003 52 | 3,200 00 | 3 77 | 15,892 48 |
| 3,200 | Total | | 84,896 00 | .25 | 69,003 52 | 3,200.00 | | 15,892.48 |
| 1,700 | PHILLIPS PETROLEUM CO Account 20-10-200-0586220 | 60 260 37 455 | 102,442 00 | 30 | 63,673 50 | 2,448 00 | 2.39 | 38,768 50 |
| 800 | Account 20-10-200-1037760 | 58 856 | 36,156 00 | 11 | 35,313 60 | 864 00 | | 842 40 |
| 2,300 | Total | | 138,598.00 | .40 | 98,987.10 | 3,312.00 | | 39,610 90 |
| 10,600 | PRIDE INTERNATIONAL INC Account 20-10-200-0586260 | 15 100 16 012 | 160,060 00 | 47 | 169,723 57 | 0 00 | | 9,663 57- |
| 10,600 | Total | | 160,060.00 | .47 | 169,723.57 | 0.00 | | 9,663 57- |
| 700 | ROYAL DUTCH PETROLEUM Account 20-10-200-0586220 | 49 020 51 207 | 34,314 00 | 10 | 35,845 04 | 839 30 | 2 45 | 1,531 04- |
| 700 | Total | | 34,314 00 | .10 | 35,845.04 | 839 30 | | 1,531 04- |
| 2,900 | USX MARATHON GROUP Account 20-10-200-0586220 | 30 000 24 075 | 87,000 00 | 25 | 69,817 50 | 2,668 00 | 3 07 | 17,182 50 |
| 2,900 | Total | | 87,000.00 | .25 | 69,817.50 | 2,668.00 | | 17,182.50 |
| Total oil | | | \$1,328,327 00 | 3.88% | \$1,165,937.49 | \$19,724 30 | 1.48% | \$162,389 51 |

Total energy

\$1,328,327.00 3.88% \$1,165,937.49 \$19,724.30 1.48% \$162,389 51

Financial

Banks

| Shares | Description | Unit price/ Unit cost | Market value | Percent of equities | Tax cost | Estimated annual income | Yield on market | Unrealized g/l for tax cost |
|--------|---|--------------------------|-------------------|------------------------|-------------------|----------------------------|--------------------|--------------------------------|
| 3,000 | BANK OF AMERICA CORP Account 20-10-200-0586220 | 62 950 48 067 | 188,850 00 | 55 | 144,199 97 | 7,200 00 | 3 81 | 44,650 03 |
| 1,400 | Account 20-10-200-1113000 | 59 701 | 88,130 00 | 26 | 83,581 40 | 3,360 00 | | 4,548 60 |
| 4,400 | Total | | 276,980.00 | .81 | 227,781.37 | 10,560 00 | | 49,198 63 |
| 7,900 | BANKNORTH GROUP INC Account 20-10-200-0586260 | 22 520 11 066 | 177,908 00 | 52 | 87,418 24 | 4,266 00 | 2 40 | 90,489 76 |
| 7,900 | Total | | 177,908.00 | .52 | 87,418 24 | 4,266 00 | | 90,489 76 |



STATEMENT 1/11



Account Statement

December 31, 2001

NORD FAMILY FDN

CONS 20-10-200-1102800

Equity Asset Detail

continued

Financial

Banks

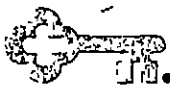
| Shares | Description | Unit price/ Unit cost | Market value | Percent of equities | Tax cost | Estimated annual income | Yield on market | Unrealized g/l for tax cost |
|--------------------|---|--------------------------|-----------------------|------------------------|-----------------------|----------------------------|--------------------|--------------------------------|
| 1,900 | CHITTENDEN CORP Account 20-10-200-0586260 | 27 600 23 924 | 52,440 00 | 15 | 45,455 29 | 1,444 00 | 2 75 | 6,984 71 |
| 1,900 | Total | | 52,440.00 | 15 | 45,455.29 | 1,444.00 | | 6,984 71 |
| 12,300 | COLONIAL BANGROUP INC Account 20-10-200-0586260 | 14 090 9.026 | 173,307.00 | 51 | 111,013 91 | 5,904 00 | 3 41 | 62,293 09 |
| 12,300 | Total | | 173,307.00 | .51 | 111,013.91 | 5,904 00 | | 62,293.09 |
| 3,000 | CULLEN FROST BANKERS INC Account 20-10-200-0586260 | 30 880 27 638 | 92,640 00 | 27 | 82,915 20 | 2,580 00 | 2 78 | 9,724 80 |
| 3,000 | Total | | 92,640.00 | .27 | 82,915 20 | 2,580 00 | | 9,724 80 |
| 2,300 | FLEETBOSTON FINANCIAL CORP Account 20-10-200-1113000 | 36 500 40 755 | 83,950 00 | 25 | 93,735 98 | 3,220 00 | 3 84 | 9,785 98- |
| 2,300 | Total | | 83,950.00 | .25 | 93,735.98 | 3,220.00 | | 9,785.98- |
| 1,760 | JP MORGAN CHASE & CO Account 20-10-200-0586220 | 36 350 29 456 | 63,976 00 | 19 | 51,843 08 | 2,393 60 | 3 74 | 12,132 92 |
| 1,760 | Total | | 63,976.00 | .19 | 51,843 08 | 2,393 60 | | 12,132.92 |
| 12,700 | LOCAL FINANCIAL CORP Account 20-10-200-0586260 | 13 990 8 018 | 177,673 00 | 52 | 101,831 27 | 0 00 | | 75,841 73 |
| 12,700 | Total | | 177,673.00 | .52 | 101,831.27 | 0 00 | | 75,841 73 |
| 3,300 | NATIONAL CITY CORP Account 20-10-200-0586220 | 29 240 18 787 | 96,492 00 | 28 | 61,998 09 | 3,894 00 | 4 04 | 34,493 91 |
| 3,300 | Total | | 96,492.00 | .28 | 61,998.09 | 3,894 00 | | 34,493 91 |
| 2,000 | SOUTHTRUST CORP Account 20-10-200-0586220 | 24 670 21 027 | 49,340 00 | 14 | 42,054 23 | 1,120 00 | 2 27 | 7,285 77 |
| 2,000 | Total | | 49,340 00 | .14 | 42,054.23 | 1,120.00 | | 7,285.77 |
| 2,900 | WELLS FARGO COMPANY Account 20-10-200-1037760 | 43 470 47 070 | 126,063.00 | 37 | 136,504 00 | 3,016 00 | 2 39 | 10,441 00 |
| 2,900 | Total | | 126,063.00 | .37 | 136,504 00 | 3,016 00 | | 10,441 00- |
| Total banks | | | \$1,370,769.00 | 4 01% | \$1,042,550.66 | \$38,397 60 | 2 80% | \$328,218.34 |

Financial services

| Shares | Description | Unit price/ Unit cost | Market value | Percent of equities | Tax cost | Estimated annual income | Yield on market | Unrealized g/l for tax cost |
|--------|--|--------------------------|-------------------|------------------------|-------------------|----------------------------|--------------------|--------------------------------|
| 2,866 | CITIGROUP INC Account 20-10-200-1037760 | 50 480 34 850 | 144,575 68 | 42 | 99,881 28 | 1,834 24 | 1 27 | 44,794 40 |
| 4,733 | Account 20-10-200-1113000 | 12 471 | 238,921 84 | 70 | 59,023 67 | 3,029 12 | | 179,898 17 |
| 7,599 | Total | | 383,597.52 | 1.12 | 158,904.95 | 4,863.36 | | 224,692 57 |
| 3,465 | COMMERCE BANCSHARES INC Account 20-10-200-0586260 | 38 990 33 739 | 135,100 35 | 39 | 116,905 50 | 2,217 60 | 1 64 | 18,194 85 |
| 3,465 | Total | | 135,100 35 | .39 | 116,905.50 | 2,217 60 | | 18,194 85 |



STATEMENT 1/11



Account Statement

December 31, 2001

NORD FAMILY FDN

CONS 20-10-200-1102800

Equity Asset Detail

continued

Financial

Financial services

| Shares | Description | Unit price/ Unit cost | Market value | Percent of equities | Tax cost | Estimated annual income | Yield on market | Unrealized g/l for tax cost |
|--------|--|--------------------------|--------------|------------------------|------------|----------------------------|--------------------|--------------------------------|
| 2,000 | FREDDIE MAC Account 20-10-200-0586220 | 65 400 54.168 | 130,800 00 | 38 | 108,336 60 | 1,600 00 | 1 22 | 22,463 40 |
| 2,000 | Total | | 130,800.00 | 38 | 108,336 60 | 1,600.00 | | 22,463 40 |
| | FANNIE MAE | 79 500 | | | | | 1 51 | |
| 1,800 | Account 20-10-200-0586220 | 69 470 | 143,100 00 | 42 | 125,046 00 | 2,160 00 | | 18,054 00 |
| 1,300 | Account 20-10-200-1037760 | 59 168 | 103,350 00 | 30 | 76,918 72 | 1,560 00 | | 26,431 28 |
| 2,000 | Account 20-10-200-1113000 | 79 023 | 159,000 00 | 46 | 158,045 14 | 2,400 00 | | 954 86 |
| 5,100 | Total | | 405,450.00 | 1.18 | 360,009.86 | 6,120 00 | | 45,440 14 |
| | FULTON FINL CORP PA | 21 830 | | | | | 3 11 | |
| 6,300 | Account 20-10-200-0586260 | 21 615 | 137,529 00 | 40 | 136,174 45 | 4,284 00 | | 1,354 55 |
| 6,300 | Total | | 137,529 00 | 40 | 136,174.45 | 4,284 00 | | 1,354 55 |
| | HOUSEHOLD INTERNATIONAL INC | 57 940 | | | | | 1 52 | |
| 1,900 | Account 20-10-200-0586220 | 63 021 | 110,086 00 | 32 | 119,740 70 | 1,672 00 | | 9,654 70- |
| 2,800 | Account 20-10-200-1113000 | 49 489 | 162,232 00 | 47 | 138,569 86 | 2,464 00 | | 23,662 14 |
| 1,500 | Account 20-10-200-1037760 | 58 935 | 86,910 00 | 25 | 88,402 73 | 1,320 00 | | 1,492 73- |
| 6,200 | Total | | 359,228.00 | 1 05 | 346,713.29 | 5,456 00 | | 12,514 71 |
| | JEFFERIES GROUP INC | 42 310 | | | | | 47 | |
| 2,300 | Account 20-10-200-0586260 | 29 863 | 97,313 00 | 28 | 68,684 58 | 460 00 | | 28,628 42 |
| 2,300 | Total | | 97,313.00 | 28 | 68,684 58 | 460 00 | | 28,628 42 |
| | LEHMAN BROS HLDGS INC | 66 800 | | | | | 42 | |
| 1,400 | Account 20-10-200-0586220 | 33 953 | 93,520 00 | 27 | 47,533 50 | 392 00 | | 45,986 50 |
| 1,400 | Total | | 93,520 00 | 27 | 47,533.50 | 392 00 | | 45,986 50 |
| | MBNA CORP | 35 200 | | | | | 1 02 | |
| 2,200 | Account 20-10-200-1113000 | 33 823 | 77,440 00 | 23 | 74,409 64 | 792 00 | | 3,030 36 |
| 2,200 | Total | | 77,440 00 | 23 | 74,409.64 | 792.00 | | 3,030.36 |
| | MERRILL LYNCH & CO INC | 52 120 | | | | | 1 23 | |
| 2,100 | Account 20-10-200-1037760 | 51 574 | 109,452 00 | 32 | 108,306 42 | 1,344 00 | | 1,145 58 |
| 2,100 | Total | | 109,452.00 | 32 | 108,306 42 | 1,344.00 | | 1,145 58 |
| | MORGAN STANLEY DEAN WITTER & CO | 55 940 | | | | | 1 64 | |
| 2,200 | Account 20-10-200-0586220 | 59 090 | 123,068 00 | 36 | 129,998 29 | 2,024 00 | | 6,930 29- |
| 2,200 | Total | | 123,068.00 | .36 | 129,998 29 | 2,024.00 | | 6,930 29- |
| | PMI GROUP INC | 67 010 | | | | | 24 | |
| 1,600 | Account 20-10-200-1037760 | 54 482 | 107,216 00 | 31 | 87,171 38 | 256 00 | | 20,044 62 |
| 1,600 | Total | | 107,216 00 | .31 | 87,171.38 | 256.00 | | 20,044 62 |
| | T ROWE PRICE GROUP INC | 34 730 | | | | | 1 84 | |
| 1,000 | Account 20-10-200-0586240 | 33 750 | 34,730 00 | 10 | 33,750 00 | 640 00 | | 980 00 |
| 1,000 | Total | | 34,730.00 | .10 | 33,750 00 | 640.00 | | 980 00 |
| | RAYMOND JAMES FINANCIAL INC | 35 520 | | | | | 1 01 | |
| 300 | Account 20-10-200-0586260 | 27 903 | 10,656 00 | 03 | 8,370 99 | 108 00 | | 2,285 01 |
| 300 | Total | | 10,656.00 | 03 | 8,370 99 | 108 00 | | 2,285 01 |





Account Statement

December 31, 2001

NORD FAMILY FDN

CONS 20-10-200-1102800

Equity Asset Detail

continued

Financial

Financial services

| Shares | Description | Unit price/ Unit cost | Market value | Percent of equities | Tax cost | Estimated annual income | Yield on market | Unrealized g/l for tax cost |
|---------------------------------|---------------------------|--------------------------|-----------------------|------------------------|-----------------------|----------------------------|--------------------|--------------------------------|
| | USA EDUCATION-INC | 84 020 | | | | | 95 | |
| 1,000 | Account 20-10-200-0586220 | 82 636 | 84,020 00 | 25 | 82,636 19 | 800 00 | | 1,383 81 |
| 1,000 | Total | | 84,020.00 | 25 | 82,636.19 | 800.00 | | 1,383 81 |
| | WASHINGTON MUT INC | 32 700 | | | | | 2 94 | |
| 2,200 | Account 20-10-200-0586220 | 22 975 | 71,940 00 | 21 | 50,544 63 | 2,112 00 | | 21,395 37 |
| 2,800 | Account 20-10-200-1037760 | 37 310 | 91,560 00 | 27 | 104,467 43 | 2,888 00 | | 12,907 43- |
| 5,000 | Total | | 163,500 00 | .48 | 155,012 06 | 4,800 00 | | 8,487.94 |
| | WEBSTER FINL CORP CONN | 31 530 | | | | | 2 16 | |
| 3,600 | Account 20-10-200-0586260 | 32 302 | 113,508.00 | 33 | 116,286 52 | 2,448 00 | | 2,778 52- |
| 3,600 | Total | | 113,508.00 | .33 | 116,286 52 | 2,448.00 | | 2,778 52- |
| Total financial services | | | \$2,566,127 87 | 7.50% | \$2,139,204.22 | \$38,604.96 | 1 50% | \$426,923 65 |

Insurance

| Shares | Description | Unit price/ Unit cost | Market value | Percent of equities | Tax cost | Estimated annual income | Yield on market | Unrealized g/l for tax cost |
|--------|---------------------------------|--------------------------|--------------|------------------------|------------|----------------------------|--------------------|--------------------------------|
| | EVEREST RE GROUP LTD | 70 700 | | | | | 40 | |
| 1,300 | Account 20-10-200-1037760 | 64 103 | 91,910 00 | 27 | 83,333 86 | 364 00 | | 8,576 14 |
| 1,300 | Total | | 91,910.00 | 27 | 83,333.86 | 364 00 | | 8,576.14 |
| | AMERICAN INTL GROUP INC | 79 400 | | | | | 21 | |
| 1,151 | Account 20-10-200-1037760 | 23 337 | 91,389 40 | 27 | 26,860 61 | 193 37 | | 64,528 79 |
| 1,674 | Account 20-10-200-1113000 | 6 079 | 132,915 60 | .39 | 10,176 43 | 281 23 | | 122,739 17 |
| 2,825 | Total | | 224,305 00 | 66 | 37,037 04 | 474 60 | | 187,267 96 |
| | CINCINNATI FINL CORP | 38 150 | | | | | 2 20 | |
| 200 | Account 20-10-200-0586240 | 40 657 | 7,630.00 | 02 | 8,131 34 | 168 00 | | 501 00 |
| 200 | Total | | 7,630 00 | 02 | 8,131 34 | 168.00 | | 501 00 |
| | DELPHI FINL GROUP INC | 33 300 | | | | | 84 | |
| 3,800 | Account 20-10-200-0586260 | 34 327 | 126,540 00 | 37 | 130,442 28 | 1,064 00 | | 3,902 28- |
| 3,800 | Total | | 126,540 00 | 37 | 130,442.28 | 1,064.00 | | 3,902 28- |
| | JOHN HANCOCK FINANCIAL SRVS INC | 41 300 | | | | | 75 | |
| 2,200 | Account 20-10-200-0586220 | 39 704 | 90,860 00 | 27 | 87,349 08 | 682 00 | | 3,510 92 |
| 2,200 | Total | | 90,860.00 | 27 | 87,349 08 | 682.00 | | 3,510 92 |
| | JEFFERSON PILOT CORP | 46 270 | | | | | 2 38 | |
| 800 | Account 20-10-200-0586220 | 42.570 | 37,016 00 | 11 | 34,056 00 | 880 00 | | 2,960 00 |
| 800 | Total | | 37,016.00 | 11 | 34,056 00 | 880 00 | | 2,960 00 |
| | LINCOLN NATL CORP IND | 48 570 | | | | | 2.64 | |
| 1,500 | Account 20-10-200-0586220 | 42 584 | 72,855 00 | 21 | 63,876.30 | 1,920 00 | | 8,978 70 |
| 1,500 | Total | | 72,855 00 | .21 | 63,876 30 | 1,920.00 | | 8,978.70 |
| | LOEWS CORP | 55.380 | | | | | 1'08 | |
| 1,700 | Account 20-10-200-0586220 | 54 553 | 94,146 00 | 28 | 92,740 89 | 1,020 00 | | 1,405 11 |



STATEMENT 1411



Account Statement

December 31, 2001

NORD FAMILY FDN

CONS 20-10-200-1102800

Equity Asset Detail

continued

Financial

Insurance

| Shares | Description | Unit price/ Unit cost | Market value | Percent of equities | Tax cost | Estimated annual income | Yield on market | Unrealized g/l for tax cost |
|------------------------|----------------------------|--------------------------|-----------------------|------------------------|-----------------------|----------------------------|--------------------|--------------------------------|
| 1,700 | Total | | 94,146.00 | .28 | 92,740.89 | 1,020.00 | 1.97 | 1,405.11 |
| | MARSH & MCLENNAN COS INC | 107.450 | | | | | | |
| 1,000 | Account 20-10-200-1037760 | 81.809 | 107,450.00 | 31 | 81,809.20 | 2,120.00 | | 25,640.00 |
| 1,200 | Account 20-10-200-1113000 | 93.361 | 128,940.00 | 38 | 112,033.72 | 2,544.00 | | 16,906.28 |
| 2,200 | Total | | 236,390.00 | .69 | 193,842.92 | 4,664.00 | | 42,547.08 |
| | METLIFE INC | 31.680 | | | | | 63 | |
| 3,700 | Account 20-10-200-0586220 | 29.541 | 117,216.00 | 34 | 109,300.60 | 740.00 | | 7,915.40 |
| 3,700 | Total | | 117,216.00 | .34 | 109,300.60 | 740.00 | | 7,915.40 |
| | PROGRESSIVE CORP OHIO | 149.300 | | | | | 19 | |
| 500 | Account 20-10-200-0586220 | 113.972 | 74,650.00 | 22 | 56,986.20 | 140.00 | | 17,663.80 |
| 500 | Total | | 74,650.00 | .22 | 56,986.20 | 140.00 | | 17,663.80 |
| | REINSURANCE GROUP AMER INC | 33.280 | | | | | 72 | |
| 4,100 | Account 20-10-200-0586260 | 33.724 | 136,448.00 | 40 | 138,268.47 | 984.00 | | 1,820.47- |
| 4,100 | Total | | 136,448.00 | .40 | 138,268.47 | 984.00 | | 1,820.47- |
| Total Insurance | | | \$1,309,966.00 | 3.83% | \$1,035,364.98 | \$13,100.60 | 1.00% | \$274,601.02 |

Total financial

\$5,246,862.87 15.33% \$4,217,119.86 \$90,103.16 1.72% \$1,029,743.01

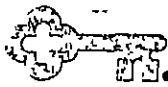
Technology

Aerospace

| Shares | Description | Unit price/ Unit cost | Market value | Percent of equities | Tax cost | Estimated annual income | Yield on market | Unrealized g/l for tax |
|--------|---------------------------|--------------------------|--------------|------------------------|------------|----------------------------|--------------------|---------------------------|
| | BOEING CO | 38.780 | | | | | 1.75 | |
| 3,200 | Account 20-10-200-0586220 | 38.518 | 124,096.00 | 36 | 123,257.95 | 2,176.00 | | 838.05 |
| 3,200 | Total | | 124,096.00 | 36 | 123,257.95 | 2,176.00 | | 838.05 |
| | DANAHER CORP DEL | 60.310 | | | | | 13 | |
| 600 | Account 20-10-200-0586220 | 57.200 | 36,186.00 | 11 | 34,319.70 | 48.00 | | 1,866.30 |
| 600 | Total | | 36,186.00 | 11 | 34,319.70 | 48.00 | | 1,866.30 |
| | GENERAL DYNAMICS CORP | 79.640 | | | | | 1.41 | |
| 400 | Account 20-10-200-1037760 | 87.070 | 31,856.00 | 09 | 34,828.00 | 448.00 | | 2,972.00- |
| 800 | Account 20-10-200-1113000 | 86.553 | 63,712.00 | 19 | 69,242.04 | 896.00 | | 5,530.04- |
| 1,200 | Total | | 95,568.00 | .28 | 104,070.04 | 1,344.00 | | 8,502.04- |



STATEMENT 1/11



Account Statement

December 31, 2001

NORD FAMILY FDN

CONS 20-10-200-1102800

Equity Asset Detail

continued

Technology

Aerospace

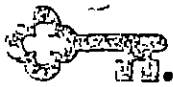
| Shares | Description | Unit price/ Unit cost | Market value | Percent of equities | Tax cost | Estimated annual income | Yield on market | Unrealized g/l for tax cost |
|------------------------|---------------------------|--------------------------|---------------------|------------------------|---------------------|----------------------------|--------------------|--------------------------------|
| | LOCKHEED MARTIN CORP | 46 670 | | | | | 94 | |
| 2,100 | Account 20-10-200-0586220 | 33 995 | 98,007 00 | 29 | 71,390 00 | 924 00 | | 26,617 00 |
| 2,100 | Total | | 98,007.00 | .29 | 71,390.00 | 924.00 | | 26,617 00 |
| Total aerospace | | | \$353,857.00 | 1.03% | \$333,037 69 | \$4,492 00 | 1.27% | \$20,819 31 |

Computer software

| Shares | Description | Unit price/ Unit cost | Market value | Percent of equities | Tax cost | Estimated annual income | Yield on market | Unrealized g/l for tax cost |
|--------|---------------------------|--------------------------|-------------------|------------------------|-------------------|----------------------------|--------------------|--------------------------------|
| | AOL TIME WARNER INC | 32 100 | | | | | | |
| 500 | Account 20-10-200-0586220 | 46 080 | 16,050 00 | 05 | 23,040 00 | 0 00 | | 6,990 00- |
| 5,000 | Account 20-10-200-1113000 | 43 548 | 160,500 00 | 47 | 217,741 71 | 0 00 | | 57,241 71- |
| 1,500 | Account 20-10-200-1037760 | 47 980 | 48,150 00 | 14 | 71,969 75 | 0 00 | | 23,819 75- |
| 7,000 | Total | | 224,700.00 | .66 | 312,751 46 | 0.00 | | 88,051 46- |
| | ADOBE SYS INC | 31 050 | | | | | 16 | |
| 1,200 | Account 20-10-200-0586220 | 50 236 | 37,260 00 | 11 | 60,283 39 | 60 00 | | 23,023 39- |
| 1,200 | Total | | 37,260.00 | .11 | 60,283 39 | 60 00 | | 23,023.39- |
| | AGILE SOFTWARE CORP | 17 220 | | | | | | |
| 800 | Account 20-10-200-0586240 | 16 342 | 13,776 00 | 04 | 13,073 51 | 0 00 | | 702 49 |
| 800 | Total | | 13,776 00 | 04 | 13,073 51 | 0 00 | | 702.49 |
| | CHECKFREE CORP | 18 000 | | | | | | |
| 1,600 | Account 20-10-200-0586240 | 57 884 | 28,800 00 | 08 | 92,614 91 | 0 00 | | 63,814 91- |
| 1,600 | Total | | 28,800 00 | 08 | 92,614.91 | 0 00 | | 63,814 91- |
| | COMPUTER ASSOC INTL INC | 34 490 | | | | | 23 | |
| 2,200 | Account 20-10-200-0586220 | 30 854 | 75,878 00 | 22 | 67,879 05 | 176 00 | | 7,998 95 |
| 2,200 | Total | | 75,878.00 | .22 | 67,879.05 | 176.00 | | 7,998 95 |
| | ELECTRONIC DATA SYS NEW | 68 550 | | | | | 88 | |
| 1,000 | Account 20-10-200-0586220 | 55 970 | 68,550 00 | 20 | 55,970 00 | 600 00 | | 12,580 00 |
| 1,900 | Account 20-10-200-1113000 | 62 234 | 130,245 00 | 38 | 118,245 29 | 1,140 00 | | 11,999 71 |
| 2,900 | Total | | 198,795 00 | 58 | 174,215.29 | 1,740 00 | | 24,579 71 |
| | FIRST DATA CORP | 78 450 | | | | | 10 | |
| 800 | Account 20-10-200-0586220 | 44 429 | 62,760 00 | 18 | 35,543 20 | 64 00 | | 27,216 80 |
| 1,100 | Account 20-10-200-1037760 | 70 070 | 86,295 00 | 25 | 77,076 67 | 88 00 | | 9,218 33 |
| 1,900 | Total | | 149,055 00 | 44 | 112,619 87 | 152 00 | | 36,435 13 |
| | LIBERATE TECHNOLOGIES INC | 11 480 | | | | | | |
| 3,200 | Account 20-10-200-0586240 | 22 403 | 36,736 00 | 11 | 71,688 84 | 0 00 | | 34,952 84- |
| 3,200 | Total | | 36,736 00 | 11 | 71,688 84 | 0 00 | | 34,952 84- |
| | MICROSOFT CORP | 66 250 | | | | | | |
| 5,700 | Account 20-10-200-0586220 | 86 958 | 377,625 00 | 110 | 495,659 88 | 0 00 | | 118,034 88- |
| 3,400 | Account 20-10-200-1037760 | 64 985 | 225,250 00 | 66 | 220,949 78 | 0 00 | | 4,300 22 |



STATEMENT 14(1)



Account Statement

December 31, 2001

NORD FAMILY FDN

CONS 20-10-200-1102800

Equity Asset Detail

continued

Technology

Computer software

| Shares | Description | Unit price/ Unit cost | Market value | Percent of equities | Tax cost | Estimated annual income | Yield on market | Unrealized g/l for tax cost |
|--------|-------------------------------|--------------------------|-------------------|------------------------|-------------------|----------------------------|--------------------|--------------------------------|
| 4,000 | Account 20-10-200-1113000 | 30 927 | 265,000 00 | 77 | 123,708 33 | 0 00 | | 141,291 87 |
| 13,100 | Total | | 867,875.00 | 2.54 | 840,317 99 | 0.00 | | 27,557 88 |
| | OPENWAVE SYSTEM INC | 9 790 | | | | | | |
| 1,100 | Account 20-10-200-0586240 | 91 270 | 10,769 00 | 03 | 100,397 06 | 0 00 | | 89,628 06- |
| 1,100 | Total | | 10,769.00 | .03 | 100,397 06 | 0 00 | | 89,628 06- |
| | ORACLE CORP | 13 810 | | | | | | |
| 2,800 | Account 20-10-200-1037760 | 17 120 | 38,668 00 | 11 | 47,936 00 | 0 00 | | 9,268 00- |
| 9,348 | Account 20-10-200-1113000 | 4 614 | 129,095 88 | 38 | 43,130 84 | 0 00 | | 85,965 24 |
| 4,300 | Account 20-10-200-0586220 | 14 060 | 59,383 00 | 17 | 60,458 26 | 0 00 | | 1,075 26- |
| 16,448 | Total | | 227,146 88 | .66 | 151,524 90 | 0 00 | | 75,621.98 |
| | OVERTURE SERVICES INC | 35 430 | | | | | | |
| 2,300 | Account 20-10-200-0586240 | 21 596 | 81,489 00 | 24 | 49,671 55 | 0 00 | | 31,817 45 |
| 2,300 | Total | | 81,489.00 | .24 | 49,671.55 | 0.00 | | 31,817 45 |
| | PAYCHEX INC | 34 850 | | | | | 1 26 | |
| 1,650 | Account 20-10-200-0586240 | 32 250 | 57,502 50 | 17 | 53,212 50 | 726 00 | | 4,290 00 |
| 1,650 | Total | | 57,502.50 | 17 | 53,212 50 | 726 00 | | 4,290.00 |
| | RATIONAL SOFTWARE CORP | 19 500 | | | | | | |
| 1,200 | Account 20-10-200-0586240 | 33 313 | 23,400 00 | 07 | 39,975 00 | 0 00 | | 16,575 00- |
| 1,200 | Total | | 23,400.00 | 07 | 39,975 00 | 0 00 | | 16,575 00- |
| | RESEARCH IN MOTION LTD | 23 720 | | | | | | |
| 1,500 | Account 20-10-200-0586240 | 68 058 | 35,580 00 | 10 | 102,086 38 | 0 00 | | 66,506 36- |
| 1,500 | Total | | 35,580.00 | .10 | 102,086.38 | 0.00 | | 66,506 36- |
| | SAPIENT CORP | 7 720 | | | | | | |
| 1,400 | Account 20-10-200-0586240 | 18 260 | 10,808 00 | 03 | 25,564 28 | 0 00 | | 14,756 28- |
| 1,400 | Total | | 10,808 00 | 03 | 25,564 28 | 0.00 | | 14,756 28- |
| | SIEBEL SYS INC | 27 980 | | | | | | |
| 4,600 | Account 20-10-200-0586240 | 66 125 | 128,708 00 | 38 | 304,175 00 | 0 00 | | 175,467 00- |
| 4,600 | Total | | 128,708 00 | .38 | 304,175 00 | 0 00 | | 175,467 00- |
| | TAKE-TWO INTERACTIVE SOFTWARE | 16 170 | | | | | | |
| 6,200 | Account 20-10-200-0586260 | 10 098 | 100,254 00 | 29 | 62,610 22 | 0 00 | | 37,643 78 |
| 6,200 | Total | | 100,254 00 | 29 | 62,610 22 | 0 00 | | 37,643 78 |
| | VERISIGN INC | 38 040 | | | | | | |
| 2,400 | Account 20-10-200-0586240 | 233 375 | 91,296 00 | 27 | 560,100 00 | 0 00 | | 468,804 00- |
| 2,400 | Total | | 91,296 00 | 27 | 560,100 00 | 0 00 | | 468,804 00- |
| | VERITAS SOFTWARE CO | 44 830 | | | | | | |
| 1,200 | Account 20-10-200-0586220 | 74 433 | 53,796 00 | 16 | 89,319 78 | 0 00 | | 35,523 78- |
| 1,200 | Total | | 53,796.00 | 16 | 89,319 78 | 0 00 | | 35,523 78- |





Account Statement

December 31, 2001

NORD FAMILY FDN

CONS 20-10-200-1102800

Equity Asset Detail

continued

Technology

Computer software


| Shares | Description | Unit price/ Unit cost | Market value | Percent of equities | Tax cost | Estimated annual income | Yield on market | Unrealized g/l for tax cost |
|--------------------------------|---------------------------|--------------------------|-----------------------|------------------------|-----------------------|----------------------------|--------------------|--------------------------------|
| | YAHOO! INC | 17 740 | | | | | | |
| 2,700 | Account 20-10-200-0586240 | 154.762 | 47,898.00 | 14 | 417,856 25 | 0 00 | | 369,958.27 |
| 2,700 | Total | | 47,898 00 | .14 | 417,856 25 | 0.00 | | 369,958 |
| Total computer software | | | \$2,501,522.38 | 7.31% | \$3,701,937.21 | \$2,854.00 | .11% | \$1,200,414.83- |

Computers/office equipment

| Shares | Description | Unit price/ Unit cost | Market value | Percent of equities | Tax cost | Estimated annual income | Yield on market | Unrealized g/l for tax cost |
|---|------------------------------|--------------------------|-----------------------|------------------------|-----------------------|----------------------------|--------------------|--------------------------------|
| | ARTESYN TECHNOLOGIES INC | 9 310 | | | | | | |
| 9,700 | Account 20-10-200-0586260 | 13 627 | 90,307 00 | 26 | 132,177 87 | 0 00 | | 41,870 87- |
| 9,700 | Total | | 90,307 00 | .26 | 132,177 87 | 0 00 | | 41,870 87- |
| | COMPAQ COMPUTER CORP | 9 760 | | | | | 1 02 | |
| 7,300 | Account 20-10-200-0586220 | 16 853 | 71,248 00 | 21 | 123,025 57 | 730 00 | | 51,777 57- |
| 7,300 | Total | | 71,248.00 | 21 | 123,025 57 | 730 00 | | 51,777 57- |
| | DELL COMPUTER CORP | 27 180 | | | | | | |
| 4,000 | Account 20-10-200-0586220 | 32 114 | 108,720 00 | 32 | 128,456 60 | 0 00 | | 19,736 60- |
| 3,500 | Account 20-10-200-1037760 | 20 962 | 95,130 00 | 28 | 73,368 36 | 0 00 | | 21,761 64 |
| 7,500 | Total | | 203,850.00 | .60 | 201,824.96 | 0.00 | | 2,025 04 |
| | INTERNATIONAL BUSINESS MACHS | 120 960 | | | | | 46 | |
| 500 | Account 20-10-200-0586220 | 115 450 | 60,480 00 | 18 | 57,725 20 | 280 00 | | 2,754 80 |
| 1,300 | Account 20-10-200-1037760 | 100 346 | 157,248 00 | 46 | 130,449 27 | 728 00 | | 26,798 73 |
| 900 | Account 20-10-200-1113000 | 115 822 | 108,864 00 | 32 | 104,239 39 | 504 00 | | 4,624 61 |
| 2,700 | Total | | 326,592.00 | 95 | 292,413.86 | 1,512 00 | | 34,178 14 |
| | JUNIPER NETWORKS INC | 18 950 | | | | | | |
| 2,000 | Account 20-10-200-0586240 | 120 322 | 37,900 00 | 11 | 240,643 75 | 0 00 | | 202,743 75- |
| 2,000 | Total | | 37,900 00 | 11 | 240,643 75 | 0 00 | | 202,743 75- |
| | NETWORK APPLIANCE INC | 21 870 | | | | | | |
| 2,050 | Account 20-10-200-0586240 | 19 938 | 44,833 50 | 13 | 40,873 69 | 0 00 | | 3,959 81 |
| 2,050 | Total | | 44,833 50 | .13 | 40,873 69 | 0 00 | | 3,959 81 |
| | PEROT SYSTEMS CORP | 20 420 | | | | | | |
| 5,200 | Account 20-10-200-0586260 | 12 081 | 106,184 00 | 31 | 62,820 47 | 0 00 | | 43,363 53 |
| 5,200 | Total | | 106,184 00 | 31 | 62,820 47 | 0 00 | | 43,363 53 |
| | SUN MICROSYSTEMS INC | 12 300 | | | | | | |
| 11,100 | Account 20-10-200-1113000 | 6 319 | 136,530 00 | 40 | 70,138 62 | 0 00 | | 66,391 38 |
| 11,100 | Total | | 136,530 00 | 40 | 70,138 62 | 0 00 | | 66,391 38 |
| Total computers/office equipment | | | \$1,017,444 50 | 2.97% | \$1,163,918.79 | \$2,242.00 | 22% | \$146,474 29- |



STATEMENT 1/11



Account Statement

December 31, 2001

NORD FAMILY FDN

CONS 20-10-200-1102800

Equity Asset Detail

continued

Technology

Electronics

| Shares | Description | Unit price/ Unit cost | Market value | Percent of equities | Tax cost | Estimated annual income | Yield on market | Unrealized g/l for tax cost |
|--------|-----------------------------|--------------------------|--------------|------------------------|------------|----------------------------|--------------------|--------------------------------|
| | FLEXTRONICS INTL LTD | 23 990 | | | | | | |
| 3,900 | Account 20-10-200-1037760 | 22 531 | 93,561 00 | 27 | 87,869 48 | 0 00 | | 5,691 52 |
| 4,000 | Account 20-10-200-1113000 | 22 863 | 95,960 00 | 28 | 91,451 24 | 0 00 | | 4,508 76 |
| 7,900 | Total | | 189,521.00 | .55 | 179,320.72 | 0.00 | | 10,200 28 |
| | ACTEL CORP | 19 910 | | | | | | |
| 4,600 | Account 20-10-200-0586260 | 22 151 | 91,586 00 | 27 | 101,894 57 | 0 00 | | 10,308 57- |
| 4,600 | Total | | 91,586.00 | 27 | 101,894.57 | 0.00 | | 10,308 57- |
| | ALTERA CORP | 21 220 | | | | | | |
| 1,400 | Account 20-10-200-0586240 | 34 688 | 29,708 00 | 09 | 48,562 50 | 0 00 | | 18,854 50- |
| 1,400 | Total | | 29,708 00 | .09 | 48,562.50 | 0.00 | | 18,854 50- |
| | ANALOG DEVICES INC | 44 390 | | | | | | |
| 2,550 | Account 20-10-200-1113000 | 65 246 | 113,194 50 | 33 | 166,377 01 | 0 00 | | 53,182 51- |
| 2,550 | Total | | 113,194.50 | .33 | 166,377 01 | 0.00 | | 53,182 51- |
| | APPLIED MICRO CIRCUITS CORP | 11 320 | | | | | | |
| 2,550 | Account 20-10-200-0586240 | 15 762 | 28,866 00 | 08 | 40,193 38 | 0 00 | | 11,327 38- |
| 2,550 | Total | | 28,866.00 | .08 | 40,193.38 | 0.00 | | 11,327 38- |
| | APPLIED MATERIALS INC | 40 100 | | | | | | |
| 1,800 | Account 20-10-200-1037760 | 48 784 | 72,180 00 | 21 | 87,811 29 | 0 00 | | 15,631 29- |
| 1,800 | Total | | 72,180 00 | 21 | 87,811 29 | 0 00 | | 15,631.29- |
| | BROADCOM CORP | 40 870 | | | | | | |
| 800 | Account 20-10-200-0586220 | 46 674 | 32,696 00 | 10 | 37,339 20 | 0 00 | | 4,643 20- |
| 800 | Total | | 32,696.00 | 10 | 37,339 20 | 0 00 | | 4,643 20- |
| | CISCO SYS INC | 18 110 | | | | | | |
| 10,000 | Account 20-10-200-0586220 | 33 985 | 181,100 00 | 53 | 339,852 57 | 0 00 | | 158,752 57- |
| 8,700 | Account 20-10-200-1113000 | 7 186 | 157,557 00 | 46 | 62,514 51 | 0 00 | | 95,042 49- |
| 18,700 | Total | | 338,657.00 | .99 | 402,367.08 | 0 00 | | 63,710.08- |
| | CORNING INC | 8 920 | | | | | 2 69 | |
| 3,200 | Account 20-10-200-0586220 | 20 021 | 28,544 00 | 08 | 64,065 92 | 768 00 | | 35,521 92- |
| 3,200 | Total | | 28,544.00 | 08 | 64,065 92 | 768.00 | | 35,521.92- |
| | E M C CORP MASS | 13 440 | | | | | | |
| 3,900 | Account 20-10-200-1113000 | 8 459 | 52,416 00 | 15 | 32,991 30 | 0 00 | | 19,424 70 |
| 3,900 | Total | | 52,416 00 | .15 | 32,991 30 | 0 00 | | 19,424.70 |
| | ELANTEC SEMICONDUCTOR INC | 38 400 | | | | | | |
| 600 | Account 20-10-200-0586240 | 28 680 | 23,040 00 | 07 | 17,207 95 | 0 00 | | 5,832 05 |
| 600 | Total | | 23,040 00 | 07 | 17,207 95 | 0 00 | | 5,832 05 |
| | INTEL CORP | 31 450 | | | | | 25 | |
| 3,600 | Account 20-10-200-1037760 | 10 443 | 113,220 00 | 33 | 37,596 56 | 288 00 | | 75,623 44 |
| 5,400 | Account 20-10-200-0586220 | 34 282 | 169,830.00 | 50 | 185,124 22 | 432.00 | | 15,294 22- |
| 6,000 | Account 20-10-200-1113000 | 13 012 | 188,700 00 | 55 | 78,074 39 | 480 00 | | 110,625 61 |
| 15,000 | Total | | 471,750 00 | 1 38 | 300,795.17 | 1,200.00 | | 170,954 83 |



STATEMENT 1/11



Account Statement

December 31, 2001

NORD FAMILY FDN

CONS 20-10-200-1102800

Equity Asset Detail

continued

Technology

Electronics

| Shares | Description | Unit price/ Unit cost | Market value | Percent of equities | Tax cost | Estimated annual income | Yield on market | Unrealized g/l for tax cost |
|--------|----------------------------|--------------------------|--------------|------------------------|------------|----------------------------|--------------------|--------------------------------|
| | KLA-TENCORP CORP | 49 560 | | | | | | |
| 700 | Account 20-10-200-1037760 | 48.057 | 34,692 00 | 10 | 33,639 90 | 0 00 | | 1,052 |
| 1,700 | Account 20-10-200-0586220 | 50 941 | 84,252.00 | 25 | 86,599 50 | 0 00 | | 2,347 |
| 2,400 | Total | | 118,944 00 | 35 | 120,239.40 | 0 00 | | 1,295.40- |
| | MAXIM INTEGRATED PRODS INC | 52 510 | | | | | | |
| 3,200 | Account 20-10-200-0586240 | 60 795 | 168,032 00 | 49 | 194,543 75 | 0 00 | | 26,511 75- |
| 3,200 | Total | | 168,032.00 | .49 | 194,543.75 | 0 00 | | 26,511 75- |
| | MICROCHIP TECHNOLOGY INC | 38 740 | | | | | | |
| 1,900 | Account 20-10-200-1037760 | 36 801 | 73,606 00 | 22 | 69,921 40 | 0 00 | | 3,684 60 |
| 1,900 | Total | | 73,606.00 | 22 | 69,921 40 | 0.00 | | 3,684 60 |
| | NORTEL NETWORKS CORP | 7 460 | | | | | 1 01 | |
| 10,500 | Account 20-10-200-0586220 | 7 531 | 78,330 00 | 23 | 79,080 67 | 787 50 | | 750 67- |
| 10,500 | Total | | 78,330.00 | 23 | 79,080 67 | 787 50 | | 750 67- |
| | NOVELLUS SYS INC | 39 450 | | | | | | |
| 500 | Account 20-10-200-0586240 | 29 921 | 19,725 00 | 06 | 14,960 57 | 0 00 | | 4,764 43 |
| 2,600 | Account 20-10-200-1037760 | 46 093 | 102,570 00 | 30 | 119,841 76 | 0 00 | | 17,271 76- |
| 3,100 | Total | | 122,295.00 | .36 | 134,802.33 | 0 00 | | 12,507 33- |
| | NVIDIA CORP | 66 900 | | | | | | |
| 800 | Account 20-10-200-0586220 | 61 816 | 53,520 00 | 16 | 49,452 96 | 0 00 | | 4,067 04 |
| 800 | Total | | 53,520.00 | .16 | 49,452.96 | 0 00 | | 4,067 04 |
| | PERICOM SEMICONDUCTOR CORP | 14 500 | | | | | | |
| 5,100 | Account 20-10-200-0586260 | 14 902 | 73,950 00 | 22 | 75,999 28 | 0 00 | | 2,049 28- |
| 5,100 | Total | | 73,950 00 | 22 | 75,999 28 | 0 00 | | 2,049 28- |
| | PLEXUS CORP | 26 560 | | | | | | |
| 2,900 | Account 20-10-200-0586260 | 27 884 | 77,024 00 | 23 | 80,863 40 | 0 00 | | 3,839 |
| 2,900 | Total | | 77,024 00 | 23 | 80,863.40 | 0 00 | | 3,839 |
| | QUALCOMM INC | 50 500 | | | | | | |
| 700 | Account 20-10-200-0586220 | 59 600 | 35,350 00 | 10 | 41,720 00 | 0 00 | | 6,370 00- |
| 700 | Total | | 35,350 00 | .10 | 41,720 00 | 0 00 | | 6,370 00- |
| | SBS TECHNOLOGIES INC | 14 570 | | | | | | |
| 5,800 | Account 20-10-200-0586260 | 12 163 | 84,506 00 | 25 | 70,545 78 | 0 00 | | 13,960 22 |
| 5,800 | Total | | 84,506 00 | 25 | 70,545 78 | 0 00 | | 13,960 22 |
| | SONUS NETWORKS INC | 4 620 | | | | | | |
| 1,500 | Account 20-10-200-0586240 | 18 438 | 6,930 00 | 02 | 27,656 25 | 0 00 | | 20,726 25- |
| 1,500 | Total | | 6,930 00 | .02 | 27,656 25 | 0 00 | | 20,726 25- |
| | TTM TECHNOLOGIES INC | 10 120 | | | | | | |
| 11,900 | Account 20-10-200-0586260 | 9 149 | 120,428 00 | 35 | 108,867 69 | 0 00 | | 11,560 31 |
| 11,900 | Total | | 120,428.00 | .35 | 108,867.69 | 0.00 | | 11,560 31 |
| | TECHNITROL INC | 27 620 | | | | | 49 | |
| 3,700 | Account 20-10-200-0586260 | 25 715 | 102,194 00 | 30 | 95,145 38 | 499 50 | | 7,048 62 |



STATEMENT 14(1)



Account Statement

December 31, 2001

NORD FAMILY FDN

CONS 20-10-200-1102800

Equity Asset Detail

continued

Technology

Electronics

| Shares | Description | Unit price/ Unit cost | Market value | Percent of equities | Tax cost | Estimated annual income | Yield on market | Unrealized g/l for tax cost |
|--------------------------|---------------------------|--------------------------|-----------------------|------------------------|-----------------------|----------------------------|--------------------|--------------------------------|
| 3,700 | Total | | 102,194 00 | .30 | 95,145.38 | 499.50 | 30 | 7,048.62 |
| | TEXAS INSTRS INC | 28 000 | | | | | | |
| 3,900 | Account 20-10-200-1113000 | 38 253 | 109,200 00 | 32 | 149,188 78 | 331 50 | | 39,986 7 |
| 2,600 | Account 20-10-200-1037760 | 26 953 | 72,800 00 | 21 | 70,077 76 | 221 00 | | 2,722 2 |
| 6,500 | Total | | 182,000 00 | .53 | 219,264 52 | 552.50 | | 37,264 52- |
| | XILINX INC | 39 050 | | | | | | |
| 4,200 | Account 20-10-200-0586240 | 65 966 | 164,010 00 | 48 | 277,056 25 | 0 00 | | 113,046 25- |
| 4,200 | Total | | 164,010 00 | 48 | 277,056.25 | 0 00 | | 113,046 25- |
| Total electronics | | | \$2,933,277.50 | 8.57% | \$3,124,085.15 | \$3,807 50 | .13% | \$190,807 65- |

Total technology

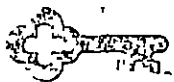
| | | | | | |
|-----------------------|---------------|-----------------------|--------------------|------------|------------------------|
| \$6,806,101 38 | 19.89% | \$8,322,978.84 | \$13,395.50 | 20% | \$1,516,877 46- |
|-----------------------|---------------|-----------------------|--------------------|------------|------------------------|

Utilities

Electrics & natural gas

| Shares | Description | Unit price/ Unit cost | Market value | Percent of equities | Tax cost | Estimated annual income | Yield on market | Unrealized g/l for tax cost |
|--------|---------------------------|--------------------------|--------------|------------------------|------------|----------------------------|--------------------|--------------------------------|
| | CINERGY CORP | 33 430 | | | | | 5 38 | |
| 2,400 | Account 20-10-200-1037760 | 30 435 | 80,232 00 | 23 | 73,044 00 | 4,320 00 | | 7,188 00 |
| 2,400 | Total | | 80,232.00 | 23 | 73,044.00 | 4,320.00 | | 7,188 00 |
| | DOMINION RESOURCES INC | 60 100 | | | | | 4 29 | |
| 1,200 | Account 20-10-200-1037760 | 45 035 | 72,120 00 | 21 | 54,042 12 | 3,096 00 | | 18,077 88 |
| 1,200 | Total | | 72,120.00 | 21 | 54,042 12 | 3,096 00 | | 18,077 88 |
| | EL PASO ELEC CO | 14 500 | | | | | | |
| 9,300 | Account 20-10-200-0586280 | 12 323 | 134,850 00 | 39 | 114,607 45 | 0 00 | | 20,242 55 |
| 9,300 | Total | | 134,850.00 | .39 | 114,607.45 | 0.00 | | 20,242.55 |
| | ENTERGY CORP NEW | 39 110 | | | | | 3 38 | |
| 2,300 | Account 20-10-200-0586220 | 39 050 | 89,953 00 | 26 | 89,815 78 | 3,036.00 | | 137 22 |
| 2,300 | Total | | 89,953.00 | 26 | 89,815.78 | 3,036.00 | | 137 22 |
| | MIRANT CORP | 16 020 | | | | | | |
| 1,400 | Account 20-10-200-0586220 | 25 564 | 22,428 00 | 07 | 35,789 74 | 0 00 | | 13,361 74- |
| 1,400 | Total | | 22,428 00 | 07 | 35,789.74 | 0 00 | | 13,361 74- |
| | ONI SYSTEMS CORP | 6 270 | | | | | | |
| 900 | Account 20-10-200-0586240 | 37 141 | 5,643 00 | 02 | 33,426 93 | 0 00 | | 27,783 93- |
| 900 | Total | | 5,643.00 | 02 | 33,426.93 | 0 00 | | 27,783.93- |
| | PPL CORP | 34 850 | | | | | 3 04 | |
| 900 | Account 20-10-200-0586220 | 59 003 | 31,365 00 | 09 | 53,102 79 | 954 00 | | 21,737 79- |
| 900 | Total | | 31,365.00 | 09 | 53,102.79 | 954.00 | | 21,737.79- |





Account Statement

December 31, 2001

NORD FAMILY FDN

CONS 20-10-200-1102800

Equity Asset Detail

continued

Utilities

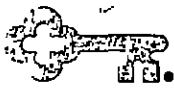
Electrics & natural gas

| Shares | Description | Unit price/ Unit cost | Market value | Percent of equities | Tax cost | Estimated annual income | Yield on market | Unrealized g/l for tax cost |
|--|---------------------------|--------------------------|---------------------|------------------------|---------------------|----------------------------|--------------------|--------------------------------|
| | RELIANT ENERGY INC | 26.520 | | | | | | |
| 2,000 | Account 20-10-200-0586220 | 39.204 | 53,040.00 | 15 | 78,408.98 | 3,000.00 | 5.66 | 25,368.98 |
| 2,000 | Total | | 53,040.00 | .15 | 78,408.98 | 3,000.00 | | 25,368.98 |
| | SIERRA PACIFIC RESOURCES | 15.050 | | | | | | |
| 10,300 | Account 20-10-200-0586260 | 13.358 | 155,015.00 | 45 | 137,583.90 | 8,240.00 | 5.32 | 17,431.10 |
| 10,300 | Total | | 155,015.00 | 45 | 137,583.90 | 8,240.00 | | 17,431.10 |
| | TXU CORP | 47.150 | | | | | | |
| 1,500 | Account 20-10-200-1037760 | 46.978 | 70,725.00 | 21 | 70,466.85 | 3,600.00 | 5.09 | 258.15 |
| 1,800 | Account 20-10-200-0586220 | 31.388 | 84,870.00 | 25 | 56,497.50 | 4,320.00 | | 28,372.50 |
| 3,300 | Total | | 155,595.00 | .45 | 126,964.35 | 7,920.00 | | 28,630.65 |
| Total electrics & natural gas | | | \$800,241.00 | 2.34% | \$796,786.04 | \$30,566.00 | 3.82% | \$3,454.96 |

Telecommunications

| Shares | Description | Unit price/ Unit cost | Market value | Percent of equities | Tax cost | Estimated annual income | Yield on market | Unrealized g/l for tax cost |
|--------|-----------------------------|--------------------------|--------------|------------------------|------------|----------------------------|--------------------|--------------------------------|
| | AMDOCS LTD | 33.970 | | | | | | |
| 1,300 | Account 20-10-200-0586220 | 26.792 | 44,161.00 | 13 | 34,830.12 | 0.00 | | 9,330.88 |
| 1,300 | Total | | 44,161.00 | .13 | 34,830.12 | 0.00 | | 9,330.88 |
| | ALLTEL CORP | 61.730 | | | | | | |
| 600 | Account 20-10-200-0586220 | 63.142 | 37,038.00 | 11 | 37,884.96 | 816.00 | 2.20 | 846.96- |
| 600 | Total | | 37,038.00 | .11 | 37,884.96 | 816.00 | | 846.96- |
| | BCE INC | 22.800 | | | | | | |
| 3,200 | Account 20-10-200-0586220 | 27.247 | 72,960.00 | 21 | 87,190.68 | 2,425.60 | 3.32 | 14,230.68- |
| 3,200 | Total | | 72,960.00 | .21 | 87,190.68 | 2,425.60 | | 14,230.68- |
| | BELLSOUTH CORP | 38.150 | | | | | | |
| 2,600 | Account 20-10-200-0586220 | 43.978 | 99,190.00 | 29 | 114,343.34 | 1,976.00 | 1.99 | 15,153.34- |
| 2,400 | Account 20-10-200-1037760 | 24.563 | 91,560.00 | 27 | 58,951.63 | 1,824.00 | | 32,608.37 |
| 5,000 | Total | | 190,750.00 | .56 | 173,294.97 | 3,800.00 | | 17,455.03 |
| | ECHOSTAR COMMUNICATIONS NEW | 27.470 | | | | | | |
| 3,400 | Account 20-10-200-0586240 | 57.507 | 93,398.00 | 27 | 195,525.00 | 0.00 | | 102,127.00- |
| 3,400 | Total | | 93,398.00 | .27 | 195,525.00 | 0.00 | | 102,127.00- |
| | NEXTEL COMMUNICATIONS INC | 10.960 | | | | | | |
| 4,000 | Account 20-10-200-0586220 | 9.069 | 43,840.00 | 13 | 36,274.00 | 0.00 | | 7,566.00 |
| 4,000 | Total | | 43,840.00 | .13 | 36,274.00 | 0.00 | | 7,566.00 |
| | RF MICRODEVICES INC | 19.230 | | | | | | |
| 1,400 | Account 20-10-200-1037760 | 27.133 | 26,922.00 | 08 | 37,986.62 | 0.00 | | 11,064.62- |
| 1,400 | Total | | 26,922.00 | .08 | 37,986.62 | 0.00 | | 11,064.62- |
| | VERIZON COMMUNICATIONS | 47.460 | | | | | | |
| 1,500 | Account 20-10-200-0586220 | 48.343 | 71,190.00 | 21 | 72,513.75 | 2,310.00 | 3.24 | 1,323.75- |





Account Statement

December 31, 2001

NORD FAMILY FDN

CONS 20-10-200-1102800

Equity Asset Detail

continued

Utilities

Telecommunications

| Shares | Description | Unit price/ Unit cost | Market value | Percent of equities | Tax cost | Estimated annual income | Yield on market | Unrealized g/l for tax cost |
|---------------------------------|-------------------------------|--------------------------|---------------------|------------------------|---------------------|----------------------------|--------------------|--------------------------------|
| 1,500 | Total | | 71,190.00 | 21 | 72,513.75 | 2,310.00 | | 1,323.75- |
| | WORLD COM INC-WORLD COM GROUP | 14.080 | | | | | | |
| 6,200 | Account 20-10-200-0586220 | 22.848 | 87,296.00 | 28 | 141,654.59 | 0.00 | | 54,358.59- |
| 6,200 | Total | | 87,296.00 | 26 | 141,654.59 | 0.00 | | 54,358.59- |
| Total telecommunications | | | \$667,555.00 | 1.95% | \$817,154.69 | \$9,351.60 | 1.40% | \$149,599.69- |

| | | | | | | | | |
|------------------------|--|--|-----------------------|--------------|-----------------------|--------------------|--------------|----------------------|
| Total utilities | | | \$1,467,796.00 | 4.29% | \$1,613,940.73 | \$39,917.60 | 2.72% | \$146,144.73- |
|------------------------|--|--|-----------------------|--------------|-----------------------|--------------------|--------------|----------------------|

Miscellaneous

Investment companies

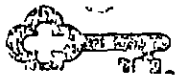
| Shares | Description | Unit price/ Unit cost | Market value | Percent of equities | Tax cost | Estimated annual income | Yield on market | Unrealized g/l for tax cost |
|-----------------------------------|---------------------------|--------------------------|---------------------|------------------------|---------------------|----------------------------|--------------------|--------------------------------|
| 5,000 | LNR PROPERTY CORP | 31.180 | | | | | 16 | |
| | Account 20-10-200-0586260 | 19.664 | 155,900.00 | 46 | 98,318.78 | 250.00 | | 57,581.24 |
| 5,000 | Total | | 155,900.00 | 46 | 98,318.78 | 250.00 | | 57,581.24 |
| | SEI INVESTMENTS CO | 45.110 | | | | | 22 | |
| 600 | Account 20-10-200-0586240 | 38.053 | 27,066.00 | 08 | 22,832.06 | 60.00 | | 4,233.94 |
| 600 | Total | | 27,066.00 | 08 | 22,832.06 | 60.00 | | 4,233.94 |
| Total investment companies | | | \$182,966.00 | .53% | \$121,150.82 | \$310.00 | 17% | \$61,815.18 |

Real estate companies

| Shares | Description | Unit price/ Unit cost | Market value | Percent of equities | Tax cost | Estimated annual income | Yield on market | Unrealized g/l for tax cost |
|--------|------------------------------|--------------------------|--------------|------------------------|-----------|----------------------------|--------------------|--------------------------------|
| 3,700 | BEDFORD PROPERTY INVESTORS | 22.500 | | | | | 8.53 | |
| | Account 20-10-200-0586260 | 18.844 | 83,250.00 | 24 | 62,323.54 | 7,104.00 | | 20,926.46 |
| 3,700 | Total | | 83,250.00 | 24 | 62,323.54 | 7,104.00 | | 20,926.46 |
| | KOGER EQUITY INC | 16.300 | | | | | 8.59 | |
| 5,000 | Account 20-10-200-0586260 | 16.685 | 81,500.00 | 24 | 83,425.00 | 7,000.00 | | 1,925.00- |
| 5,000 | Total | | 81,500.00 | 24 | 83,425.00 | 7,000.00 | | 1,925.00- |
| | PAN PACIFIC RETAIL PPTYS INC | 28.720 | | | | | 8.34 | |
| 4,200 | Account 20-10-200-0586260 | 18.516 | 120,624.00 | 35 | 77,768.11 | 7,644.00 | | 42,855.89 |
| 4,200 | Total | | 120,624.00 | 35 | 77,768.11 | 7,644.00 | | 42,855.89 |



STATEMENT 1/1A



Account Statement

December 31, 2001

NORD FAMILY FDN

CONS 20-10-200-1102800

Equity Asset Detail

continued

Miscellaneous

Real estate companies

| Shares | Description | Unit price/ Unit cost | Market value | Percent of equities | Tax cost | Estimated annual income | Yield on market | Unrealized g/l for tax cost |
|------------------------------------|---------------------------|--------------------------|---------------------|------------------------|---------------------|----------------------------|--------------------|--------------------------------|
| 2,500 | POST PPTYS INC | 35 510 | | | | | | |
| | Account 20-10-200-0586260 | 34 226 | 88,775 00 | 26 | 85,565 87 | 7,800 00 | 8 79 | 3,209 13 |
| 2,500 | Total | | 88,775.00 | .26 | 85,565 87 | 7,800 00 | | 3,209.13 |
| Total real estate companies | | | \$374,149.00 | 1 09% | \$309,082 52 | \$29,548 00 | 7.90% | \$65,066.48 |

Miscellaneous

| Shares | Description | Unit price/ Unit cost | Market value | Percent of equities | Tax cost | Estimated annual income | Yield on market | Unrealized g/l for tax cost |
|----------------------------|------------------------------|--------------------------|---------------------|------------------------|---------------------|----------------------------|--------------------|--------------------------------|
| 2,600 | AMERICREDIT CORP | 31 550 | | | | | | |
| | Account 20-10-200-1037760 | 28 322 | 82,030 00 | 24 | 73,637 00 | 0 00 | | 8,393 00 |
| 2,600 | Total | | 82,030.00 | .24 | 73,637.00 | 0.00 | | 8,393 00 |
| 3,200 | ARROW INTL INC | 39 940 | | | | | 65 | |
| | Account 20-10-200-0586260 | 39 221 | 127,808 00 | 37 | 125,508 00 | 832 00 | | 2,300 00 |
| 3,200 | Total | | 127,808.00 | .37 | 125,508 00 | 832.00 | | 2,300 00 |
| 4,900 | LEARNING TREE INTL INC | 27 900 | | | | | | |
| | Account 20-10-200-0586260 | 22 542 | 136,710 00 | 40 | 110,453 86 | 0 00 | | 26,256 14 |
| 4,900 | Total | | 136,710 00 | .40 | 110,453.86 | 0 00 | | 26,256 14 |
| 2,700 | SIMPSON MANUFACTURING CO INC | 57 300 | | | | | | |
| | Account 20-10-200-0586260 | 40 540 | 154,710 00 | 45 | 109,457 11 | 0 00 | | 45,252 89 |
| 2,700 | Total | | 154,710 00 | .45 | 109,457 11 | 0.00 | | 45,252 89 |
| 9,600 | WAUSAU-MOSINEE PAPER CORP | 12 100 | | | | | 2 81 | |
| | Account 20-10-200-0586260 | 12 073 | 116,160 00 | 34 | 115,901 77 | 3,264 00 | | 258 23 |
| 9,600 | Total | | 116,160.00 | .34 | 115,901.77 | 3,264 00 | | 258 23 |
| Total miscellaneous | | | \$617,418 00 | 1.80% | \$534,957.74 | \$4,096.00 | .66% | \$82,460 28 |


| | | | | | | |
|---------------------|----------------|-------|--------------|-------------|-------|--------------|
| Total miscellaneous | \$1,174,533 00 | 3 43% | \$965,191.08 | \$33,954 00 | 2 89% | \$209,341 92 |
|---------------------|----------------|-------|--------------|-------------|-------|--------------|

632,116 Nordson Corp

| | | | | | | |
|----------------|--|---------|--------------------------------------|--------------|-------|--|
| Total equities | 16,114,183.06 30,914,31.39 | 100 00% | 264,62728 31,620,18253 | \$373,426.78 | 1 09% | 16,322,585.72 14,299,24886 |
|----------------|--|---------|--------------------------------------|--------------|-------|--|



STATEMENT 141A



PrivateBank

Account Statement

December 31, 2001

NORD FAMILY FDN

CONS 20-10-200-1102800

Fixed Income Detail

Fixed Income taxable

Treasuries

US T-Bonds, US T-Notes

| Par value | Description | Unit price/ Unit cost | Market value | Percent of fixed income | Tax cost | Estimated annual income | Yield on market/ Yield to maturity | Unrealized g/l for tax cost |
|-------------------------------------|---|--------------------------|---------------------|-------------------------------|---------------------|----------------------------|---|--------------------------------|
| | UNITED STATES TREAS NTS DTD 11/15/01 3 500% DUE 11/15/06 | 96 388 | | | | | 3 63 4 33 | |
| 200,000 | Account 20-10-200-1037780 | 99 984 | 192,777 38 | 95 | 199,968 75 | 7,000 00 | | 7,191 37- |
| 200,000 | Total | | 192,777.38 | .95 | 199,968.75 | 7,000.00 | | 7,191 37- |
| Total US T-Bonds, US T-Notes | | | \$192,777.38 | .95% | \$199,968.75 | \$7,000.00 | 3 63% | \$7,191 37- |

Total treasuries

\$192,777 38 95% \$199,968.75 \$7,000 00 3 63% \$7,191.37-

Agencies

FNMA

| Par value | Description | Unit price/ Unit cost | Market value | Percent of fixed income | Tax cost | Estimated annual income | Yield on market/ Yield to maturity | Unrealized g/l for tax cost |
|-------------------|---|--------------------------|-----------------------|-------------------------------|-----------------------|----------------------------|---|--------------------------------|
| | FANNIE MAE GLOBAL NTS DTD 01/15/98 5 25% DUE 01/15/03 | 102.737 | | | | | 5 11 2 56 | |
| 680,000 | Account 20-10-200-1037780 | 101 929 | 698,613 91 | 3 44 | 693,119 76 | 35,700 00 | | 5,494 15 |
| 680,000 | Total | | 698,613.91 | 3.44 | 693,119.76 | 35,700 00 | | 5,494.15 |
| | FANNIE MAE GLOBAL NT DTD 07/14/00 7 000% DUE 07/15/05 | 108 665 | | | | | 6 44 4 33 | |
| 615,000 | Account 20-10-200-1037780 | 110 371 | 668,290 30 | 3 29 | 678,782 22 | 43,050 00 | | 10,491 92- |
| 615,000 | Total | | 668,290 30 | 3.29 | 678,782 22 | 43,050 00 | | 10,491.92- |
| | FANNIE MAE GLOBAL BD DTD 10/13/00 6 625% DUE 10/15/07 | 107 885 | | | | | 6 14 5 04 | |
| 375,000 | Account 20-10-200-1037780 | 110 746 | 404,571 19 | 1 99 | 415,297 88 | 24,843 75 | | 10,726 69- |
| 375,000 | Total | | 404,571.19 | 1.99 | 415,297 88 | 24,843 75 | | 10,726 69- |
| Total FNMA | | | \$1,771,475.40 | 8.72% | \$1,787,189 86 | \$103,593.75 | 5.85% | \$15,724 46- |



Fixed Income Detail

continued

Agencies

FHLMC

| Par value | Description | Unit price/ Unit cost | Market value | Percent of fixed Income | Tax cost | Estimated annual income | Yield on market/ Yield to maturity | Unrealized g/l for tax cost |
|--------------------|--|--------------------------|-----------------------|-------------------------------|-----------------------|----------------------------|---|--------------------------------|
| | FREDDIE MAC NOTE DTD 10/13/98 5 125% DUE 10/15/08 Account 20-10-200-1037780 | 98 641 101 693 | | | | | 5 20 5 37 | |
| 1,760,000 | | | 1,736,090 93 | 8 55 | 1,789,798 70 | 90,200 00 | | 53,707 77- |
| 1,760,000 | Total | | 1,736,090.93 | 8.55 | 1,789,798.70 | 90,200 00 | | 53,707 77- |
| | FREDDIE MAC NOTE DTD 06/15/01 6 000% DUE 06/15/11 Account 20-10-200-1037780 | 101 625 104 408 | | | | | 5 90 5 77 | |
| 500,000 | | | 508,125 60 | 2 50 | 522,039 00 | 30,000 00 | | 13,913 40- |
| 500,000 | Total | | 508,125.60 | 2.50 | 522,039 00 | 30,000.00 | | 13,913.40- |
| Total FHLMC | | | \$2,244,216 53 | 11 05% | \$2,311,887.70 | \$120,200.00 | 5.36% | \$67,621.17- |

| | | | | | | | | |
|-----------------------|--|--|-----------------------|---------------|-----------------------|---------------------|--------------|---------------------|
| Total agencies | | | \$4,015,691.93 | 19.77% | \$4,099,037.56 | \$223,793 75 | 5 57% | \$83,345.63- |
|-----------------------|--|--|-----------------------|---------------|-----------------------|---------------------|--------------|---------------------|

Corporate bonds

Finance - corp bonds

| Par value | Description | Unit price/ Unit cost | Market value | Percent of fixed Income | Tax cost | Estimated annual income | Yield on market/ Yield to maturity | Unrealized g/l for tax cost |
|-----------|---|--------------------------|-------------------|-------------------------------|-------------------|----------------------------|---|--------------------------------|
| | ALLSTATE CORP SENIOR NT DTD 12/03/01 5 375% DUE 12/01/06 Account 20-10-200-1037780 | 100 187 99 672 | | | | | 5 36 5 33 | |
| 170,000 | | | 170,318 70 | 84 | 169,442 40 | 9,137 50 | | 876 30 |
| 170,000 | Total | | 170,318 70 | 84 | 169,442 40 | 9,137 50 | | 876 30 |
| | ARISTAR INC SENIOR NT DTD 06/28/99 7 25% DUE 06/15/06 Account 20-10-200-1037780 | 106 492 103 587 | | | | | 6 81 5 58 | |
| 105,000 | | | 111,817 52 | 55 | 108,766 35 | 7,612 50 | | 3,051 17 |
| 105,000 | Total | | 111,817.52 | .55 | 108,766 35 | 7,612.50 | | 3,051.17 |
| | BEAR STEARNS CO INC GLOBAL UNSUB NT DTD 12/07/99 7 625% DUE 12/07/09 Account 20-10-200-1037780 | 106 340 98 847 | | | | | 7 17 6 58 | |
| 155,000 | | | 164,828 16 | 81 | 153,212 85 | 11,818 75 | | 11,615 31 |
| 155,000 | Total | | 164,828 16 | .81 | 153,212.85 | 11,818 75 | | 11,615 31 |





Account Statement

December 31, 2001

NORD FAMILY FDN

CONS 20-10-200-1102800

Fixed Income Detail

continued

Corporate bonds

Finance - corp bonds

| Par value | Description | Unit price/ Unit cost | Market value | Percent of fixed income | Tax cost | Estimated annual income | Yield on market/ Yield to maturity | Unrealized g/l for tax cost |
|-----------|---|--------------------------|-------------------|-------------------------------|-------------------|----------------------------|---|--------------------------------|
| | BEAR STEARNS CO INC GLOBAL SR NT DTD 02/01/00 7 625% DUE 02/01/05 Account 20-10-200-1037780 | 106 715 | | | | | 7 15 5 23 | |
| 105,000 | | 103 796 | 112,051 77 | 55 | 108,985 80 | 8,006 25 | | 3,065 97 |
| 105,000 | Total | | 112,051 77 | .55 | 108,985.80 | 8,006.25 | | 3,065 97 |
| | CAPITAL ONE BANK MED TERM BK NT DTD 02/06/01 6 875% DUE 02/01/06 Account 20-10-200-1037780 | 97 423 | | | | | 7 06 7 62 | |
| 55,000 | | 98 312 | 53,582 91 | 26 | 54,071 60 | 3,781 25 | | 488 69- |
| 55,000 | Total | | 53,582.91 | 26 | 54,071.60 | 3,781 25 | | 488.69- |
| | CITIGROUP INC SENIOR NT DTD 01/16/01 6 500% DUE 01/18/11 Account 20-10-200-1037780 | 102 576 | | | | | 6 34 6 12 | |
| 100,000 | | 102 464 | 102,576 98 | 51 | 102,464 00 | 6,500 00 | | 112 98 |
| 100,000 | Total | | 102,576 98 | .51 | 102,464.00 | 6,500.00 | | 112.98 |
| | COUNTRYWIDE HOME LOANS INC GLOBAL NT DTD 06/24/99 6 85% DUE 06/15/04 Account 20-10-200-1037780 | 105 437 | | | | | 6 50 4 48 | |
| 225,000 | | 105 817 | 237,233 86 | 1 17 | 238,087 80 | 15,412 50 | | 853 94- |
| 225,000 | Total | | 237,233 86 | 1 17 | 238,087 80 | 15,412.50 | | 853 94- |
| | DAIMLERCHRYSLER N A HLDG CORP GLOBAL NT DTD 08/24/99 6 900% DUE 09/01/04 Account 20-10-200-1037780 | 102 823 | | | | | 6 71 5 74 | |
| 210,000 | | 103 652 | 215,928 64 | 1 06 | 217,669 20 | 14,490 00 | | 1,740 56- |
| 210,000 | Total | | 215,928 64 | 1.06 | 217,669 20 | 14,490 00 | | 1,740 56- |
| | DONALDSON LUFKIN & JENRETTE NW NOTE DTD 10/30/95 6 875% DUE 11/01/05 Account 20-10-200-1037780 | 106 017 | | | | | 6 48 5 12 | |
| 230,000 | | 98 084 | 243,839 15 | 1 20 | 225,593 20 | 15,812 50 | | 18,245 95 |
| 230,000 | Total | | 243,839.15 | 1 20 | 225,593 20 | 15,812 50 | | 18,245 95 |
| | EOP OPERATING LP NOTE DTD 07/18/01 7 00% DUE 07/15/11 Account 20-10-200-1037780 | 100 728 | | | | | 6 95 6 89 | |
| 50,000 | | 101 851 | 50,364 17 | 25 | 50,925 50 | 3,500 00 | | 561 33- |
| 50,000 | Total | | 50,364 17 | .25 | 50,925.50 | 3,500 00 | | 561.33- |
| | FORD MOTOR CREDIT CORP SENIOR UNSUB GLOBAL NT DTD 04/28/98 6 125% DUE 04/28/03 | 101 424 | | | | | 6 04 4 99 | |



11/17

Fixed Income Detail

continued

Corporate bonds

Finance - corp bonds

| Par value | Description | Unit price/ Unit cost | Market value | Percent of fixed income | Tax cost | Estimated annual income | Yield on market/ Yield to maturity | Unrealized g/l for tax cost |
|-----------|--|--------------------------|-------------------|-------------------------------|-------------------|----------------------------|---|--------------------------------|
| 355,000 | Account 20-10-200-1037780 | 99 554 | 360,058 50 | 1 77 | 353,416 55 | 21,743 75 | | 6,641 95 |
| 355,000 | Total | | 360,058 50 | 1.77 | 353,416 55 | 21,743 75 | | 6,641 95 |
| | FORD MOTOR CREDIT CORP GLOBAL SR NT DTD 02/23/99 5 750% DUE 02/23/04 | 99 710 | | | | | 5 77 5 89 | |
| 85,000 | Account 20-10-200-1037780 | 94 514 | 84,753 89 | 42 | 80,336 90 | 4,887 50 | | 4,416 99 |
| 85,000 | Total | | 84,753.89 | 42 | 80,336.90 | 4,887.50 | | 4,416 99 |
| | FORD MOTOR CREDIT CORP GLOBAL BD DTD 01/30/01 7 375% DUE 02/01/11 | 98 189 | | | | | 7 51 7 65 | |
| 300,000 | Account 20-10-200-1037780 | 97 231 | 294,568 95 | 1 45 | 291,693 00 | 22,125 00 | | 2,875 95 |
| 300,000 | Total | | 294,568 95 | 1.45 | 291,693.00 | 22,125 00 | | 2,875.95 |
| | GE GLOBAL INSURANCE NOTE DTD 06/23/00 7 500% DUE 06/15/10 | 109 586 | | | | | 6 84 6 03 | |
| 245,000 | Account 20-10-200-1037780 | 107 713 | 268,486 34 | 1 32 | 263,896 85 | 18,375 00 | | 4,589 49 |
| 245,000 | Total | | 268,486 34 | 1.32 | 263,896 85 | 18,375 00 | | 4,589.49 |
| | GENERAL MTR ACCEPT CORP GLOBAL NT DTD 06/17/99 6 850% DUE 06/17/04 | 102 780 | | | | | 6 66 5 62 | |
| 230,000 | Account 20-10-200-1037780 | 99 312 | 236,395 33 | 1 16 | 228,417 60 | 15,755 00 | | 7,977 73 |
| 230,000 | Total | | 236,395 33 | 1.16 | 228,417.60 | 15,755 00 | | 7,977.73 |
| | GOLDMAN SACHS GROUP INC BOND DTD 07/17/00 7 625% DUE 08/17/05 | 108 138 | | | | | 7 05 5 13 | |
| 205,000 | Account 20-10-200-1037780 | 103 892 | 221,683 33 | 1 09 | 212,979 45 | 15,631 25 | | 8,703 88 |
| 205,000 | Total | | 221,683 33 | 1.09 | 212,979.45 | 15,631.25 | | 8,703 88 |
| | HELLER FINANCIAL INC GLOBAL NT DTD 03/09/01 6 375% DUE 03/15/06 | 105 370 | | | | | 6 05 4 94 | |
| 105,000 | Account 20-10-200-1037780 | 100 130 | 110,639 29 | .54 | 105,136 50 | 6,693 75 | | 5,502 79 |
| 105,000 | Total | | 110,639 29 | .54 | 105,136 50 | 6,693 75 | | 5,502 79 |
| | HOUSEHOLD FINANCE CORP NOTE DTD 08/02/99 7 000% DUE 08/01/03 | 104 896 | | | | | 6 67 3 77 | |
| 190,000 | Account 20-10-200-1037780 | 105 312 | 199,302 81 | .98 | 200,092 80 | 13,300 00 | | 790 19- |
| 190,000 | Total | | 199,302.61 | .98 | 200,092.80 | 13,300.00 | | 790 19- |





Account Statement
December 31, 2001

NORD FAMILY FDN CONS 20-10-200-1102800

Fixed Income Detail

continued

Corporate bonds

Finance - corp bonds

| Par value | Description | Unit price/ Unit cost | Market value | Percent of fixed income | Tax cost | Estimated annual income | Yield to maturity | Yield on market | Unrealized g/l for tax cost |
|-----------|---|--------------------------|--------------|-------------------------------|------------|----------------------------|----------------------|--------------------|--------------------------------|
| 200,000 | HOUSEHOLD FINANCE CORP NOTE DTD 05/09/00 8.000% DUE 05/09/05 | 107.284 | 214,569.94 | 1.06 | 202,128.60 | 16,000.00 | 7.48 | 5.58 | |
| 200,000 | LEHMAN BROS HLDGS INC NOTE DTD 05/09/95 8.500% DUE 05/01/07 | 111.623 | 214,569.94 | 1.06 | 202,128.60 | 16,000.00 | 7.61 | 5.92 | 12,441.34 |
| 170,000 | LEHMAN BROTHERS HOLDINGS INC GLOBAL SR BD DTD 08/15/00 7.875% DUE 08/15/10 | 109.060 | 189,760.49 | 93 | 174,182.85 | 14,450.00 | 7.22 | 6.48 | 15,577.64 |
| 155,000 | MBNA AMERICA BANK NA MED TERM BK NT SER 144A DTD 09/19/00 7.750% DUE 09/15/05 | 103.770 | 169,043.53 | 83 | 155,531.65 | 12,206.25 | 7.47 | 6.58 | 13,511.88 |
| 55,000 | MERRILL LYNCH GLOBAL BOND DTD 02/12/98 8.000% DUE 02/12/03 | 99.255 | 57,073.53 | 28 | 54,590.25 | 4,262.50 | 5.80 | 2.83 | 2,483.28 |
| 200,000 | MERRILL LYNCH GLOBAL NT DTD 11/24/98 6.000% DUE 11/15/04 | 103.997 | 206,821.42 | 1.02 | 203,321.00 | 12,000.00 | 5.77 | 4.49 | 3,500.42 |
| 85,000 | MORGAN STANLEY DEAN WITTER NOTES DTD 12/23/99 7.125% DUE 01/15/03 | 94.790 | 88,397.82 | 44 | 80,571.50 | 5,100.00 | 6.83 | 2.83 | 7,826.32 |
| 165,000 | MORGAN STANLEY DEAN WITTER NOTE DTD 06/09/00 7.750% DUE 06/15/05 | 99.400 | 172,126.63 | 85 | 164,010.00 | 11,756.25 | 7.15 | 5.08 | 8,116.63 |



Fixed Income Detail

continued

Corporate bonds

Finance - corp bonds

| Par value | Description | Unit price/ Unit cost | Market value | Percent of fixed income | Tax cost | Estimated annual income | Yield on market/ Yield to maturity | Unrealized g/l for tax cost |
|-----------|----------------------------------|--------------------------|-------------------|-------------------------------|-------------------|----------------------------|---|--------------------------------|
| 185,000 | Account 20-10-200-1037780 | 108 093 | 200,432 83 | .99 | 199,972 05 | 14,337 50 | | 460 78 |
| 185,000 | Total | | 200,432 83 | .99 | 199,972 05 | 14,337.50 | | 460.78 |
| | NATIONAL CITY CORP | 105 838 | | | | | 6 80 | |
| | NOTE | | | | | | 5 28 | |
| | DTD 05/24/95 7 200% DUE 05/15/05 | | | | | | | |
| 160,000 | Account 20-10-200-1037780 | 102 403 | 169,340 94 | .83 | 163,844 80 | 11,520 00 | | 5,496 14 |
| 160,000 | Total | | 169,340.94 | .83 | 163,844.80 | 11,520.00 | | 5,496.14 |
| | NATIONSBANK CORP | 108.336 | | | | | 7 15 | |
| | NOTE | | | | | | 4 34 | |
| | DTD 08/08/94 7 750% DUE 08/15/04 | | | | | | | |
| 210,000 | Account 20-10-200-1037780 | 108 322 | 227,507 49 | 1 12 | 227,476 20 | 16,275 00 | | 31 29 |
| 210,000 | Total | | 227,507 49 | 1.12 | 227,476.20 | 16,275 00 | | 31.29 |
| | PAINE WEBBER GROUP INC | 105 305 | | | | | 6 05 | |
| | NOTE | | | | | | 4 00 | |
| | DTD 05/18/99 6 375% DUE 05/15/04 | | | | | | | |
| 145,000 | Account 20-10-200-1037780 | 98 660 | 152,692 44 | .75 | 140,157 00 | 9,243 75 | | 12,535 44 |
| 145,000 | Total | | 152,692.44 | .75 | 140,157.00 | 9,243 75 | | 12,535 44 |
| | SIMON PROPERTY GROUP LP | 103 171 | | | | | 7 15 | |
| | NOTE | | | | | | 6 47 | |
| | DTD 01/18/01 7 375% DUE 01/20/06 | | | | | | | |
| 50,000 | Account 20-10-200-1037780 | 102 104 | 51,585 51 | .25 | 51,052 00 | 3,687 50 | | 533 51 |
| 50,000 | Total | | 51,585 51 | .25 | 51,052 00 | 3,687.50 | | 533 51 |
| | TRANSAMERICA FIN CORP | 106 011 | | | | | 7 07 | |
| | NOTE | | | | | | 4 59 | |
| | DTD 03/15/94 7 500% DUE 03/15/04 | | | | | | | |
| 240,000 | Account 20-10-200-1037780 | 104 478 | 254,426 42 | 1 25 | 250,747 20 | 18,000 00 | | 3,679 22 |
| 240,000 | Total | | 254,426.42 | 1 25 | 250,747.20 | 18,000.00 | | 3,679 22 |
| | WASHINGTON MUTUAL INC | 108 382 | | | | | 6 92 | |
| | NOTE | | | | | | 5 42 | |
| | DTD 08/10/99 7 500% DUE 08/15/06 | | | | | | | |
| 70,000 | Account 20-10-200-1037780 | 105 576 | 75,867 76 | .37 | 73,903 20 | 5,250 00 | | 1,964 56 |
| 70,000 | Total | | 75,867.76 | .37 | 73,903.20 | 5,250 00 | | 1,964.56 |





PrivateBank

Account Statement

December 31, 2001

NORD FAMILY FDN

CONS 20-10-200-1102800

Fixed Income Detail

continued

Corporate bonds

Finance - corp bonds

| Par value | Description | Unit price/ Unit cost | Market value | Percent of fixed income | Tax cost | Estimated annual income | Yield on market/ Yield to maturity | Unrealized g/l for tax cost |
|-----------------------------------|---|--------------------------|-----------------------|-------------------------------|-----------------------|----------------------------|---|--------------------------------|
| | WELLS FARGO FINANCIAL INC NOTE DTD 07/14/00 7 250% DUE 07/14/03 | 106 189 | | | | | 6 83 3 06 | |
| 160,000 | Account 20-10-200-1037780 | 99 826 | 169,902 72 | .84 | 159,722 10 | 11,600 00 | | 10,180 62 |
| 160,000 | Total | | 169,902.72 | .84 | 159,722.10 | 11,600 00 | | 10,180 62 |
| Total finance - corp bonds | | | \$5,637,979.57 | 27.76% | \$5,466,388.75 | \$380,271.25 | 6 74% | \$171,580 82 |

Industrial - corp bonds

| Par value | Description | Unit price/ Unit cost | Market value | Percent of fixed income | Tax cost | Estimated annual income | Yield on market/ Yield to maturity | Unrealized g/l for tax cost |
|-----------|--|--------------------------|--------------|-------------------------------|------------|----------------------------|---|--------------------------------|
| | AETNA INC BOND DTD 03/02/01 7 875% DUE 03/01/11 | 96 834 | | | | | 8 13 8 37 | |
| 55,000 | Account 20-10-200-1037780 | 99 165 | 53,259 09 | .26 | 54,540 75 | 4,331 25 | | 1,281 66- |
| 55,000 | Total | | 53,259 09 | .26 | 54,540 75 | 4,331.25 | | 1,281.66- |
| | ALCOA INC SENIOR NT DTD 12/06/01 6 000% DUE 01/15/12 | 98 935 | | | | | 6 08 6 14 | |
| 170,000 | Account 20-10-200-1037780 | 99 801 | 168,189 96 | .83 | 169,661 70 | 10,200 00 | | 1,471 74- |
| 170,000 | Total | | 168,189 96 | .83 | 169,661.70 | 10,200 00 | | 1,471.74- |
| | AVON PRODUCTS INC SENIOR NT DTD 11/09/99 7 150% DUE 11/15/09 | 104 041 | | | | | 6 87 6 48 | |
| 110,000 | Account 20-10-200-1037780 | 104 046 | 114,445 60 | .56 | 114,450 60 | 7,865 00 | | 5 00- |
| 110,000 | Total | | 114,445.60 | .56 | 114,450.60 | 7,865.00 | | 5 00- |
| | BORGWARNER INC SENIOR NT DTD 11/05/96 7 00% DUE 11/01/06 | 101 206 | | | | | 6 92 6 70 | |
| 50,000 | Account 20-10-200-1037780 | 100 426 | 50,603 26 | .25 | 50,213 00 | 3,500 00 | | 390 26 |
| 50,000 | Total | | 50,603 26 | .25 | 50,213 00 | 3,500 00 | | 390.26 |
| | CHEVRON PHILLIPS CHEM CO LLC NOTE DTD 03/19/01 7 000% DUE 03/15/11 | 99 092 | | | | | 7 06 7 13 | |
| 50,000 | Account 20-10-200-1037780 | 101 705 | 49,546 39 | .24 | 50,852 50 | 3,500 00 | | 1,306 11- |
| 50,000 | Total | | 49,546.39 | .24 | 50,852.50 | 3,500 00 | | 1,306 11- |



Fixed Income Detail

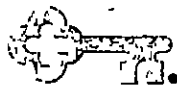
continued

Corporate bonds

Industrial - corp bonds

| Par value | Description | Unit price/ Unit cost | Market value | Percent of fixed income | Tax cost | Estimated annual income | Yield on market/ Yield to maturity | Unrealized g/l for tax cost |
|-----------|--|--------------------------|--------------|-------------------------------|------------|----------------------------|---|--------------------------------|
| | COCA COLA ENTERPRISES NOTE DTD 11/02/98 5 750% DUE 11/01/08 Account 20-10-200-1037780 | 98 804 89 271 | | | | | 5 82 5 96 | |
| 160,000 | Total | | 158,087 71 | .78 | 142,833 60 | 9,200 00 | | 15,254 11 |
| 160,000 | Total | | 158,087.71 | .78 | 142,833.60 | 9,200.00 | | 15,254.11 |
| | CONAGRA INC NOTE DTD 09/18/00 7 875% DUE 09/15/10 Account 20-10-200-1037780 | 109 749 109 404 | | | | | 7 18 6 39 | |
| 50,000 | Total | | 54,874 59 | .27 | 54,702 00 | 3,937 50 | | 172 59 |
| 50,000 | Total | | 54,874 59 | .27 | 54,702.00 | 3,937.50 | | 172 59 |
| | CONOCO INC SENIOR NT DTD 04/20/99 5 900% DUE 04/15/04 Account 20-10-200-1037780 | 103 349 97 187 | | | | | 5 71 4 34 | |
| 45,000 | Total | | 46,507 31 | .23 | 43,734 15 | 2,655 00 | | 2,773 16 |
| 45,000 | Total | | 46,507.31 | .23 | 43,734 15 | 2,655 00 | | 2,773.16 |
| | CONTINENTAL CABLEVISION SENIOR NT DTD 05/15/98 8 300% DUE 05/15/06 Account 20-10-200-1037780 | 108 158 103 241 | | | | | 7 67 6 14 | |
| 60,000 | Total | | 64,895 22 | .32 | 61,944 60 | 4,980 00 | | 2,950 62 |
| 60,000 | Total | | 64,895.22 | .32 | 61,944 60 | 4,980.00 | | 2,950 62 |
| | DELPHI AUTOMOTIVE SYSTEMS CORP NOTE DTD 06/05/01 6 55% DUE 06/15/06 Account 20-10-200-1037780 | 99 312 99 875 | | | | | 6 60 6 73 | |
| 50,000 | Total | | 49,656 44 | .24 | 49,937 50 | 3,275 00 | | 281 06- |
| 50,000 | Total | | 49,656.44 | .24 | 49,937.50 | 3,275 00 | | 281 06- |
| | DOW CHEMICAL CO NOTE DTD 08/18/00 7 00% DUE 08/15/05 Account 20-10-200-1037780 | 105 954 107 439 | | | | | 6 81 5 17 | |
| 145,000 | Total | | 153,634 27 | .76 | 155,786 55 | 10,150 00 | | 2,152 28- |
| 145,000 | Total | | 153,634.27 | .76 | 155,786 55 | 10,150 00 | | 2,152 28- |
| | DOW CHEMICAL CO NOTE DTD 02/08/01 6 125% DUE 02/01/11 Account 20-10-200-1037780 | 100 692 101 551 | | | | | 6 08 6 02 | |
| 300,000 | Total | | 302,077 20 | 1 49 | 304,653 00 | 18,375 00 | | 2,575 80- |
| 300,000 | Total | | 302,077 20 | 1 49 | 304,653 00 | 18,375 00 | | 2,575 80- |
| | EATON CORP NOTE DTD 11/16/99 6 95% DUE 11/15/04 | 104 334 | | | | | 6 66 5 30 | |





PrivateBank

Account Statement

December 31, 2001

NORD FAMILY FDN

CONS 20-10-200-1102800

Fixed Income Detail

continued

Corporate bonds

Industrial - corp bonds

| Par value | Description | Unit price/ Unit cost | Market value | Percent of fixed income | Tax cost | Estimated annual income | Yield on market/ Yield to maturity | Unrealized g/l for tax cost |
|-----------|--|--------------------------|--------------|-------------------------------|------------|----------------------------|---|--------------------------------|
| 115,000 | Account 20-10-200-1037780 | 98 956 | 119,984 66 | .59 | 113,799 40 | 7,992 50 | | 6,185 26 |
| 115,000 | Total | | 119,984 66 | .59 | 113,799.40 | 7,992 50 | | 6,185.26 |
| | FEDERATED DEPT STORES NOTE | 109 841 | | | | | 7 74 6 93 | |
| 45,000 | Account 20-10-200-1037780 | 110 641 | 49,428 79 | .24 | 49,788 45 | 3,825 00 | | 359 66- |
| 45,000 | Total | | 49,428.79 | .24 | 49,788 45 | 3,825.00 | | 359.66- |
| | HERTZ CORP NOTE | 101 818 | | | | | 8 10 7 63 | |
| 290,000 | Account 20-10-200-1037780 | 102.419 | 295,274 64 | 1 45 | 297,014 80 | 23,925 00 | | 1,740 16- |
| 290,000 | Total | | 295,274 64 | 1 45 | 297,014 80 | 23,925.00 | | 1,740 16- |
| | HONEYWELL INTERNATIONAL INC NOTE | 105 347 | | | | | 6 53 5 28 | |
| 180,000 | Account 20-10-200-1037780 | 104 829 | 189,626 04 | .93 | 188,332 20 | 12,375 00 | | 1,293 84 |
| 180,000 | Total | | 189,626 04 | .93 | 188,332.20 | 12,375.00 | | 1,293 84 |
| | KERR MCGEE CORP NOTE | 101 011 | | | | | 6 56 6 41 | |
| 65,000 | Account 20-10-200-1037780 | 101 063 | 65,657 22 | .32 | 65,690 95 | 4,306 25 | | 33 73- |
| 65,000 | Total | | 65,657 22 | .32 | 65,690.95 | 4,306.25 | | 33.73- |
| | KROGER CO NOTE | 110 046 | | | | | 7 32 6 43 | |
| 55,000 | Account 20-10-200-1037780 | 108 395 | 60,525 61 | .30 | 59,617 25 | 4,427 50 | | 908 36 |
| 55,000 | Total | | 60,525 61 | .30 | 59,617.25 | 4,427.50 | | 908.36 |
| | MASCO CORP NOTE | 101 906 | | | | | 5 89 5 12 | |
| 50,000 | Account 20-10-200-1037780 | 99 815 | 50,953 22 | .25 | 49,907 50 | 3,000 00 | | 1,045 72 |
| 50,000 | Total | | 50,953 22 | .25 | 49,907 50 | 3,000.00 | | 1,045.72 |
| | OCCIDENTAL PETROLEUM CORP SENIOR NT | 106 412 | | | | | 7 19 5 87 | |
| 50,000 | Account 20-10-200-1037780 | 107.493 | 53,206 47 | .26 | 53,746 50 | 3,825 00 | | 540 03- |
| 50,000 | Total | | 53,206.47 | .26 | 53,746 50 | 3,825.00 | | 540 03- |



Fixed Income Detail

continued

Corporate bonds

Industrial - corp bonds

| Par value | Description | Unit price/ Unit cost | Market value | Percent of fixed income | Tax cost | Estimated annual income | Yield on market/ Yield to maturity | Unrealized g/l for tax cost |
|-----------|--|--------------------------|-------------------|-------------------------------|-------------------|----------------------------|---|--------------------------------|
| | PHILLIPS PETROLEUM CO NOTE DTD 05/25/00 8 500% DUE 05/25/05 Account 20-10-200-1037780 | 109 871 | | | | | 7 74 5 28 | |
| 50,000 | | 109 762 | 54,935 59 | .27 | 54,881 00 | 4,250 00 | | 54 59 |
| 50,000 | Total | | 54,935.59 | .27 | 54,881.00 | 4,250.00 | | 54 59 |
| | PRAXAIR INC NOTE DTD 03/01/93 6 75% DUE 03/01/03 Account 20-10-200-1037780 | 103 844 | | | | | 6 50 3 33 | |
| 100,000 | | 103 198 | 103,844 74 | .51 | 103,198 00 | 6,750 00 | | 646 74 |
| 100,000 | Total | | 103,844.74 | .51 | 103,198.00 | 6,750.00 | | 646 74 |
| | ROHM & HAAS CO SENIOR NT DTD 07/06/99 7 400% DUE 07/15/09 Account 20-10-200-1037780 | 106 426 | | | | | 6 95 6 31 | |
| 165,000 | | 105 668 | 175,603 64 | .86 | 174,352 20 | 12,210 00 | | 1,251 44 |
| 165,000 | Total | | 175,603 64 | .86 | 174,352.20 | 12,210 00 | | 1,251.44 |
| | SAFEWAY INC NOTE DTD 03/05/01 6 500% DUE 03/01/11 Account 20-10-200-1037780 | 101 894 | | | | | 6 38 6 22 | |
| 50,000 | | 99 278 | 50,947 00 | .25 | 49,639 00 | 3,250 00 | | 1,308 00 |
| 50,000 | Total | | 50,947.00 | .25 | 49,639.00 | 3,250.00 | | 1,308 00 |
| | SEARS ROEBUCK & CO NOTE DTD 01/15/94 6 250% DUE 01/15/04 Account 20-10-200-1037780 | 102 573 | | | | | 6 09 4 90 | |
| 110,000 | | 96 424 | 112,830 51 | .56 | 106,066 40 | 6,875 00 | | 6,764 11 |
| 110,000 | Total | | 112,830.51 | .56 | 106,066 40 | 6,875 00 | | 6,764 11 |
| | TJX COS INC NOTE DTD 12/14/99 7 45% DUE 12/15/09 Account 20-10-200-1037780 | 103 661 | | | | | 7 19 6 84 | |
| 105,000 | | 95 983 | 108,844 88 | .54 | 100,782 15 | 7,822 50 | | 8,062 73 |
| 105,000 | Total | | 108,844 88 | .54 | 100,782 15 | 7,822 50 | | 8,062 73 |
| | TXU CORP SENIOR NT DTD 06/15/01 6 375% DUE 06/15/06 Account 20-10-200-1037780 | 100 782 | | | | | 6 33 6 17 | |
| 55,000 | | 104 159 | 55,430 23 | .27 | 57,287 45 | 3,506 25 | | 1,857 22- |
| 55,000 | Total | | 55,430 23 | .27 | 57,287 45 | 3,506 25 | | 1,857 22- |
| | TIME WARNER INC NOTE DTD 06/15/95 7 750% DUE 06/15/05 | 107 265 | | | | | 7 23 5 41 | |



Fixed Income Detail

continued

Corporate bonds

Industrial - corp bonds

| Par value | Description | Unit price/ Unit cost | Market value | Percent of fixed income | Tax cost | Estimated annual income | Yield on market/ Yield to maturity | Unrealized g/l for tax cost |
|--------------------------------------|----------------------------------|--------------------------|-----------------------|-------------------------------|-----------------------|----------------------------|---|--------------------------------|
| 150,000 | Account 20-10-200-1037780 | 101 813 | 160,897 59 | .79 | 152,719 50 | 11,625 00 | | 8,178 09 |
| 150,000 | Total | | 160,897.59 | .79 | 152,719 50 | 11,625 00 | | 8,178 09 |
| | UNILEVER CAPITAL CORP | 108 008 | | | | | 6 60 | |
| | GLOBAL NT | | | | | | 5 94 | |
| | DTD 10/24/00 7 125% DUE 11/01/10 | | | | | | | |
| 150,000 | Account 20-10-200-1037780 | 106 756 | 162,012 03 | .80 | 160,134 00 | 10,687 50 | | 1,878 03 |
| 150,000 | Total | | 162,012 03 | .80 | 160,134 00 | 10,687.50 | | 1,878 03 |
| | UNION PACIFIC CORP | 102 879 | | | | | 6 44 | |
| | NOTES | | | | | | 6 05 | |
| | DTD 02/03/98 6 625% DUE 02/01/08 | | | | | | | |
| 50,000 | Account 20-10-200-1037780 | 102 003 | 51,439 84 | .25 | 51,001 50 | 3,312 50 | | 438 34 |
| 50,000 | Total | | 51,439.84 | .25 | 51,001 50 | 3,312 50 | | 438 34 |
| | UNITED TECH CORP | 105 600 | | | | | 6 27 | |
| | NOTE | | | | | | 4 52 | |
| | DTD 11/09/99 6 625% DUE 11/15/04 | | | | | | | |
| 150,000 | Account 20-10-200-1037780 | 105 830 | 158,400 96 | .78 | 158,745 00 | 9,937 50 | | 344 04- |
| 150,000 | Total | | 158,400.96 | .78 | 158,745.00 | 9,937.50 | | 344 04- |
| | UNITEDHEALTH GROUP INC | 106 759 | | | | | 7 03 | |
| | NOTE | | | | | | 5 53 | |
| | DTD 11/16/00 7 500% DUE 11/15/05 | | | | | | | |
| 235,000 | Account 20-10-200-1037780 | 99 652 | 250,885 77 | 1.24 | 234,182 20 | 17,625 00 | | 16,703 57 |
| 235,000 | Total | | 250,885.77 | 1.24 | 234,182 20 | 17,625 00 | | 16,703 57 |
| | VISTEON CORP | 102 992 | | | | | 8 01 | |
| | GLOBAL SR NT | | | | | | 7 76 | |
| | DTD 08/03/00 8 250% DUE 08/01/10 | | | | | | | |
| 50,000 | Account 20-10-200-1037780 | 105 874 | 51,496 05 | .25 | 52,937 00 | 4,125 00 | | 1,440 95- |
| 50,000 | Total | | 51,496.05 | .25 | 52,937.00 | 4,125.00 | | 1,440 95- |
| Total industrial - corp bonds | | | \$3,648,002.52 | 17.96% | \$3,587,182 40 | \$247,621 25 | 6.79% | \$60,870.12 |



Fixed Income Detail

continued

Corporate bonds

Utilities - corp bonds

| Par value | Description | Unit price/ Unit cost | Market value | Percent of fixed Income | Tax cost | Estimated annual income | Yield on market/ Yield to maturity | Unrealized g/l for tax cost |
|-----------|---|--------------------------|--------------|-------------------------------|------------|----------------------------|---|--------------------------------|
| | CINERGY CORP DEB DTD 04/16/99 6 125% DUE 04/15/04 | 101 082 | | | | | 6 06 5 61 | |
| 60,000 | Account 20-10-200-1037780 | 95 725 | 60,649 34 | 30 | 57,435 00 | 3,675 00 | | 3,214 34 |
| 60,000 | Total | | 60,649 34 | .30 | 57,435 00 | 3,675.00 | | 3,214.34 |
| | COX COMMUNICATIONS INC NOTE DTD 03/09/01 6 750% DUE 03/15/11 | 100 162 | | | | | 6 74 6 72 | |
| 65,000 | Account 20-10-200-1037780 | 99 675 | 65,105 86 | 32 | 64,788 75 | 4,387 50 | | 317 11 |
| 65,000 | Total | | 65,105.86 | .32 | 64,788.75 | 4,387 50 | | 317.11 |
| | DOMINION RESOURCES SENIOR NT SER B DTD 07/13/00 7 625% DUE 07/15/05 | 105.650 | | | | | 7 22 5 83 | |
| 55,000 | Account 20-10-200-1037780 | 102 041 | 58,107 86 | 29 | 56,122 55 | 4,193 75 | | 1,985 31 |
| 55,000 | Total | | 58,107.86 | 29 | 56,122.55 | 4,193.75 | | 1,985.31 |
| | EL PASO ENERGY CORP SENIOR NT DTD 05/10/99 6 75% DUE 05/15/09 | 94 808 | | | | | 7 12 7 68 | |
| 65,000 | Account 20-10-200-1037780 | 95 964 | 61,625 54 | 30 | 62,376 60 | 4,387 50 | | 751 06- |
| 65,000 | Total | | 61,625 54 | 30 | 62,376.60 | 4,387.50 | | 751 06- |
| | NIAGARA MOHAWK POWER CORP SENIOR NT SER G DTD 06/30/98 7 75% DUE 10/01/08 | 104 866 | | | | | 7 39 6 83 | |
| 75,000 | Account 20-10-200-1037780 | 101 910 | 78,650 00 | 39 | 76,432 50 | 5,812 50 | | 2,217 50 |
| 75,000 | Total | | 78,650 00 | 39 | 76,432.50 | 5,812.50 | | 2,217 50 |
| | SPRINT CAPITAL CORP GLOBAL NT DTD 05/06/99 6 375% DUE 05/01/09 | 97 376 | | | | | 6 55 6 83 | |
| 180,000 | Account 20-10-200-1037780 | 95 800 | 175,278 44 | 86 | 172,440 00 | 11,475 00 | | 2,838 44 |
| 180,000 | Total | | 175,278 44 | 86 | 172,440.00 | 11,475.00 | | 2,838 44 |
| | WORLD COM INC NOTE DTD 05/24/00 7 875% DUE 05/15/03 | 104 460 | | | | | 7 54 4 46 | |
| 225,000 | Account 20-10-200-1037780 | 100 524 | 235,035 74 | 1 16 | 226,178 40 | 17,718 75 | | 8,857 34 |
| 225,000 | Total | | 235,035 74 | 1 16 | 226,178 40 | 17,718.75 | | 8,857 34 |



Fixed Income Detail

continued

Corporate bonds

Utilities - corp bonds

| Par value | Description | Unit price/ Unit cost | Market value | Percent of fixed income | Tax cost | Estimated annual income | Yield on market/ Yield to maturity | Unrealized g/l for tax cost |
|-------------------------------------|---|--------------------------|---------------------|-------------------------------|---------------------|----------------------------|---|--------------------------------|
| | WORLD COM INC NOTE DTD 05/24/00 8 250% DUE 05/15/10 | 106 730 | | | | | 7 73 7 16 | |
| 165,000 | Account 20-10-200-1037780 | 98 537 | 176,105 80 | .87 | 162,586 60 | 13,612 50 | | 13,519 20 |
| 165,000 | Total | | 176,105 80 | .87 | 162,586.60 | 13,612.50 | | 13,519 20 |
| Total utilities - corp bonds | | | \$910,558 58 | 4 48% | \$878,360 40 | \$65,262.50 | 7.17% | \$32,198 18 |

Miscellaneous - corp bonds

| Par value | Description | Unit price/ Unit cost | Market value | Percent of fixed income | Tax cost | Estimated annual income | Yield on market/ Yield to maturity | Unrealized g/l for tax cost |
|-----------|---|--------------------------|-------------------|-------------------------------|-------------------|----------------------------|---|--------------------------------|
| | ARCHER DANIELS MIDLAND CO DEB DTD 04/15/91 8 875% DUE 04/15/11 | 119 476 | | | | | 7 43 6 09 | |
| 165,000 | Account 20-10-200-1037780 | 116 889 | 197,135 58 | .97 | 192,866 85 | 14,643 75 | | 4,268 73 |
| 165,000 | Total | | 197,135 58 | .97 | 192,866 85 | 14,643 75 | | 4,268.73 |
| | COMMONWEALTH EDISON CO BOND DTD 07/01/93 7 000% DUE 07/01/05 | 103 871 | | | | | 6 74 5 76 | |
| 55,000 | Account 20-10-200-1037780 | 102 790 | 57,129 13 | .28 | 56,534 50 | 3,850 00 | | 594 63 |
| 55,000 | Total | | 57,129.13 | .28 | 56,534.50 | 3,850.00 | | 594.63 |
| | FPL GROUP CAPITAL INC NOTE DTD 09/07/99 7 625% DUE 09/15/06 | 108 250 | | | | | 7 04 5 60 | |
| 100,000 | Account 20-10-200-1037780 | 106 178 | 108,250 43 | .53 | 106,178 00 | 7,625 00 | | 2,072 43 |
| 100,000 | Total | | 108,250.43 | .53 | 106,178 00 | 7,625 00 | | 2,072 43 |
| | NIAGARA MOHAWK POWER CORP BOND DTD 05/15/95 7 750% DUE 05/15/08 | 106 857 | | | | | 7 25 5 94 | |
| 55,000 | Account 20-10-200-1037780 | 102 607 | 58,771 78 | .29 | 56,433 85 | 4,262 50 | | 2,337 93 |
| 55,000 | Total | | 58,771 78 | .29 | 56,433.85 | 4,262.50 | | 2,337 93 |



Fixed Income Detail

continued

Corporate bonds

Miscellaneous - corp bonds

| Par value | Description | Unit price/ Unit cost | Market value | Percent of fixed income | Tax cost | Estimated annual income | Yield on market/ Yield to maturity | Unrealized g/l for tax cost |
|---|---|--------------------------|---------------------|-------------------------------|---------------------|----------------------------|---|--------------------------------|
| | UNION OIL CO OF CALIF NOTE DTD 05/15/95 7 200% DUE 05/15/05 | 104 492 | | | | | 6 89 5 71 | |
| 60,000 | Account 20-10-200-1037780 | 102 598 | 62,695 31 | .31 | 61,558 80 | 4,320 00 | | 1,136 51 |
| 60,000 | Total | | 62,695.31 | .31 | 61,558.80 | 4,320 00 | | 1,136 51 |
| Total miscellaneous - corp bonds | | | \$483,982 23 | 2 38% | \$473,572.00 | \$34,701.25 | 7.17% | \$10,410 23 |

Yankee - corp bonds

| Par value | Description | Unit price/ Unit cost | Market value | Percent of fixed income | Tax cost | Estimated annual income | Yield on market/ Yield to maturity | Unrealized g/l for tax cost |
|----------------------------------|---|--------------------------|-----------------------|-------------------------------|---------------------|----------------------------|---|--------------------------------|
| | BSCH ISSUANCES LTD YANKEE SUB NT DTD 11/03/99 7 625% DUE 11/03/09 | 104 721 | | | | | 7 28 6 83 | |
| 465,000 | Account 20-10-200-1037780 | 97 950 | 486,954 60 | 2 40 | 455,466 65 | 35,456 25 | | 31,487 95 |
| 465,000 | Total | | 486,954.60 | 2.40 | 455,466 65 | 35,456.25 | | 31,487.95 |
| | CANADIAN PACIFIC YANKEE NT DTD 04/15/93 6 875% DUE 04/15/03 | 103 800 12/28/01 | | | | | 6 62 | |
| 50,000 | Account 20-10-200-1037780 | 103 051 | 51,900 00 | .26 | 51,525 50 | 3,437 50 | | 374 50 |
| 50,000 | Total | | 51,900.00 | .26 | 51,525.50 | 3,437 50 | | 374 50 |
| | HSBC HOLDING PLC YANKEE SUB NT DTD 07/06/99 7 5% DUE 07/15/09 | 108 128 | | | | | 6 94 6 13 | |
| 280,000 | Account 20-10-200-1037780 | 99 988 | 302,760 42 | 1 49 | 279,967 40 | 21,000 00 | | 22,793 02 |
| 280,000 | Total | | 302,760.42 | 1.49 | 279,967.40 | 21,000 00 | | 22,793 02 |
| | TYCO INTERNATIONAL GROUP S A YANKEE NT DTD 06/09/98 6 375% DUE 06/15/05 | 101 831 | | | | | 6 26 5 78 | |
| 200,000 | Account 20-10-200-1037780 | 95 190 | 203,663 08 | 1 00 | 190,380 00 | 12,750 00 | | 13,283 08 |
| 200,000 | Total | | 203,663.08 | 1 00 | 190,380.00 | 12,750.00 | | 13,283 08 |
| Total yankee - corp bonds | | | \$1,045,278.10 | 5.15% | \$977,389 55 | \$72,643.75 | 6 95% | \$67,938 55 |





Account Statement

December 31, 2001

NORD FAMILY FDN

CONS 20-10-200-1102800

Fixed Income Detail

continued

Total corporate bonds \$11,725,801.00 57.74% \$11,382,803.10 \$800,500.00 6.83% \$342,997.90

Government mortgage backed

FNMA

| Par value | Description | Unit price/Unit cost | Market value | Percent of fixed income | Tax cost | Estimated annual income | Yield on market | Yield to maturity | Unrealized gain for tax cost |
|-------------|----------------------------------|----------------------|--------------|-------------------------|--------------|-------------------------|-----------------|-------------------|------------------------------|
| 204,733.280 | FANNIE MAE POOL 574785 | 98.458 | 201,576.97 | .99 | 205,192.70 | 11,260.33 | 5.59% | 3,615.73- | 3,615.73- |
| 204,733.280 | Total | 100.224 | 201,576.97 | .99 | 205,192.70 | 11,260.33 | 5.59% | 3,615.73- | 3,615.73- |
| 124,987.600 | FANNIE MAE POOL 613842 | 98.125 | 123,060.70 | .61 | 122,644.08 | 6,874.32 | | 416.62 | 416.62 |
| 124,987.600 | Total | 98.125 | 123,060.70 | .61 | 122,644.08 | 6,874.32 | | 416.62 | 416.62 |
| 204,733.280 | DTD 03/01/01 5.50% DUE 03/01/16 | | | | | | | | |
| 204,733.280 | Account 20-10-200-1037780 | | | | | | | | |
| 204,733.280 | Total | | | | | | | | |
| 204,733.280 | FANNIE MAE POOL 613842 | 98.458 | 201,576.97 | .99 | 205,192.70 | 11,260.33 | 5.59% | 3,615.73- | 3,615.73- |
| 204,733.280 | Total | 100.224 | 201,576.97 | .99 | 205,192.70 | 11,260.33 | 5.59% | 3,615.73- | 3,615.73- |
| 124,987.600 | DTD 11/01/01 5.500% DUE 12/01/16 | | | | | | | | |
| 124,987.600 | Account 20-10-200-1037780 | | | | | | | | |
| 124,987.600 | Total | | | | | | | | |
| 124,987.600 | Total FNMA | | \$324,637.67 | 1.60% | \$327,806.78 | \$18,134.65 | 5.59% | \$3,199.11- | \$3,199.11- |

CMO

| Par value | Description | Unit price/Unit cost | Market value | Percent of fixed income | Tax cost | Estimated annual income | Yield on market | Yield to maturity | Unrealized gain for tax cost |
|-------------|--|----------------------|--------------|-------------------------|------------|-------------------------|-----------------|-------------------|------------------------------|
| 256,943.420 | CHASE COMMERCIAL MTG SECS CORP 102 601 | 102.210 | 263,627.96 | 1.30 | 257,483.55 | 15,480.84 | | 6,144.41 | 6,144.41 |
| 256,943.420 | Total | 100.210 | 263,627.96 | 1.30 | 257,483.55 | 15,480.84 | | 6,144.41 | 6,144.41 |
| 345,000 | FREDDIE MAC CMO PAC 2110 PM | 102.162 | 352,462.11 | 1.74 | 338,126.91 | 19,665.00 | 5.58% | 14,335.20 | 14,335.20 |
| 345,000 | Total | 98.008 | 352,462.11 | 1.74 | 338,126.91 | 19,665.00 | 5.58% | 14,335.20 | 14,335.20 |
| 345,000 | FANNIE MAE CMO PAC-1 1993-214 J | 103.651 | 352,462.11 | 1.74 | 338,126.91 | 19,665.00 | 5.79% | 14,335.20 | 14,335.20 |
| 345,000 | Total | 102.848 | 518,255.95 | 2.55 | 514,238.28 | 30,000.00 | 5.79% | 4,017.67 | 4,017.67 |
| 500,000 | DTD 11/01/98 6.025% DUE 11/18/30 | | | | | | | | |
| 500,000 | Account 20-10-200-1037780 | | | | | | | | |
| 500,000 | Total | | | | | | | | |
| 500,000 | DTD 12/01/93 6.00% DUE 09/25/08 | | | | | | | | |
| 500,000 | Account 20-10-200-1037780 | | | | | | | | |
| 500,000 | Total | | | | | | | | |



Fixed Income Detail

continued

Government mortgage backed

CMO

| Par value | Description | Unit price/ Unit cost | Market value | Percent of fixed income | Tax cost | Estimated annual income | Yield on market/ Yield to maturity | Unrealized g/l for tax cost |
|------------------|--|--------------------------|-----------------------|-------------------------------|-----------------------|----------------------------|---|--------------------------------|
| | FANNIE MAE CMO PAC SEQ PYR 98-44 QD DTD 07/01/98 6 00% DUE 07/18/16 | 102 569 | | | | | 5 85 3 04 | |
| 355,000 | Account 20-10-200-1037780 | 97 445 | 364,121 05 | 1 79 | 345,930 82 | 21,300 00 | | 18,190 23 |
| 355,000 | Total | | 364,121 05 | 1 79 | 345,930.82 | 21,300.00 | | 18,190.23 |
| | FANNIE MAE CMO PAC 99-26 KG DTD 05/01/99 6 000% DUE 10/25/16 | 102 724 | | | | | 5 84 3 71 | |
| 215,000 | Account 20-10-200-1037780 | 98 422 | 220,857 61 | 1 09 | 211,607 03 | 12,900 00 | | 9,250 58 |
| 215,000 | Total | | 220,857 61 | 1 09 | 211,607 03 | 12,900 00 | | 9,250.58 |
| | MORGAN STANLEY CAPITAL I INC CMO SEQ PYR 1998-WF2 A1 DTD 06/01/98 6 34% DUE 07/15/30 | 103 859 12/27/01 | | | | | 6 10 | |
| 363,491 530 | Account 20-10-200-1037780 | 101 366 | 377,520 01 | 1 86 | 368,456 03 | 23,045 36 | | 9,063 98 |
| 363,491 530 | Total | | 377,520 01 | 1 86 | 368,456.03 | 23,045.36 | | 9,063 98 |
| Total CMO | | | \$2,096,844 69 | 10 33% | \$2,035,842.62 | \$122,391.20 | 5 84% | \$61,002.07 |

Total government mortgage backed

\$2,421,482 36 11.92% \$2,363,679 40 \$140,525.85 5.80% \$57,802.96

Corporate mortgage backed

CMO

| Par value | Description | Unit price/ Unit cost | Market value | Percent of fixed income | Tax cost | Estimated annual income | Yield on market/ Yield to maturity | Unrealized g/l for tax cost |
|-------------|---|--------------------------|--------------|-------------------------------|------------|----------------------------|---|--------------------------------|
| | BEAR STEARNS COML MTG SECS INC CMO SEQ PYR 98-C1 A2 DTD 06/01/98 6 44% DUE 06/16/08 | 102 390 12/27/01 | | | | | 6 29 | |
| 110,000 | Account 20-10-200-1037780 | 101 014 | 112,629 68 | .55 | 111,115 66 | 7,084 00 | | 1,514 02 |
| 110,000 | Total | | 112,629 68 | .55 | 111,115.66 | 7,084.00 | | 1,514 02 |
| | BEAR STEARNS COML MTG SECS INC CMO SEQ PYR 99-WF2 A1 DTD 07/01/99 6 8% DUE 09/15/08 | 104 328 12/27/01 | | | | | 6 52 | |
| 284,481 980 | Account 20-10-200-1037780 | 102 537 | 296,794 70 | 1 46 | 291,698 19 | 19,344 77 | | 5,096 51 |
| 284,481.980 | Total | | 296,794 70 | 1 46 | 291,698.19 | 19,344 77 | | 5,096 51 |





Account Statement

December 31, 2001
 NORDB FAMILY FDN
 CONS 20-10-200-1102800

Fixed Income Detail

continued

Corporate mortgage backed CMO

| Par value | Description | Unit price/ Unit cost | Market value | Percent of fixed income | Tax cost | Estimated annual income | Yield to maturity | Yield on market | Unrealized g/l for tax cost |
|------------------|--|--------------------------|-----------------------|-------------------------------|-----------------------|----------------------------|----------------------|--------------------|--|
| 90,000 | DLJ COML MTG CORP CMO 98-CF1 A1B DTD 03/01/98 6.41% DUE 02/15/08 Account 20-10-200-1037780 12/27/01 | 102.390 | 92,151.56 | 45 | 90,928.13 | 5,769.00 | 6.26 | 1,223.43 | |
| 90,000 | GE CAPITAL COMMERCIAL MTG CORP CMO SEQ PYR 2000-1 A1 DTD 12/01/00 6.32% DUE 05/15/10 Account 20-10-200-1037780 | 102.328 | 92,151.56 | 45 | 90,928.13 | 5,769.00 | 6.18 | 1,223.43 | |
| 209,234.490 | Total | 100.607 | 214,105.72 | 1.05 | 210,504.06 | 13,223.62 | 6.72 | 3,601.66 | |
| 298,466.750 | DLJ COML MTG CORP CMO SEQ PYR 99-C2 A1 DTD 10/01/99 7.105% DUE 10/15/32 Account 20-10-200-1037780 | 99.784 | 315,791.79 | 1.56 | 297,821.53 | 21,206.06 | 6.49 | 17,970.26 | |
| 298,466.750 | Total | 102.664 | 315,791.79 | 1.56 | 297,821.53 | 21,206.06 | 6.49 | 17,970.26 | |
| 215,000 | MORGAN STANLEY DEAN WITTER CAP I CMO SEQ PYR 2001-TOP1 A4 DTD 02/01/01 6.66% DUE 02/15/33 Account 20-10-200-1037780 | 101.496 | 220,727.73 | 1.09 | 218,216.60 | 14,319.00 | 5.88 | 2,511.13 | |
| 215,000 | Total | 102.484 | 220,727.73 | 1.09 | 218,216.60 | 14,319.00 | 5.88 | 2,511.13 | |
| 79,609.310 | NATIONSLINK FUNDING CORP CMO SEQ PYR 98-2 A1 DTD 11/01/98 6.001% DUE 11/20/07 Account 20-10-200-1037780 | 97.228 | 81,587.10 | .40 | 77,402.47 | 4,777.35 | 6.43% | 4,184.63 | |
| 79,609.310 | Total | 81,587.10 | 81,587.10 | .40 | 77,402.47 | 4,777.35 | 6.43% | 4,184.63 | |
| Total CMO | | | \$1,333,788.28 | 6.57% | \$1,297,686.64 | \$85,723.80 | 6.43% | \$36,101.64 | |
| | | | | | | | | | Total corporate mortgage backed |



Fixed Income Detail

continued

Corporate asset backed

Other asset backed

| Par value | Description | Unit price/ Unit cost | Market value | Percent of fixed Income | Tax cost | Estimated annual income | Yield on market/ Yield to maturity | Unrealized g/l for tax cost |
|-------------------------------------|--|--------------------------|---------------------|-------------------------------|---------------------|----------------------------|---|--------------------------------|
| | GS MORTGAGE SECURITIES CORP II ABS 98-GL A2 DTD 05/01/98 6 562% DUE 04/13/31 | 102 804 12/27/01 | | | | | 6 38 | |
| 180,000 | Account 20-10-200-1037780 | 97 789 | 185,048 42 | 91 | 176,020 31 | 11,811 60 | | 9,028 11 |
| 180,000 | Total | | 185,048.42 | .91 | 176,020.31 | 11,811.60 | | 9,028.11 |
| | MORGAN STANLEY CAPITAL I INC CMO 98-WF2 A2 DTD 06/01/98 6 54% DUE 05/15/08 | 103 296 12/27/01 | | | | | 6 33 | |
| 215,000 | Account 20-10-200-1037780 | 98 091 | 222,088 27 | 1 09 | 210,896 27 | 14,061 00 | | 11,192 00 |
| 215,000 | Total | | 222,088 27 | 1 09 | 210,896 27 | 14,061.00 | | 11,192 00 |
| Total other asset backed | | | \$407,136 69 | 2.00% | \$386,916 58 | \$25,872.60 | 6 35% | \$20,220.11 |
| Total corporate asset backed | | | \$407,136 69 | 2 00% | \$386,916.58 | \$25,872 60 | 6 35% | \$20,220.11 |

Foreign bonds

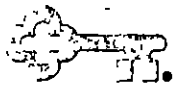
Foreign government bonds

| Par value | Description | Unit price/ Unit cost | Market value | Percent of fixed Income | Tax cost | Estimated annual income | Yield on market/ Yield to maturity | Unrealized g/l for tax cost |
|---------------------------------------|--|--------------------------|---------------------|-------------------------------|---------------------|----------------------------|---|--------------------------------|
| | ONTARIO PROV CDA FGN BOND DTD 01/27/93 7 375% DUE 01/27/03 | 105 158 | | | | | 7 01 2 42 | |
| 200,000 | Account 20-10-200-1037780 | 104 372 | 210,317 84 | 1 04 | 208,744 00 | 14,750 00 | | 1,573 84 |
| 200,000 | Total | | 210,317 84 | 1 04 | 208,744 00 | 14,750.00 | | 1,573 84 |
| Total foreign government bonds | | | \$210,317.84 | 1 04% | \$208,744 00 | \$14,750.00 | 7.01% | \$1,573 84 |
| Total foreign bonds | | | \$210,317 84 | 1 04% | \$208,744 00 | \$14,750 00 | 7 01% | \$1,573 84 |

Total fixed income taxable

\$20,306,995 48 100.00% \$19,938,836 03 \$1,298,166.00 6.39% \$368,159.45





PrivateBank

Account Statement

December 31, 2001

NORD FAMILY FDN

CONS 20-10-200-1102800

Fixed Income Detail

continued

| | | | | | | |
|--------------------|-----------------|---------|-----------------|----------------|-------|--------------|
| Total fixed income | \$20,306,995.48 | 100.00% | \$19,938,836.03 | \$1,298,166.00 | 6.39% | \$368,159.45 |
|--------------------|-----------------|---------|-----------------|----------------|-------|--------------|



| Date | Acquired | Shares | Security | Date | Sold | Proceeds | Cost | Gain/ (Loss) | Length |
|---------|----------|----------------------------------|----------|--------|--------|----------|------|-----------------|--------|
| 6/2/00 | 600 | QUALCOM INC COM | 1/2/01 | 34487 | 42488 | (8001) | ST | | |
| 2/28/00 | 200 | EXODUS COMMUNICATIONS | 1/2/01 | 4062 | 13487 | (9425) | ST | | |
| 2/28/00 | 400 | ALTERA CORP COM | 1/2/01 | 10334 | 13875 | (3541) | ST | | |
| 5/24/00 | 250000 | DAIMLERCHRYSLER NA HLDG BOND | 1/2/01 | 251245 | 247915 | 3330 | ST | | |
| 6/14/00 | 800 | SCHERING PLOUGH CORP COM | 1/2/01 | 44535 | 38493 | 6042 | ST | | |
| 10/6/00 | 400 | BRISTOL MYERS SQUIBB CO COM | 1/2/01 | 29004 | 22857 | 6147 | ST | | |
| 2/28/00 | 300 | VIGNETTE CORP COM | 1/3/01 | 4539 | 22150 | (17611) | ST | | |
| 7/26/00 | 385604 | FANNIE MAE POOL | 1/3/01 | 376115 | 354033 | 22082 | ST | | |
| 8/4/00 | 1200 | WALT DISNEY CO COM | 1/3/01 | 48439 | 50435 | (1996) | ST | | |
| 8/18/00 | 800 | WALT DISNEY CO COM | 1/3/01 | 14216 | 31380 | (17164) | ST | | |
| 2/10/99 | 400 | INTERNATIONAL BUSINESS MACHS COM | 1/4/01 | 37870 | 32768 | 5102 | LT | | |
| 2/10/99 | 1200 | INTERNATIONAL BUSINESS MACHS COM | 1/4/01 | 113734 | 98305 | 15429 | LT | | |
| 4/26/99 | 900 | AES CORP COM | 1/4/01 | 41380 | 22210 | 19170 | LT | | |
| 12/6/99 | 500 | FIRST DATA CORP COM | 1/4/01 | 26338 | 22215 | 4123 | LT | | |
| 2/28/00 | 1000 | ALTERA CORP COM | 1/4/01 | 26380 | 34687 | (8307) | ST | | |
| 2/28/00 | 1000 | HEALTH MANAGEMENT ASSOCIATES INC | 1/4/01 | 20949 | 21440 | (491) | ST | | |
| 2/28/00 | 900 | SIEBEL SYS INC | 1/4/01 | 59157 | 59512 | (355) | ST | | |
| 2/28/00 | 1000 | VIGNETTE CORP COM | 1/4/01 | 17480 | 73833 | (56353) | ST | | |
| 2/28/00 | 400 | AMGEN INC COM | 1/4/01 | 24912 | 28875 | (3963) | ST | | |
| 2/28/00 | 100 | APPLIED MATERIALS INC COM | 1/4/01 | 4857 | 8636 | (3779) | ST | | |
| 2/28/00 | 1100 | HCA INC COM | 1/4/01 | 43988 | 22033 | 21955 | ST | | |
| 2/28/00 | 3800 | INTIMATE BRANDS INC COM | 1/4/01 | 59810 | 57295 | 2515 | ST | | |
| 2/28/00 | 100 | LEHMAN BROS HLDGS INC COM | 1/4/01 | 7804 | 3395 | 4409 | ST | | |
| 2/28/00 | 300 | LEHMAN BROS HLDGS INC COM | 1/4/01 | 23068 | 10186 | 12882 | ST | | |
| 2/28/00 | 2800 | ORACLE CORP COM | 1/4/01 | 91037 | 101765 | (10728) | ST | | |
| 2/28/00 | 1700 | ORACLE CORP COM | 1/4/01 | 54487 | 61786 | (7299) | ST | | |
| 2/28/00 | 100 | ROYAL DUTCH PETROLEUM ADR | 1/4/01 | 6104 | 5107 | 997 | ST | | |
| 2/28/00 | 100 | ROYAL DUTCH PETROLEUM ADR | 1/4/01 | 6143 | 5107 | 1036 | ST | | |
| 4/11/00 | 500 | HARTFORD FINL SVCS GROUP INC COM | 1/4/01 | 31954 | 23944 | 8010 | ST | | |
| 5/2/00 | 1000 | NOVELLUS SYS INC COM | 1/4/01 | 41582 | 65500 | (23918) | ST | | |
| 5/2/00 | 500 | NOVELLUS SYS INC COM | 1/4/01 | 19672 | 32750 | (13078) | ST | | |
| 5/23/00 | 100 | GOLDMAN SACHS GROUP INC COM | 1/4/01 | 11433 | 8398 | 3035 | ST | | |

| Date | Acquired | Shares | Security | Date | Sold | Proceeds | Cost | Gain/ (Loss) | Length |
|----------|----------|--------|-----------------------------------|--------|-------|----------|---------|-----------------|--------|
| 5/23/00 | 200 | | GOLDMAN SACHS GROUP INC COM | 1/4/01 | 22614 | 16796 | 5818 | ST | |
| 6/29/00 | 1200 | | AT&T CORP COM | 1/4/01 | 24701 | 38629 | (13928) | ST | |
| 6/29/00 | 1000 | | AT&T CORP COM | 1/4/01 | 20564 | 32036 | (11472) | ST | |
| 6/29/00 | 900 | | AUTOMATIC DATA PROCESSING INC COM | 1/4/01 | 54664 | 47634 | 7030 | ST | |
| 7/25/00 | 500 | | PROCTER & GAMBLE CO COM | 1/4/01 | 36006 | 30176 | 5830 | ST | |
| 8/16/00 | 1100 | | AT&T CORP COM | 1/4/01 | 22620 | 34625 | (12005) | ST | |
| 9/28/00 | 100 | | BAXTER INTL INC COM | 1/4/01 | 8184 | 8071 | 113 | ST | |
| 9/28/00 | 1400 | | FEDEX CORP COM | 1/4/01 | 60247 | 62285 | (2038) | ST | |
| 10/26/00 | 200 | | PROCTER & GAMBLE CO COM | 1/4/01 | 14525 | 14965 | (440) | ST | |
| 10/26/00 | 400 | | PROCTER & GAMBLE CO COM | 1/4/01 | 28805 | 29930 | (1125) | ST | |
| 12/7/00 | 1200 | | BECTON DICKINSON \$ CO COM | 1/4/01 | 39662 | 39510 | 152 | ST | |
| 2/28/00 | 300 | | VIGNETTE CORP COM | 1/5/01 | 4453 | 22150 | (17697) | ST | |
| 2/28/00 | 400 | | AMGEN INC COM | 1/5/01 | 23486 | 28875 | (5389) | ST | |
| 2/28/00 | 1000 | | APPLIED MATERIALS INC COM | 1/5/01 | 43888 | 86362 | (42474) | ST | |
| 2/28/00 | 100 | | APPLIED MATERIALS INC COM | 1/5/01 | 4466 | 8636 | (4170) | ST | |
| 2/28/00 | 100 | | ROYAL DUTCH PETROLEUM ADR | 1/5/01 | 6068 | 5107 | 961 | ST | |
| 9/28/00 | 300 | | BAXTER INTL INC COM | 1/5/01 | 24621 | 24212 | 409 | ST | |
| 9/28/00 | 100 | | BAXTER INTL INC COM | 1/5/01 | 8207 | 7927 | 280 | ST | |
| 2/28/00 | 100 | | AMGEN INC COM | 1/8/01 | 5833 | 7219 | (1386) | ST | |
| 2/28/00 | 100 | | HCA INC COM | 1/8/01 | 3814 | 2003 | 1811 | ST | |
| 2/28/00 | 1000 | | ROYAL DUTCH PETROLEUM ADR | 1/8/01 | 61565 | 51067 | 10498 | ST | |
| 2/28/00 | 700 | | E M C CORP MASS COM | 1/9/01 | 44150 | 42317 | 1833 | ST | |
| 2/28/00 | 1500 | | HCA INC COM | 1/9/01 | 58036 | 30045 | 27991 | ST | |
| 2/28/00 | 1300 | | TEXACO INC | 1/9/01 | 76262 | 60977 | 15285 | ST | |
| 3/21/00 | 3700 | | LIMITED INC COM | 1/9/01 | 59009 | 72281 | (13272) | ST | |
| 4/11/00 | 400 | | OCCIDENTAL PETE CORP DEL COM | 1/9/01 | 9262 | 8625 | 637 | ST | |
| 4/11/00 | 600 | | OCCIDENTAL PETE CORP DEL COM | 1/9/01 | 13812 | 12938 | 874 | ST | |
| 5/23/00 | 200 | | GOLDMAN SACHS GROUP INC COM | 1/9/01 | 20914 | 16796 | 4118 | ST | |
| 5/23/00 | 400 | | GOLDMAN SACHS GROUP INC COM | 1/9/01 | 41874 | 33591 | 8283 | ST | |
| 7/25/00 | 800 | | SANMINA-SCI CORP COM | 1/9/01 | 30236 | 40200 | (9964) | ST | |
| 11/2/00 | 600 | | SANMINA-SCI CORP COM | 1/9/01 | 22677 | 33129 | (10452) | ST | |
| 11/2/00 | 1000 | | WASTE MANAGEMENT INC COM | 1/9/01 | 27779 | 20925 | 6854 | ST | |

SMITH

| Date | Acquired | Shares | Security | Date | Sold | Proceeds | Cost | Gain/ (Loss) | Length |
|----------|----------|--------|---|---------|--------|----------|------|-----------------|--------|
| 2/28/00 | 300 | | AFTERMARKET TECHNOLOGY CORP COM | 1/10/01 | 1323 | 3488 | | (2165) | ST |
| 8/16/00 | 200 | | LOEWS CORP COM | 1/10/01 | 19164 | 16440 | | 2724 | ST |
| 2/28/00 | 800 | | AFTERMARKET TECHNOLOGY CORP COM | 1/11/01 | 3500 | 9300 | | (5800) | ST |
| 12/15/00 | 500000 | | FREDDIE MAC GLOBAL NT | 1/11/01 | 513789 | 506465 | | 7324 | ST |
| 9/1/00 | 600 | | G & K SVCS INC COM | 1/12/01 | 12953 | 17269 | | (4316) | ST |
| 9/5/00 | 700 | | G & K SVCS INC COM | 1/12/01 | 15112 | 19898 | | (4786) | ST |
| 9/6/00 | 100 | | G & K SVCS INC COM | 1/12/01 | 2159 | 2819 | | (660) | ST |
| 9/8/00 | 200 | | G & K SVCS INC COM | 1/12/01 | 4318 | 5619 | | (1301) | ST |
| 9/11/00 | 100 | | G & K SVCS INC COM | 1/12/01 | 2159 | 2838 | | (679) | ST |
| 9/12/00 | 100 | | G & K SVCS INC COM | 1/12/01 | 2159 | 2825 | | (666) | ST |
| 9/13/00 | 400 | | G & K SVCS INC COM | 1/12/01 | 8636 | 11275 | | (2639) | ST |
| 8/28/00 | 747 | | LB COMMERCIAL CONDUIT MTG TR CMO SEQ | 1/15/01 | 747 | 745 | | 2 | ST |
| 2/28/00 | 500 | | AFTERMARKET TECHNOLOGY CORP COM | 1/16/01 | 2187 | 5813 | | (3626) | ST |
| 9/8/00 | 100 | | G & K SVCS INC COM | 1/16/01 | 2148 | 2809 | | (661) | ST |
| 9/14/00 | 300 | | G & K SVCS INC COM | 1/16/01 | 6443 | 8381 | | (1938) | ST |
| 9/25/00 | 600 | | G & K SVCS INC COM | 1/16/01 | 12885 | 16817 | | (3932) | ST |
| 9/26/00 | 200 | | G & K SVCS INC COM | 1/16/01 | 4295 | 5588 | | (1293) | ST |
| 9/27/00 | 200 | | G & K SVCS INC COM | 1/16/01 | 4295 | 5588 | | (1293) | ST |
| 9/29/00 | 100 | | G & K SVCS INC COM | 1/16/01 | 2148 | 2800 | | (652) | ST |
| 10/2/00 | 200 | | G & K SVCS INC COM | 1/16/01 | 4295 | 5600 | | (1305) | ST |
| 10/3/00 | 300 | | G & K SVCS INC COM | 1/16/01 | 6443 | 8363 | | (1920) | ST |
| 10/23/97 | 194785 | | FEDERAL NATL MTG ASSN REMIC SEQ PYR 97-36 E | 1/17/01 | 194968 | 193583 | | 1385 | LT |
| 10/30/00 | 200 | | G & K SVCS INC COM | 1/17/01 | 4200 | 5086 | | (886) | ST |
| 10/23/97 | 12873 | | FEDERAL NATL MTG ASSN REMIC SEQ PYR 97-36 E | 1/18/01 | 12873 | 12794 | | 79 | LT |
| 2/28/00 | 1100 | | ANALOG DEVICES INC COM | 1/18/01 | 57567 | 85014 | | (2747) | ST |
| 2/28/00 | 1000 | | MOLEX INC COM | 1/18/01 | 43959 | 42857 | | 1102 | ST |
| 8/16/00 | 700 | | MOLEX INC COM | 1/18/01 | 30771 | 33191 | | (2420) | ST |
| 8/16/00 | 500 | | NETWORK APPLIANCE INC COM | 1/18/01 | 32671 | 42614 | | (9943) | ST |
| 10/27/00 | 100 | | G & K SVCS INC COM | 1/18/01 | 2116 | 2525 | | (409) | ST |
| 10/30/00 | 200 | | G & K SVCS INC COM | 1/18/01 | 4232 | 5086 | | (854) | ST |
| 2/28/00 | 1450 | | VIGNETTE CORP COM | 1/19/01 | 10754 | 107058 | | (96304) | ST |
| 2/28/00 | 500 | | AFTERMARKET TECHNOLOGY CORP COM | 1/19/01 | 2000 | 5813 | | (3813) | ST |

| Date | Acquired | Shares | Security | Date | Sold | Proceeds | Cost | Gain/ (Loss) | Length |
|----------|----------|--|----------|--------|--------|----------|------|-----------------|--------|
| 7/13/00 | 10500 | FANNIE MAE NOTE | 1/19/01 | 111042 | 105359 | 5683 | ST | | |
| 7/2/99 | 535 | NATIONSLINK FUNDING CORP CMO SEQ PYR 98-2 A1 | 1/20/01 | 535 | 521 | 14 | LT | | |
| 2/28/00 | 550 | VIGNETTE CORP COM | 1/22/01 | 4148 | 40608 | (36460) | ST | | |
| 2/28/00 | 500 | AFTERMARKET TECHNOLOGY CORP COM | 1/22/01 | 1937 | 5813 | (3876) | ST | | |
| 12/13/99 | 150000 | FEDERAL HOME LN BANKS BOND | 1/23/01 | 149034 | 142838 | 6196 | LT | | |
| 2/28/00 | 550 | VIGNETTE CORP COM | 1/23/01 | 4312 | 40608 | (36296) | ST | | |
| 3/21/00 | 900 | T&HQ INC COM | 1/23/01 | 25534 | 16011 | 9523 | ST | | |
| 2/28/00 | 450 | VIGNETTE CORP COM | 1/24/01 | 3833 | 33225 | (29392) | ST | | |
| 3/21/00 | 700 | T&HQ INC COM | 1/24/01 | 8267 | 5332 | 2935 | ST | | |
| 12/14/00 | 55000 | FANNIE MAE GLOBAL NT | 1/24/01 | 19289 | 12453 | 6836 | ST | | |
| 1/2/01 | 175000 | FANNIE MAE GLOBAL NT | 1/24/01 | 55739 | 55357 | 382 | ST | | |
| 1/3/01 | 200000 | FANNIE MAE BOND | 1/24/01 | 187838 | 192220 | (4382) | ST | | |
| 2/28/00 | 200 | VIGNETTE CORP COM | 1/25/01 | 1787 | 14767 | (12980) | ST | | |
| 2/28/00 | 1500 | ANHEUSER BUSCH COS INC COM | 1/25/01 | 60653 | 45364 | 15289 | ST | | |
| 2/28/00 | 500 | COMPUTER SCIENCES CORP COM | 1/25/01 | 29750 | 39213 | (9463) | ST | | |
| 2/28/00 | 2200 | CONAGRA FOODS INC COM | 1/25/01 | 51313 | 35679 | 15634 | ST | | |
| 2/28/00 | 1000 | GENERAL MTRS CORP COM | 1/25/01 | 53128 | 78272 | (25144) | ST | | |
| 2/28/00 | 1100 | NORTEL NETWORKS CORP FGN COM | 1/25/01 | 42706 | 62063 | (19357) | ST | | |
| 2/28/00 | 200 | AFTERMARKET TECHNOLOGY CORP COM | 1/25/01 | 825 | 2325 | (1500) | ST | | |
| 2/28/00 | 400 | T&HQ INC COM | 1/25/01 | 10787 | 7109 | 3678 | ST | | |
| 6/13/00 | 700 | MICRON TECHNOLOGY INC COM | 1/25/01 | 30868 | 55387 | (24519) | ST | | |
| 6/29/00 | 100 | MICRON TECHNOLOGY INC COM | 1/25/01 | 4410 | 8812 | (4402) | ST | | |
| 6/29/00 | 300 | MICRON TECHNOLOGY INC COM | 1/25/01 | 13229 | 25759 | (12530) | ST | | |
| 7/25/00 | 400 | SUN MICROSYSTEMS INC COM | 1/25/01 | 12828 | 21035 | (8207) | ST | | |
| 7/26/00 | 2208 | FANNIE MAE POOL | 1/25/01 | 2208 | 2027 | 181 | ST | | |
| 9/7/00 | 800 | AMERICAN HOME PRODS CORP COM | 1/25/01 | 44787 | 41056 | 3731 | ST | | |
| 10/10/00 | 12267 | FANNIE MAE CMO PAC 1999-3 GB | 1/25/01 | 12267 | 12089 | 178 | ST | | |
| 10/26/00 | 600 | SUN MICROSYSTEMS INC COM | 1/25/01 | 19242 | 32700 | (13458) | ST | | |
| 2/28/00 | 300 | T&HQ INC COM | 1/26/01 | 7720 | 5332 | 2388 | ST | | |
| 5/26/00 | 300 | CENTURA BKS INC COM | 1/26/01 | 16275 | 12953 | 3322 | ST | | |
| 2/28/00 | 300 | AFTERMARKET TECHNOLOGY CORP COM | 1/29/01 | 1293 | 3488 | (2195) | ST | | |

| Date | Acquired | Shares | Security | Date | Sold | Proceeds | Cost | Gain/ (Loss) | Length |
|----------|----------|---------------------------------|----------|--------|-------|----------|------|-----------------|--------|
| 2/28/00 | 100 | AFTERMARKET TECHNOLOGY CORP COM | 1/30/01 | 432 | 1163 | | | (731) | ST |
| 2/28/00 | 200 | T&HQ INC COM | 1/30/01 | 5202 | 3555 | | | 1647 | ST |
| 12/15/00 | 55000 | FREDDIE MAC GLOBAL NT | 1/30/01 | 56525 | 55711 | | | 814 | ST |
| 2/28/00 | 500 | AFTERMARKET TECHNOLOGY CORP COM | 1/31/01 | 2250 | 5813 | | | (3563) | ST |
| 6/14/00 | 700 | BAXTER INTL INC COM | 1/31/01 | 60340 | 47823 | | | 12517 | ST |
| 2/28/00 | 400 | HEWLETT PACKARD CO COM | 2/1/01 | 14540 | 19922 | | | (5382) | ST |
| 6/13/00 | 200 | HEWLETT PACKARD CO COM | 2/1/01 | 7270 | 11779 | | | (4509) | ST |
| 6/29/00 | 400 | ST MICROELECTRONICS N V FGN COM | 2/1/01 | 18718 | 25196 | | | (6478) | ST |
| 6/29/00 | 500 | ST MICROELECTRONICS N V FGN COM | 2/1/01 | 23398 | 30476 | | | (7078) | ST |
| 12/14/00 | 70000 | FANNIE MAE GLOBAL NT | 2/1/01 | 72097 | 70454 | | | 1643 | ST |
| 12/15/00 | 1000 | TYCO INTL LTD FGN COM | 2/1/01 | 60938 | 54604 | | | 6334 | ST |
| 4/26/99 | 600 | AES CORP COM | 2/2/01 | 34751 | 14807 | | | 19944 | LT |
| 2/28/00 | 1500 | CENTURA BKS INC COM | 2/2/01 | 81854 | 53340 | | | 28514 | ST |
| 2/28/00 | 100 | CENTURA BKS INC COM | 2/2/01 | 5498 | 3556 | | | 1942 | ST |
| 3/15/00 | 3200 | DUKE ENERGY CORP COM | 2/2/01 | 119929 | 79102 | | | 40827 | ST |
| 5/25/00 | 600 | CENTURA BKS INC COM | 2/2/01 | 32742 | 25858 | | | 6884 | ST |
| 5/26/00 | 100 | CENTURA BKS INC COM | 2/2/01 | 5457 | 4318 | | | 1139 | ST |
| 6/2/00 | 600 | DOMINION RESOURCES INC COM | 2/2/01 | 36995 | 27021 | | | 9974 | ST |
| 12/11/00 | 1400 | PHELPS DODGE CORP COM | 2/2/01 | 65136 | 71877 | | | (6741) | ST |
| 12/11/00 | 300 | DOMINION RESOURCES INC COM | 2/2/01 | 18497 | 17968 | | | 529 | ST |
| 12/12/00 | 1000 | CINERGY CORP COM | 2/2/01 | 30181 | 32463 | | | (2282) | ST |
| 2/28/00 | 100 | AFTERMARKET TECHNOLOGY CORP COM | 2/5/01 | 450 | 1163 | | | (713) | ST |
| 2/28/00 | 700 | CENTURA BKS INC COM | 2/5/01 | 38886 | 24892 | | | 13994 | ST |
| 2/28/00 | 200 | AFTERMARKET TECHNOLOGY CORP COM | 2/6/01 | 900 | 2325 | | | (1425) | ST |
| 2/28/00 | 300 | AFTERMARKET TECHNOLOGY CORP COM | 2/7/01 | 1312 | 3488 | | | (2176) | ST |
| 2/28/00 | 1200 | HEWLETT PACKARD CO COM | 2/8/01 | 42721 | 59766 | | | (17045) | ST |
| 2/28/00 | 400 | ORACLE CORP COM | 2/8/01 | 11438 | 14538 | | | (3100) | ST |
| 4/11/00 | 500 | TENET HEALTHCARE CORP | 2/8/01 | 21920 | 12475 | | | 9445 | ST |
| 5/2/00 | 600 | CANADIAN PAC LTD FGN COM | 2/8/01 | 19553 | 14700 | | | 4853 | ST |
| 10/5/00 | 301 | CITIGROUP INC COM | 2/8/01 | 16404 | 16671 | | | (267) | ST |
| 12/7/00 | 500 | MAY DEPARTMENT STORES CO COM | 2/8/01 | 19334 | 15463 | | | 3871 | ST |
| 12/14/00 | 55000 | FANNIE MAE GLOBAL NT | 2/8/01 | 56141 | 55357 | | | 784 | ST |

| Date | Acquired | Shares | Security | Date | Sold | Proceeds | Cost | Gain/ (Loss) | Length |
|----------|----------|--|----------|---------|--------|----------|---------|-----------------|--------|
| 8/27/99 | 105000 | FANNIE MAE NOTE | | 2/9/01 | 110763 | 104867 | 5896 | 5896 | LT |
| 8/27/99 | 45000 | FANNIE MAE NOTE | | 2/9/01 | 47443 | 44943 | 2500 | 2500 | LT |
| 2/28/00 | 800 | AFTERMARKET TECHNOLOGY CORP COM | | 2/9/01 | 3267 | 9300 | (6033) | (6033) | ST |
| 2/28/00 | 300 | AFTERMARKET TECHNOLOGY CORP COM | | 2/13/01 | 1275 | 3488 | (2213) | (2213) | ST |
| 1/29/99 | 67 | MCDATA CORP COM CL A | | 2/14/01 | 1629 | 1073 | 556 | 556 | LT |
| 5/5/99 | 58 | MCDATA CORP COM CL A | | 2/14/01 | 1433 | 861 | 572 | 572 | LT |
| 12/11/00 | 7 | MCDATA CORP COM CL A | | 2/14/01 | 171 | 399 | (228) | (228) | ST |
| 2/28/00 | 100 | AFTERMARKET TECHNOLOGY CORP COM | | 2/15/01 | 431 | 1163 | (732) | (732) | ST |
| 3/31/00 | 300 | AES CORP COM | | 2/15/01 | 16772 | 12037 | 4735 | 4735 | ST |
| 5/12/00 | 200 | AES CORP COM | | 2/15/01 | 11181 | 7651 | 3530 | 3530 | ST |
| 8/28/00 | 743 | LB COMMERCIAL CONDUIT MTG TR CMO SEQ | | 2/15/01 | 743 | 742 | 1 | 1 | ST |
| 6/21/89 | 1400 | SCHERING PLOUGH CORP COM | | 2/16/01 | 57583 | 5646 | 51937 | 51937 | LT |
| 8/15/89 | 400 | SCHERING PLOUGH CORP COM | | 2/16/01 | 16452 | 1851 | 14601 | 14601 | LT |
| 11/16/99 | 1200 | NORTEL NETWORKS CORP FGN COM | | 2/16/01 | 23935 | 46248 | (22313) | (22313) | LT |
| 2/8/00 | 200 | SCHERING PLOUGH CORP COM | | 2/16/01 | 8184 | 9299 | (1115) | (1115) | LT |
| 2/28/00 | 1400 | ORACLE CORP COM | | 2/16/01 | 33171 | 50883 | (17712) | (17712) | ST |
| 2/28/00 | 400 | AFTERMARKET TECHNOLOGY CORP COM | | 2/16/01 | 1758 | 4650 | (2892) | (2892) | ST |
| 5/2/00 | 400 | CITIGROUP INC COM | | 2/16/01 | 21919 | 18169 | 3750 | 3750 | ST |
| 6/2/00 | 100 | NORTEL NETWORKS CORP FGN COM | | 2/16/01 | 1995 | 6052 | (4057) | (4057) | ST |
| 6/14/00 | 500 | SCHERING PLOUGH CORP COM | | 2/16/01 | 20459 | 24058 | (3599) | (3599) | ST |
| 10/5/00 | 400 | CITIGROUP INC COM | | 2/16/01 | 21919 | 22154 | (235) | (235) | ST |
| 11/2/00 | 900 | KOHL'S CORP COM | | 2/16/01 | 62554 | 49910 | 12644 | 12644 | ST |
| 12/7/00 | 900 | DEERE & CO COM | | 2/16/01 | 37739 | 39026 | (1287) | (1287) | ST |
| 7/2/99 | 539 | NATIONSLINK FUNDING CORP CMO SEQ PYR 98-2 A1 | | 2/20/01 | 539 | 524 | 15 | 15 | LT |
| 2/28/00 | 25 | MCDATA CORP COM CL A | | 2/20/01 | 653 | 900 | (247) | (247) | ST |
| 6/2/00 | 300 | SYCAMORE NETWORKS INC COM | | 2/20/01 | 6953 | 32271 | (25318) | (25318) | ST |
| 10/20/00 | 600 | SYCAMORE NETWORKS INC COM | | 2/20/01 | 13907 | 51747 | (37840) | (37840) | ST |
| 11/4/99 | 500 | NOKIA CORP SPONS ADR | | 2/21/01 | 12574 | 14354 | (1780) | (1780) | LT |
| 11/11/99 | 300 | QUALCOM INC COM | | 2/21/01 | 22012 | 24727 | (2715) | (2715) | LT |
| 2/28/00 | 1100 | AFTERMARKET TECHNOLOGY CORP COM | | 2/21/01 | 5043 | 12788 | (7745) | (7745) | ST |
| 3/21/00 | 300 | IMRGLOBAL CORP COM | | 2/21/01 | 1975 | 4106 | (2131) | (2131) | ST |
| 6/2/00 | 200 | BROADCOM CORP COM CL A | | 2/21/01 | 13458 | 31982 | (18524) | (18524) | ST |

| Date | Acquired | Shares | Security | Date | Sold | Proceeds | Cost | Gain/ (Loss) | Length |
|----------|------------------------------------|--------|----------|---------|--------|----------|--------|-----------------|--------|
| 8/22/00 | 200 CIENA CORP COM | | | 2/21/01 | 15104 | 18838 | 18838 | (3734) | ST |
| 10/11/00 | 100 CIENA CORP COM | | | 2/21/01 | 7552 | 11394 | 11394 | (3842) | ST |
| 10/20/00 | 100 BROADCOM CORP COM CL A | | | 2/21/01 | 6729 | 24025 | 24025 | (17296) | ST |
| 12/14/00 | 965000 FANNIE MAE GLOBAL NT | | | 2/21/01 | 984262 | 971257 | 971257 | 13005 | ST |
| 1/19/01 | 100 BROADCOM CORP COM CL A | | | 2/21/01 | 6729 | 12888 | 12888 | (6159) | ST |
| 1/19/01 | 100 BROADCOM CORP COM CL A | | | 2/21/01 | 4681 | 10496 | 10496 | (5815) | ST |
| 1/19/01 | 200 CIENA CORP COM | | | 2/21/01 | 15104 | 20600 | 20600 | (5496) | ST |
| 2/1/01 | 205000 FANNIE MAE GLOBAL BD | | | 2/21/01 | 215466 | 217861 | 217861 | (2395) | ST |
| 9/25/96 | 200 KOHLS CORP COM | | | 2/22/01 | 13379 | 1759 | 1759 | 11620 | LT |
| 1/29/99 | 1400 E M C CORP MASS COM | | | 2/22/01 | 55214 | 37267 | 37267 | 17947 | LT |
| 2/8/00 | 100 VERITAS SOFTWARE CO COM | | | 2/22/01 | 6369 | 10779 | 10779 | (4410) | LT |
| 2/28/00 | 300 CIGNA CORP COM | | | 2/22/01 | 31812 | 21609 | 21609 | 10203 | ST |
| 2/28/00 | 400 PHILIP MORRIS COS INC COM | | | 2/22/01 | 19344 | 8010 | 8010 | 11334 | ST |
| 2/28/00 | 600 SEARS ROEBUCK & CO COM | | | 2/22/01 | 23313 | 15918 | 15918 | 7395 | ST |
| 2/28/00 | 600 TXU CORP COM | | | 2/22/01 | 24929 | 19155 | 19155 | 5774 | ST |
| 3/21/00 | 300 IMRGLOBAL CORP COM | | | 2/22/01 | 1866 | 4106 | 4106 | (2240) | ST |
| 6/2/00 | 100 VERITAS SOFTWARE CO COM | | | 2/22/01 | 6369 | 13300 | 13300 | (6931) | ST |
| 7/11/00 | 600 VERITAS SOFTWARE CO COM | | | 2/22/01 | 38214 | 73121 | 73121 | (34907) | ST |
| 11/2/00 | 400 SIEBEL SYS INC COM | | | 2/22/01 | 21257 | 43787 | 43787 | (22530) | ST |
| 11/14/00 | 200 TYCO INTL LTD NEW COM | | | 2/22/01 | 10838 | 10398 | 10398 | 440 | ST |
| 12/11/00 | 200 E M C CORP MASS COM | | | 2/22/01 | 7888 | 17817 | 17817 | (9929) | ST |
| 1/4/01 | 100 SIEBEL SYS INC COM | | | 2/22/01 | 5314 | 6893 | 6893 | (1579) | ST |
| 1/25/01 | 300 SIEBEL SYS INC COM | | | 2/22/01 | 15942 | 23356 | 23356 | (7414) | ST |
| 12/31/97 | 165 MCDATA CORP COM CL A | | | 2/23/01 | 3058 | 680 | 680 | 2378 | ST |
| 2/28/00 | 100 IMRGLOBAL CORP COM | | | 2/23/01 | 622 | 1175 | 1175 | (553) | ST |
| 3/21/00 | 800 IMRGLOBAL CORP COM | | | 2/23/01 | 4974 | 10949 | 10949 | (5975) | ST |
| 12/7/00 | 200000 FANNIE MAE BOND | | | 2/23/01 | 218109 | 214211 | 214211 | 3898 | ST |
| 12/14/00 | 105000 FANNIE MAE GLOBAL NT | | | 2/23/01 | 107342 | 105681 | 105681 | 1661 | ST |
| 12/22/00 | 175000 FANNIE MAE GLOBAL NT | | | 2/23/01 | 189718 | 190285 | 190285 | (567) | ST |
| 1/2/01 | 75000 FANNIE MAE GLOBAL NT | | | 2/23/01 | 81308 | 82380 | 82380 | (1072) | ST |
| 10/10/00 | 11817 FANNIE MAE CMO PAC 1999-3 GB | | | 2/25/01 | 11817 | 11645 | 11645 | 172 | ST |
| 2/28/00 | 400 IMRGLOBAL CORP COM | | | 2/26/01 | 2664 | 4700 | 4700 | (2036) | ST |

| Date | Acquired | Shares | Security | Date | Sold | Proceeds | Cost | Gain/ (Loss) | Length |
|----------|----------|-------------------------------|----------|--------|--------|----------|------|-----------------|--------|
| 2/28/00 | 200 | IMRGLOBAL CORP COM | 2/26/01 | 1295 | 2350 | (1055) | ST | (1055) | ST |
| 3/2/00 | 100 | STAFF LEASING INC COM | 2/26/01 | 344 | 588 | (244) | ST | (244) | ST |
| 9/25/96 | 700 | KOHL'S CORP COM | 2/27/01 | 47556 | 6157 | 41399 | LT | 41399 | LT |
| 2/28/00 | 300 | IMRGLOBAL CORP COM | 2/27/01 | 1926 | 3525 | (1599) | LT | (1599) | LT |
| 8/9/00 | 30000 | FANNIE MAE BOND | 2/27/01 | 33129 | 30677 | 2452 | ST | 2452 | ST |
| 12/7/00 | 20000 | FANNIE MAE BOND | 2/27/01 | 22086 | 21421 | 665 | ST | 665 | ST |
| 12/31/97 | 1 | MCDATA CORP COM CL A | 2/28/01 | 12 | 3 | 9 | LT | 9 | LT |
| 4/14/98 | 400 | ENRON CORP COM | 2/28/01 | 27519 | 10028 | 17491 | LT | 17491 | LT |
| 5/5/99 | 1 | MCDATA CORP COM CL A | 2/28/01 | 9 | 7 | 2 | LT | 2 | LT |
| 2/28/00 | 1 | MCDATA CORP COM CL A | 2/28/01 | 14 | 27 | (13) | LT | (13) | LT |
| 2/28/00 | 600 | IMRGLOBAL CORP COM | 2/28/01 | 3775 | 7050 | (3275) | LT | (3275) | LT |
| 3/2/00 | 200 | STAFF LEASING INC COM | 2/28/01 | 675 | 1175 | (500) | ST | (500) | ST |
| 3/28/00 | 1000 | EOG RESOURCES INC COM | 2/28/01 | 43239 | 19524 | 23715 | ST | 23715 | ST |
| 6/14/00 | 400 | EXXON MOBIL CORP COM | 2/28/01 | 32507 | 33382 | (875) | ST | (875) | ST |
| 12/11/00 | 200 | EXXON MOBIL CORP COM | 2/28/01 | 12972 | 14105 | (1133) | ST | (1133) | ST |
| 9/25/96 | 400 | KOHL'S CORP COM | 3/1/01 | 24935 | 3519 | 21416 | LT | 21416 | LT |
| 12/31/97 | 200 | E M C CORP MASS COM | 3/1/01 | 7686 | 1355 | 6331 | LT | 6331 | LT |
| 11/15/99 | 233000 | ASSOCIATES CORP N A SENIOR NT | 3/1/01 | 233864 | 227995 | 5869 | LT | 5869 | LT |
| 1/5/00 | 1300 | INTEL CORP COM | 3/1/01 | 37218 | 53339 | (16121) | LT | (16121) | LT |
| 2/17/00 | 400 | APPLIED MATERIALS INC COM | 3/1/01 | 16142 | 36341 | (20199) | LT | (20199) | LT |
| 2/17/00 | 200 | APPLIED MATERIALS INC COM | 3/1/01 | 7983 | 18170 | (10187) | LT | (10187) | LT |
| 2/18/00 | 400 | APPLIED MATERIALS INC COM | 3/1/01 | 15967 | 36275 | (20308) | LT | (20308) | LT |
| 2/28/00 | 700 | E M C CORP MASS COM | 3/1/01 | 27253 | 41390 | (14137) | LT | (14137) | LT |
| 2/28/00 | 400 | IMRGLOBAL CORP COM | 3/1/01 | 2419 | 4700 | (2281) | LT | (2281) | LT |
| 3/2/00 | 600 | STAFF LEASING INC COM | 3/1/01 | 2084 | 3525 | (1441) | ST | (1441) | ST |
| 3/17/00 | 300 | APPLIED MATERIALS INC COM | 3/1/01 | 12107 | 28500 | (16393) | ST | (16393) | ST |
| 8/9/00 | 645000 | FANNIE MAE BOND | 3/1/01 | 648935 | 632281 | 16654 | ST | 16654 | ST |
| 9/1/00 | 300 | NORTEL NETWORKS CORP FGN COM | 3/1/01 | 5337 | 24907 | (19570) | ST | (19570) | ST |
| 9/14/00 | 300 | NORTEL NETWORKS CORP FGN COM | 3/1/01 | 5337 | 20824 | (15487) | ST | (15487) | ST |
| 10/19/00 | 1000 | NORTEL NETWORKS CORP FGN COM | 3/1/01 | 17791 | 64870 | (47079) | ST | (47079) | ST |
| 12/15/00 | 170000 | FREDDIE MAC GLOBAL NT | 3/1/01 | 176063 | 172198 | 3865 | ST | 3865 | ST |

| Date | Acquired | Shares | Security | Date | Sold | Proceeds | Cost | Gain/ (Loss) | Length |
|----------|----------|---------------------------------------|----------|-------|-------|----------|-------|-----------------|--------|
| 2/28/00 | 100 | AFTERMARKET TECHNOLOGY CORP COM | 3/2/01 | 571 | 1163 | (592) | LT | (3425) | LT |
| 2/28/00 | 600 | IMRGLOBAL CORP COM | 3/2/01 | 3625 | 7050 | (324) | LT | (244) | LT |
| 3/2/00 | 100 | STAFF LEASING INC COM | 3/2/01 | 344 | 588 | 402 | ST | 402 | ST |
| 11/14/00 | 200 | TYCO INTL LTD NEW COM | 3/2/01 | 10800 | 10398 | (1119) | LT | (1119) | LT |
| 2/28/00 | 200 | IMRGLOBAL CORP COM | 3/5/01 | 1231 | 2350 | (1683) | LT | (1683) | LT |
| 8/9/00 | 60000 | FANNIE MAE BOND | 3/6/01 | 1842 | 3525 | 4727 | ST | 4727 | ST |
| 11/16/99 | 500 | BROADCOM CORP COM CL A | 3/7/01 | 20649 | 43384 | (22735) | LT | (22735) | LT |
| 2/28/00 | 200 | AFTERMARKET TECHNOLOGY CORP COM | 3/7/01 | 1142 | 2325 | (1183) | LT | (1183) | LT |
| 2/28/00 | 200 | IMRGLOBAL CORP COM | 3/7/01 | 1210 | 2350 | (1140) | LT | (1140) | LT |
| 2/29/00 | 300 | STAFF LEASING INC COM | 3/7/01 | 1031 | 1609 | (578) | LT | (578) | LT |
| 3/2/00 | 200 | STAFF LEASING INC COM | 3/7/01 | 687 | 1175 | (488) | LT | (488) | LT |
| 8/22/00 | 600 | CIENA CORP COM | 3/7/01 | 45748 | 56513 | (10765) | ST | (10765) | ST |
| 11/19/01 | 200 | BROADCOM CORP COM CL A | 3/7/01 | 8259 | 25775 | (17516) | LT | (17516) | LT |
| 12/21/99 | 400 | GENENTECH INC COM | 3/8/01 | 19231 | 25612 | (6381) | LT | (6381) | LT |
| 2/28/00 | 500 | ORACLE CORP COM | 3/8/01 | 8964 | 18172 | (9208) | LT | (9208) | LT |
| 6/29/00 | 1100 | TYCO INTL LTD FGN COM | 3/8/01 | 61983 | 49591 | 12392 | ST | 12392 | ST |
| 11/9/00 | 1100 | ORACLE CORP COM | 3/8/01 | 19722 | 26708 | (6986) | ST | (6986) | ST |
| 12/15/00 | 100 | TYCO INTL LTD FGN COM | 3/8/01 | 5635 | 5460 | 175 | ST | 175 | ST |
| 1/4/01 | 600 | FEDERATED DEPT STORES INC DEL NEW COM | 3/8/01 | 29093 | 23720 | 5373 | ST | 5373 | ST |
| 12/21/99 | 100 | GENENTECH INC COM | 3/9/01 | 4717 | 6403 | (1686) | LT | (1686) | LT |
| 8/6/96 | 100 | INTEL CORP COM | 3/12/01 | 2828 | 989 | 1839 | LT | 1839 | LT |
| 4/30/97 | 400 | GENERAL ELEC CO COM | 3/12/01 | 16411 | 7427 | 8984 | LT | 8984 | LT |
| 12/1/99 | 800 | NETWORK APPLIANCE INC COM | 3/12/01 | 15999 | 24598 | (8599) | LT | (8599) | LT |
| 12/21/99 | 100 | GENENTECH INC COM | 3/12/01 | 4494 | 6403 | (1909) | LT | (1909) | LT |
| 3/8/00 | 400 | BROADCOM COMMUNICATIONS SYS INC | 3/12/01 | 10077 | 31269 | (21192) | LT | (21192) | LT |
| 3/23/00 | 1500 | GENERAL ELEC CO COM | 3/12/01 | 61543 | 78559 | (17016) | ST | (17016) | ST |
| 6/2/00 | 1600 | SILICON VY BANCSHARES COM | 3/12/01 | 43512 | 61953 | (18441) | ST | (18441) | ST |
| 7/12/00 | 600 | BROADCOM COMMUNICATIONS SYS INC | 3/12/01 | 15115 | 59175 | (44060) | ST | (44060) | ST |
| 7/12/00 | 400 | NETWORK APPLIANCE INC COM | 3/12/01 | 8000 | 35000 | (27000) | ST | (27000) | ST |
| 8/30/00 | 700 | INTEL CORP COM | 3/12/01 | 19795 | 51538 | (31743) | #REF! | (31743) | #REF! |
| 12/11/00 | 200 | CISCO SYS INC COM | 3/12/01 | 3712 | 11113 | (7401) | ST | (7401) | ST |

Tax ID #34-1595929
 Capital Gains (Losses) 2001

| Date | Acquired | Shares | Security | Date | Sold | Proceeds | Cost | Gain/ (Loss) | Length |
|----------|----------|---------------------------------|----------|-------|-------|----------|------|-----------------|--------|
| 12/11/00 | 400 | INTEL CORP COM | 3/12/01 | 11312 | 14525 | (3213) | ST | | |
| 1/4/01 | 1300 | CISCO SYS INC COM | 3/12/01 | 24130 | 57227 | (33097) | LT | | |
| 3/4/96 | 100 | BED BATH & BEYOND INC COM | 3/13/01 | 2720 | 564 | 2156 | LT | | |
| 1/11/99 | 200 | MORGAN STANLEY DEAN WITTER & CO | 3/13/01 | 11641 | 11148 | 493 | LT | | |
| 1/15/99 | 100 | AMERICAN EXPRESS CO COM | 3/13/01 | 4109 | 5014 | (905) | LT | | |
| 12/7/99 | 1500 | ANHEUSER BUSCH COS INC COM | 3/13/01 | 65259 | 55794 | 9465 | LT | | |
| 2/28/00 | 300 | ISTAR FINANCIAL INC REIT | 3/13/01 | 7327 | 5118 | 2209 | LT | | |
| 2/28/00 | 400 | IMRGLOBAL CORP COM | 3/13/01 | 2412 | 4700 | (2288) | LT | | |
| 2/28/00 | 1000 | IMRGLOBAL CORP COM | 3/13/01 | 6060 | 11750 | (5690) | LT | | |
| 2/29/00 | 100 | STAFF LEASING INC COM | 3/13/01 | 312 | 536 | (224) | LT | | |
| 3/17/00 | 400 | MERRILL LYNCH & CO INC COM | 3/13/01 | 21282 | 20732 | 550 | ST | | |
| 6/2/00 | 100 | AMERICAN EXPRESS CO COM | 3/13/01 | 45199 | 62307 | (17108) | ST | | |
| 6/2/00 | 700 | MORGAN STANLEY DEAN WITTER & CO | 3/13/01 | 40745 | 57369 | (16624) | ST | | |
| 8/22/00 | 200 | ISTAR FINANCIAL INC REIT | 3/13/01 | 4885 | 4175 | 710 | ST | | |
| 8/23/00 | 200 | ISTAR FINANCIAL INC REIT | 3/13/01 | 4885 | 4212 | 673 | ST | | |
| 8/25/00 | 200 | ISTAR FINANCIAL INC REIT | 3/13/01 | 4885 | 4237 | 648 | ST | | |
| 8/28/00 | 400 | ISTAR FINANCIAL INC REIT | 3/13/01 | 9769 | 8478 | 1291 | ST | | |
| 9/20/00 | 900 | MERRILL LYNCH & CO INC COM | 3/13/01 | 47885 | 59416 | (11531) | ST | | |
| 10/16/00 | 400 | APPLERA CORP-APPLIED BIOSYSTEMS | 3/13/01 | 19845 | 39232 | (19387) | ST | | |
| 12/11/00 | 300 | ANHEUSER BUSCH COS INC COM | 3/13/01 | 13052 | 13937 | (885) | ST | | |
| 12/11/00 | 300 | MERRILL LYNCH & CO INC COM | 3/13/01 | 17462 | 22899 | (5437) | ST | | |
| 2/18/00 | 500 | DEVON ENERGY CORP COM | 3/14/01 | 30909 | 19280 | 11629 | LT | | |
| 2/28/00 | 500 | AFTERMARKET TECHNOLOGY CORP COM | 3/14/01 | 2562 | 5813 | (3251) | LT | | |
| 2/28/00 | 700 | ISTAR FINANCIAL INC REIT | 3/14/01 | 17000 | 11942 | 5058 | LT | | |
| 2/28/00 | 400 | IMRGLOBAL CORP COM | 3/14/01 | 2406 | 4700 | (2294) | LT | | |
| 5/12/00 | 100 | AES CORP COM | 3/14/01 | 4824 | 3825 | 999 | ST | | |
| 6/2/00 | 500 | NABORS INDS INC COM | 3/14/01 | 28345 | 19973 | 8372 | ST | | |
| 12/11/00 | 300 | DEVON ENERGY CORP COM | 3/14/01 | 18545 | 15990 | 2555 | ST | | |
| 12/11/00 | 300 | NABORS INDS INC COM | 3/14/01 | 17007 | 15771 | 1236 | ST | | |
| 1/14/99 | 1700 | NOKIA CORP SPONS ADR | 3/15/01 | 42531 | 48803 | (6272) | LT | | |
| 1/18/99 | 400 | NORTHERN TR CORP COM | 3/15/01 | 24824 | 20050 | 4774 | LT | | |

| Date | Acquired | Shares | Security | Date | Sold | Proceeds | Cost | Gain/ (Loss) | Length |
|----------|----------|--|----------|-------|-------|----------|------|-----------------|--------|
| 2/28/00 | 400 | MERRILL LYNCH & CO INC COM | 3/15/01 | 20923 | 19219 | 1704 | LT | (1250) | LT |
| 2/28/00 | 200 | AFTERMARKET TECHNOLOGY CORP COM | 3/15/01 | 1075 | 2325 | 2126 | LT | (1136) | LT |
| 2/28/00 | 200 | IMRGLOBAL CORP COM | 3/15/01 | 1214 | 2350 | (473) | LT | 3907 | ST |
| 8/28/00 | 1499 | LB COMMERCIAL CONDUIT MTG TR CMO SEQ | 3/15/01 | 1499 | 1495 | 4 | ST | (2420) | ST |
| 9/28/00 | 1000 | PFIZER INC COM | 3/15/01 | 38489 | 44393 | (5904) | ST | (4426) | ST |
| 12/11/00 | 200 | NORTHERN TR CORP COM | 3/15/01 | 12412 | 16838 | (4426) | ST | (21613) | ST |
| 1/4/01 | 1100 | NIKE INC COM CL B | 3/15/01 | 39929 | 61542 | (21613) | ST | (44) | ST |
| 2/21/01 | 1755 | BEAR STEARNS COM MLTG SECS INC CMO SEQ | 3/15/01 | 1755 | 1799 | (44) | ST | (51) | ST |
| 2/21/01 | 3757 | MORGAN STANLEY CAPITAL I INC CMO SEQ PYR | 3/15/01 | 3757 | 3808 | (51) | ST | 38346 | LT |
| 9/17/97 | 700 | AMERICAN INTL GROUP INC COM | 3/16/01 | 54682 | 16336 | 38346 | LT | (27128) | LT |
| 2/28/00 | 100 | AFTERMARKET TECHNOLOGY CORP COM | 3/16/01 | 537 | 1163 | (626) | LT | 9084 | LT |
| 2/28/00 | 900 | R H DONNELLEY CORP COM | 3/16/01 | 23901 | 14817 | 9084 | LT | (697) | LT |
| 2/29/00 | 300 | STAFF LEASING INC COM | 3/16/01 | 912 | 1609 | (697) | LT | 6714 | ST |
| 4/20/00 | 700 | MEDIACOM COMMUNICATIONS CORP COM | 3/16/01 | 13641 | 6927 | 6714 | ST | (359) | ST |
| 6/26/00 | 100 | AFTERMARKET TECHNOLOGY CORP COM | 3/16/01 | 537 | 896 | (359) | ST | (230) | ST |
| 6/26/00 | 100 | JOHNSON & JOHNSON COM | 3/16/01 | 9247 | 9477 | (230) | ST | (352) | ST |
| 7/11/00 | 400 | JOHNSON & JOHNSON COM | 3/16/01 | 537 | 889 | (352) | ST | (6758) | ST |
| 12/11/00 | 300 | AMERICAN INTL GROUP INC COM | 3/16/01 | 23435 | 30193 | (6758) | ST | (10) | ST |
| 2/21/01 | 1619 | GE CAP COMMERCIAL MTG CORP CMO S | 3/16/01 | 1619 | 1629 | (10) | ST | 2565 | ST |
| 2/21/01 | 2560 | CHASE COMMERCIAL MTG SECS CORP CMO S | 3/18/01 | 2560 | 2565 | (5) | ST | 16575 | LT |
| 2/11/00 | 300 | MEDIMMUNE INC COM | 3/19/01 | 9784 | 9784 | (6791) | LT | (575) | LT |
| 2/28/00 | 100 | IMRGLOBAL CORP COM | 3/19/01 | 600 | 1175 | (575) | LT | (473) | LT |
| 2/29/00 | 200 | STAFF LEASING INC COM | 3/19/01 | 600 | 1073 | (473) | LT | 990 | ST |
| 4/20/00 | 100 | MEDIACOM COMMUNICATIONS CORP COM | 3/19/01 | 1950 | 990 | 960 | ST | (18402) | ST |
| 9/28/00 | 1000 | SCIENTIFIC ATLANTA INC COM | 3/19/01 | 44252 | 62654 | (18402) | ST | 5408 | ST |
| 12/11/00 | 100 | SCIENTIFIC ATLANTA INC COM | 3/19/01 | 4425 | 5408 | (983) | ST | | |

| Date | Acquired | Shares | Security | Date | Sold | Proceeds | Cost | Gain/ (Loss) | Length |
|----------|----------|--------|---|---------|--------|----------|--------|-----------------|--------|
| 12/15/00 | 500000 | | FREDDIE MAC GLOBAL NT | 3/19/01 | 518965 | 517075 | 516309 | 12500 | ST |
| 3/1/01 | 500000 | | FANNIE MAE GLOBAL NT | 3/19/01 | 517075 | 517075 | 516309 | 766 | ST |
| 7/2/99 | 749 | | NATIONSLINK FUNDING CORP CMO SEQ PYR 98-2 A1+ | 3/20/01 | 749 | 749 | 729 | 20 | LT |
| 2/11/00 | 200 | | MEDIMMUNE INC COM | 3/20/01 | 6435 | 6435 | 11050 | (4615) | LT |
| 2/28/00 | 400 | | ISTAR FINANCIAL INC REIT | 3/20/01 | 9486 | 9486 | 6824 | 2662 | LT |
| 6/9/97 | 4200 | | CISCO SYS INC COM | 3/21/01 | 79409 | 79409 | 31248 | 48161 | LT |
| 1/27/99 | 500 | | CITIGROUP INC COM | 3/21/01 | 21606 | 21606 | 13739 | 7867 | LT |
| 11/5/99 | 2000 | | AMERICAN EXPRESS CO COM | 3/21/01 | 69900 | 69900 | 100282 | (30382) | LT |
| 2/10/00 | 100 | | MEDIMMUNE INC COM | 3/21/01 | 2958 | 2958 | 5284 | (2326) | LT |
| 2/11/00 | 100 | | MEDIMMUNE INC COM | 3/21/01 | 2958 | 2958 | 5525 | (2567) | LT |
| 2/28/00 | 100 | | ISTAR FINANCIAL INC REIT | 3/21/01 | 2303 | 2303 | 1706 | 597 | LT |
| 2/28/00 | 700 | | ISTAR FINANCIAL INC REIT | 3/21/01 | 16173 | 16173 | 11942 | 4231 | LT |
| 2/28/00 | 400 | | IMRGLOBAL CORP COM | 3/21/01 | 2200 | 2200 | 4700 | (2500) | LT |
| 9/20/00 | 900 | | CITIGROUP INC COM | 3/21/01 | 38891 | 38891 | 47547 | (8656) | ST |
| 12/11/00 | 200 | | CITIGROUP INC COM | 3/21/01 | 8642 | 8642 | 10591 | (1949) | ST |
| 1/4/01 | 100 | | CISCO SYS INC COM | 3/21/01 | 1891 | 1891 | 4402 | (2511) | ST |
| 12/21/99 | 800 | | GENENTECH INC COM | 3/22/01 | 31224 | 31224 | 51224 | (20021) | LT |
| 1/5/00 | 1800 | | INTEL CORP COM | 3/22/01 | 48038 | 48038 | 73854 | (25816) | LT |
| 2/10/00 | 200 | | MEDIMMUNE INC COM | 3/22/01 | 5842 | 5842 | 10568 | (4726) | LT |
| 2/28/00 | 600 | | DOVER CORP COM | 3/22/01 | 20659 | 20659 | 22852 | (2193) | LT |
| 2/28/00 | 800 | | ISTAR FINANCIAL INC REIT | 3/22/01 | 17993 | 17993 | 13648 | 4345 | LT |
| 2/29/00 | 100 | | STAFF LEASING INC COM | 3/22/01 | 300 | 300 | 536 | (236) | LT |
| 5/2/00 | 500 | | CANADIAN PAC LTD FGN COM | 3/22/01 | 17374 | 17374 | 12250 | 5124 | ST |
| 6/27/00 | 100 | | IVAX CORP COM | 3/22/01 | 2698 | 2698 | 4063 | (1365) | ST |
| 7/7/00 | 600 | | IVAX CORP COM | 3/22/01 | 16191 | 16191 | 25698 | (9507) | ST |
| 7/11/00 | 200 | | TARGET CORP COM | 3/22/01 | 6732 | 6732 | 6308 | 424 | ST |
| 7/18/00 | 800 | | APPLERA CORP-APPLIED BIOSYSTEMS | 3/22/01 | 15159 | 15159 | 68501 | (53342) | ST |
| 8/3/00 | 900 | | GENERAL ELEC CO COM | 3/22/01 | 32910 | 32910 | 47747 | (14837) | ST |
| 8/16/00 | 300 | | LOEWS CORP COM | 3/22/01 | 16124 | 16124 | 12330 | 3794 | ST |
| 8/23/00 | 1200 | | GENERAL ELEC CO COM | 3/22/01 | 43880 | 43880 | 69300 | (25420) | ST |
| 9/26/00 | 700 | | MBNA CORP COM | 3/22/01 | 19886 | 19886 | 27291 | (7405) | ST |
| 9/28/00 | 600 | | CONOCO INC COM CL B | 3/22/01 | 17693 | 17693 | 15930 | 1763 | ST |

| Date | Acquired | Shares | Security | Date | Sold | Proceeds | Cost | Gain/ (Loss) | Length |
|----------|----------|---------------------------------------|----------|--------|--------|----------|------|-----------------|--------|
| 10/16/00 | 200 | APPLERA CORP-APPLIED BIOSYSTEMS | 3/22/01 | 3790 | 19616 | (15826) | ST | | |
| 10/17/00 | 200 | IVAX CORP COM | 3/22/01 | 5397 | 9384 | (3987) | ST | | |
| 10/18/00 | 100 | IVAX CORP COM | 3/22/01 | 2698 | 4640 | (1942) | ST | | |
| 11/2/00 | 900 | KOHL'S CORP COM | 3/22/01 | 52384 | 49910 | 2474 | ST | | |
| 12/7/00 | 800 | CONVERGYS CORP COM | 3/22/01 | 24716 | 40086 | (15370) | ST | | |
| 12/11/00 | 200 | TARGET CORP COM | 3/22/01 | 6732 | 6679 | 53 | ST | | |
| 1/4/01 | 100 | SIEBEL SYS INC COM | 3/22/01 | 2784 | 6893 | (4109) | ST | | |
| 1/8/01 | 100 | SIEBEL SYS INC COM | 3/22/01 | 2784 | 5814 | (3030) | ST | | |
| 1/9/01 | 400 | DEVON ENERGY CORP COM | 3/22/01 | 24004 | 23198 | 806 | ST | | |
| 1/25/01 | 100 | ARCHER DANIELS MIDLAND CO COM | 3/22/01 | 1362 | 1389 | (27) | ST | | |
| 1/25/01 | 5200 | ARCHER DANIELS MIDLAND CO COM | 3/22/01 | 67892 | 72230 | (4338) | ST | | |
| 2/1/01 | 500 | SIEBEL SYS INC COM | 3/22/01 | 13922 | 33921 | (19999) | ST | | |
| 2/8/01 | 600 | DEVON ENERGY CORP COM | 3/22/01 | 36005 | 35438 | 567 | ST | | |
| 2/12/01 | 1100 | TARGET CORP COM | 3/22/01 | 37028 | 39679 | (2651) | ST | | |
| 2/28/00 | 200 | ISTAR FINANCIAL INC REIT | 3/23/01 | 4631 | 3412 | 1219 | LT | | |
| 2/28/00 | 900 | IMRGLOBAL CORP COM | 3/23/01 | 4837 | 10575 | (5738) | LT | | |
| 2/29/00 | 200 | STAFF LEASING INC COM | 3/23/01 | 600 | 1073 | (473) | LT | | |
| 3/1/00 | 300 | EMS TECHNOLOGIES INC COM | 3/23/01 | 4837 | 7088 | (2251) | LT | | |
| 3/19/01 | 630000 | UNITED STATES TREAS NTS DTD | 3/23/01 | 636620 | 635562 | 1058 | ST | | |
| 3/19/01 | 635000 | UNITED STATES TREAS NTS DTD | 3/23/01 | 639589 | 639043 | 546 | ST | | |
| 10/10/00 | 13256 | FANNIE MAE CMO PAC 1999-3 GB | 3/25/01 | 13257 | 13064 | 193 | ST | | |
| 11/11/99 | 1400 | MORGAN STANLEY DEAN WITTER & CO | 3/26/01 | 75857 | 78036 | (2179) | LT | | |
| 2/28/00 | 1100 | IMRGLOBAL CORP COM | 3/26/01 | 6050 | 12925 | (6875) | LT | | |
| 2/29/00 | 100 | STAFF LEASING INC COM | 3/26/01 | 300 | 536 | (236) | LT | | |
| 3/1/00 | 200 | EMS TECHNOLOGIES INC COM | 3/26/01 | 3225 | 4725 | (1500) | LT | | |
| 12/12/00 | 2200 | FEDERATED DEPT STORES INC DEL NEW COM | 3/26/01 | 91404 | 76135 | 15269 | ST | | |
| 2/28/00 | 100 | IMRGLOBAL CORP COM | 3/27/01 | 550 | 1175 | (625) | LT | | |
| 2/29/00 | 300 | STAFF LEASING INC COM | 3/27/01 | 900 | 1609 | (709) | LT | | |
| 10/23/00 | 500 | IMRGLOBAL CORP COM | 3/27/01 | 2751 | 4117 | (1366) | ST | | |
| 10/24/00 | 300 | IMRGLOBAL CORP COM | 3/27/01 | 1651 | 2475 | (824) | ST | | |
| 10/23/00 | 100 | IMRGLOBAL CORP COM | 3/28/01 | 550 | 823 | (273) | ST | | |
| 2/28/00 | 400 | BANKNORTH GROUP INC COM | 3/29/01 | 8000 | 4426 | 3574 | LT | | |

| Date | Acquired | Shares | Security | Date | Sold | Proceeds | Cost | Gain/ (Loss) | Length |
|----------|----------|--------|--------------------------------|---------|--------|----------|----------|-----------------|--------|
| 12/15/00 | 405000 | | FREDDIE MAC GLOBAL NT | 3/29/01 | 419871 | 410237 | 9634 | ST | |
| 1/9/01 | 1300 | | SOUTHERN CO COM | 3/29/01 | 44191 | 38448 | 5743 | ST | |
| 2/1/01 | 400 | | GOLDEN WEST FINL CORP DEL COM | 3/29/01 | 25095 | 22025 | 3070 | ST | |
| 2/8/01 | 1100 | | SANMINA-SCI CORP COM | 3/29/01 | 23345 | 41256 | (17911) | ST | |
| 4/11/01 | 1000 | | ADVANCED MICRO DEVICES INC COM | 3/29/01 | 27814 | 37225 | (9411) | ST | |
| 5/17/01 | 300 | | MIIX GROUP INC COM | 3/29/01 | 2412 | 3466 | (1054) | ST | |
| 2/28/00 | 800 | | AES CORP COM | 3/30/01 | 40191 | 28468 | 11723 | LT | |
| 2/28/00 | 300 | | BANKNORTH GROUP INC COM | 3/30/01 | 6000 | 3320 | 2680 | LT | |
| 2/29/00 | 500 | | STAFF LEASING INC COM | 3/30/01 | 1406 | 2682 | (1276) | LT | |
| 6/28/00 | 100 | | LOCAL FINANCIAL CORP COM | 3/30/01 | 1262 | 835 | 427 | ST | |
| 10/20/00 | 200 | | IMRGLOBAL CORP COM | 3/30/01 | 1083 | 1623 | (540) | ST | |
| 10/23/00 | 100 | | IMRGLOBAL CORP COM | 3/30/01 | 542 | 823 | (281) | ST | |
| 2/2/01 | 2000 | | FLOWERS INDS INC COM | 3/30/01 | 33208 | 33309 | (101) | ST | |
| 2/6/01 | 2700 | | FLOWERS INDS INC COM | 3/30/01 | 44831 | 45812 | (981) | ST | |
| 2/7/01 | 3100 | | FLOWERS INDS INC COM | 3/30/01 | 51472 | 52682 | (1210) | ST | |
| 3/2/01 | 700 | | FLOWERS INDS INC COM | 3/30/01 | 11623 | 11958 | (335) | ST | |
| 3/5/01 | 300 | | FLOWERS INDS INC COM | 3/30/01 | 4981 | 5133 | (152) | ST | |
| 3/9/01 | 400 | | FLOWERS INDS INC COM | 3/30/01 | 6642 | 6843 | (201) | ST | |
| 3/12/01 | 900 | | FLOWERS INDS INC COM | 3/30/01 | 14944 | 15347 | (403) | ST | |
| 3/14/01 | 700 | | FLOWERS INDS INC COM | 3/30/01 | 11623 | 11767 | (144) | ST | |
| 3/16/01 | 500 | | FLOWERS INDS INC COM | 3/30/01 | 8302 | 8402 | (100) | ST | |
| 3/19/01 | 100 | | FLOWERS INDS INC COM | 3/30/01 | 1660 | 1681 | (21) | ST | |
| 3/21/01 | 800 | | FLOWERS INDS INC COM | 3/30/01 | 13283 | 13424 | (141) | ST | |
| 3/22/01 | 900 | | FLOWERS INDS INC COM | 3/30/01 | 14944 | 15128 | (184) | ST | |
| 3/23/01 | 300 | | FLOWERS INDS INC COM | 3/30/01 | 4981 | 4969 | 12 | ST | |
| 3/26/01 | 1700 | | FLOWERS INDS INC COM | 3/30/01 | 28227 | 28073 | 154 | ST | |
| 2/28/00 | 959 | | AES CORP COM | 4/2/01 | 48295 | 34126 | 14169 | LT | |
| 2/29/00 | 400 | | STAFF LEASING INC COM | 4/2/01 | 1135 | 2146 | (1011) | LT | |
| 10/20/00 | 100 | | IMRGLOBAL CORP COM | 4/2/01 | 552 | 811 | (259) | ST | |
| 2/8/00 | 550 | | VERITAS SOFTWARE CO COM | 4/3/01 | 22329 | 59286 | (36957) | LT | |
| 2/28/00 | 800 | | ARIBA INC COM | 4/3/01 | 3794 | 104800 | (101006) | LT | |
| 2/29/00 | 200 | | STAFF LEASING INC COM | 4/3/01 | 550 | 1073 | (523) | LT | |

| Date | Acquired | Shares | Security | Date | Sold | Proceeds | Cost | Gain/ (Loss) | Length |
|----------|----------|------------------------------|----------|-------|--------|----------|---------|-----------------|--------|
| 6/2/00 | 600 | JUNIPER NETWORKS INC COM | 4/3/01 | 18719 | 62231 | 835 | (43512) | ST | |
| 6/28/00 | 100 | LOCAL FINANCIAL CORP COM | 4/3/01 | 1237 | 835 | 402 | | ST | |
| 7/11/00 | 100 | JUNIPER NETWORKS INC COM | 4/3/01 | 3120 | 15269 | (12149) | ST | | |
| 10/11/00 | 100 | JUNIPER NETWORKS INC COM | 4/3/01 | 3120 | 20106 | (16986) | ST | | |
| 1/19/01 | 200 | JUNIPER NETWORKS INC COM | 4/3/01 | 6240 | 27455 | (21215) | ST | | |
| 9/25/96 | 300 | KOHL'S CORP COM | 4/4/01 | 16984 | 2639 | 14345 | ST | | |
| 7/8/97 | 100 | TYCO INTL LTD NEW COM | 4/4/01 | 4143 | 1891 | 2252 | LT | | |
| 4/13/99 | 600 | CITIGROUP INC COM | 4/4/01 | 25236 | 22553 | 2683 | LT | | |
| 7/15/99 | 800 | AOL TIME WARNER INC COM | 4/4/01 | 28183 | 40688 | (12505) | LT | | |
| 9/30/99 | 100 | CITIGROUP INC COM | 4/4/01 | 4206 | 3242 | 964 | LT | | |
| 12/9/99 | 700 | WAL MART STORES INC | 4/4/01 | 34838 | 41006 | (6168) | LT | | |
| 2/28/00 | 1200 | ARIBA INC COM | 4/4/01 | 5726 | 157200 | (151474) | LT | | |
| 2/28/00 | 1100 | MERRILL LYNCH & CO INC COM | 4/4/01 | 57143 | 52851 | 4292 | LT | | |
| 2/28/00 | 0 | AES CORP COM | 4/4/01 | 20 | 14 | 6 | LT | | |
| 2/29/00 | 100 | STAFF LEASING INC COM | 4/4/01 | 281 | 536 | (255) | LT | | |
| 5/12/00 | 200 | AES CORP COM | 4/4/01 | 9066 | 7651 | 1415 | ST | | |
| 6/28/00 | 100 | LOCAL FINANCIAL CORP COM | 4/4/01 | 1244 | 835 | 409 | ST | | |
| 7/11/00 | 700 | WAL MART STORES INC | 4/4/01 | 34838 | 43742 | (8904) | ST | | |
| 10/5/00 | 600 | RELIANT ENERGY INC COM | 4/4/01 | 28097 | 27630 | 467 | ST | | |
| 1/11/00 | 100 | TYCO INTL LTD NEW COM | 4/4/01 | 4143 | 5199 | (1056) | ST | | |
| 12/20/00 | 500 | MILLIPORE CORP COM | 4/4/01 | 22154 | 28283 | (6129) | ST | | |
| 1/4/01 | 500 | MILLIPORE CORP COM | 4/4/01 | 22154 | 29905 | (7751) | ST | | |
| 1/9/01 | 900 | NORTEL NETWORKS CORP FGN COM | 4/4/01 | 11788 | 28663 | (16875) | ST | | |
| 1/10/01 | 600 | NORTEL NETWORKS CORP FGN COM | 4/4/01 | 7858 | 18504 | (10646) | ST | | |
| 1/18/01 | 900 | NORTEL NETWORKS CORP FGN COM | 4/4/01 | 11788 | 31193 | (19405) | ST | | |
| 2/28/00 | 800 | T&HQ INC COM | 4/5/01 | 28942 | 14218 | 14724 | LT | | |
| 2/29/00 | 100 | STAFF LEASING INC COM | 4/5/01 | 275 | 536 | (261) | LT | | |
| 3/17/00 | 1900 | KROGER CO COM | 4/5/01 | 41898 | 32965 | 8933 | LT | | |
| 6/28/00 | 100 | LOCAL FINANCIAL CORP COM | 4/5/01 | 1244 | 835 | 409 | ST | | |
| 12/11/00 | 500 | KROGER CO COM | 4/5/01 | 11026 | 12134 | (1108) | ST | | |
| 2/11/00 | 600 | MOTOROLA INC COM | 4/6/01 | 8247 | 30962 | (22715) | LT | | |
| 2/14/00 | 200 | MOTOROLA INC COM | 4/6/01 | 2749 | 10137 | (7388) | LT | | |

| Date | Acquired | Shares | Security | Date | Sold | Proceeds | Cost | Gain/ (Loss) | Length |
|-----------|--------------------------------|--------|----------|---------|-------|----------|-------|-----------------|--------|
| 2/28/00 | 300 MIIX GROUP INC COM | | | 4/6/01 | 2232 | 3422 | 3422 | (1190) | LT |
| 2/28/00 | 1200 STAFF LEASING INC COM | | | 4/6/01 | 3086 | 5973 | 5973 | (2887) | LT |
| 2/28/00 | 300 T&HQ INC COM | | | 4/6/01 | 10800 | 5332 | 5332 | 5468 | LT |
| 2/29/00 | 2100 STAFF LEASING INC COM | | | 4/6/01 | 5401 | 11265 | 11265 | (5864) | LT |
| 3/14/00 | 600 MOTOROLA INC COM | | | 4/6/01 | 8247 | 33798 | 33798 | (25551) | ST |
| 5/16/00 | 200 MIIX GROUP INC COM | | | 4/6/01 | 1488 | 2282 | 2282 | (794) | ST |
| 5/17/00 | 500 MIIX GROUP INC COM | | | 4/6/01 | 3720 | 5777 | 5777 | (2057) | ST |
| 5/23/00 | 100 MIIX GROUP INC COM | | | 4/6/01 | 744 | 1144 | 1144 | (400) | ST |
| 5/24/00 | 500 MIIX GROUP INC COM | | | 4/6/01 | 3720 | 5776 | 5776 | (2056) | ST |
| 10/25/00 | 200 IMRGLOBAL CORP COM | | | 4/6/01 | 1100 | 1613 | 1613 | (513) | ST |
| 2/28/00 | 300 T&HQ INC COM | | | 4/9/01 | 10668 | 5332 | 5332 | 5336 | LT |
| 8/9/00 | 50000 FANNIE MAE BOND | | | 4/9/01 | 55498 | 51129 | 51129 | 4369 | ST |
| 10/25/00 | 300 IMRGLOBAL CORP COM | | | 4/9/01 | 1652 | 2419 | 2419 | (767) | ST |
| 3/1/01 | 50000 FANNIE MAE GLOBAL NT | | | 4/9/01 | 51814 | 51631 | 51631 | 183 | ST |
| 3/4/96 | 800 GUIDANT CORP COM | | | 4/10/01 | 31789 | 9762 | 9762 | 22027 | LT |
| 1/7/00 | 400 GUIDANT CORP COM | | | 4/10/01 | 15895 | 21996 | 21996 | (6101) | LT |
| 2/28/00 | 1100 T&HQ INC COM | | | 4/10/01 | 39627 | 19550 | 19550 | 20077 | LT |
| 2/28/00 | 200 T&HQ INC COM | | | 4/10/01 | 7200 | 3555 | 3555 | 3645 | LT |
| 6/28/00 | 200 LOCAL FINANCIAL CORP COM | | | 4/10/01 | 2492 | 1670 | 1670 | 822 | ST |
| 7/11/00 | 100 LOCAL FINANCIAL CORP COM | | | 4/10/01 | 1248 | 825 | 825 | 421 | ST |
| 9/22/00 | 400 GUIDANT CORP COM | | | 4/10/01 | 15895 | 27160 | 27160 | (11265) | ST |
| 1/4/01 | 1700 BED BATH & BEYOND INC COM | | | 4/10/01 | 46663 | 40388 | 40388 | 6275 | ST |
| 2/28/00 | 1600 DOVER CORP COM | | | 4/11/01 | 59678 | 60938 | 60938 | (1260) | LT |
| 2/28/00 | 100 MIIX GROUP INC COM | | | 4/11/01 | 759 | 1141 | 1141 | (382) | LT |
| 2/28/00 | 400 T&HQ INC COM | | | 4/11/01 | 14662 | 7109 | 7109 | 7553 | LT |
| 2/28/00 | 1100 T&HQ INC COM | | | 4/11/01 | 41840 | 19550 | 19550 | 22290 | LT |
| 7/6/00 | 100 LOCAL FINANCIAL CORP COM | | | 4/11/01 | 1250 | 823 | 823 | 427 | ST |
| 1/21/9/00 | 1200 SCHERING PLOUGH CORP COM | | | 4/11/01 | 42539 | 70935 | 70935 | (28396) | ST |
| 1/10/01 | 600 DEVON ENERGY CORP COM | | | 4/11/01 | 35729 | 34146 | 34146 | 1583 | ST |
| 2/28/00 | 300 TALBOTS INC COM | | | 4/12/01 | 11074 | 4938 | 4938 | 6136 | LT |
| 2/28/00 | 300 T&HQ INC COM | | | 4/12/01 | 11176 | 5332 | 5332 | 5844 | LT |
| 2/28/00 | 400 T&HQ INC COM | | | 4/12/01 | 14805 | 7109 | 7109 | 7696 | LT |

| Date | Acquired | Shares | Security | Date | Sold | Proceeds | Cost | Gain/ (Loss) | Length |
|----------|---|--------|----------|---------|--------|----------|------|-----------------|--------|
| 5/25/00 | 200 LOCAL FINANCIAL CORP COM | | | 4/12/01 | 2504 | 1638 | | 866 | ST |
| 7/12/00 | 100 LOCAL FINANCIAL CORP COM | | | 4/12/01 | 1252 | 819 | | 433 | ST |
| 8/28/00 | 759 LB COMMERCIAL CONDUIT MTG TR CMO SEQ PYR | | | 4/15/01 | 759 | 757 | | 2 | ST |
| 2/21/01 | 1270 BEAR STEARNS COML MTG SECS INC CMO SEQ | | | 4/15/01 | 1270 | 1302 | | (32) | ST |
| 2/21/01 | 2858 MORGAN STANLEY CAPITAL I INC CMO SEQ PYR | | | 4/15/01 | 2858 | 2897 | | (39) | ST |
| 2/29/00 | 600 T&HQ INC COM | | | 4/16/01 | 22887 | 10637 | | 12250 | LT |
| 4/26/99 | 180000 FANNIE MAE NOTE | | | 4/17/01 | 180009 | 179714 | | 295 | LT |
| 12/9/99 | 365000 FANNIE MAE MED TERM NT SER B | | | 4/17/01 | 358613 | 341093 | | 17520 | LT |
| 2/28/00 | 1800 MIIX GROUP INC COM | | | 4/17/01 | 13392 | 20530 | | (7138) | LT |
| 10/31/00 | 320000 FANNIE MAE GLOBAL BD | | | 4/17/01 | 335663 | 320300 | | 15363 | ST |
| 12/14/00 | 400000 FANNIE MAE GLOBAL NT | | | 4/17/01 | 408672 | 402594 | | 6078 | ST |
| 2/1/01 | 45000 FANNIE MAE GLOBAL BD | | | 4/17/01 | 47203 | 47823 | | (620) | ST |
| 2/21/01 | 707 GE CAP COMMERCIAL MTG CORP CMO SEQ PYR | | | 4/17/01 | 707 | 711 | | (4) | ST |
| 3/1/01 | 225000 FREDDIE MAC NOTE | | | 4/17/01 | 215218 | 219639 | | (4421) | ST |
| 3/1/01 | 270000 FANNIE MAE GLOBAL NT | | | 4/17/01 | 275854 | 278807 | | (2953) | ST |
| 3/29/01 | 290000 FANNIE MAE GLOBAL BD | | | 4/17/01 | 304194 | 307230 | | (3036) | ST |
| 2/28/00 | 700 SCIENTIFIC ATLANTA INC COM | | | 4/18/01 | 39822 | 36104 | | 3718 | LT |
| 2/28/00 | 200 MIIX GROUP INC COM | | | 4/18/01 | 1496 | 2281 | | (785) | LT |
| 3/1/00 | 100 EMS TECHNOLOGIES INC COM | | | 4/18/01 | 1600 | 2363 | | (763) | LT |
| 6/13/00 | 1100 UNILEVER N V FGN COM | | | 4/18/01 | 59826 | 56980 | | 2846 | ST |
| 2/21/01 | 1757 CHASE COMMERCIAL MTG SECS CORP CMO SEQ | | | 4/18/01 | 1757 | 1761 | | (4) | ST |
| 7/12/00 | 100 LOCAL FINANCIAL CORP COM | | | 4/19/01 | 1230 | 819 | | 411 | ST |
| 10/10/00 | 265474 FANNIE MAE CMO PAC 1999-3 GB | | | 4/19/01 | 266968 | 261617 | | 5351 | ST |
| 1/17/01 | 210000 REPUBLIC BANK NEW YORK | | | 4/19/01 | 216693 | 215221 | | 1472 | ST |
| 7/2/99 | 547 NATIONSLINK FUNDING CORP CMO SEQ PYR 98-2 A1+ | | | 4/20/01 | 547 | 532 | | 15 | LT |
| 2/28/00 | 200 COMMERCE ONE INC COM | | | 4/20/01 | 2153 | 22525 | | (20372) | LT |
| 2/28/00 | 700 MIIX GROUP INC COM | | | 4/20/01 | 5208 | 7984 | | (2776) | LT |
| 4/3/00 | 200 MERCK & CO INC COM | | | 4/20/01 | 14700 | 13215 | | 1485 | ST |
| 5/19/00 | 700 MERCK & CO INC COM | | | 4/20/01 | 51450 | 50267 | | 1183 | ST |
| 7/26/00 | 100 AETHER SYSTEMS INC COM | | | 4/20/01 | 1597 | 18174 | | (16577) | ST |
| 7/27/00 | 100 AETHER SYSTEMS INC COM | | | 4/20/01 | 1597 | 17719 | | (16122) | ST |
| 10/4/00 | 600 HEALTH MANAGEMENT ASSOCIATES INC | | | 4/20/01 | 9037 | 12544 | | (3507) | ST |

| Date | Acquired | Shares | Security | Date | Sold | Proceeds | Cost | Gain/ (Loss) | Length |
|----------|----------|----------------------------------|----------|--------|--------|----------|------|-----------------|--------|
| 2/28/00 | 150 | COMMERCE ONE INC COM | 4/23/01 | 1341 | 16894 | (15553) | LT | 15553 | LT |
| 2/28/00 | 1900 | MIIX GROUP INC COM | 4/23/01 | 14136 | 21671 | (7535) | LT | 7535 | LT |
| 7/12/00 | 100 | LOCAL FINANCIAL CORP COM | 4/23/01 | 1230 | 819 | 411 | ST | 411 | ST |
| 7/27/00 | 200 | AETHER SYSTEMS INC COM | 4/23/01 | 2644 | 35439 | (32795) | ST | 32795 | ST |
| 10/4/00 | 300 | HEALTH MANAGEMENT ASSOCIATES INC | 4/23/01 | 4635 | 6272 | (1637) | ST | 1637 | ST |
| 2/28/00 | 450 | COMMERCE ONE INC COM | 4/24/01 | 4404 | 50681 | (46277) | LT | 46277 | LT |
| 5/12/00 | 300 | AES CORP COM | 4/24/01 | 14202 | 11476 | 2726 | ST | 2726 | ST |
| 7/31/00 | 100 | AETHER SYSTEMS INC COM | 4/24/01 | 1350 | 16081 | (14731) | ST | 14731 | ST |
| 12/29/00 | 200 | AETHER SYSTEMS INC COM | 4/24/01 | 2700 | 8066 | (5366) | ST | 5366 | ST |
| 10/10/00 | 12562 | FANNIE MAE CMO PAC 1999-3 GB | 4/25/01 | 12562 | 12379 | 183 | ST | 183 | ST |
| 12/29/00 | 100 | AETHER SYSTEMS INC COM | 4/25/01 | 1367 | 4033 | (2666) | ST | 2666 | ST |
| 2/5/99 | 300 | MCGRAW HILL COS INC COM | 4/26/01 | 19544 | 16881 | 2663 | LT | 2663 | LT |
| 10/6/99 | 1400 | MERCK & CO INC COM | 4/26/01 | 104752 | 100156 | 4596 | LT | 4596 | LT |
| 2/28/00 | 3200 | CISCO SYS INC COM | 4/26/01 | 50733 | 210740 | (160007) | LT | 160007 | LT |
| 2/28/00 | 1000 | HEWLETT PACKARD CO COM | 4/26/01 | 28498 | 49805 | (21307) | LT | 21307 | LT |
| 2/28/00 | 700 | MERRILL LYNCH & CO INC COM | 4/26/01 | 44336 | 33632 | 10704 | LT | 10704 | LT |
| 2/28/00 | 1100 | SPRINT CORP FON GROUP COM | 4/26/01 | 23596 | 64246 | (40650) | LT | 40650 | LT |
| 4/11/00 | 700 | OCCIDENTAL PETE CORP DEL COM | 4/26/01 | 20817 | 15095 | 5722 | LT | 5722 | LT |
| 4/11/00 | 700 | USX MARATHON GROUP COM NEW | 4/26/01 | 22248 | 16853 | 5395 | LT | 5395 | LT |
| 8/16/00 | 400 | CATERPILLAR INC DEL COM | 4/26/01 | 19799 | 15591 | 4208 | ST | 4208 | ST |
| 10/5/00 | 1000 | HEWLETT PACKARD CO COM | 4/26/01 | 28498 | 46332 | (17834) | ST | 17834 | ST |
| 10/19/00 | 1300 | USA EDUCATION INC COM | 4/26/01 | 92782 | 66145 | 26637 | ST | 26637 | ST |
| 12/29/00 | 200 | AETHER SYSTEMS INC COM | 4/26/01 | 2765 | 8066 | (5301) | ST | 5301 | ST |
| 1/4/01 | 3000 | FORTUNE BRANDS INC COM | 4/26/01 | 94750 | 94636 | 114 | ST | 114 | ST |
| 3/15/01 | 2000 | MATTEL INC COM | 4/26/01 | 32029 | 36980 | (4951) | ST | 4951 | ST |
| 3/22/01 | 2700 | HEWLETT PACKARD CO COM | 4/26/01 | 76945 | 81510 | (4565) | ST | 4565 | ST |
| 3/22/01 | 100 | HEWLETT PACKARD CO COM | 4/26/01 | 2850 | 2984 | (134) | ST | 134 | ST |
| 4/23/01 | 100 | FORTUNE BRANDS INC COM | 4/26/01 | 3158 | 3176 | (18) | ST | 18 | ST |
| 8/27/99 | 15000 | FANNIE MAE NOTE | 4/27/01 | 15669 | 14981 | 688 | LT | 688 | LT |
| 2/3/00 | 150000 | FEDERAL HOME LN BANKS BOND | 4/27/01 | 155801 | 144519 | 11282 | LT | 11282 | LT |
| 2/28/00 | 200 | MIIX GROUP INC COM | 4/27/01 | 1489 | 2281 | (792) | LT | 792 | LT |
| 3/1/00 | 280000 | FREDDIE MAC GLOBAL NT | 4/27/01 | 289727 | 271054 | 18673 | LT | 18673 | LT |

| Date | Acquired | Shares | Security | Date | Sold | Proceeds | Cost | Gain/ (Loss) | Length |
|----------|----------|---|----------|--------|--------|----------|------|-----------------|--------|
| 7/5/00 | 20000 | FANNIE MAE BOND | 4/27/01 | 217211 | 203720 | 13491 | ST | | |
| 7/13/00 | 11000 | FANNIE MAE NOTE | 4/27/01 | 116904 | 110376 | 6528 | ST | | |
| 8/9/00 | 16500 | FANNIE MAE BOND | 4/27/01 | 179199 | 168726 | 10473 | ST | | |
| 10/2/00 | 9500 | FANNIE MAE NOTE | 4/27/01 | 99237 | 93984 | 5253 | ST | | |
| 12/15/00 | 47000 | FREDDIE MAC GLOBAL NT | 4/27/01 | 486328 | 476077 | 10251 | ST | | |
| 3/29/01 | 16000 | FREDDIE MAC GLOBAL NT | 4/27/01 | 155075 | 157566 | (2491) | ST | | |
| 4/19/01 | 20000 | FREDDIE MAC NOTE | 4/27/01 | 212506 | 213237 | (731) | ST | | |
| 4/19/01 | 15000 | FANNIE MAE GLOBAL NT | 4/27/01 | 153819 | 154343 | (524) | ST | | |
| 7/12/00 | 100 | LOCAL FINANCIAL CORP COM | 4/30/01 | 1227 | 819 | 408 | ST | | |
| 7/21/00 | 20000 | WELLS FARGO BANK N A SUB NT | 4/30/01 | 212502 | 200184 | 12318 | ST | | |
| 1/24/01 | 20000 | CITIGROUP INC SENIOR NT | 4/30/01 | 197922 | 196732 | 1190 | ST | | |
| 1/24/01 | 20000 | MERRILL LYNCH & CO GLOBAL SENIOR UNSUB NT | 4/30/01 | 192336 | 191804 | 532 | ST | | |
| 12/3/99 | 300 | HARLEY DAVIDSON INC COM | 5/1/01 | 13746 | 3239 | 10507 | LT | | |
| 12/8/99 | 300 | COLGATE PALMOLIVE CO COM | 5/1/01 | 16697 | 17382 | (685) | LT | | |
| 2/28/00 | 300 | BED BATH & BEYONG INC COM | 5/1/01 | 8495 | 3694 | 4801 | LT | | |
| 4/4/00 | 500 | BRISTOL MYERS SQUIBB CO COM | 5/1/01 | 27541 | 32280 | (4739) | ST | | |
| 7/12/00 | 200 | LOCAL FINANCIAL CORP COM | 5/1/01 | 2460 | 1638 | 822 | ST | | |
| 11/14/00 | 8000 | FANNIE MAE NOTE | 5/1/01 | 79881 | 76425 | 3456 | ST | | |
| 1/3/01 | 6000 | FANNIE MAE NOTE | 5/1/01 | 59898 | 58992 | 906 | ST | | |
| 1/3/01 | 14000 | FANNIE MAE NOTE | 5/1/01 | 139792 | 137648 | 2144 | ST | | |
| 6/25/98 | 8000 | FREDDIE MAC GLOBAL NT | 5/2/01 | 81675 | 79928 | 1747 | LT | | |
| 7/30/98 | 200 | COLGATE PALMOLIVE CO COM | 5/2/01 | 11229 | 9519 | 1710 | LT | | |
| 4/26/99 | 1600 | AES CORP COM | 5/2/01 | 76253 | 39485 | 36768 | LT | | |
| 2/28/00 | 100 | BED BATH & BEYONG INC COM | 5/2/01 | 2822 | 1231 | 1591 | LT | | |
| 2/28/00 | 500 | QUAKER OATS CO COM | 5/2/01 | 48901 | 25536 | 23365 | LT | | |
| 2/28/00 | 400 | MILK GROUP INC COM | 5/2/01 | 2980 | 4562 | (1582) | LT | | |
| 7/12/00 | 100 | LOCAL FINANCIAL CORP COM | 5/2/01 | 1234 | 819 | 415 | ST | | |
| 7/25/00 | 800 | FOREST LABS INC COM | 5/2/01 | 49357 | 43770 | 5587 | ST | | |
| 8/9/00 | 2000 | FREDDIE MAC GLOBAL NT | 5/2/01 | 20419 | 19467 | 952 | ST | | |
| 1/9/01 | 900 | STARWOOD HOTELS & RESORTS WW INC | 5/2/01 | 33583 | 33968 | (385) | ST | | |
| 1/10/01 | 1500 | STARWOOD HOTELS & RESORTS WW INC | 5/2/01 | 55972 | 56532 | (560) | ST | | |
| 1/25/01 | 300 | JUNIPER NETWORKS INC COM | 5/2/01 | 19752 | 39539 | (19787) | ST | | |

Tax ID #34-1595929
 Capital Gains (Losses) 2001

| Date | Acquired | Shares | Security | Date | Sold | Proceeds | Cost | Gain/ (Loss) | Length |
|----------|----------|--|----------|--------|------|----------|------|-----------------|--------|
| 4/23/01 | 100 | AES CORP COM | 5/2/01 | 4766 | | 4866 | | (100) | ST |
| 4/30/01 | 21000 | FANNIE MAE GLOBAL NTS | 5/2/01 | 212256 | | 212043 | | 213 | ST |
| 4/20/99 | 180000 | FEDERAL HOME LN BANKS GLOBAL | 5/3/01 | 181755 | | 179876 | | 1879 | LT |
| 2/28/00 | 100 | BED BATH & BEYONG INC COM | 5/3/01 | 2755 | | 1231 | | 1524 | LT |
| 2/28/00 | 300 | MIIX GROUP INC COM | 5/3/01 | 2269 | | 3422 | | (1153) | LT |
| 9/26/00 | 195000 | FEDERAL HOME LN BANKS GLOBAL | 5/3/01 | 196901 | | 191295 | | 5606 | ST |
| 1/15/99 | 200 | APACHE CORP COM | 5/4/01 | 11624 | | 7539 | | 4085 | LT |
| 2/28/00 | 50 | BED BATH & BEYONG INC COM | 5/4/01 | 1329 | | 616 | | 713 | LT |
| 2/28/00 | 50 | TALBOTS INC COM | 5/4/01 | 2022 | | 823 | | 1199 | LT |
| 2/28/00 | 300 | MIIX GROUP INC COM | 5/4/01 | 2279 | | 3422 | | (1143) | LT |
| 7/12/00 | 500 | LOCAL FINANCIAL CORP COM | 5/4/01 | 6307 | | 4094 | | 2213 | ST |
| 12/11/00 | 300 | APACHE CORP COM | 5/4/01 | 17435 | | 18399 | | (964) | ST |
| 4/23/01 | 100 | APACHE CORP COM | 5/4/01 | 5812 | | 6248 | | (436) | ST |
| 5/3/01 | 200 | APACHE CORP COM | 5/4/01 | 11624 | | 11487 | | 137 | ST |
| 2/28/00 | 100 | TALBOTS INC COM | 5/7/01 | 4096 | | 1646 | | 2450 | LT |
| 2/28/00 | 1300 | ORTHODONTIC CTRS AMER INC COM | 5/7/01 | 38197 | | 23153 | | 15044 | LT |
| 2/28/00 | 50 | TALBOTS INC COM | 5/8/01 | 2010 | | 823 | | 1187 | LT |
| 3/1/00 | 300 | EMS TECHNOLOGIES INC COM | 5/8/01 | 4800 | | 7088 | | (2288) | LT |
| 2/28/00 | 100 | TALBOTS INC COM | 5/9/01 | 3912 | | 1646 | | 2266 | LT |
| 2/28/00 | 50 | TALBOTS INC COM | 5/10/01 | 2102 | | 823 | | 1279 | LT |
| 2/28/00 | 2600 | SUN MICROSYSTEMS INC COM | 5/10/01 | 49372 | | 119395 | | (70023) | LT |
| 7/25/00 | 600 | SUN MICROSYSTEMS INC COM | 5/10/01 | 11394 | | 31552 | | (20158) | ST |
| 1/19/00 | 800 | SUN MICROSYSTEMS INC COM | 5/10/01 | 15191 | | 38993 | | (23802) | ST |
| 4/4/01 | 500 | SUN MICROSYSTEMS INC COM | 5/10/01 | 9495 | | 7043 | | 2452 | ST |
| 3/1/00 | 100 | EMS TECHNOLOGIES INC COM | 5/15/01 | 1600 | | 2363 | | (763) | LT |
| 8/28/00 | 1013 | LB COMMERCIAL CONDUIT MTG TR CMO SEQ PYR | 5/15/01 | 1013 | | 1011 | | 2 | ST |
| 2/21/01 | 1443 | BEAR STEARNS COML MTG SECS INC CMO SEQ | 5/15/01 | 1443 | | 1479 | | (36) | ST |
| 2/21/01 | 1019 | GE CAP COMMERCIAL MTG CORP CMO SEQ | 5/15/01 | 1019 | | 1025 | | (6) | ST |
| 2/21/01 | 3182 | MORGAN STANLEY CAPITAL I INC CMO SEQ | 5/15/01 | 3182 | | 3226 | | (44) | ST |
| 4/17/01 | 3018 | GOVERNMENT NATL MTG ASSN POOL 424068 | 5/15/01 | 3018 | | 3011 | | 7 | ST |
| 4/17/01 | 60 | GOVERNMENT NATL MTG ASSN POOL | 5/15/01 | 60 | | 58 | | 2 | ST |
| 4/17/01 | 15895 | GOVERNMENT NATL MTG ASSN POOL 483940 | 5/15/01 | 15895 | | 15443 | | 452 | ST |

| Date | Acquired | Shares | Security | Date | Sold | Proceeds | Cost | Gain/ (Loss) | Length |
|---------|----------|--------|---|---------|--------|----------|---------|-----------------|---------|
| 4/17/01 | 233 | | GOVERNMENT NATL MTG ASSN POOL | 5/15/01 | 233 | 226 | 7 | ST | 7 |
| 4/17/01 | 349 | | GOVERNMENT NATL MTG ASSN POOL | 5/15/01 | 349 | 339 | 10 | ST | 10 |
| 4/17/01 | 291 | | GOVERNMENT NATL MTG ASSN POOL | 5/15/01 | 291 | 290 | 1 | ST | 1 |
| 4/17/01 | 1122 | | GOVERNMENT NATL MTG ASSN POOL 557280 | 5/15/01 | 1122 | 1120 | 2 | ST | 2 |
| 5/3/01 | 60000 | | FREDDIE MAC NOTE | 5/15/01 | 57060 | 57847 | (787) | ST | (787) |
| 7/30/98 | 200 | | COLGATE PALMOLIVE CO COM | 5/16/01 | 11435 | 9519 | 1916 | LT | 1916 |
| 2/28/00 | 1000 | | ROCKWELL INTL CORP NEW COM | 5/16/01 | 43359 | 46426 | (3067) | LT | (3067) |
| 3/1/00 | 200 | | EMS TECHNOLOGIES INC COM | 5/16/01 | 3207 | 4725 | (1518) | LT | (1518) |
| 4/13/00 | 300 | | ENRON CORP COM | 5/16/01 | 16721 | 21318 | (4597) | ST | (4597) |
| 7/25/00 | 600 | | CHECK POINT SOFTWARE TECH LTD FGN | 5/16/01 | 30299 | 46718 | (16419) | ST | (16419) |
| 8/16/00 | 300 | | LOEWS CORP COM | 5/16/01 | 21446 | 12330 | 9116 | ST | 9116 |
| 12/1/00 | 100 | | SAFWAY INC COM | 5/16/01 | 4885 | 5800 | (915) | ST | (915) |
| 12/4/00 | 300 | | SAFWAY INC COM | 5/16/01 | 14655 | 17376 | (2721) | ST | (2721) |
| 3/22/01 | 500 | | ALBERTONS INC COM | 5/16/01 | 15408 | 14229 | 1179 | ST | 1179 |
| 3/23/01 | 900 | | ALBERTONS INC COM | 5/16/01 | 27734 | 26073 | 1661 | ST | 1661 |
| 3/4/96 | 1300 | | GUIDANT CORP COM | 5/17/01 | 47983 | 15863 | 32120 | LT | 32120 |
| 12/3/96 | 400 | | HARLEY DAVIDSON INC COM | 5/17/01 | 19501 | 4319 | 15182 | LT | 15182 |
| 2/16/00 | 100 | | ENRON CORP COM | 5/17/01 | 5493 | 6975 | (1482) | LT | (1482) |
| 2/28/00 | 900 | | ORTHODONTIC CTRS AMER INC COM | 5/17/01 | 27074 | 16029 | 11045 | LT | 11045 |
| 2/28/00 | 400 | | ORTHODONTIC CTRS AMER INC COM | 5/17/01 | 11916 | 7124 | 4792 | LT | 4792 |
| 4/13/00 | 300 | | ENRON CORP COM | 5/17/01 | 16478 | 21318 | (4840) | ST | (4840) |
| 5/3/01 | 315000 | | FREDDIE MAC NOTE | 5/17/01 | 300066 | 303698 | (3632) | ST | (3632) |
| 1/21/99 | 100 | | PROVIDIAN FINANCIAL CORP | 5/18/01 | 5540 | 4275 | 1265 | ST | 1265 |
| 10/5/00 | 100 | | TAKE-TWO INTERACTIVE SOFTWARE COM | 5/18/01 | 1611 | 1300 | 311 | ST | 311 |
| 2/21/01 | 2040 | | CHASE COMMERCIAL MTG SECS CORP CMO SEQ | 5/18/01 | 2040 | 2044 | (4) | ST | (4) |
| 7/2/99 | 619 | | NATIONSLINK FUNDING CORP CMO SEQ PYR 98-2 | 5/20/01 | 619 | 602 | 17 | LT | 17 |
| 1/7/00 | 100 | | MEDTRONIC INC COM | 5/21/01 | 4496 | 3988 | 508 | LT | 508 |
| 2/28/00 | 100 | | CABLEVISION NY GROUP COM CL A | 5/21/01 | 5885 | 5577 | 308 | LT | 308 |
| 4/4/00 | 500 | | GATE CAPITAL CORP COM | 5/21/01 | 1179 | 16375 | (15196) | LT | (15196) |
| 4/4/00 | 300 | | BRISTOL MYERS SQUIBB CO COM | 5/21/01 | 16481 | 19368 | (2887) | ST | (2887) |
| 8/25/00 | 200 | | TAKE-TWO INTERACTIVE SOFTWARE COM | 5/21/01 | 3200 | 2546 | 654 | ST | 654 |
| 10/5/00 | 200 | | TAKE-TWO INTERACTIVE SOFTWARE COM | 5/21/01 | 3200 | 2601 | 599 | ST | 599 |

| Date | Acquired | Shares | Security | Date | Sold | Proceeds | Cost | Gain/ (Loss) | Length |
|---------|----------|--------|-----------------------------------|---------|-------|----------|-------|-----------------|--------|
| 12/4/00 | 200 | | SAFEWAY INC COM | 5/21/01 | 9683 | 96023 | 11584 | (1901) | ST |
| 4/23/01 | 200 | | COCA COLA ENTERPRISES INC COM | 5/21/01 | 73630 | 96023 | 96023 | (22393) | ST |
| 2/28/00 | 150 | | CABLEVISION NY GROUP COM CL A | 5/22/01 | 8768 | 3648 | 3648 | (142) | ST |
| 2/28/00 | 150 | | TALBOTS INC COM | 5/22/01 | 6376 | 8365 | 8365 | 403 | LT |
| 4/4/00 | 200 | | IGATE CAPITAL CORP COM | 5/22/01 | 470 | 2469 | 6550 | (3040) | LT |
| 4/17/00 | 100 | | IGATE CAPITAL CORP COM | 5/22/01 | 235 | 3275 | 3275 | (3040) | LT |
| 8/25/00 | 500 | | TAKE-TWO INTERACTIVE SOFTWARE COM | 5/22/01 | 8346 | 6365 | 6365 | 1981 | ST |
| 8/25/00 | 200 | | TAKE-TWO INTERACTIVE SOFTWARE COM | 5/22/01 | 3250 | 2546 | 2546 | 704 | ST |
| 3/14/96 | 400 | | AMERICAN INTL GROUP INC COM | 5/23/01 | 4174 | 1467 | 4152 | 2707 | LT |
| 4/3/00 | 300 | | MERCK & CO INC COM | 5/23/01 | 20870 | 19942 | 19942 | 928 | LT |
| 1/7/00 | 500 | | MEDTRONIC INC COM | 5/23/01 | 20870 | 19942 | 19942 | 928 | LT |
| 4/17/00 | 100 | | IGATE CAPITAL CORP COM | 5/23/01 | 227 | 3275 | 3275 | (3048) | LT |
| 8/24/00 | 100 | | TAKE-TWO INTERACTIVE SOFTWARE COM | 5/23/01 | 1717 | 1263 | 1263 | 454 | ST |
| 8/25/00 | 200 | | TAKE-TWO INTERACTIVE SOFTWARE COM | 5/23/01 | 3261 | 2546 | 2546 | 715 | ST |
| 8/25/00 | 400 | | TAKE-TWO INTERACTIVE SOFTWARE COM | 5/23/01 | 6868 | 5092 | 5092 | 1776 | ST |
| 2/6/01 | 300 | | FORD MOTOR CO COM | 5/23/01 | 7521 | 8658 | 8658 | (1137) | ST |
| 3/8/01 | 1400 | | FORD MOTOR CO COM | 5/23/01 | 35097 | 42103 | 42103 | (7006) | ST |
| 4/23/01 | 100 | | FORD MOTOR CO COM | 5/23/01 | 2507 | 3016 | 3016 | (509) | ST |
| 4/17/00 | 200 | | IGATE CAPITAL CORP COM | 5/24/01 | 437 | 6550 | 6550 | (6113) | LT |
| 8/24/00 | 100 | | TAKE-TWO INTERACTIVE SOFTWARE COM | 5/24/01 | 1801 | 1263 | 1263 | 538 | ST |
| 9/28/00 | 2400 | | KEYCORP NEW COM | 5/24/01 | 58261 | 64292 | 64292 | (6031) | ST |
| 9/29/00 | 2200 | | CLAIRE'S STORES INC COM | 5/24/01 | 38603 | 39613 | 39613 | (1010) | ST |
| 10/2/00 | 200 | | CLAIRE'S STORES INC COM | 5/24/01 | 3678 | 3596 | 3596 | 82 | ST |
| 10/2/00 | 1000 | | CLAIRE'S STORES INC COM | 5/24/01 | 18392 | 17834 | 17834 | 558 | ST |
| 10/4/00 | 600 | | CLAIRE'S STORES INC COM | 5/24/01 | 10528 | 10806 | 10806 | (278) | ST |
| 2/26/01 | 400 | | CLAIRE'S STORES INC COM | 5/24/01 | 7019 | 7202 | 7202 | (183) | ST |
| 2/27/01 | 100 | | CLAIRE'S STORES INC COM | 5/24/01 | 1755 | 1816 | 1816 | (61) | ST |
| 3/27/01 | 200 | | FLOWERS FOODS INC COM | 5/24/01 | 6638 | 4172 | 4172 | 2466 | ST |
| 3/27/01 | 700 | | FLOWERS FOODS INC COM | 5/24/01 | 23232 | 14558 | 14558 | 8674 | ST |
| 3/28/01 | 700 | | FLOWERS FOODS INC COM | 5/24/01 | 23232 | 14638 | 14638 | 8594 | ST |

| Date | Acquired | Shares | Security | Date | Sold | Proceeds | Cost | Gain/ (Loss) | Length |
|----------|-------------------------------------|--------|----------|---------|--------|----------|---------|-----------------|---------|
| 4/4/01 | 2000 SUN MICROSYSTEMS INC COM | | | 5/24/01 | 43279 | 28171 | 15108 | ST | 15108 |
| 4/14/00 | 700 IGATE CAPITAL CORP COM | | | 5/25/01 | 1370 | 22750 | (21380) | LT | (21380) |
| 4/17/00 | 300 IGATE CAPITAL CORP COM | | | 5/25/01 | 587 | 9825 | (9238) | LT | (9238) |
| 9/28/00 | 1500 KEYCORP NEW COM | | | 5/25/01 | 35508 | 40183 | (4675) | ST | (4675) |
| 10/2/00 | 200 CLAIRE'S STORES INC COM | | | 5/25/01 | 3756 | 3567 | 189 | ST | 189 |
| 10/3/00 | 600 CLAIRE'S STORES INC COM | | | 5/25/01 | 11269 | 10636 | 633 | ST | 633 |
| 10/3/00 | 600 CLAIRE'S STORES INC COM | | | 5/25/01 | 11363 | 10636 | 727 | ST | 727 |
| 10/3/00 | 800 CLAIRE'S STORES INC COM | | | 5/25/01 | 15151 | 14123 | 1028 | ST | 1028 |
| 2/23/01 | 300 CLAIRE'S STORES INC COM | | | 5/25/01 | 5682 | 5207 | 475 | ST | 475 |
| 9/29/00 | 600 IGATE CAPITAL CORP COM | | | 5/29/01 | 1179 | 3374 | (2195) | ST | (2195) |
| 10/5/00 | 600 CLAIRE'S STORES INC COM | | | 5/29/01 | 11238 | 10311 | 927 | ST | 927 |
| 2/23/01 | 300 CLAIRE'S STORES INC COM | | | 5/29/01 | 5619 | 5207 | 412 | ST | 412 |
| 5/17/01 | 5000 FANNIE MAE NOTE | | | 5/29/01 | 52809 | 52908 | (99) | ST | (99) |
| 11/16/99 | 200 SUN MICROSYSTEMS INC COM | | | 5/30/01 | 3272 | 6088 | (2816) | LT | (2816) |
| 9/29/00 | 200 IGATE CAPITAL CORP COM | | | 5/30/01 | 394 | 1125 | (731) | ST | (731) |
| 10/5/00 | 400 CLAIRE'S STORES INC COM | | | 5/30/01 | 7310 | 6734 | 576 | ST | 576 |
| 12/11/00 | 300 SUN MICROSYSTEMS INC COM | | | 5/30/01 | 4908 | 10688 | (5780) | ST | (5780) |
| 6/2/01 | 600 SUN MICROSYSTEMS INC COM | | | 5/30/01 | 9816 | 26359 | (16543) | ST | (16543) |
| 2/28/00 | 400 GANNETT INC COM | | | 5/31/01 | 26251 | 24662 | 1589 | LT | 1589 |
| 9/26/00 | 650000 FEDERAL HOME LN BANKS GLOBAL | | | 5/31/01 | 656461 | 637650 | 18811 | ST | 18811 |
| 9/29/00 | 200 IGATE CAPITAL CORP COM | | | 5/31/01 | 402 | 1125 | (723) | ST | (723) |
| 10/6/00 | 345000 FREDDIE MAC CMO PAC 2095 PB | | | 5/31/01 | 348302 | 337884 | 10418 | ST | 10418 |
| 11/2/00 | 750 CARDINAL HEALTH INC COM | | | 5/31/01 | 53616 | 47091 | 6525 | ST | 6525 |
| 3/22/01 | 1400 ALBERTONS INC COM | | | 5/31/01 | 40207 | 39841 | 366 | ST | 366 |
| 3/23/01 | 400 ALBERTONS INC COM | | | 5/31/01 | 11488 | 11312 | 176 | ST | 176 |
| 8/3/00 | 300 GLOBESPAN INC COM | | | 6/1/01 | 4046 | 29029 | (24983) | ST | (24983) |
| 8/14/00 | 100 NEWFOCUS INC COM | | | 6/1/01 | 988 | 11750 | (10762) | ST | (10762) |
| 9/29/00 | 400 IGATE CAPITAL CORP COM | | | 6/1/01 | 751 | 2249 | (1498) | ST | (1498) |
| 12/6/00 | 50 GLOBESPAN INC COM | | | 6/1/01 | 674 | 2435 | (1761) | ST | (1761) |
| 8/15/00 | 100 NEWFOCUS INC COM | | | 6/4/01 | 972 | 11619 | (10647) | ST | (10647) |
| 9/29/00 | 300 IGATE CAPITAL CORP COM | | | 6/4/01 | 570 | 1687 | (1117) | ST | (1117) |
| 12/6/00 | 100 GLOBESPAN INC COM | | | 6/4/01 | 1360 | 4870 | (3510) | ST | (3510) |

| Date | Acquired | Shares | Security | Date | Sold | Proceeds | Cost | Gain/ (Loss) | Length |
|----------|----------|-------------------------------|----------|-------|-------|----------|------|-----------------|--------|
| 1/11/29 | 1500 | CORNING INC COM | 6/5/01 | 29976 | 42960 | (12984) | LT | (12984) | |
| 8/15/00 | 100 | NEWFOCUS INC COM | 6/5/01 | 940 | 11619 | (10679) | ST | (10679) | |
| 9/22/00 | 900 | IGATE CAPITAL CORP COM | 6/5/01 | 1712 | 4919 | (3207) | ST | (3207) | |
| 9/29/00 | 400 | IGATE CAPITAL CORP COM | 6/5/01 | 761 | 2249 | (1488) | ST | (1488) | |
| 12/6/00 | 150 | GLOBESPAN INC COM | 6/5/01 | 1998 | 7305 | (5307) | ST | (5307) | |
| 12/11/00 | 300 | CORNING INC COM | 6/5/01 | 5995 | 23486 | (17491) | ST | (17491) | |
| 12/29/00 | 200 | NEWFOCUS INC COM | 6/5/01 | 1880 | 6937 | (5057) | ST | (5057) | |
| 4/20/01 | 1300 | CORNING INC COM | 6/5/01 | 25979 | 33863 | (7884) | ST | (7884) | |
| 4/23/01 | 100 | CORNING INC COM | 6/5/01 | 1998 | 2472 | (474) | ST | (474) | |
| 4/27/01 | 2700 | CORNING INC COM | 6/5/01 | 53957 | 56550 | (2593) | ST | (2593) | |
| 5/17/01 | 50000 | FANNIE MAE NOTE | 6/5/01 | 53180 | 52908 | 272 | ST | 272 | |
| 5/31/01 | 55000 | FREDDIE MAC NOTE | 6/5/01 | 53071 | 52759 | 312 | ST | 312 | |
| 2/28/00 | 250 | MINIMED INC COM | 6/6/01 | 11675 | 11125 | 550 | LT | 550 | |
| 9/22/00 | 300 | IGATE CAPITAL CORP COM | 6/6/01 | 601 | 1640 | (1039) | ST | (1039) | |
| 9/25/00 | 1800 | IGATE CAPITAL CORP COM | 6/6/01 | 3605 | 9763 | (6158) | ST | (6158) | |
| 9/28/00 | 500 | IGATE CAPITAL CORP COM | 6/6/01 | 1001 | 2720 | (1719) | ST | (1719) | |
| 10/2/00 | 100 | IGATE CAPITAL CORP COM | 6/6/01 | 200 | 539 | (339) | ST | (339) | |
| 12/29/00 | 100 | GLOBESPAN INC COM | 6/6/01 | 1362 | 2928 | (1566) | ST | (1566) | |
| 3/4/96 | 300 | BED BATH & BEYOND INC COM | 6/7/01 | 8993 | 1692 | 7301 | LT | 7301 | |
| 11/5/99 | 300 | APACHE CORP COM | 6/7/01 | 16411 | 11309 | 5102 | LT | 5102 | |
| 12/21/99 | 400 | AES CORP COM | 6/7/01 | 16110 | 13708 | 2402 | LT | 2402 | |
| 12/27/99 | 1500 | APACHE CORP COM | 6/7/01 | 82053 | 54105 | 27948 | LT | 27948 | |
| 2/28/00 | 250 | MINIMED INC COM | 6/7/01 | 11687 | 11125 | 562 | LT | 562 | |
| 2/28/00 | 1000 | PHILIP MORRIS COS INC COM | 6/7/01 | 48132 | 20024 | 28108 | LT | 28108 | |
| 8/16/00 | 300 | CARDINAL HEALTH INC COM | 6/7/01 | 21732 | 14958 | 6774 | ST | 6774 | |
| 9/21/00 | 300 | IGATE CAPITAL CORP COM | 6/7/01 | 674 | 1591 | (917) | ST | (917) | |
| 10/2/00 | 1700 | IGATE CAPITAL CORP COM | 6/7/01 | 3819 | 9169 | (5350) | ST | (5350) | |
| 12/6/00 | 100 | STATEN ISLAND BANCORP INC COM | 6/7/01 | 2770 | 1994 | 776 | ST | 776 | |
| 12/29/00 | 250 | GLOBESPAN INC COM | 6/7/01 | 3428 | 7320 | (3892) | ST | (3892) | |
| 1/25/01 | 1900 | FORD MOTOR CO COM | 6/7/01 | 45443 | 52820 | (7377) | ST | (7377) | |
| 4/26/01 | 700 | NOVELLUS SYS INC COM | 6/7/01 | 38366 | 36988 | 1378 | ST | 1378 | |
| 9/21/00 | 500 | IGATE CAPITAL CORP COM | 6/8/01 | 1179 | 2652 | (1473) | ST | (1473) | |

Tax I.D. #34-1595929
 Capital Gains (Losses) 2001

| Date | Acquired | Shares | Security | Date | Sold | Proceeds | Cost | Gain/ (Loss) | Length |
|---------|----------|--------|-------------------------------|---------|--------|----------|--------|-----------------|--------|
| 9/27/00 | 400 | | IGATE CAPITAL CORP COM | 6/8/01 | 943 | 2044 | 2044 | (1101) | ST |
| 12/5/00 | 100 | | STATEN ISLAND BANCORP INC COM | 6/8/01 | 2757 | 1951 | 1951 | 806 | ST |
| 12/6/00 | 300 | | STATEN ISLAND BANCORP INC COM | 6/8/01 | 8272 | 5981 | 5981 | 2291 | ST |
| 2/28/00 | 100 | | MINIMED INC COM | 6/11/01 | 4660 | 4450 | 4450 | 210 | LT |
| 9/27/00 | 500 | | IGATE CAPITAL CORP COM | 6/11/01 | 1168 | 2555 | 2555 | (1387) | ST |
| 10/3/00 | 500 | | IGATE CAPITAL CORP COM | 6/11/01 | 1168 | 2541 | 2541 | (1373) | ST |
| 12/4/00 | 100 | | STATEN ISLAND BANCORP INC COM | 6/11/01 | 2775 | 1919 | 1919 | 856 | ST |
| 12/5/00 | 100 | | STATEN ISLAND BANCORP INC COM | 6/11/01 | 2775 | 1951 | 1951 | 824 | ST |
| 5/31/01 | 300000 | | FREDDIE MAC NOTE | 6/11/01 | 626 | 1464 | 1464 | (838) | ST |
| 9/7/99 | 250 | | MOTOROLA INC COM | 6/12/01 | 3390 | 8264 | 8264 | (4874) | LT |
| 1/10/00 | 100 | | TELLABS INC | 6/12/01 | 2722 | 7190 | 7190 | (4468) | LT |
| 1/11/00 | 600 | | TELLABS INC | 6/12/01 | 16332 | 43835 | 43835 | (27503) | LT |
| 2/14/00 | 100 | | MOTOROLA INC COM | 6/12/01 | 1356 | 5069 | 5069 | (3713) | LT |
| 2/28/00 | 50 | | MINIMED INC COM | 6/12/01 | 2332 | 2225 | 2225 | 107 | LT |
| 2/28/00 | 300 | | STATEN ISLAND BANCORP INC COM | 6/12/01 | 8262 | 4856 | 4856 | 3406 | LT |
| 3/14/00 | 800 | | NOKIA CORP SPONS ADR | 6/12/01 | 18188 | 43200 | 43200 | (25012) | LT |
| 3/17/00 | 750 | | MOTOROLA INC COM | 6/12/01 | 10170 | 37578 | 37578 | (27408) | ST |
| 7/10/00 | 50 | | AFFYMETRIX INC COM | 6/12/01 | 1337 | 4613 | 4613 | (3276) | ST |
| 7/12/00 | 100 | | AFFYMETRIX INC COM | 6/12/01 | 2673 | 9750 | 9750 | (7077) | ST |
| 10/3/00 | 300 | | IGATE CAPITAL CORP COM | 6/12/01 | 682 | 1524 | 1524 | (842) | ST |
| 12/4/00 | 100 | | STATEN ISLAND BANCORP INC COM | 6/12/01 | 2754 | 1919 | 1919 | 835 | ST |
| 5/18/99 | 90000 | | PROCTOR & GAMBLE CO NOTE | 6/13/01 | 91197 | 87352 | 87352 | 3845 | LT |
| 9/8/99 | 600 | | CORNING INC COM | 6/13/01 | 10884 | 14205 | 14205 | (3321) | LT |
| 12/9/99 | 260000 | | UTILICORP UTD INC NOTE | 6/13/01 | 273081 | 263804 | 263804 | 9277 | LT |
| 2/28/00 | 50 | | MINIMED INC COM | 6/13/01 | 2333 | 2225 | 2225 | 108 | LT |
| 2/28/00 | 100 | | STATEN ISLAND BANCORP INC COM | 6/13/01 | 2786 | 1619 | 1619 | 1167 | LT |
| 3/10/00 | 250000 | | DAYTON HUDSON CORP | 6/13/01 | 256673 | 244038 | 244038 | 12635 | LT |
| 6/26/00 | 200 | | AFFYMETRIX INC COM | 6/13/01 | 5271 | 16939 | 16939 | (11668) | ST |
| 7/10/00 | 50 | | AFFYMETRIX INC COM | 6/13/01 | 1318 | 4613 | 4613 | (3295) | ST |
| 10/3/00 | 900 | | IGATE CAPITAL CORP COM | 6/13/01 | 2054 | 4573 | 4573 | (2519) | ST |
| 4/20/01 | 400 | | CORNING INC COM | 6/13/01 | 7256 | 10664 | 10664 | (3408) | ST |

| Date | Acquired | Shares | Security |
|----------|----------|-----------------------------------|----------|
| 5/17/01 | 195000 | FANNIE MAE NOTE | |
| 5/31/01 | 370000 | FREDDIE MAC NOTE | |
| 7/18/01 | 115000 | WAL MART STORES INC 6 5% 06/01/03 | |
| 12/31/97 | 700 | E M C CORP MASS COM | |
| 10/16/98 | 500 | INTEL CORP COM | |
| 1/21/99 | 300 | PROVIDIAN FINANCIAL CORP | |
| 6/14/99 | 150 | MOTOROLA INC COM | |
| 6/29/99 | 600 | MOTOROLA INC COM | |
| 9/7/99 | 350 | MOTOROLA INC COM | |
| 9/8/99 | 800 | CORNING INC COM | |
| 9/8/99 | 500 | TEXAS INSTRS INC COM | |
| 1/10/00 | 400 | TELLABS INC | |
| 1/12/00 | 100 | TELLABS INC | |
| 2/28/00 | 50 | MINIMED INC COM | |
| 2/28/00 | 50 | MINIMED INC COM | |
| 2/28/00 | 300 | ROCKWELL INTL CORP NEW COM | |
| 2/28/00 | 100 | STATEN ISLAND BANCORP INC COM | |
| 3/6/00 | 400 | ANALOG DEVICES INC COM | |
| 3/14/00 | 600 | CISCO SYS INC COM | |
| 6/26/00 | 200 | AFFYMETRIX INC COM | |
| 8/16/00 | 600 | CARDINAL HEALTH INC COM | |
| 10/3/00 | 400 | IGATE CAPITAL CORP COM | |
| 1/18/01 | 800 | ROCKWELL INTL CORP NEW COM | |
| 3/23/01 | 400 | CISCO SYS INC COM | |
| 3/23/01 | 1400 | ORACLE CORP COM | |
| 4/18/01 | 1300 | SUN MICROSYSTEMS INC COM | |
| 5/4/01 | 100 | E M C CORP MASS COM | |
| 3/1/99 | 2400 | JDS UNIPHASE CORP COM | |
| 2/28/00 | 50 | MINIMED INC COM | |
| 2/28/00 | 50 | TALBOTS INC COM | |
| 2/28/00 | 100 | STATEN ISLAND BANCORP INC COM | |
| 3/21/00 | 300 | PG&E CORP COM | |

| Date | Sold | Proceeds | Cost | Gain/ (Loss) | Length |
|---------|--------|----------|---------|-----------------|---------|
| 6/13/01 | 207678 | 206342 | 1336 | ST | 1336 |
| 6/13/01 | 357180 | 354925 | 2255 | ST | 2255 |
| 6/13/01 | 119083 | 113490 | 5593 | ST | 5593 |
| 6/14/01 | 19837 | 4743 | 15094 | LT | 15094 |
| 6/14/01 | 13992 | 10632 | 3360 | LT | 3360 |
| 6/14/01 | 15458 | 12825 | 2633 | LT | 2633 |
| 6/14/01 | 2109 | 4303 | (2194) | LT | (2194) |
| 6/14/01 | 8436 | 18667 | (10231) | LT | (10231) |
| 6/14/01 | 4921 | 11569 | (6648) | LT | (6648) |
| 6/14/01 | 12976 | 18940 | (5964) | LT | (5964) |
| 6/14/01 | 16164 | 22811 | (6647) | LT | (6647) |
| 6/14/01 | 10157 | 28759 | (18602) | LT | (18602) |
| 6/14/01 | 2539 | 7009 | (4470) | LT | (4470) |
| 6/14/01 | 2331 | 2225 | 106 | LT | 106 |
| 6/14/01 | 2332 | 2225 | 107 | LT | 107 |
| 6/14/01 | 11491 | 13928 | (2437) | LT | (2437) |
| 6/14/01 | 2763 | 1619 | 1144 | LT | 1144 |
| 6/14/01 | 16368 | 35987 | (19619) | LT | (19619) |
| 6/14/01 | 10914 | 41144 | (30230) | ST | (30230) |
| 6/14/01 | 4835 | 16939 | (12104) | ST | (12104) |
| 6/14/01 | 44902 | 29916 | 14986 | ST | 14986 |
| 6/14/01 | 874 | 2032 | (1158) | ST | (1158) |
| 6/14/01 | 30642 | 36470 | (5828) | ST | (5828) |
| 6/14/01 | 7276 | 7686 | (410) | ST | (410) |
| 6/14/01 | 20943 | 22352 | (1409) | ST | (1409) |
| 6/14/01 | 20870 | 24499 | (3629) | ST | (3629) |
| 6/14/01 | 2834 | 4020 | (1186) | ST | (1186) |
| 6/15/01 | 27511 | 30126 | (2615) | LT | (2615) |
| 6/15/01 | 2330 | 2225 | 105 | LT | 105 |
| 6/15/01 | 1860 | 823 | 1037 | LT | 1037 |
| 6/15/01 | 2760 | 1619 | 1141 | LT | 1141 |
| 6/15/01 | 3472 | 6367 | (2895) | LT | (2895) |

| Date | Acquired | Shares | Security | Date | Sold | Proceeds | Cost | Gain/ (Loss) | Length |
|----------|---|--------|----------|---------|-------|----------|-------|-----------------|--------|
| 8/28/00 | 771 LB COMMERCIAL CONDUIT MTG TR CMO SEQ PYR | | | 6/15/01 | 771 | 769 | 769 | 2 | ST |
| 9/26/00 | 1000 IGATE CAPITAL CORP COM | | | 6/15/01 | 2127 | 5080 | 2032 | (1181) | ST |
| 10/30/00 | 400 IGATE CAPITAL CORP COM | | | 6/15/01 | 851 | 14900 | 14900 | (12607) | ST |
| 12/11/00 | 200 JDS UNIPHASE CORP COM | | | 6/15/01 | 2293 | 40759 | 1319 | (31589) | ST |
| 1/4/01 | 800 JDS UNIPHASE CORP COM | | | 6/15/01 | 9170 | 1287 | 1319 | (32) | ST |
| 2/21/01 | 1287 BEAR STEARNS COML MTG SECS INC CMO SEQ | | | 6/15/01 | 1287 | 724 | 2935 | (40) | ST |
| 2/21/01 | 719 GE CAP COMMERCIAL MTG CORP CMO SEQ PYR | | | 6/15/01 | 719 | 5551 | 2285 | (726) | ST |
| 2/21/01 | 2895 MORGAN STANLEY CAPITAL I INC CMO SEQ PYR | | | 6/15/01 | 2895 | 4825 | 2290 | 5 | ST |
| 4/17/01 | 2290 GOVERNMENT NATL MTG ASSN POOL | | | 6/15/01 | 67 | 66 | 66 | 1 | ST |
| 4/17/01 | 67 GOVERNMENT NATL MTG ASSN POOL | | | 6/15/01 | 739 | 718 | 718 | 21 | ST |
| 4/17/01 | 739 GOVERNMENT NATL MTG ASSN POOL | | | 6/15/01 | 242 | 236 | 236 | 6 | ST |
| 4/17/01 | 242 GOVERNMENT NATL MTG ASSN POOL | | | 6/15/01 | 386 | 375 | 375 | 11 | ST |
| 4/17/01 | 386 GOVERNMENT NATL MTG ASSN POOL | | | 6/15/01 | 286 | 285 | 285 | 1 | ST |
| 4/17/01 | 286 GOVERNMENT NATL MTG ASSN POOL | | | 6/15/01 | 1132 | 1129 | 1129 | 3 | ST |
| 4/23/01 | 100 JDS UNIPHASE CORP COM | | | 6/15/01 | 1146 | 2505 | 1359 | (1359) | ST |
| 4/26/01 | 3600 JDS UNIPHASE CORP COM | | | 6/15/01 | 41267 | 68652 | 27385 | (27385) | ST |
| 11/14/01 | 700 CVS CORP COM | | | 6/15/01 | 33778 | 39414 | 24109 | (5636) | LT |
| 4/14/98 | 1200 ENRON CORP COM | | | 6/18/01 | 54193 | 30084 | 24109 | 4069 | LT |
| 12/8/98 | 200 PROVIDIAN FINANCIAL CORP | | | 6/18/01 | 10306 | 6237 | 4069 | 13236 | LT |
| 9/8/99 | 1300 CORNING INC COM | | | 6/18/01 | 17541 | 30777 | 130 | 103 | LT |
| 2/28/00 | 50 MINIMED INC COM | | | 6/18/01 | 2328 | 2225 | 103 | 1130 | LT |
| 2/28/00 | 100 STATEN ISLAND BANCORP INC COM | | | 6/18/01 | 2749 | 1619 | 1130 | 1913 | LT |
| 3/21/00 | 200 PG&E CORP COM | | | 6/18/01 | 2332 | 4245 | 1913 | 292 | ST |
| 9/26/00 | 100 IGATE CAPITAL CORP COM | | | 6/18/01 | 216 | 508 | 292 | (1111) | ST |
| 10/4/00 | 400 IGATE CAPITAL CORP COM | | | 6/18/01 | 864 | 1975 | 1111 | (826) | ST |
| 10/5/00 | 300 IGATE CAPITAL CORP COM | | | 6/18/01 | 648 | 1474 | 826 | (4) | ST |
| 2/21/01 | 1780 CHASE COMMERCIAL MTG SECS CORP CMO SEQ PYR | | | 6/18/01 | 1780 | 1784 | 4 | (18558) | LT |
| 6/14/99 | 1200 MOTOROLA INC COM | | | 6/19/01 | 15866 | 34424 | 18558 | 4883 | LT |
| 1/12/00 | 100 TELLABS INC | | | 6/19/01 | 2126 | 7009 | 4883 | (25692) | LT |
| 2/8/00 | 600 TELLABS INC | | | 6/19/01 | 12757 | 38449 | 25692 | | LT |

| Date | Acquired | Shares | Security | Date | Sold | Proceeds | Cost | Gain/ (Loss) | Length |
|---------|----------|--|----------|-------|--------|----------|----------|-----------------|--------|
| 2/28/00 | 300 | PG&E CORP COM | 6/19/01 | 3519 | 6078 | 1619 | 1138 | (2559) | LT |
| 2/28/00 | 100 | STATEN ISLAND BANCORP INC COM | 6/19/01 | 2757 | 1619 | 1138 | 1138 | 0 | LT |
| 3/14/00 | 400 | NOKIA CORP SPONS ADR | 6/19/01 | 9136 | 21600 | 12464 | (4563) | (12464) | LT |
| 3/17/00 | 200 | GOLDMAN SACHS GROUP INC COM | 6/19/01 | 17749 | 22312 | 4563 | (4563) | 0 | LT |
| 3/17/00 | 100 | NOKIA CORP SPONS ADR | 6/19/01 | 2284 | 4997 | 2713 | (2713) | 0 | LT |
| 3/17/00 | 200 | TELLABS INC | 6/19/01 | 4252 | 12950 | 8698 | (8698) | 0 | LT |
| 3/21/00 | 600 | PG&E CORP COM | 6/19/01 | 7008 | 12734 | 5726 | (5726) | 0 | LT |
| 3/21/00 | 2500 | PG&E CORP COM | 6/19/01 | 29329 | 53060 | 23731 | (23731) | 0 | LT |
| 10/5/00 | 500 | IGATE CAPITAL CORP COM | 6/19/01 | 1118 | 2456 | 1338 | (1338) | 0 | ST |
| 10/6/00 | 100 | IGATE CAPITAL CORP COM | 6/19/01 | 224 | 486 | 262 | (262) | 0 | ST |
| 6/13/01 | 65000 | UTILICORP CANADA FINANCE CORP | 6/19/01 | 65296 | 64943 | 353 | 353 | 0 | ST |
| 6/11/99 | 1200 | MOTOROLA INC COM | 6/20/01 | 15506 | 33851 | 18345 | (18345) | 0 | LT |
| 6/14/99 | 150 | MOTOROLA INC COM | 6/20/01 | 1938 | 4303 | 2365 | (2365) | 0 | LT |
| 7/2/99 | 554 | NATIONSLINK FUNDING CORP CMO SEQ PYR 98-2 A1 | 6/20/01 | 554 | 539 | 15 | 15 | 0 | LT |
| 2/4/00 | 600 | TELLABS INC | 6/20/01 | 9901 | 37327 | 27426 | (27426) | 0 | LT |
| 2/8/00 | 100 | TELLABS INC | 6/20/01 | 1650 | 6408 | 4758 | (4758) | 0 | LT |
| 2/22/00 | 100 | TELLABS INC | 6/20/01 | 1650 | 577 | 3927 | (3927) | 0 | LT |
| 2/28/00 | 50 | MINIMED INC COM | 6/20/01 | 2348 | 2225 | 123 | 123 | 0 | LT |
| 2/28/00 | 300 | STATEN ISLAND BANCORP INC COM | 6/20/01 | 8319 | 4856 | 3463 | 3463 | 0 | LT |
| 3/3/00 | 200 | GOLDMAN SACHS GROUP INC COM | 6/20/01 | 17314 | 19849 | 2535 | (2535) | 0 | ST |
| 8/1/00 | 200 | GOLDMAN SACHS GROUP INC COM | 6/20/01 | 17314 | 19950 | 2636 | (2636) | 0 | ST |
| 10/6/00 | 900 | IGATE CAPITAL CORP COM | 6/20/01 | 2092 | 4374 | 2282 | (2282) | 0 | ST |
| 1/4/01 | 400 | AIR PRODS & CHEMS INC COM | 6/20/01 | 19355 | 16304 | 3051 | 3051 | 0 | ST |
| 4/19/01 | 500 | TELLABS INC | 6/20/01 | 8251 | 17061 | 8810 | (8810) | 0 | ST |
| 5/3/01 | 300 | ADVANCED MICRO DEVICES INC COM | 6/20/01 | 7294 | 9653 | 2359 | (2359) | 0 | ST |
| 5/16/01 | 800 | ELECTRONIC ARTS INC COM | 6/20/01 | 46749 | 47481 | 732 | (732) | 0 | ST |
| 5/22/01 | 400 | ADVANCED MICRO DEVICES INC COM | 6/20/01 | 9725 | 13678 | 3953 | (3953) | 0 | LT |
| 2/28/00 | 2300 | EXODUS COMMUNICATIONS INC COM | 6/21/01 | 3136 | 155106 | 151970 | (151970) | 0 | LT |
| 2/28/00 | 50 | TALBOTS INC COM | 6/21/01 | 2006 | 823 | 1183 | 1183 | 0 | LT |
| 2/28/00 | 500 | DENTSPLY INTL INC COM | 6/21/01 | 22947 | 12414 | 10533 | 10533 | 0 | LT |
| 2/28/00 | 700 | STATEN ISLAND BANCORP INC COM | 6/21/01 | 19513 | 11330 | 8183 | 8183 | 0 | LT |
| 10/6/00 | 300 | IGATE CAPITAL CORP COM | 6/21/01 | 705 | 1458 | 753 | (753) | 0 | ST |

| Date | Acquired | Shares | Security | Date | Sold | Proceeds | Cost | Gain/ (Loss) | Length |
|----------|----------|-----------------------------------|----------|-------|-------|----------|---------|-----------------|---------|
| 10/9/00 | 500 | IGATE CAPITAL CORP COM | 6/21/01 | 1175 | 1149 | 2406 | (1231) | ST | (1231) |
| 11/17/00 | 200 | TRANSMETA CORP COM | 6/21/01 | 862 | 7315 | 9824 | (8675) | ST | (8675) |
| 11/17/00 | 150 | TRANSMETA CORP COM | 6/21/01 | 1391 | 9359 | 7315 | (6453) | ST | (6453) |
| 12/29/00 | 400 | CORVIS CORP COM | 6/21/01 | 174 | 1043 | 9359 | (7968) | ST | (7968) |
| 1/2/01 | 50 | CORVIS CORP COM | 6/21/01 | 2585 | 5231 | 1043 | (869) | ST | (869) |
| 10/10/01 | 1100 | IGATE CAPITAL CORP COM | 6/21/01 | 67930 | 7259 | 5231 | (2646) | ST | (2646) |
| 6/21/89 | 1800 | SCHERING PLOUGH CORP COM | 6/22/01 | 20522 | 15116 | 7259 | 60671 | LT | 60671 |
| 6/24/97 | 300 | MERCK & CO INC COM | 6/22/01 | 21316 | 5420 | 15116 | 5406 | LT | 5406 |
| 12/31/97 | 800 | E M C CORP MASS COM | 6/22/01 | 27362 | 26429 | 5420 | 15896 | LT | 15896 |
| 4/3/00 | 400 | MERCK & CO INC COM | 6/22/01 | 26989 | 32280 | 26429 | 933 | LT | 933 |
| 4/4/00 | 500 | BRISTOL MYERS SQUIBB CO COM | 6/22/01 | 26989 | 32280 | 26429 | 933 | LT | 933 |
| 8/24/00 | 300 | TAKE-TWO INTERACTIVE SOFTWARE COM | 6/22/01 | 5337 | 3790 | 32280 | (5291) | ST | (5291) |
| 9/28/00 | 600 | BRISTOL MYERS SQUIBB CO COM | 6/22/01 | 32387 | 35216 | 3790 | 1547 | ST | 1547 |
| 11/17/00 | 350 | TRANSMETA CORP COM | 6/22/01 | 1967 | 17067 | 35216 | (2829) | ST | (2829) |
| 12/29/00 | 50 | TRANSMETA CORP COM | 6/22/01 | 281 | 1224 | 17067 | (15100) | ST | (15100) |
| 1/2/01 | 150 | CORVIS CORP COM | 6/22/01 | 550 | 3129 | 1224 | (943) | ST | (943) |
| 8/24/00 | 1200 | TAKE-TWO INTERACTIVE SOFTWARE COM | 6/25/01 | 22313 | 15161 | 3129 | (2579) | ST | (2579) |
| 12/29/00 | 200 | TRANSMETA CORP COM | 6/25/01 | 1242 | 4895 | 15161 | 7152 | ST | 7152 |
| 1/2/01 | 50 | CORVIS CORP COM | 6/25/01 | 183 | 1043 | 4895 | (3653) | ST | (3653) |
| 2/16/01 | 100 | EL PASO CORPORATION COM | 6/25/01 | 5056 | 7081 | 1043 | (860) | ST | (860) |
| 3/14/01 | 100 | EL PASO CORPORATION COM | 6/25/01 | 5056 | 7081 | 7081 | (2025) | ST | (2025) |
| 4/27/01 | 1367 | FANNIE MAE POOL 572958 | 6/25/01 | 1367 | 1321 | 7151 | (2095) | ST | (2095) |
| 4/27/01 | 186 | FANNIE MAE POOL 577964 | 6/25/01 | 186 | 180 | 1321 | 46 | ST | 46 |
| 4/27/01 | 1306 | FANNIE MAE POOL 583133 | 6/25/01 | 1306 | 1261 | 180 | 6 | ST | 6 |
| 1/18/99 | 1000 | NORTHERN TR CORP COM | 6/26/01 | 64045 | 50124 | 1261 | 45 | ST | 45 |
| 2/28/00 | 600 | STATEN ISLAND BANCORP INC COM | 6/26/01 | 16725 | 9711 | 50124 | 13921 | LT | 13921 |
| 10/6/00 | 200 | TAKE-TWO INTERACTIVE SOFTWARE COM | 6/26/01 | 3778 | 2519 | 9711 | 7014 | LT | 7014 |
| 10/6/00 | 200 | TAKE-TWO INTERACTIVE SOFTWARE COM | 6/26/01 | 3816 | 2519 | 2519 | 1259 | ST | 1259 |
| 1/2/01 | 50 | CORVIS CORP COM | 6/26/01 | 182 | 1043 | 2519 | 1297 | ST | 1297 |
| 4/5/99 | 200 | XILINX INC COM | 6/27/01 | 8000 | 4521 | 1043 | (861) | ST | (861) |
| 2/28/00 | 100 | TALBOTS INC COM | 6/27/01 | 3929 | 1646 | 4521 | 3479 | LT | 3479 |
| 2/28/00 | 200 | STATEN ISLAND BANCORP INC COM | 6/27/01 | 5592 | 3237 | 1646 | 2283 | LT | 2283 |
| | | | | | | | | LT | 2355 |

| Date | Acquired | Shares | Security | Date | Sold | Proceeds | Cost | Gain/ (Loss) | Length |
|----------|----------|--------|-----------------------------------|---------|--------|----------|-------|-----------------|--------|
| 12/29/00 | 150 | | TRANSMETA CORP COM | 6/27/01 | 835 | 3671 | 3671 | (2836) | ST |
| 1/2/01 | 200 | | TRANSMETA CORP COM | 6/27/01 | 1113 | 4338 | 4338 | (3225) | ST |
| 2/28/01 | 15500 | | GULF CANADA RES LTD ORD FGN COM | 6/27/01 | 124926 | 88499 | 88499 | 36427 | ST |
| 4/23/01 | 600 | | GULF CANADA RES LTD ORD FGN COM | 6/27/01 | 4836 | 3468 | 3468 | 1368 | ST |
| 4/23/01 | 100 | | XILINX INC COM | 6/27/01 | 4000 | 4506 | 4506 | (506) | ST |
| 4/27/01 | 700 | | XILINX INC COM | 6/27/01 | 27999 | 31570 | 31570 | (3571) | ST |
| 2/28/00 | 50 | | MINIMED INC COM | 6/28/01 | 2351 | 2225 | 2225 | 126 | LT |
| 2/28/00 | 1400 | | STATEN ISLAND BANCORP INC COM | 6/28/01 | 39390 | 22659 | 22659 | 16731 | LT |
| 2/28/00 | 200 | | STATEN ISLAND BANCORP INC COM | 6/28/01 | 39390 | 3237 | 3237 | 2465 | LT |
| 3/7/01 | 200 | | LANDRY'S SEAFOOD RESTAURANTS COM | 6/29/01 | 5702 | 3237 | 3237 | 2465 | LT |
| 2/28/00 | 1100 | | SYSCO CORP COM | 7/2/01 | 3508 | 2024 | 2024 | 1484 | ST |
| 2/28/00 | 100 | | DENTSPLY INTL INC COM | 7/3/01 | 31169 | 17542 | 17542 | 13627 | LT |
| 10/12/00 | 500 | | APACHE CORP COM | 7/3/01 | 4583 | 2483 | 2483 | 2100 | LT |
| 1/4/01 | 100 | | APACHE CORP COM | 7/3/01 | 24864 | 33604 | 33604 | (8740) | ST |
| 2/1/01 | 700 | | TELLABS INC | 7/3/01 | 4973 | 6614 | 6614 | (1641) | ST |
| 2/28/00 | 1000 | | SYSCO CORP COM | 7/3/01 | 12790 | 45084 | 45084 | (32294) | ST |
| 2/28/00 | 200 | | ARCTIC CAT INC COM | 7/5/01 | 27808 | 15947 | 15947 | 11861 | LT |
| 2/28/00 | 600 | | BANKNORTH GROUP INC COM | 7/5/01 | 3000 | 2025 | 2025 | 975 | LT |
| 2/28/00 | 300 | | BECKMAN COULTER INC COM | 7/5/01 | 13692 | 6639 | 6639 | 7053 | LT |
| 2/28/00 | 100 | | BEDFORD PROPERTY INVESTORS REIT | 7/5/01 | 12456 | 7143 | 7143 | 5313 | LT |
| 2/28/00 | 300 | | BRADY CORP COM CL A | 7/5/01 | 2102 | 1684 | 1684 | 418 | LT |
| 2/28/00 | 300 | | DENTSPLY INTL INC COM | 7/5/01 | 10479 | 7518 | 7518 | 2961 | LT |
| 2/28/00 | 200 | | HARMAN INTL INDS INC COM | 7/5/01 | 7360 | 5906 | 5906 | 1454 | LT |
| 2/28/00 | 100 | | HOLLINGER INTL INC COM | 7/5/01 | 1407 | 1194 | 1194 | 213 | LT |
| 2/28/00 | 200 | | IDEX CORP COM | 7/5/01 | 6680 | 4725 | 4725 | 1955 | LT |
| 2/28/00 | 300 | | LANCASTER COLONY CORP COM | 7/5/01 | 9984 | 8775 | 8775 | 1209 | LT |
| 2/28/00 | 300 | | ONEIDA LTD COM | 7/5/01 | 6033 | 5474 | 5474 | 559 | LT |
| 2/28/00 | 300 | | ORTHODONTIC CTRS AMER INC COM | 7/5/01 | 9345 | 5343 | 5343 | 4002 | LT |
| 2/28/00 | 200 | | PAYLESS SHOESOURCE INC | 7/5/01 | 11434 | 7812 | 7812 | 3622 | LT |
| 2/28/00 | 500 | | R H DONNELLEY CORP COM | 7/5/01 | 15694 | 8232 | 8232 | 7462 | LT |
| 2/28/00 | 400 | | SYSTEMS & COMPUTER TECHNOLOGY COM | 7/5/01 | 3740 | 9505 | 9505 | (5765) | LT |
| 2/28/00 | 500 | | WAUSAU-MOSINEE PAPER CORP COM | 7/5/01 | 6510 | 6146 | 6146 | 364 | LT |

| Date | Acquired | Shares | Security | Date | Sold | Proceeds | Cost | Gain/ (Loss) | Length |
|----------|----------|-----------------------------------|----------|-------|-------|----------|------|-----------------|--------|
| 2/28/00 | 400 | STEINER LEISURE LTD COM | 7/5/01 | 8280 | 7250 | 1030 | LT | 975 | 1030 |
| 2/29/00 | 200 | ARCTIC CAT INC COM | 7/5/01 | 3000 | 2025 | 975 | LT | 975 | 975 |
| 2/29/00 | 200 | ARROW INTL INC COM | 7/5/01 | 7612 | 7853 | (241) | LT | (241) | (241) |
| 2/29/00 | 400 | ARTESYN TECHNOLOGIES INC COM | 7/5/01 | 4792 | 7750 | (2958) | LT | (2958) | (2958) |
| 2/29/00 | 500 | HEARTLAND EXPRESS INC COM | 7/5/01 | 11180 | 5700 | 5480 | LT | 5480 | 5480 |
| 3/1/00 | 400 | CLARCOR INC COM | 7/5/01 | 10780 | 7912 | 2868 | LT | 2868 | 2868 |
| 3/23/00 | 300 | BANTA CORP COM | 7/5/01 | 8838 | 5709 | 3129 | LT | 3129 | 3129 |
| 5/4/00 | 300 | COACHMEN INDS INC COM | 7/5/01 | 4047 | 4762 | (715) | LT | (715) | (715) |
| 5/4/00 | 400 | COACHMEN INDS INC COM | 7/5/01 | 5396 | 6324 | (928) | LT | (928) | (928) |
| 5/18/00 | 700 | PEROT SYSTEMS CORP COM CL A | 7/5/01 | 11963 | 11478 | 485 | LT | 485 | 485 |
| 5/30/00 | 600 | COLONIAL BANCORP INC COM | 7/5/01 | 8802 | 5811 | 2991 | LT | 2991 | 2991 |
| 5/31/00 | 300 | COLONIAL BANCORP INC COM | 7/5/01 | 4401 | 2909 | 1492 | LT | 1492 | 1492 |
| 5/31/00 | 100 | HOUSTON EXPL CO COM | 7/5/01 | 3019 | 2519 | 500 | LT | 500 | 500 |
| 5/31/00 | 300 | PRIDE INTL INC COM | 7/5/01 | 5721 | 7764 | (2043) | LT | (2043) | (2043) |
| 6/5/00 | 400 | ARCH CHEMICALS INC COM | 7/5/01 | 8292 | 7479 | 813 | LT | 813 | 813 |
| 6/7/00 | 100 | ARCH CHEMICALS INC COM | 7/5/01 | 2073 | 1869 | 204 | LT | 204 | 204 |
| 7/12/00 | 700 | LOCAL FINANCIAL CORP COM | 7/5/01 | 9387 | 5731 | 3656 | ST | 3656 | 3656 |
| 8/18/00 | 400 | LNR PROPERTY CORP COM | 7/5/01 | 13992 | 8686 | 5306 | ST | 5306 | 5306 |
| 8/22/00 | 100 | BEDFORD PROPERTY INVESTORS REIT | 7/5/01 | 2102 | 1917 | 185 | ST | 185 | 185 |
| 8/23/00 | 100 | BEDFORD PROPERTY INVESTORS REIT | 7/5/01 | 2102 | 1925 | 177 | ST | 177 | 177 |
| 8/23/00 | 400 | KOGER EQUITY INC REIT | 7/5/01 | 6572 | 6869 | (297) | ST | (297) | (297) |
| 8/23/00 | 300 | PAN PACIFIC RETAIL PTYS INC REIT | 7/5/01 | 7653 | 6145 | 1508 | ST | 1508 | 1508 |
| 8/24/00 | 500 | UNITED DOMINION REALTY TR INC | 7/5/01 | 7105 | 5634 | 1471 | ST | 1471 | 1471 |
| 8/29/00 | 200 | HOUSTON EXPL CO COM | 7/5/01 | 6038 | 5062 | 976 | ST | 976 | 976 |
| 9/7/00 | 200 | AMETEK INC COM | 7/5/01 | 6163 | 4381 | 1782 | ST | 1782 | 1782 |
| 9/14/00 | 100 | PLANTRONICS INC NEW COM | 7/5/01 | 2269 | 4779 | (2510) | ST | (2510) | (2510) |
| 10/3/00 | 200 | TAKE-TWO INTERACTIVE SOFTWARE COM | 7/5/01 | 3382 | 2400 | 982 | ST | 982 | 982 |
| 10/6/00 | 100 | TAKE-TWO INTERACTIVE SOFTWARE COM | 7/5/01 | 1691 | 1260 | 431 | ST | 431 | 431 |
| 10/19/00 | 300 | RENAL CARE GROUP INC COM | 7/5/01 | 8952 | 6465 | 2487 | ST | 2487 | 2487 |
| 10/26/00 | 100 | ARNOLD INDS INC COM | 7/5/01 | 1975 | 1700 | 275 | ST | 275 | 275 |
| 11/14/00 | 200 | BORG-WARNER INC COM | 7/5/01 | 9648 | 7346 | 2302 | ST | 2302 | 2302 |
| 11/16/00 | 200 | NCI BUILDING SYSTEMS INC | 7/5/01 | 3544 | 3702 | (158) | ST | (158) | (158) |

| Date | Acquired | Shares | Security | Date | Sold | Proceeds | Cost | Gain/ (Loss) | Length |
|----------|--------------------------------------|--------|----------|--------|-------|----------|-------|-----------------|--------|
| 11/21/00 | 100 NCI BUILDING SYSTEMS INC | | | 7/5/01 | 1772 | 1889 | 1889 | (117) | ST |
| 11/27/00 | 700 EL PASO ELEC CO COM | | | 7/5/01 | 11095 | 9780 | 9780 | 1315 | ST |
| 11/30/00 | 300 OMNIGARE INC COM | | | 7/5/01 | 6594 | 4891 | 4891 | 1703 | ST |
| 12/1/00 | 200 HOLLINGER INTL INC COM | | | 7/5/01 | 2814 | 2975 | 2975 | (161) | ST |
| 12/4/00 | 200 HOLLINGER INTL INC COM | | | 7/5/01 | 2814 | 3150 | 3150 | (336) | ST |
| 12/4/00 | 100 NCI BUILDING SYSTEMS INC | | | 7/5/01 | 1772 | 1812 | 1812 | (40) | ST |
| 12/5/00 | 500 ESTERLINE TECHNOLOGIES CORP COM | | | 7/5/01 | 11735 | 10338 | 10338 | 1397 | ST |
| 1/5/01 | 200 PLEXUS CORP COM | | | 7/5/01 | 5862 | 5759 | 5759 | 103 | ST |
| 2/13/01 | 200 SAWTEK INC COM | | | 7/5/01 | 4574 | 460 | 460 | 114 | ST |
| 2/15/01 | 100 PLANTRONICS INC NEW COM | | | 7/5/01 | 2269 | 3118 | 3118 | (849) | ST |
| 2/15/01 | 200 REINSURANCE GROUP AMER INC COM | | | 7/5/01 | 7570 | 7508 | 7508 | 62 | ST |
| 2/20/01 | 100 TUCKER ANTHONY SUTRO CORP COM | | | 7/5/01 | 2256 | 2405 | 2405 | (149) | ST |
| 2/23/01 | 100 ARNOLD INDS INC COM | | | 7/5/01 | 1975 | 1808 | 1808 | 167 | ST |
| 2/26/01 | 100 ARNOLD INDS INC COM | | | 7/5/01 | 1975 | 1886 | 1886 | 89 | ST |
| 2/26/01 | 100 TUCKER ANTHONY SUTRO CORP COM | | | 7/5/01 | 2256 | 2405 | 2405 | (149) | ST |
| 3/7/01 | 100 LANDRY'S SEAFOOD RESTAURANTS COM | | | 7/5/01 | 1694 | 1012 | 1012 | 682 | ST |
| 3/13/01 | 100 SIERRA PACIFIC RESOURCES COM | | | 7/5/01 | 1590 | 1355 | 1355 | 235 | ST |
| 3/20/01 | 200 FULLER H B CO COM | | | 7/5/01 | 9790 | 7957 | 7957 | 1833 | ST |
| 3/27/01 | 200 FLOWERS FOODS INC COM | | | 7/5/01 | 6606 | 4159 | 4159 | 2447 | ST |
| 4/2/01 | 400 DRESS BARN INC COM | | | 7/5/01 | 9184 | 9622 | 9622 | (438) | ST |
| 4/16/01 | 500 SIERRA PACIFIC RESOURCES COM | | | 7/5/01 | 7950 | 6778 | 6778 | 1172 | ST |
| 5/9/01 | 200 BRIGGS & STRATTON CORP COM | | | 7/5/01 | 8274 | 7814 | 7814 | 460 | ST |
| 5/9/01 | 200 DELPHI FINL GROUP INC COM | | | 7/5/01 | 7428 | 6924 | 6924 | 504 | ST |
| 5/31/01 | 100 SIMPSON MANUFACTURING CO INC COM | | | 7/5/01 | 5943 | 4732 | 4732 | 1211 | ST |
| 6/1/01 | 100 SIMPSON MANUFACTURING CO INC COM | | | 7/5/01 | 5943 | 4767 | 4767 | 1176 | ST |
| 6/22/01 | 400 MEDIACOM COMMUNICATIONS CORP COM | | | 7/5/01 | 7472 | 6088 | 6088 | 1384 | ST |
| 9/12/01 | 300 AMETEK INC COM | | | 7/5/01 | 9245 | 6560 | 6560 | 2685 | ST |
| 2/28/00 | 100 SYSCO CORP COM | | | 7/6/01 | 2778 | 1595 | 1595 | 1183 | LT |
| 5/22/00 | 200 LOCAL FINANCIAL CORP COM | | | 7/6/01 | 2676 | 1625 | 1625 | 1051 | LT |
| 7/12/00 | 100 LOCAL FINANCIAL CORP COM | | | 7/6/01 | 1338 | 819 | 819 | 519 | ST |
| 2/28/00 | 300 WEST PHARMACEUTICAL SERVICES INC | | | 7/9/01 | 7746 | 8060 | 8060 | (314) | LT |
| 2/28/01 | 200 KIMBERLY CLARK CORP COM | | | 7/9/01 | 11171 | 14205 | 14205 | (3034) | ST |

| Date | Acquired | Shares | Security | Date | Sold | Proceeds | Cost | Gain/ (Loss) | Length |
|----------|----------|-----------------------------------|----------|--------|--------|----------|------|-----------------|--------|
| 3/2/01 | 200 | KIMBERLY CLARK CORP COM | 7/9/01 | 11171 | 14262 | (3091) | ST | 1425 | ST |
| 3/27/01 | 100 | FLOWERS FOODS INC COM | 7/9/01 | 3505 | 2080 | 1425 | ST | 1425 | ST |
| 2/28/00 | 950 | METROMEDIA FIBER NETWORK COM CL A | 7/10/01 | 1523 | 35625 | (34102) | LT | (34102) | LT |
| 2/28/00 | 150 | METROMEDIA FIBER NETWORK COM CL A | 7/10/01 | 243 | 5625 | (5382) | LT | (5382) | LT |
| 3/7/01 | 100 | LANDRY'S SEAFOOD RESTAURANTS COM | 7/10/01 | 1699 | 1012 | 687 | ST | 687 | ST |
| 9/28/99 | 300 | CORNING INC COM | 7/11/01 | 4135 | 6542 | (2407) | LT | (2407) | LT |
| 9/30/99 | 1200 | CORNING INC COM | 7/11/01 | 16540 | 27124 | (10584) | LT | (10584) | LT |
| 2/28/00 | 700 | METROMEDIA FIBER NETWORK COM CL A | 7/11/01 | 1086 | 26250 | (25164) | LT | (25164) | LT |
| 2/28/00 | 100 | METROMEDIA FIBER NETWORK COM CL A | 7/11/01 | 157 | 3750 | (3593) | LT | (3593) | LT |
| 8/9/00 | 85000 | FREDDIE MAC GLOBAL NT | 7/11/01 | 87145 | 82735 | 4410 | ST | 4410 | ST |
| 3/27/01 | 200 | FLOWERS FOODS INC COM | 7/11/01 | 7070 | 4159 | 2911 | ST | 2911 | ST |
| 3/27/01 | 100 | FLOWERS FOODS INC COM | 7/11/01 | 3533 | 2080 | 1453 | ST | 1453 | ST |
| 3/30/01 | 100 | FLOWERS FOODS INC COM | 7/11/01 | 3533 | 2052 | 1481 | ST | 1481 | ST |
| 4/2/01 | 200 | FLOWERS FOODS INC COM | 7/11/01 | 7065 | 4125 | 2940 | ST | 2940 | ST |
| 5/31/01 | 200000 | FREDDIE MAC GLOBAL NT | 7/11/01 | 205047 | 204453 | 594 | ST | 594 | ST |
| 6/13/01 | 515000 | FREDDIE MAC GLOBAL NT | 7/11/01 | 527996 | 527634 | 362 | ST | 362 | ST |
| 6/18/01 | 400 | TRANSOCEAN SEDCO FOREX INC COM | 7/11/01 | 15491 | 20195 | (4704) | ST | (4704) | ST |
| 6/28/01 | 105000 | FANNIE MAE NOTE | 7/11/01 | 104739 | 104241 | 498 | ST | 498 | ST |
| 1/29/99 | 400 | E M C CORP MASS COM | 7/12/01 | 8448 | 10648 | (2200) | LT | (2200) | LT |
| 5/5/99 | 1600 | E M C CORP MASS COM | 7/12/01 | 33793 | 38764 | (4971) | LT | (4971) | LT |
| 9/28/99 | 600 | CORNING INC COM | 7/12/01 | 8639 | 13084 | (4445) | LT | (4445) | LT |
| 2/28/00 | 300 | METROMEDIA FIBER NETWORK COM CL A | 7/12/01 | 431 | 11250 | (10819) | LT | (10819) | LT |
| 2/28/00 | 80 | WORLDCOM INC-MCI GROUP COM | 7/12/01 | 1262 | 3516 | (2254) | LT | (2254) | LT |
| 4/11/00 | 400 | TENET HEALTHCARE CORP | 7/12/01 | 22359 | 9980 | 12379 | LT | 12379 | LT |
| 5/23/00 | 800 | INGERSOLL RAND CO COM | 7/12/01 | 34039 | 38390 | (4351) | LT | (4351) | LT |
| 7/25/00 | 1500 | ALLSTATE COR COM | 7/12/01 | 63973 | 38007 | 25966 | ST | 25966 | ST |
| 11/30/00 | 300 | SAFWAY INC COM | 7/12/01 | 12296 | 17302 | (5006) | ST | (5006) | ST |
| 12/5/00 | 300 | SAFWAY INC COM | 7/12/01 | 12296 | 16872 | (4576) | ST | (4576) | ST |
| 12/5/00 | 200 | SAFWAY INC COM | 7/12/01 | 8198 | 11229 | (3031) | ST | (3031) | ST |
| 12/29/00 | 400 | METROMEDIA FIBER NETWORK COM CL A | 7/12/01 | 574 | 4099 | (3525) | ST | (3525) | ST |
| 12/29/00 | 250 | METROMEDIA FIBER NETWORK COM CL A | 7/12/01 | 365 | 2562 | (2197) | ST | (2197) | ST |
| 1/18/01 | 2000 | CADENCE DESIGN SYSTEM INC COM | 7/12/01 | 34039 | 62782 | (28743) | ST | (28743) | ST |

| Date | Acquired | Shares | Security | Date | Sold | Proceeds | Cost | Gain/ (Loss) | Length |
|----------|---|--------|----------|---------|-------|----------|---------|-----------------|--------|
| 3/30/01 | 300 FLOWERS FOODS INC COM | | | 7/12/01 | 10493 | 6156 | 4337 | ST | |
| 4/23/01 | 100 E M C CORP MASS COM | | | 7/12/01 | 2112 | 4091 | (1979) | ST | |
| 4/27/01 | 1200 E M C CORP MASS COM | | | 7/12/01 | 25345 | 45792 | (20447) | ST | |
| 5/18/00 | 1500 PEROT SYSTEMS CORP COM CL A | | | 7/13/01 | 26072 | 24596 | 1476 | LT | |
| 5/18/00 | 200 PEROT SYSTEMS CORP COM CL A | | | 7/13/01 | 3535 | 3279 | 256 | LT | |
| 12/29/00 | 450 METROMEDIA FIBER NETWORK COM CL A | | | 7/13/01 | 631 | 4611 | (3980) | ST | |
| 1/2/01 | 500 METROMEDIA FIBER NETWORK COM CL A | | | 7/13/01 | 701 | 5110 | (4409) | ST | |
| 2/16/01 | 300 EL PASO CORPORATION COM | | | 7/13/01 | 15564 | 21243 | (5679) | ST | |
| 2/28/01 | 300 KIMBERLY CLARK CORP COM | | | 7/13/01 | 16146 | 21307 | (5161) | ST | |
| 3/7/01 | 400 LANDRY'S SEAFOOD RESTAURANTS COM | | | 7/13/01 | 6834 | 4049 | 2785 | ST | |
| 8/28/00 | 1025 LB COMMERCIAL CONDUIT MTG TR CMO SEQ PYR 99- | | | 7/15/01 | 1025 | 1023 | 2 | ST | |
| 2/12/01 | 1459 BEAR STEARNS COM MLTG SECS INC CMO SEQ PYR 9- | | | 7/15/01 | 1459 | 1496 | (37) | ST | |
| 2/12/01 | 1031 GE CAP COMMERCIAL MTG CORP CMO SEQ PYR 2000- | | | 7/15/01 | 1031 | 1037 | (6) | ST | |
| 2/12/01 | 3219 MORGAN STANLEY CAPITAL I INC CMO SEQ PYR 1998- | | | 7/15/01 | 3219 | 3263 | (44) | ST | |
| 4/17/01 | 2356 GOVERNMENT NATL MTG ASSN POOL 424068 | | | 7/15/01 | 2356 | 2351 | 5 | ST | |
| 4/17/01 | 66 GOVERNMENT NATL MTG ASSN POOL | | | 7/15/01 | 66 | 65 | 1 | ST | |
| 4/17/01 | 6566 GOVERNMENT NATL MTG ASSN POOL 483940 | | | 7/15/01 | 6566 | 6380 | 186 | ST | |
| 4/17/01 | 4278 GOVERNMENT NATL MTG ASSN POOL 494244 | | | 7/15/01 | 4278 | 4156 | 122 | ST | |
| 4/17/01 | 1434 GOVERNMENT NATL MTG ASSN POOL 497445 | | | 7/15/01 | 1434 | 1393 | 41 | ST | |
| 4/17/01 | 301 GOVERNMENT NATL MTG ASSN POOL | | | 7/15/01 | 301 | 300 | 1 | ST | |
| 4/17/01 | 1164 GOVERNMENT NATL MTG ASSN POOL 557280 | | | 7/15/01 | 1164 | 1161 | 3 | ST | |
| 12/3/96 | 300 HARLEY DAVIDSON INC COM | | | 7/16/01 | 15909 | 3239 | 12670 | LT | |
| 5/18/00 | 300 PEROT SYSTEMS CORP COM CL A | | | 7/16/01 | 5266 | 4919 | 347 | LT | |
| 3/7/01 | 300 LANDRY'S SEAFOOD RESTAURANTS COM | | | 7/16/01 | 5329 | 3037 | 2292 | ST | |
| 3/7/01 | 300 LANDRY'S SEAFOOD RESTAURANTS COM | | | 7/16/01 | 5213 | 3037 | 2176 | ST | |
| 12/3/96 | 100 HARLEY DAVIDSON INC COM | | | 7/17/01 | 5226 | 1080 | 4146 | LT | |
| 5/18/00 | 500 PEROT SYSTEMS CORP COM CL A | | | 7/17/01 | 8768 | 8199 | 569 | LT | |
| 3/7/01 | 200 LANDRY'S SEAFOOD RESTAURANTS COM | | | 7/17/01 | 3458 | 2024 | 1434 | ST | |
| 3/15/01 | 100 LANDRY'S SEAFOOD RESTAURANTS COM | | | 7/17/01 | 1729 | 982 | 747 | ST | |
| 3/16/01 | 200 LANDRY'S SEAFOOD RESTAURANTS COM | | | 7/17/01 | 3458 | 1968 | 1490 | ST | |
| 4/23/01 | 100 INTEL CORP COM | | | 7/17/01 | 2850 | 3083 | (233) | ST | |
| 4/27/01 | 1600 INTEL CORP COM | | | 7/17/01 | 45598 | 47670 | (2072) | ST | |

| Date | Acquired | Shares | Security | Date | Sold | Proceeds | Cost | Gain/ (Loss) | Length |
|----------|--|--------|----------|---------|-------|----------|---------|-----------------|--------|
| 6/18/98 | 900 EMERSON ELEC CO COM | | | 7/18/01 | 49612 | 57074 | 57074 | (7462) | LT |
| 2/28/00 | 550 ANDRX GROUP COM | | | 7/18/01 | 34649 | 25507 | 25507 | 9142 | LT |
| 5/18/00 | 200 PEROT SYSTEMS CORP COM CL A | | | 7/18/01 | 3468 | 3279 | 3279 | 189 | LT |
| 12/4/00 | 100 LANDRY'S SEAFOOD RESTAURANTS COM | | | 7/18/01 | 1740 | 969 | 17003 | 771 | ST |
| 1/4/01 | 500 WASHINGTON MUTUAL INC | | | 7/18/01 | 20684 | 17003 | 17003 | 3681 | ST |
| 1/25/01 | 700 GENENTECH INC COM | | | 7/18/01 | 27257 | 42118 | 42118 | (14861) | ST |
| 2/21/01 | 2062 CHASE COMMERCIAL MTG SECS CORP CMO SEQ PYR | | | 7/18/01 | 2062 | 2066 | 2066 | (4) | ST |
| 3/15/01 | 100 LANDRY'S SEAFOOD RESTAURANTS COM | | | 7/18/01 | 1740 | 982 | 982 | 758 | ST |
| 6/7/01 | 1400 HEWLETT PACKARD CO COM | | | 7/18/01 | 36889 | 40268 | 40268 | (3379) | ST |
| 10/16/98 | 200 PROVIDIAN FINANCIAL CORP | | | 7/19/01 | 10249 | 5204 | 5045 | 5045 | LT |
| 12/8/98 | 100 PROVIDIAN FINANCIAL CORP | | | 7/19/01 | 5124 | 3119 | 2005 | 2005 | ST |
| 12/11/00 | 300 LANDRY'S SEAFOOD RESTAURANTS COM | | | 7/19/01 | 5248 | 2831 | 2417 | 2417 | ST |
| 12/14/00 | 400 LANDRY'S SEAFOOD RESTAURANTS COM | | | 7/19/01 | 7112 | 3874 | 3238 | 3238 | ST |
| 3/19/01 | 100 LANDRY'S SEAFOOD RESTAURANTS COM | | | 7/19/01 | 1778 | 955 | 823 | 823 | ST |
| 10/16/98 | 100 PROVIDIAN FINANCIAL CORP | | | 7/20/01 | 4761 | 2602 | 2159 | 2159 | LT |
| 7/2/99 | 626 NATIONSLINK FUNDING CORP CMO SEQ PYR 98-2 A1 | | | 7/20/01 | 626 | 609 | 17 | 17 | LT |
| 12/21/99 | 100 AES CORP COM | | | 7/20/01 | 3572 | 3427 | 145 | 145 | LT |
| 4/28/00 | 100 LANDRY'S SEAFOOD RESTAURANTS COM | | | 7/20/01 | 1752 | 859 | 893 | 893 | LT |
| 12/11/00 | 100 LANDRY'S SEAFOOD RESTAURANTS COM | | | 7/20/01 | 1752 | 944 | 808 | 808 | ST |
| 1/4/01 | 700 PMI GROUP INC COM | | | 7/20/01 | 44728 | 43637 | 1091 | 1091 | ST |
| 7/20/01 | 333 KING PHARMACEUTICALS INC COM | | | 7/20/01 | 14 | 15 | (1) | (1) | LT |
| 12/21/99 | 100 AES CORP COM | | | 7/23/01 | 3502 | 3427 | 75 | 75 | LT |
| 4/28/00 | 300 LANDRY'S SEAFOOD RESTAURANTS COM | | | 7/23/01 | 5313 | 2577 | 2736 | 2736 | LT |
| 2/28/00 | 2100 SYSTEMS & COMPUTER TECHNOLOGY COM | | | 7/24/01 | 20874 | 49904 | (29030) | (29030) | LT |
| 4/28/00 | 400 LANDRY'S SEAFOOD RESTAURANTS COM | | | 7/24/01 | 6978 | 3435 | 3543 | 3543 | LT |
| 2/28/00 | 1500 SYSTEMS & COMPUTER TECHNOLOGY COM | | | 7/25/01 | 16004 | 35645 | (19641) | (19641) | LT |
| 3/22/00 | 500 SYSTEMS & COMPUTER TECHNOLOGY COM | | | 7/25/01 | 5335 | 11645 | (6310) | (6310) | LT |
| 2/13/01 | 300 TRIQUINT SEMICONDUCTOR INC | | | 7/25/01 | 6300 | 5815 | 485 | 485 | ST |
| 4/27/01 | 1217 FANNIE MAE POOL 572958 | | | 7/25/01 | 1217 | 1176 | 41 | 41 | ST |
| 4/27/01 | 189 FANNIE MAE POOL 577964 | | | 7/25/01 | 189 | 182 | 7 | 7 | ST |
| 4/27/01 | 5930 FANNIE MAE POOL 583133 | | | 7/25/01 | 5930 | 5728 | 202 | 202 | ST |
| 4/5/99 | 1400 XILINX INC COM | | | 7/26/01 | 52388 | 31650 | 20738 | 20738 | LT |

Tax I.D. #34-1595929
 Capital Gains (Losses) 2001

| Date | Acquired | Shares | Security | Date | Sold | Proceeds | Cost | Gain/ (Loss) | Length |
|----------|----------|-----------------------------------|----------|--------|--------|----------|------|-----------------|--------|
| 2/28/00 | 900 | EASTMAN KODAK CO COM | 7/26/01 | 39539 | 51805 | (12266) | LT | 3653 | LT |
| 2/28/00 | 500 | NEW YORK TIMES CO COM | 7/26/01 | 23449 | 19796 | (8314) | LT | 3653 | LT |
| 3/22/00 | 700 | SYSTEMS & COMPUTER TECHNOLOGY COM | 7/26/01 | 7989 | 16303 | (8314) | LT | (8314) | LT |
| 5/18/00 | 200 | PEROT SYSTEMS CORP COM CL A | 7/26/01 | 3390 | 3279 | 111 | LT | 111 | LT |
| 7/25/00 | 800 | ALLSTATE COR COM | 7/26/01 | 2752 | 20270 | 7482 | LT | 7482 | LT |
| 7/25/00 | 300 | ALLSTATE COR COM | 7/26/01 | 10407 | 7482 | 2925 | LT | 2925 | LT |
| 10/16/00 | 400 | APACHE CORP COM | 7/26/01 | 20279 | 24779 | (4500) | ST | (4500) | ST |
| 12/11/00 | 100 | SYSTEMS & COMPUTER TECHNOLOGY COM | 7/26/01 | 1141 | 1263 | (122) | ST | (122) | ST |
| 12/4/00 | 900 | SYSTEMS & COMPUTER TECHNOLOGY COM | 7/26/01 | 10271 | 10778 | (507) | ST | (507) | ST |
| 12/6/00 | 100 | SYSTEMS & COMPUTER TECHNOLOGY COM | 7/26/01 | 1141 | 1215 | (74) | ST | (74) | ST |
| 1/4/01 | 100 | APACHE CORP COM | 7/26/01 | 5070 | 6614 | (1544) | ST | (1544) | ST |
| 1/4/01 | 300 | APACHE CORP COM | 7/26/01 | 15209 | 19664 | (4455) | ST | (4455) | ST |
| 1/4/01 | 300 | OMNICOM GROUP INC COM | 7/26/01 | 25531 | 25878 | (347) | ST | (347) | ST |
| 1/5/01 | 100 | OMNICOM GROUP INC COM | 7/26/01 | 8510 | 8907 | (397) | ST | (397) | ST |
| 2/13/01 | 2100 | TRIQUINT SEMICONDUCTOR INC | 7/26/01 | 45478 | 40705 | 4773 | ST | 4773 | ST |
| 3/22/01 | 2400 | BOSTON SCIENTIFIC CORP COM | 7/26/01 | 43577 | 42120 | 1457 | ST | 1457 | ST |
| 4/26/01 | 500 | GENERAL DYNAMICS CORP COM | 7/26/01 | 40138 | 37639 | 2499 | ST | 2499 | ST |
| 5/2/01 | 300 | OMNICOM GROUP INC COM | 7/26/01 | 25531 | 25995 | (464) | ST | (464) | ST |
| 2/28/00 | 500 | VERIZON COMMUNICATIONS COM | 7/27/01 | 27939 | 24171 | 3768 | LT | 3768 | LT |
| 4/13/00 | 200 | MCMORAN EXPLORATION CO COM | 7/27/01 | 1988 | 2920 | (932) | LT | (932) | LT |
| 2/13/01 | 131 | TRIQUINT SEMICONDUCTOR INC | 7/27/01 | 3069 | 2539 | 530 | ST | 530 | ST |
| 2/14/01 | 1036 | TRIQUINT SEMICONDUCTOR INC | 7/27/01 | 24267 | 18685 | 5582 | ST | 5582 | ST |
| 2/16/01 | 460 | TRIQUINT SEMICONDUCTOR INC | 7/27/01 | 10775 | 8283 | 2492 | ST | 2492 | ST |
| 2/20/01 | 460 | TRIQUINT SEMICONDUCTOR INC | 7/27/01 | 10775 | 8012 | 2763 | ST | 2763 | ST |
| 3/21/01 | 213 | TRIQUINT SEMICONDUCTOR INC | 7/27/01 | 4989 | 3390 | 1599 | ST | 1599 | ST |
| 3/1/00 | 300 | EMS TECHNOLOGIES INC COM | 7/30/01 | 4401 | 7088 | (2687) | LT | (2687) | LT |
| 4/13/00 | 200 | MCMORAN EXPLORATION CO COM | 7/30/01 | 1962 | 2920 | (958) | LT | (958) | LT |
| 12/5/00 | 100 | ESTERLINE TECHNOLOGIES CORP COM | 7/30/01 | 2095 | 2068 | 27 | ST | 27 | ST |
| 3/21/01 | 248 | TRIQUINT SEMICONDUCTOR INC | 7/30/01 | 5931 | 3948 | 1983 | ST | 1983 | ST |
| 4/13/00 | 100 | MCMORAN EXPLORATION CO COM | 7/31/01 | 999 | 1400 | (401) | LT | (401) | LT |
| 12/5/00 | 200 | ESTERLINE TECHNOLOGIES CORP COM | 7/31/01 | 4260 | 4135 | 125 | ST | 125 | ST |
| 4/17/01 | 519712 | GOVERNMENT NATL ASSN POOL 483940 | 7/31/01 | 513053 | 504933 | 8120 | ST | 8120 | ST |

| Date | Acquired | Shares | Security | Date | Sold | Proceeds | Cost | Gain/ (Loss) | Length |
|----------|----------|--------|---------------------------------|---------|--------|----------|---------|-----------------|--------|
| 4/30/01 | 205000 | | FREDDIA MAC GLOBAL NT | 7/31/01 | 210966 | 210413 | 553 | 553 | ST |
| 2/28/00 | 1200 | | JP MORGAN CHASE & CO COM | 8/1/01 | 51946 | 35348 | 16598 | 4479 | LT |
| 2/28/00 | 600 | | VERIZON COMMUNICATIONS COM | 8/1/01 | 33485 | 29006 | 4479 | 4443 | LT |
| 2/28/00 | 600 | | VERIZON COMMUNICATIONS COM | 8/1/01 | 33449 | 29006 | 4443 | (810) | LT |
| 4/13/00 | 200 | | MCMORAN EXPLORATION CO COM | 8/1/01 | 1990 | 2800 | 2258 | 55 | ST |
| 4/23/01 | 200 | | SYSCO CORP COM | 8/1/01 | 2123 | 2068 | 55 | (237) | ST |
| 12/11/01 | 600 | | SYSCO CORP COM | 8/1/01 | 5185 | 5422 | 16280 | (726) | ST |
| 4/13/00 | 200 | | MCMORAN EXPLORATION CO COM | 8/2/01 | 1988 | 2800 | 5337 | (812) | LT |
| 5/23/00 | 1100 | | ST PAUL COS INC COM | 8/2/01 | 46373 | 41036 | 5402 | 5337 | LT |
| 6/2/00 | 155000 | | FEDERAL HOME LN BANKS BOND | 8/2/01 | 160117 | 154715 | 93 | 5402 | LT |
| 12/1/00 | 100 | | ESTERLINE TECHNOLOGIES CORP COM | 8/2/01 | 2093 | 2000 | 25 | 93 | ST |
| 12/5/00 | 100 | | ESTERLINE TECHNOLOGIES CORP COM | 8/2/01 | 2093 | 2068 | 25 | 25 | ST |
| 1/4/01 | 800 | | GENZYME CORP GENL DIVISION COM | 8/2/01 | 45491 | 35042 | 10449 | 2070 | ST |
| 1/4/01 | 400 | | JOHNSON & JOHNSON COM | 8/2/01 | 21342 | 19272 | 2070 | 1286 | ST |
| 1/5/01 | 100 | | GENERAL DYNAMICS CORP COM | 8/2/01 | 8243 | 6957 | 4137 | 1286 | ST |
| 1/5/01 | 800 | | JOHNSON & JOHNSON COM | 8/2/01 | 42683 | 38546 | 1804 | 4137 | ST |
| 2/8/01 | 300 | | JOHNSON & JOHNSON COM | 8/2/01 | 16006 | 14202 | 1804 | 4137 | ST |
| 4/26/01 | 300 | | GENERAL DYNAMICS CORP COM | 8/2/01 | 24730 | 22583 | 2147 | 2147 | ST |
| 7/3/01 | 500 | | BEST BUY INC COM | 8/2/01 | 33667 | 34080 | (413) | (413) | ST |
| 7/3/01 | 100 | | BEST BUY INC COM | 8/2/01 | 6733 | 6757 | (24) | (24) | ST |
| 12/1/00 | 200 | | ESTERLINE TECHNOLOGIES CORP COM | 8/3/01 | 4099 | 3999 | 100 | 100 | ST |
| 12/1/00 | 100 | | ESTERLINE TECHNOLOGIES CORP COM | 8/6/01 | 2004 | 2000 | 4 | 4 | ST |
| 2/28/00 | 100 | | MATTHEWS INTL CORP COM | 8/7/01 | 4403 | 2250 | 2153 | 2153 | LT |
| 3/1/00 | 300 | | EMS TECHNOLOGIES INC COM | 8/7/01 | 4882 | 7088 | (2206) | (2206) | LT |
| 12/1/00 | 200 | | ESTERLINE TECHNOLOGIES CORP COM | 8/7/01 | 3967 | 3999 | (32) | (32) | ST |
| 12/1/00 | 100 | | ESTERLINE TECHNOLOGIES CORP COM | 8/7/01 | 1983 | 1994 | (11) | (11) | ST |
| 2/28/00 | 250 | | SPECTRASITE HOLDINGS INC COM | 8/8/01 | 1026 | 5422 | (4396) | (4396) | LT |
| 3/1/00 | 100 | | SPECTRASITE HOLDINGS INC COM | 8/8/01 | 411 | 2513 | (2102) | (2102) | LT |
| 12/1/00 | 200 | | ESTERLINE TECHNOLOGIES CORP COM | 8/8/01 | 3855 | 3987 | (132) | (132) | ST |
| 2/28/00 | 600 | | SPECTRASITE HOLDINGS INC COM | 8/9/01 | 2224 | 13013 | (10789) | (10789) | LT |

Tax ID: #34-1595929
 Capital Gains (Losses) 2001

| Date | Acquired | Shares | Security | Date | Sold | Proceeds | Cost | Gain/ (Loss) | Length |
|---------|----------|--------|--|---------|--------|----------|--------|-----------------|--------|
| 3/3/00 | 100 | | GOLDMAN SACHS GROUP INC COM | 8/9/01 | 7998 | 7998 | 9925 | (1927) | LT |
| 2/28/00 | 800 | | SPECTRASITE HOLDINGS INC COM | 8/10/01 | 2542 | 2542 | 17350 | (14808) | LT |
| 4/13/00 | 100 | | MCMORAN EXPLORATION CO COM | 8/10/01 | 826 | 826 | 1400 | (574) | LT |
| 7/25/01 | 100 | | VICOR CORP COM | 8/10/01 | 2228 | 2228 | 1797 | 431 | ST |
| 7/22/99 | 45000 | | CONOCO INC SENIOR NT | 8/13/01 | 45978 | 45978 | 43734 | 2244 | LT |
| 2/28/00 | 250 | | SPECTRASITE HOLDINGS INC COM | 8/13/01 | 850 | 850 | 5422 | (4572) | LT |
| 4/13/00 | 200 | | MCMORAN EXPLORATION CO COM | 8/13/01 | 1460 | 1460 | 2800 | (1340) | LT |
| 7/31/00 | 50000 | | FEDERAL NATL MTG ASSN MED TERM | 8/13/01 | 51073 | 51073 | 50936 | 137 | LT |
| 12/1/00 | 100 | | ESTERLINE TECHNOLOGIES CORP COM | 8/13/01 | 2024 | 2024 | 1994 | 30 | ST |
| 2/28/00 | 150 | | SPECTRASITE HOLDINGS INC COM | 8/14/01 | 479 | 479 | 3253 | (2774) | LT |
| 3/3/00 | 700 | | AMERICAN MEDICAL SECURITY GROUP | 8/14/01 | 4296 | 4296 | 5316 | (1020) | LT |
| 3/3/00 | 100 | | GOLDMAN SACHS GROUP INC COM | 8/14/01 | 8192 | 8192 | 9925 | (1733) | LT |
| 3/13/00 | 400 | | AMERICAN MEDICAL SECURITY GROUP | 8/14/01 | 2455 | 2455 | 3024 | (569) | LT |
| 4/13/00 | 200 | | MCMORAN EXPLORATION CO COM | 8/14/01 | 1493 | 1493 | 2800 | (1307) | LT |
| 7/31/01 | 150000 | | FEDERAL NATL MTG ASSN MED TERM | 8/14/01 | 153041 | 153041 | 152807 | 234 | ST |
| 2/28/00 | 300 | | SPECTRASITE HOLDINGS INC COM | 8/15/01 | 838 | 838 | 6506 | (5668) | LT |
| 3/3/00 | 100 | | GOLDMAN SACHS GROUP INC COM | 8/15/01 | 8134 | 8134 | 9925 | (1791) | LT |
| 3/13/00 | 100 | | AMERICAN MEDICAL SECURITY GROUP | 8/15/01 | 624 | 624 | 756 | (132) | LT |
| 4/13/00 | 1000 | | MCMORAN EXPLORATION CO COM | 8/15/01 | 7119 | 7119 | 14000 | (6881) | LT |
| 8/9/00 | 20000 | | FREDDIE MAC GLOBAL NT | 8/15/01 | 20588 | 20588 | 19467 | 1121 | LT |
| 8/9/00 | 50000 | | FREDDIE MAC GLOBAL NT | 8/15/01 | 51479 | 51479 | 48668 | 2811 | LT |
| 8/28/00 | 783 | | LB COMMERCIAL CONDUIT MTG TR CMO SEQ PYR | 8/15/01 | 783 | 783 | 781 | 2 | ST |
| 2/21/01 | 1304 | | BEAR STEARNS COML MTG SECS INC CMO SEQ | 8/15/01 | 1304 | 1304 | 1336 | (32) | ST |
| 2/21/01 | 732 | | GE CAP COMMERCIAL MTG CORP CMO SEQ PYR | 8/15/01 | 732 | 732 | 736 | (4) | ST |
| 2/21/01 | 2933 | | MORGAN STANLEY CAPITAL I INC CMO SEQ PYR | 8/15/01 | 2933 | 2933 | 2973 | (40) | ST |
| 3/30/01 | 100 | | FLOWERS FOODS INC COM | 8/15/01 | 4066 | 4066 | 2052 | 2014 | ST |
| 4/17/01 | 2440 | | GOVERNMENT NATL ASSN POOL | 8/15/01 | 2440 | 2440 | 2435 | 5 | ST |
| 4/17/01 | 65 | | GOVERNMENT NATL ASSN POOL | 8/15/01 | 65 | 65 | 63 | 2 | ST |
| 4/17/01 | 16788 | | GOVERNMENT NATL ASSN POOL 483940 | 8/15/01 | 16788 | 16788 | 16311 | 477 | ST |
| 4/17/01 | 4019 | | GOVERNMENT NATL ASSN POOL 494244 | 8/15/01 | 4019 | 4019 | 3905 | 114 | ST |
| 4/17/01 | 345 | | GOVERNMENT NATL ASSN POOL | 8/15/01 | 345 | 345 | 335 | 10 | ST |
| 4/17/01 | 332 | | GOVERNMENT NATL ASSN POOL | 8/15/01 | 332 | 332 | 331 | 1 | ST |

| Date | Acquired | Shares | Security | Date | Sold | Proceeds | Cost | Gain/ (Loss) | Length |
|----------|----------|--|----------|---------|--------|----------|---------|-----------------|--------|
| 4/17/01 | 1193 | GOVERNMENT NATL ASSN POOL | | 8/15/01 | 1193 | 1190 | 3 | | ST |
| 7/31/01 | 5000 | FEDERAL NATL MTG ASSN MED TERM | | 8/15/01 | 50854 | 50936 | (82) | | ST |
| 7/31/01 | 20000 | FEDERAL NATL MTG ASSN MED TERM | | 8/15/01 | 20339 | 20374 | (35) | | ST |
| 2/28/00 | 300 | SPECTRASITE HOLDINGS INC COM | | 8/16/01 | 823 | 6506 | (5683) | | LT |
| 2/28/00 | 600 | CIGNA CORP COM | | 8/16/01 | 53969 | 43218 | 10751 | | LT |
| 2/28/00 | 500 | ELECTRONIC DATA SYS NEW COM | | 8/16/01 | 30829 | 34703 | (3874) | | LT |
| 2/28/00 | 300 | GANNETT INC COM | | 8/16/01 | 19424 | 18497 | 927 | | LT |
| 2/28/00 | 160 | ZIMMER HLDGS INC | | 8/16/01 | 4472 | 4274 | 198 | | LT |
| 3/13/00 | 300 | AMERICAN MEDICAL SECURITY GROUP | | 8/16/01 | 1872 | 2268 | (396) | | LT |
| 4/13/00 | 700 | MCMORAN EXPLORATION CO COM | | 8/16/01 | 5459 | 9800 | (4341) | | LT |
| 8/16/00 | 1100 | LOEWS CORP COM | | 8/16/01 | 58573 | 45209 | 13364 | | LT |
| 10/26/00 | 2200 | WASTE MANAGEMENT INC COM | | 8/16/01 | 66403 | 40877 | 25526 | | ST |
| 11/2/00 | 100 | WASTE MANAGEMENT INC COM | | 8/16/01 | 3018 | 2093 | 925 | | ST |
| 12/15/00 | 200 | GANNETT INC COM | | 8/16/01 | 12950 | 12260 | 690 | | ST |
| 1/4/01 | 900 | AIR PRODS & CHEMS INC COM | | 8/16/01 | 36932 | 36684 | 248 | | ST |
| 1/25/01 | 500 | LINEAR TECHNOLOGY CORP COM | | 8/16/01 | 20890 | 30955 | (10065) | | ST |
| 1/25/01 | 300 | LINEAR TECHNOLOGY CORP COM | | 8/16/01 | 12504 | 18573 | (6069) | | ST |
| 4/26/01 | 300 | CIGNA CORP COM | | 8/16/01 | 26984 | 29988 | (3004) | | ST |
| 5/31/01 | 70 | ZIMMER HLDGS INC | | 8/16/01 | 1956 | 1920 | 36 | | ST |
| 7/26/01 | 400 | LOEWS CORP COM | | 8/16/01 | 21299 | 21641 | (342) | | ST |
| 2/28/00 | 250 | SPECTRASITE HOLDINGS INC COM | | 8/17/01 | 591 | 5422 | (4831) | | LT |
| 4/13/00 | 200 | MCMORAN EXPLORATION CO COM | | 8/17/01 | 1430 | 2800 | (1370) | | LT |
| 8/16/00 | 300 | LOEWS CORP COM | | 8/17/01 | 15934 | 12330 | 3604 | | LT |
| 2/21/01 | 1803 | CHASE COMMERCIAL MTG SECS CORP CMO SEQ | | 8/18/01 | 1803 | 1807 | (4) | | ST |
| 9/22/97 | 300 | CVS CORP COM | | 8/20/01 | 11396 | 8709 | 2687 | | LT |
| 5/8/98 | 305000 | QUEBEC PROVINCE CDA | | 8/20/01 | 327439 | 339352 | (11913) | | LT |
| 7/2/99 | 561 | NATIONSLINK FUNDING CORP CMO SEQ PYR 98-2 A1 | | 8/20/01 | 561 | 546 | 15 | | LT |
| 12/20/99 | 145000 | MORGAN STANLEY DEAN WITTER NOTES | | 8/20/01 | 150912 | 144968 | 5944 | | LT |
| 2/28/00 | 300 | SPECTRASITE HOLDINGS INC COM | | 8/20/01 | 670 | 6506 | (5836) | | LT |
| 2/28/00 | 100 | MATTHEWS INTL CORP COM | | 8/20/01 | 4401 | 2250 | 2151 | | LT |
| 3/1/00 | 55000 | MORGAN STANLEY DEAN WITTER | | 8/20/01 | 57242 | 54670 | 2572 | | LT |
| 3/13/00 | 200 | AMERICAN MEDICAL SECURITY GROUP | | 8/20/01 | 1268 | 1512 | (244) | | LT |

Tax ID #34-1595929
 Capital Gains (Losses) 2001

| Date | Acquired | Shares | Security | Date | Sold | Proceeds | Cost | Gain/ (Loss) | Length |
|----------|----------|--------|---------------------------------|---------|--------|----------|------|-----------------|--------|
| 3/15/00 | 500 | | AMERICAN MEDICAL SECURITY GROUP | 8/20/01 | 3171 | 3780 | | (609) | LT |
| 4/13/00 | 300 | | MCMORAN EXPLORATION CO COM | 8/20/01 | 2150 | 4200 | | (2050) | LT |
| 3/30/01 | 100 | | FLOWERS FOODS INC COM | 8/20/01 | 4060 | 2052 | | 2008 | ST |
| 5/2/01 | 100000 | | CITIGROUP INC NOTE | 8/20/01 | 102435 | 100917 | | 1518 | ST |
| 7/31/01 | 430000 | | FEDERAL NATL MTG ASSN MED TERM | 8/20/01 | 438669 | 438046 | | 623 | ST |
| 9/22/97 | 400 | | CVS CORP COM | 8/21/01 | 15003 | 11612 | | 3391 | LT |
| 2/28/00 | 300 | | SPECTRASITE HOLDINGS INC COM | 8/21/01 | 712 | 6506 | | (5794) | LT |
| 2/28/00 | 300 | | LANCASTER COLONY CORP COM | 8/21/01 | 9817 | 8775 | | 1042 | LT |
| 4/13/00 | 200 | | MCMORAN EXPLORATION CO COM | 8/21/01 | 1433 | 2800 | | (1367) | LT |
| 8/9/00 | 430000 | | FREDDIE MAC GLOBAL NT | 8/21/01 | 442799 | 418541 | | 24258 | LT |
| 8/18/00 | 120000 | | FREDDIE MAC GLOBAL NT | 8/21/01 | 123572 | 116716 | | 6856 | LT |
| 11/29/00 | 490000 | | FANNIE MAE CMO PAC 1999-26 KM | 8/21/01 | 497695 | 485234 | | 12461 | ST |
| 3/30/01 | 300 | | FLOWERS FOODS INC COM | 8/21/01 | 12138 | 6156 | | 5982 | ST |
| 3/14/96 | 100 | | AMERICAN INTL GROUP INC COM | 8/22/01 | 7830 | 1038 | | 6792 | LT |
| 10/16/98 | 200 | | PROVIDIAN FINANCIAL CORP | 8/22/01 | 8590 | 5204 | | 3386 | LT |
| 2/28/00 | 100 | | SPECTRASITE HOLDINGS INC COM | 8/22/01 | 238 | 2169 | | (1931) | LT |
| 2/28/00 | 300 | | LANCASTER COLONY CORP COM | 8/22/01 | 9853 | 8775 | | 1078 | LT |
| 3/3/00 | 500 | | GOLDMAN SACHS GROUP INC COM | 8/22/01 | 38360 | 49623 | | (11263) | LT |
| 4/13/00 | 500 | | MCMORAN EXPLORATION CO COM | 8/22/01 | 3686 | 7000 | | (3314) | LT |
| 9/13/00 | 1100 | | TEEKAY SHIPPING CORP COM | 8/22/01 | 38879 | 53827 | | (14948) | ST |
| 9/28/00 | 1200 | | TEEKAY SHIPPING CORP COM | 8/22/01 | 42414 | 57514 | | (15100) | ST |
| 12/11/00 | 200 | | TEEKAY SHIPPING CORP COM | 8/22/01 | 7069 | 7116 | | (47) | ST |
| 2/6/01 | 2100 | | FORD MOTOR CO COM | 8/22/01 | 42062 | 60606 | | (18544) | ST |
| 3/30/01 | 100 | | FLOWERS FOODS INC COM | 8/22/01 | 4044 | 2052 | | 1992 | ST |
| 4/23/01 | 100 | | TEEKAY SHIPPING CORP COM | 8/22/01 | 3534 | 5051 | | (1517) | ST |
| 9/22/97 | 500 | | CVS CORP COM | 8/23/01 | 18079 | 14515 | | 3564 | LT |
| 2/28/00 | 100 | | SPECTRASITE HOLDINGS INC COM | 8/23/01 | 224 | 2169 | | (1945) | LT |
| 2/28/00 | 100 | | DENTSPLY INTL INC COM | 8/23/01 | 4500 | 2483 | | 2017 | LT |
| 2/28/00 | 300 | | LANCASTER COLONY CORP COM | 8/23/01 | 9827 | 8775 | | 1052 | LT |
| 3/2/00 | 1000 | | AMERICAN MEDICAL SECURITY GROUP | 8/23/01 | 6493 | 7498 | | (1005) | LT |
| 3/15/00 | 200 | | AMERICAN MEDICAL SECURITY GROUP | 8/23/01 | 1299 | 1512 | | (213) | LT |
| 4/13/00 | 300 | | MCMORAN EXPLORATION CO COM | 8/23/01 | 2217 | 4200 | | (1983) | LT |

| Date | Acquired | Shares | Security | Date | Sold | Proceeds | Cost | Gain/ (Loss) | Length |
|-----------|----------|---------------------------------|----------|--------|--------|----------|------|-----------------|--------|
| 3/30/01 | 200 | FLOWERS FOODS INC COM | 8/23/01 | 8088 | 4104 | 3984 | ST | 3984 | |
| 7/18/01 | 300 | COSTCO WHOLESALE CORP COM | 8/23/01 | 11545 | 13187 | (1642) | LT | (1642) | |
| 2/28/00 | 150 | SPECTRASITE HOLDINGS INC COM | 8/24/01 | 337 | 3253 | (2916) | LT | (2916) | |
| 2/28/00 | 600 | NATIONAL CITY CORP COM | 8/24/01 | 19169 | 11272 | 7897 | LT | 7897 | |
| 2/28/00 | 500 | PHILIP MORRIS COS INC COM | 8/24/01 | 23600 | 10012 | 13588 | LT | 13588 | |
| 2/28/00 | 200 | DENTSPLY INTL INC COM | 8/24/01 | 9020 | 4966 | 4054 | LT | 4054 | |
| 2/28/00 | 300 | LANCASTER COLONY CORP COM | 8/24/01 | 9835 | 8775 | 1060 | LT | 1060 | |
| 2/28/00 | 100 | MATTHEWS INTL CORP COM | 8/24/01 | 4406 | 2250 | 2156 | LT | 2156 | |
| 10/3/00 | 400 | MELLON FINANCIAL CORP COM | 8/24/01 | 14601 | 19415 | (4814) | ST | (4814) | |
| 10/5/00 | 100 | MELLON FINANCIAL CORP COM | 8/24/01 | 3650 | 4854 | (1204) | ST | (1204) | |
| 3/2/01 | 200 | SOUTHRUST CORP COM | 8/24/01 | 5244 | 4433 | 811 | ST | 811 | |
| 3/5/01 | 400 | SOUTHRUST CORP COM | 8/24/01 | 10487 | 8907 | 1580 | ST | 1580 | |
| 3/7/01 | 200 | SOUTHRUST CORP COM | 8/24/01 | 5244 | 4550 | 694 | ST | 694 | |
| 5/16/01 | 900 | SARA LEE CORP COM | 8/24/01 | 19557 | 17220 | 2337 | ST | 2337 | |
| 7/18/01 | 100 | COSTCO WHOLESALE CORP COM | 8/24/01 | 3874 | 4396 | (522) | ST | (522) | |
| 7/24/01 | 100 | VICOR CORP COM | 8/24/01 | 2209 | 1762 | 447 | ST | 447 | |
| 8/2/01 | 150000 | FANNIE MAE NOTE | 8/24/01 | 151660 | 151324 | 336 | ST | 336 | |
| 4/27/01 | 1246 | FANNIE MAE POOL 572958 | 8/25/01 | 1246 | 1203 | 43 | ST | 43 | |
| 4/27/01 | 227 | FANNIE MAE POOL 577964 | 8/25/01 | 227 | 219 | 8 | ST | 8 | |
| 4/27/01 | 1131 | FANNIE MAE POOL 583133 | 8/25/01 | 1131 | 1093 | 38 | ST | 38 | |
| 9/22/97 | 200 | CVS CORP COM | 8/27/01 | 7418 | 5806 | 1612 | LT | 1612 | |
| 2/28/00 | 150 | SPECTRASITE HOLDINGS INC COM | 8/27/01 | 335 | 3253 | (2918) | LT | (2918) | |
| 2/28/00 | 200 | DENTSPLY INTL INC COM | 8/27/01 | 9017 | 4966 | 4051 | LT | 4051 | |
| 2/28/00 | 200 | LANCASTER COLONY CORP COM | 8/27/01 | 6516 | 5850 | 666 | LT | 666 | |
| 2/28/00 | 100 | MATTHEWS INTL CORP COM | 8/27/01 | 4453 | 2250 | 2203 | LT | 2203 | |
| 1/11/3/00 | 200 | NCI BUILDING SYSTEMS INC | 8/27/01 | 3164 | 3526 | (362) | ST | (362) | |
| 12/4/00 | 100 | NCI BUILDING SYSTEMS INC | 8/27/01 | 1582 | 1812 | (230) | ST | (230) | |
| 9/22/97 | 100 | CVS CORP COM | 8/28/01 | 3691 | 2903 | 788 | LT | 788 | |
| 10/7/97 | 200 | CVS CORP COM | 8/28/01 | 7383 | 5650 | 1733 | LT | 1733 | |
| 2/28/00 | 100 | LANCASTER COLONY CORP COM | 8/28/01 | 3255 | 2925 | 330 | LT | 330 | |
| 2/28/00 | 200 | LANCASTER COLONY CORP COM | 8/29/01 | 6481 | 5850 | 631 | LT | 631 | |
| 3/1/00 | 200 | AMERICAN MEDICAL SECURITY GROUP | 8/29/01 | 1348 | 1487 | (139) | LT | (139) | |

| Date | Acquired | Shares | Security |
|----------|----------|---------------------------------|----------|
| 3/2/00 | 100 | AMERICAN MEDICAL SECURITY GROUP | |
| 7/20/95 | 24000 | SOCIETY CORP | |
| 10/16/98 | 700 | PROVIDIAN FINANCIAL CORP | |
| 2/25/99 | 1600 | SCIENTIFIC ATLANTA INC COM | |
| 12/21/99 | 200 | AES CORP COM | |
| 2/16/00 | 800 | ENRON CORP COM | |
| 2/28/00 | 2000 | SYSCO CORP COM | |
| 2/28/00 | 100 | LANCASTER COLONY CORP COM | |
| 10/6/00 | 140 | ZIMMER HLDGS INC | |
| 12/4/00 | 200 | EL PASO CORPORATION COM | |
| 12/11/00 | 200 | SCIENTIFIC ATLANTA INC COM | |
| 12/19/00 | 100 | EL PASO CORPORATION COM | |
| 2/2/01 | 80 | ZIMMER HLDGS INC | |
| 2/16/01 | 1400 | SUNGARD DATA SYS INC COM | |
| 4/23/01 | 100 | SCIENTIFIC ATLANTA INC COM | |
| 4/23/01 | 10 | ZIMMER HLDGS INC | |
| 4/27/01 | 600 | SCIENTIFIC ATLANTA INC COM | |
| 12/8/99 | 100 | AES CORP COM | |
| 12/21/99 | 400 | AES CORP COM | |
| 2/16/00 | 100 | ENRON CORP COM | |
| 2/28/00 | 200 | LANCASTER COLONY CORP COM | |
| 3/17/00 | 300 | ENRON CORP COM | |
| 3/17/00 | 200 | ENRON CORP COM | |
| 12/4/00 | 200 | EL PASO CORPORATION COM | |
| 12/5/00 | 200 | EL PASO CORPORATION COM | |
| 10/21/98 | 300 | PROVIDIAN FINANCIAL CORP | |
| 10/29/98 | 600 | PROVIDIAN FINANCIAL CORP | |
| 12/8/99 | 200 | AES CORP COM | |
| 2/24/00 | 400 | ENRON CORP COM | |
| 2/28/00 | 200 | LANCASTER COLONY CORP COM | |
| 2/28/00 | 100 | MATTHEWS INTL CORP COM | |
| 3/14/96 | 400 | AMERICAN INTL GROUP INC COM | |

| Date | Sold | Proceeds | Cost | Gain/ (Loss) | Length |
|---------|---------|----------|--------|-----------------|---------|
| 8/29/01 | 674 | 247728 | 254131 | 750 | (76) |
| 8/30/01 | 8/30/01 | 25488 | 18214 | 7274 | (6403) |
| 8/30/01 | 8/30/01 | 32092 | 25348 | 6744 | LT |
| 8/30/01 | 8/30/01 | 6532 | 6854 | (322) | LT |
| 8/30/01 | 8/30/01 | 28345 | 55799 | 27454 | (27454) |
| 8/30/01 | 8/30/01 | 55456 | 31894 | 23562 | LT |
| 8/30/01 | 8/30/01 | 3229 | 2925 | 304 | LT |
| 8/30/01 | 8/30/01 | 3757 | 3980 | (223) | ST |
| 8/30/01 | 8/30/01 | 9839 | 13305 | (3466) | ST |
| 8/30/01 | 8/30/01 | 4012 | 10816 | (6804) | ST |
| 8/30/01 | 8/30/01 | 4920 | 6688 | (1768) | ST |
| 8/30/01 | 8/30/01 | 2147 | 2351 | (204) | ST |
| 8/30/01 | 8/30/01 | 33082 | 39839 | (6757) | ST |
| 8/30/01 | 8/30/01 | 2006 | 5928 | (3922) | ST |
| 8/30/01 | 8/30/01 | 268 | 284 | (16) | ST |
| 8/30/01 | 8/30/01 | 12035 | 32954 | (20919) | ST |
| 8/31/01 | 8/31/01 | 3304 | 3043 | 261 | LT |
| 8/31/01 | 8/31/01 | 13217 | 13708 | (491) | LT |
| 8/31/01 | 8/31/01 | 3500 | 6975 | (3475) | LT |
| 8/31/01 | 8/31/01 | 6470 | 5850 | 620 | LT |
| 8/31/01 | 8/31/01 | 10499 | 20437 | (9938) | LT |
| 8/31/01 | 8/31/01 | 9686 | 13625 | (6639) | ST |
| 8/31/01 | 8/31/01 | 9694 | 13305 | (3611) | ST |
| 8/31/01 | 8/31/01 | 9694 | 13281 | (3587) | LT |
| 9/4/01 | 9/4/01 | 9951 | 7476 | 2475 | LT |
| 9/4/01 | 9/4/01 | 19901 | 15012 | 4889 | LT |
| 9/4/01 | 9/4/01 | 6542 | 6085 | 457 | LT |
| 9/4/01 | 9/4/01 | 14047 | 26693 | (12646) | LT |
| 9/4/01 | 9/4/01 | 6564 | 5850 | 714 | LT |
| 9/4/01 | 9/4/01 | 2239 | 1125 | 1114 | LT |
| 9/5/01 | 9/5/01 | 29999 | 4152 | 25847 | LT |

| Date | Acquired | Shares | Security | Sold | Proceeds | Cost | Gain/ (Loss) | Length |
|----------|----------|--------------------------------|----------|--------|----------|-------|-----------------|--------|
| 10/21/98 | 300 | PROVIDIAN FINANCIAL CORP | 8740 | 9/5/01 | 8740 | 7476 | 1264 | LT |
| 11/8/99 | 2400 | SUN MICROSYSTEMS INC COM | 25497 | 9/5/01 | 25497 | 70580 | (45083) | LT |
| 11/16/99 | 400 | SUN MICROSYSTEMS INC COM | 4249 | 9/5/01 | 4249 | 12175 | (7926) | LT |
| 12/8/99 | 200 | AES CORP COM | 6180 | 9/5/01 | 6180 | 6085 | 95 | LT |
| 2/18/00 | 800 | NOKIA CORP SPONS ADR | 11146 | 9/5/01 | 11146 | 39037 | (27891) | LT |
| 2/18/00 | 1300 | DEVON ENERGY CORP COM | 54795 | 9/5/01 | 54795 | 50127 | 4668 | LT |
| 2/28/00 | 100 | LANCASTER COLONY CORP COM | 3259 | 9/5/01 | 3259 | 2925 | 334 | LT |
| 3/17/00 | 300 | NOKIA CORP SPONS ADR | 4180 | 9/5/01 | 4180 | 14990 | (10810) | ST |
| 9/26/00 | 200 | MBNA CORP COM | 6297 | 9/5/01 | 6297 | 7797 | (1500) | ST |
| 10/4/00 | 400 | MELLON FINANCIAL CORP COM | 13569 | 9/5/01 | 13569 | 19404 | (5835) | ST |
| 12/14/00 | 100 | EL PASO CORPORATION COM | 4985 | 9/5/01 | 4985 | 6639 | (1654) | ST |
| 4/18/01 | 800 | HOUSEHOLD INTL INC COM | 45422 | 9/5/01 | 45422 | 50839 | (5417) | ST |
| 4/23/01 | 100 | DEVON ENERGY CORP COM | 4215 | 9/5/01 | 4215 | 5663 | (1448) | ST |
| 4/23/01 | 100 | HOUSEHOLD INTL INC COM | 5678 | 9/5/01 | 5678 | 6248 | (570) | ST |
| 4/23/01 | 200 | SUN MICROSYSTEMS INC COM | 2125 | 9/5/01 | 2125 | 3602 | (1477) | ST |
| 4/27/01 | 3700 | SUN MICROSYSTEMS INC COM | 39307 | 9/5/01 | 39307 | 61512 | (22205) | ST |
| 5/3/01 | 300 | ADVANCED MICRO DEVICES INC COM | 3599 | 9/5/01 | 3599 | 9653 | (6054) | ST |
| 5/4/01 | 600 | ADVANCED MICRO DEVICES INC COM | 7197 | 9/5/01 | 7197 | 18483 | (11286) | ST |
| 5/9/01 | 800 | ADVANCED MICRO DEVICES INC COM | 9597 | 9/5/01 | 9597 | 23187 | (13590) | ST |
| 5/9/01 | 400 | NOKIA CORP SPONS ADR | 5573 | 9/5/01 | 5573 | 12759 | (7186) | ST |
| 5/22/01 | 200 | TYCO INTL LTD NEW COM | 9863 | 9/5/01 | 9863 | 11816 | (1953) | ST |
| 7/20/01 | 400 | MBNA CORP COM | 12594 | 9/5/01 | 12594 | 13908 | (1314) | LT |
| 3/4/96 | 100 | INTEL CORP COM | 2633 | 9/6/01 | 2633 | 697 | 1936 | LT |
| 10/16/98 | 200 | INTEL CORP COM | 5265 | 9/6/01 | 5265 | 4253 | 1012 | LT |
| 2/11/99 | 700 | BELLSOUTH CORP COM | 26584 | 9/6/01 | 26584 | 31463 | (4879) | LT |
| 2/8/00 | 1400 | SCHERING PLOUGH CORP COM | 53513 | 9/6/01 | 53513 | 65091 | (11578) | LT |
| 2/28/00 | 600 | PHILIP MORRIS COS INC COM | 29044 | 9/6/01 | 29044 | 12015 | 17029 | LT |
| 12/6/00 | 100 | EL PASO CORPORATION COM | 4991 | 9/6/01 | 4991 | 6633 | (1642) | ST |
| 12/14/00 | 100 | EL PASO CORPORATION COM | 4991 | 9/6/01 | 4991 | 6639 | (1648) | ST |
| 1/4/01 | 1100 | AIR PRODS & CHEMS INC COM | 46330 | 9/6/01 | 46330 | 44836 | 1494 | ST |
| 2/11/01 | 500 | LOCKHEED MARTIN CORP COM | 19804 | 9/6/01 | 19804 | 17534 | 2270 | ST |
| 4/19/01 | 100 | NOKIA CORP SPONS ADR | 1308 | 9/6/01 | 1308 | 2985 | (1677) | ST |

| Date | Acquired | Shares | Security | Date | Sold | Proceeds | Cost | Gain/ (Loss) | Length |
|----------|----------|--|----------|-------|-------|----------|------|-----------------|--------|
| 4/23/01 | 100 | AMERICAN INTL GROUP INC COM | 9/6/01 | 7511 | 7836 | (325) | 64 | ST | |
| 4/23/01 | 100 | SCHERING PLOUGH CORP COM | 9/6/01 | 3822 | 3758 | 64 | ST | | |
| 5/9/01 | 400 | NOKIA CORP SPONS ADR | 9/6/01 | 5231 | 12759 | (7528) | 64 | ST | |
| 5/23/01 | 700 | CELESTICA INC FGN COM | 9/6/01 | 20229 | 41650 | (21421) | 64 | ST | |
| 5/31/01 | 600 | CELESTICA INC FGN COM | 9/6/01 | 17339 | 30436 | (13097) | 64 | ST | |
| 6/20/01 | 200 | COSTCO WHOLESALE CORP COM | 9/6/01 | 6978 | 8591 | (1613) | 64 | ST | |
| 6/21/01 | 300 | COSTCO WHOLESALE CORP COM | 9/6/01 | 10467 | 13034 | (2567) | 64 | ST | |
| 6/26/01 | 600 | AMERICAN INTL GROUP INC COM | 9/6/01 | 45065 | 50417 | (5352) | 64 | ST | |
| 7/26/01 | 1300 | BURLINGTON RESOURCES INC COM | 9/6/01 | 49476 | 55192 | (5716) | 64 | ST | |
| 2/28/00 | 100 | LANCASTER COLONY CORP COM | 9/7/01 | 3205 | 2925 | 280 | LT | | |
| 4/11/01 | 600 | AMERICREDIT CORP COM | 9/7/01 | 25317 | 21921 | 3396 | ST | | |
| 4/23/01 | 100 | AMERICREDIT CORP COM | 9/7/01 | 4220 | 4281 | (61) | ST | | |
| 5/24/01 | 352 | CNA FINANCIAL CORP RIGHTS EXP | 9/7/01 | 367 | 1 | 366 | ST | | |
| 5/25/01 | 44 | CNA FINANCIAL CORP RIGHTS EXP | 9/7/01 | 46 | 1 | 45 | ST | | |
| 5/29/01 | 88 | CNA FINANCIAL CORP RIGHTS EXP | 9/7/01 | 92 | 1 | 91 | ST | | |
| 11/15/99 | 600 | AES CORP COM | 9/10/01 | 16396 | 17635 | (1239) | LT | | |
| 12/8/99 | 100 | AES CORP COM | 9/10/01 | 2733 | 3043 | (310) | LT | | |
| 8/28/00 | 789 | LB COMMERCIAL CONDUIT MTG TR CMO SEQ PYR | 9/15/01 | 789 | 787 | 2 | LT | | |
| 2/21/01 | 3910 | BEAR STEARNS COML MTG SECS INC CMO SEQ | 9/15/01 | 3910 | 4009 | (99) | ST | | |
| 2/21/01 | 737 | GE CAP COMMERCIAL MTG CORP CMO SEQ PYR | 9/15/01 | 737 | 741 | (4) | ST | | |
| 2/21/01 | 1190 | GOVERNMENT NATL MTG ASSN POOL 557280 | 9/15/01 | 1190 | 1187 | 3 | ST | | |
| 2/21/01 | 11726 | MORGAN STANLEY CAPITAL I INC CMO SEQ | 9/15/01 | 11726 | 11885 | (159) | ST | | |
| 4/17/01 | 2399 | GOVERNMENT NATL MTG ASSN POOL 424068 | 9/15/01 | 2399 | 2393 | 6 | ST | | |
| 4/17/01 | 1596 | GOVERNMENT NATL MTG ASSN POOL 474774 | 9/15/01 | 1596 | 1551 | 45 | ST | | |
| 4/17/01 | 233 | GOVERNMENT NATL MTG ASSN POOL | 9/15/01 | 233 | 226 | 7 | ST | | |
| 4/17/01 | 4317 | GOVERNMENT NATL MTG ASSN POOL 497445 | 9/15/01 | 4317 | 4194 | 123 | ST | | |
| 4/17/01 | 291 | GOVERNMENT NATL MTG ASSN POOL | 9/15/01 | 291 | 290 | 1 | ST | | |
| 2/28/00 | 100 | BRADY CORP COM CL A | 9/17/01 | 3200 | 2506 | 694 | LT | | |
| 4/13/00 | 100 | MC MORAN EXPLORATION CO COM | 9/17/01 | 675 | 1400 | (725) | LT | | |
| 2/2/01 | 200 | TUCKER ANTHONY SUTRO CORP COM | 9/17/01 | 4718 | 4808 | (90) | ST | | |
| 2/20/01 | 100 | TUCKER ANTHONY SUTRO CORP COM | 9/17/01 | 2359 | 2405 | (46) | ST | | |
| 2/28/00 | 100 | BRADY CORP COM CL A | 9/18/01 | 3176 | 2506 | 670 | LT | | |

| Date | Acquired | Shares | Security | Date | Sold | Proceeds | Cost | Gain/ (Loss) | Length |
|----------|----------|--------|--|---------|-------|----------|-------|-----------------|--------|
| 4/13/00 | 200 | | MCMORAN EXPLORATION CO COM | 9/18/01 | 1271 | 2800 | 2800 | (1529) | LT |
| 12/7/00 | 200 | | EL PASO CORPORATION COM | 9/18/01 | 9142 | 12994 | 12994 | (3852) | ST |
| 2/2/01 | 200 | | TUCKER ANTHONY SUTRO CORP COM | 9/18/01 | 4717 | 4808 | 4808 | (91) | ST |
| 2/7/01 | 200 | | TUCKER ANTHONY SUTRO CORP COM | 9/18/01 | 4717 | 4803 | 4803 | (86) | ST |
| 4/27/01 | 1814 | | CHASE COMMERCIAL MTG SECS CORP CMO SEQ | 9/18/01 | 1814 | 1818 | 1818 | (4) | ST |
| 2/28/00 | 100 | | BRADY CORP COM CL A | 9/19/01 | 3121 | 2506 | 2506 | 615 | LT |
| 3/1/00 | 100 | | EMS TECHNOLOGIES INC COM | 9/19/01 | 1631 | 2363 | 2800 | (732) | LT |
| 4/13/00 | 200 | | MCMORAN EXPLORATION CO COM | 9/19/01 | 1150 | 2800 | 2800 | (1650) | LT |
| 6/7/00 | 2400 | | SYSCO CORP COM | 9/19/01 | 58522 | 51384 | 51384 | 7138 | LT |
| 6/19/00 | 105 | | WEBMETHODS INC COM | 9/19/01 | 851 | 13356 | 13356 | (12505) | LT |
| 6/20/00 | 53 | | WEBMETHODS INC COM | 9/19/01 | 430 | 7310 | 7310 | (6880) | LT |
| 6/21/00 | 52 | | WEBMETHODS INC COM | 9/19/01 | 422 | 7731 | 7731 | (7309) | LT |
| 7/31/00 | 53 | | WEBMETHODS INC COM | 9/19/01 | 430 | 5527 | 5527 | (5097) | LT |
| 8/1/00 | 53 | | WEBMETHODS INC COM | 9/19/01 | 430 | 5780 | 5780 | (5350) | LT |
| 8/2/00 | 52 | | WEBMETHODS INC COM | 9/19/01 | 422 | 5683 | 5455 | (5261) | LT |
| 8/3/00 | 53 | | WEBMETHODS INC COM | 9/19/01 | 430 | 5455 | 5455 | (5025) | LT |
| 8/4/00 | 106 | | WEBMETHODS INC COM | 9/19/01 | 859 | 11459 | 11459 | (10600) | LT |
| 8/23/00 | 1800 | | SYSCO CORP COM | 9/19/01 | 43892 | 39888 | 39888 | 4004 | LT |
| 12/8/00 | 100 | | EL PASO CORPORATION COM | 9/19/01 | 4438 | 6470 | 6470 | (2032) | ST |
| 1/25/01 | 100 | | EL PASO CORPORATION COM | 9/19/01 | 4438 | 6319 | 6319 | (1881) | ST |
| 4/19/01 | 1600 | | BANK NEW YORK INC COM | 9/19/01 | 48361 | 84407 | 84407 | (36046) | ST |
| 4/20/01 | 3100 | | ORACLE CORP COM | 9/19/01 | 32972 | 62248 | 62248 | (29276) | ST |
| 4/23/01 | 100 | | BANK NEW YORK INC COM | 9/19/01 | 3023 | 5156 | 5156 | (2133) | ST |
| 5/31/01 | 900 | | VIACOM INCORPORATED CL B | 9/19/01 | 27596 | 51912 | 51912 | (24316) | ST |
| 6/18/01 | 300 | | ELAN PLC ADR | 9/19/01 | 12947 | 18729 | 18729 | (5782) | ST |
| 7/5/01 | 400 | | CENDANT CORPORATION COM | 9/19/01 | 4983 | 8379 | 8379 | (3396) | ST |
| 7/26/01 | 1000 | | ORACLE CORP COM | 9/19/01 | 10636 | 19000 | 19000 | (8364) | ST |
| 7/2/99 | 565 | | NATIONSLINK FUNDING CORP CMO SEQ PYR 98-2 A1 | 9/20/01 | 565 | 549 | 549 | 16 | LT |
| 4/13/00 | 300 | | MCMORAN EXPLORATION CO COM | 9/20/01 | 1664 | 4200 | 4200 | (2536) | LT |
| 10/20/00 | 800 | | HONEYWELL INTERNATIONAL INC COM | 9/20/01 | 19551 | 34181 | 34181 | (14630) | ST |
| 4/23/01 | 100 | | HONEYWELL INTERNATIONAL INC COM | 9/20/01 | 2444 | 4604 | 4604 | (2160) | ST |
| 5/16/01 | 2 | | AMERICAN INTL GROUP INC COM | 9/20/01 | 13 | 16 | 16 | (3) | ST |

| Date | Acured | Shares | Security | Date | Sold | Proceeds | Cost | Gain/ (Loss) | Length |
|----------|--------|--------|----------------------------------|---------|-------|----------|-------|-----------------|--------|
| 6/21/01 | 1700 | | ANNAYLOR STORES CORP COM | 9/20/01 | 40681 | 64244 | 64244 | (23563) | ST |
| 2/28/00 | 500 | | LANCASTER COLONY CORP COM | 9/21/01 | 12960 | 14625 | 14625 | (1665) | LT |
| 4/13/00 | 1600 | | MCMORAN EXPLORATION CO COM | 9/21/01 | 8521 | 22400 | 22400 | (13879) | LT |
| 8/24/00 | 1200 | | UNITED DOMINION REALTY TR INC | 9/21/01 | 16749 | 13520 | 13520 | 3229 | LT |
| 2/9/01 | 200 | | TUCKER ANTHONY SUTRO CORP COM | 9/21/01 | 4685 | 4798 | 4798 | (113) | ST |
| 2/12/01 | 300 | | TUCKER ANTHONY SUTRO CORP COM | 9/21/01 | 7027 | 7203 | 7203 | (176) | ST |
| 6/6/01 | 1000 | | TERADYNE INC COM | 9/21/01 | 19590 | 42912 | 42912 | (23322) | ST |
| 6/28/01 | 800 | | TERADYNE INC COM | 9/21/01 | 15672 | 28105 | 28105 | (12433) | ST |
| 7/5/01 | 2600 | | CENDANT CORPORATION COM | 9/21/01 | 28835 | 54466 | 54466 | (25631) | ST |
| 4/13/00 | 100 | | MCMORAN EXPLORATION CO COM | 9/24/01 | 518 | 1400 | 1400 | (882) | LT |
| 5/2/00 | 1000 | | CANADIAN PAC LTD FGN COM | 9/24/01 | 30836 | 24500 | 24500 | 6336 | LT |
| 5/12/00 | 200 | | MCMORAN EXPLORATION CO COM | 9/24/01 | 1037 | 2505 | 2505 | (1468) | LT |
| 8/24/00 | 200 | | UNITED DOMINION REALTY TR INC | 9/24/01 | 2812 | 2253 | 2253 | 559 | LT |
| 8/24/00 | 200 | | UNITED DOMINION REALTY TR INC | 9/24/01 | 2798 | 2253 | 2253 | 545 | LT |
| 2/6/01 | 100 | | TUCKER ANTHONY SUTRO CORP COM | 9/24/01 | 2359 | 2366 | 2366 | (7) | ST |
| 2/12/01 | 200 | | TUCKER ANTHONY SUTRO CORP COM | 9/24/01 | 4719 | 4722 | 4722 | (3) | ST |
| 2/22/01 | 200 | | TUCKER ANTHONY SUTRO CORP COM | 9/24/01 | 4719 | 4774 | 4774 | (55) | ST |
| 2/28/00 | 1800 | | MCLEODUSA INC COM | 9/25/01 | 810 | 50438 | 50438 | (49628) | LT |
| 2/28/00 | 100 | | LANCASTER COLONY CORP COM | 9/25/01 | 2780 | 2925 | 2925 | (145) | LT |
| 3/1/00 | 300 | | MCLEODUSA INC COM | 9/25/01 | 135 | 8906 | 8906 | (8771) | LT |
| 3/14/00 | 100 | | LANCASTER COLONY CORP COM | 9/25/01 | 2780 | 2700 | 2700 | 80 | LT |
| 5/2/00 | 800 | | CANADIAN PAC LTD FGN COM | 9/25/01 | 24827 | 19600 | 19600 | 5227 | LT |
| 5/12/00 | 700 | | MCMORAN EXPLORATION CO COM | 9/25/01 | 3431 | 8768 | 8768 | (5337) | LT |
| 8/24/00 | 700 | | UNITED DOMINION REALTY TR INC | 9/25/01 | 9772 | 7887 | 7887 | 1885 | LT |
| 10/19/00 | 300 | | RENAL CARE GROUP INC COM | 9/25/01 | 9185 | 6465 | 6465 | 2720 | ST |
| 10/20/00 | 100 | | RENAL CARE GROUP INC COM | 9/25/01 | 3062 | 2150 | 2150 | 912 | ST |
| 11/1/00 | 100 | | RENAL CARE GROUP INC COM | 9/25/01 | 3062 | 2146 | 2146 | 916 | ST |
| 11/10/00 | 100 | | RENAL CARE GROUP INC COM | 9/25/01 | 3062 | 2150 | 2150 | 912 | ST |
| 1/25/01 | 300 | | TIME WARNER TELECOM INC COM CL A | 9/25/01 | 2946 | 22013 | 22013 | (19067) | ST |
| 2/12/01 | 100 | | TUCKER ANTHONY SUTRO CORP COM | 9/25/01 | 2364 | 2361 | 2361 | 3 | ST |
| 2/23/01 | 500 | | TUCKER ANTHONY SUTRO CORP COM | 9/25/01 | 11822 | 11705 | 11705 | 117 | ST |
| 4/20/01 | 200 | | TIME WARNER TELECOM INC COM CL A | 9/25/01 | 1964 | 9074 | 9074 | (7110) | ST |

| Date | Acquired | Shares | Security | Date | Sold | Proceeds | Cost | Gain/ (Loss) | Length |
|----------|----------|----------------------------------|----------|-------|-------|----------|------|-----------------|--------|
| 4/23/01 | 100 | TIME WARNER TELECOM INC COM CL A | 9/25/01 | 982 | 4418 | (3436) | ST | 40 | ST |
| 4/27/01 | 1163 | FANNIE MAE POOL 572958 | 9/25/01 | 1163 | 1123 | 40 | ST | 7 | ST |
| 4/27/01 | 198 | FANNIE MAE POOL 577964 | 9/25/01 | 198 | 191 | 7 | ST | 39 | ST |
| 4/27/01 | 1151 | FANNIE MAE POOL 583133 | 9/25/01 | 1151 | 1112 | 39 | ST | 560 | ST |
| 11/10/01 | 200 | LANCASTER COLONY CORP COM | 9/26/01 | 5210 | 5000 | (6063) | LT | (18766) | LT |
| 11/15/99 | 800 | AES CORP COM | 9/26/01 | 15631 | 34397 | (13094) | LT | (38743) | LT |
| 2/28/00 | 1400 | MCLEODUSA INC COM | 9/26/01 | 10420 | 23514 | (13094) | LT | 7045 | LT |
| 2/28/00 | 900 | STATEN ISLAND BANCORP INC COM | 9/26/01 | 486 | 39229 | (38743) | LT | 595 | LT |
| 5/2/00 | 100 | CANADIAN PAC LTD FGN COM | 9/26/01 | 21612 | 14567 | 7045 | LT | (1454) | LT |
| 5/10/00 | 200 | MCMORAN EXPLORATION CO COM | 9/26/01 | 3045 | 2450 | 595 | LT | (2970) | LT |
| 5/12/00 | 400 | MCMORAN EXPLORATION CO COM | 9/26/01 | 1020 | 2474 | (1454) | LT | 10284 | LT |
| 7/7/00 | 100 | STORAGE NETWORKS INC COM | 9/26/01 | 424 | 10284 | (9860) | LT | 1125 | LT |
| 7/11/00 | 100 | STORAGE NETWORKS INC COM | 9/26/01 | 424 | 10648 | (10224) | LT | 4499 | LT |
| 7/13/00 | 100 | STORAGE NETWORKS INC COM | 9/26/01 | 424 | 11286 | (10862) | LT | 1127 | LT |
| 8/24/00 | 100 | UNITED DOMINION REALTY TR INC | 9/26/01 | 1396 | 1127 | 269 | LT | 1125 | LT |
| 8/24/00 | 400 | UNITED DOMINION REALTY TR INC | 9/26/01 | 5585 | 4499 | 1086 | LT | 1125 | LT |
| 8/24/00 | 100 | UNITED DOMINION REALTY TR INC | 9/26/01 | 1405 | 1125 | 280 | LT | 4499 | LT |
| 8/25/00 | 400 | UNITED DOMINION REALTY TR INC | 9/26/01 | 5622 | 4499 | 1123 | LT | 6330 | ST |
| 10/26/00 | 300 | RENAL CARE GROUP INC COM | 9/26/01 | 9368 | 6330 | 3038 | ST | 4292 | ST |
| 11/11/00 | 200 | RENAL CARE GROUP INC COM | 9/26/01 | 6245 | 4292 | 1953 | ST | 5000 | ST |
| 11/21/00 | 300 | STORAGE NETWORKS INC COM | 9/26/01 | 1271 | 10163 | (8892) | ST | 7986 | ST |
| 12/29/00 | 300 | STORAGE NETWORKS INC COM | 9/26/01 | 1271 | 1271 | (6715) | ST | 20944 | ST |
| 3/8/01 | 900 | TUCKER ANTHONY SUTRO CORP COM | 9/26/01 | 21288 | 20944 | 344 | ST | 6932 | ST |
| 3/9/01 | 300 | TUCKER ANTHONY SUTRO CORP COM | 9/26/01 | 7096 | 7096 | 164 | ST | 11208 | LT |
| 2/28/00 | 400 | MCLEODUSA INC COM | 9/27/01 | 112 | 11208 | (11096) | LT | 3237 | LT |
| 2/28/00 | 200 | STATEN ISLAND BANCORP INC COM | 9/27/01 | 4824 | 3237 | 1587 | LT | 7350 | LT |
| 5/2/00 | 300 | CANADIAN PAC LTD FGN COM | 9/27/01 | 9158 | 7350 | 1808 | LT | 3711 | LT |
| 5/10/00 | 300 | MCMORAN EXPLORATION CO COM | 9/27/01 | 1606 | 1606 | (2105) | LT | 14622 | LT |
| 8/25/00 | 1300 | UNITED DOMINION REALTY TR INC | 9/27/01 | 18309 | 14622 | 3687 | LT | | |

| Date | Acquired | Shares | Security | Date | Sold | Proceeds | Cost | Gain/ (Loss) | Length |
|----------|---|--------|----------|---------|--------|----------|---------|-----------------|--------|
| 11/10/00 | 100 LANCASTER COLONY CORP COM | | | 9/27/01 | 2802 | 2500 | 302 | 302 | ST |
| 11/13/00 | 100 LANCASTER COLONY CORP COM | | | 9/27/01 | 2365 | 1902 | 463 | 463 | ST |
| 3/27/01 | 100 TUCKER ANTHONY SUTRO CORP COM | | | 9/27/01 | 4729 | 3964 | 765 | 765 | ST |
| 4/25/01 | 200 TUCKER ANTHONY SUTRO CORP COM | | | 9/27/01 | 2447 | 3977 | (1530) | (1530) | ST |
| 5/24/01 | 100 CNA FINL CORP COM | | | 9/27/01 | 9787 | 16011 | (6224) | (6224) | ST |
| 6/5/01 | 5000 HARRAHS OPERATING CO INC SENIOR | | | 9/27/01 | 49341 | 51596 | (2255) | (2255) | ST |
| 2/28/00 | 800 HARMAN INTL INDS INC COM | | | 9/28/01 | 26805 | 23624 | 3181 | 3181 | LT |
| 5/2/00 | 100 CANADIAN PAC LTD FGN COM | | | 9/28/01 | 3066 | 2450 | 616 | 616 | LT |
| 5/10/00 | 700 MCMORAN EXPLORATION CO COM | | | 9/28/01 | 3758 | 8660 | (4902) | (4902) | LT |
| 8/25/00 | 100 UNITED DOMINION REALTY TR INC | | | 9/28/01 | 1418 | 1125 | 293 | 293 | LT |
| 8/28/00 | 200 UNITED DOMINION REALTY TR INC | | | 9/28/01 | 2837 | 2250 | 587 | 587 | LT |
| 8/28/00 | 1000 UNITED DOMINION REALTY TR INC | | | 9/28/01 | 14184 | 11185 | 2999 | 2999 | LT |
| 8/29/00 | 200 UNITED DOMINION REALTY TR INC | | | 9/28/01 | 2837 | 2237 | 600 | 600 | LT |
| 11/13/00 | 100 LANCASTER COLONY CORP COM | | | 9/28/01 | 2832 | 2500 | 332 | 332 | ST |
| 11/14/00 | 100 LANCASTER COLONY CORP COM | | | 9/28/01 | 2832 | 2485 | 347 | 347 | ST |
| 3/27/01 | 400 TUCKER ANTHONY SUTRO CORP COM | | | 9/28/01 | 9500 | 7608 | 1892 | 1892 | ST |
| 4/24/01 | 200 TUCKER ANTHONY SUTRO CORP COM | | | 9/28/01 | 4750 | 3778 | 972 | 972 | ST |
| 5/24/01 | 1500 CNA FINL CORP COM | | | 9/28/01 | 36689 | 59648 | (22959) | (22959) | ST |
| 5/25/01 | 200 CNA FINL CORP COM | | | 9/28/01 | 4892 | 7935 | (3043) | (3043) | ST |
| 2/28/00 | 300 HARMAN INTL INDS INC COM | | | 10/1/01 | 9754 | 8859 | 895 | 895 | LT |
| 10/4/00 | 200 MELLON FINANCIAL CORP COM | | | 10/1/01 | 6326 | 9702 | (3376) | (3376) | ST |
| 11/14/00 | 300 LANCASTER COLONY CORP COM | | | 10/1/01 | 8310 | 7456 | 854 | 854 | ST |
| 8/23/00 | 1200 UNITED DOMINION REALTY TR INC | | | 10/2/01 | 17067 | 13416 | 3651 | 3651 | LT |
| 11/14/00 | 100 LANCASTER COLONY CORP COM | | | 10/2/01 | 2864 | 2485 | 379 | 379 | ST |
| 4/17/01 | 651559 GOVERNMENT NATL MTG ASSN POOL 424068 | | | 10/2/01 | 668051 | 650032 | 18019 | 18019 | ST |
| 4/17/01 | 58071 GOVERNMENT NATL MTG ASSN POOL 474774 | | | 10/2/01 | 58380 | 56420 | 1960 | 1960 | ST |
| 4/17/01 | 190744 GOVERNMENT NATL MTG ASSN POOL 494244 | | | 10/2/01 | 191757 | 185319 | 6438 | 6438 | ST |
| 4/17/01 | 225529 GOVERNMENT NATL MTG ASSN POOL 497445 | | | 10/2/01 | 226727 | 219115 | 7612 | 7612 | ST |
| 4/17/01 | 78197 GOVERNMENT NATL MTG ASSN POOL 545144 | | | 10/2/01 | 80176 | 78013 | 2163 | 2163 | ST |
| 4/17/01 | 270344 GOVERNMENT NATL MTG ASSN POOL 557280 | | | 10/2/01 | 277187 | 269711 | 7476 | 7476 | ST |

| Date | Acquired | Shares | Security | Date | Sold | Proceeds | Cost | Gain/ (Loss) | Length |
|---------|----------|--------------------------|--------------|---------|--------|----------|---------|-----------------|--------|
| 4/17/01 | 56298 | GOVERNMENT NATL MTG ASSN | POOL 557280 | 10/2/01 | 57223 | 56166 | 1557 | ST | |
| 4/18/01 | 300 | MELTON FINANCIAL CORP | COM | 10/2/01 | 9585 | 12775 | (3190) | ST | |
| 4/27/01 | 801117 | FANNIE MAE | POOL 572958 | 10/2/01 | 800241 | 773829 | 26412 | ST | |
| 4/27/01 | 198983 | FANNIE MAE | POOL 577964 | 10/2/01 | 198765 | 192205 | 6560 | ST | |
| 4/27/01 | 800001 | FANNIE MAE | POOL 583133 | 10/2/01 | 799126 | 772751 | 26375 | ST | |
| 2/28/00 | 300 | HARMAN INTL INDS | INC COM | 10/3/01 | 9847 | 8859 | 988 | LT | |
| 5/10/00 | 100 | MCMORAN EXPLORATION | CO COM | 10/3/01 | 494 | 1237 | (743) | LT | |
| 6/14/00 | 600 | BAXTER INTL | INC COM | 10/3/01 | 31161 | 20496 | 10665 | LT | |
| 4/11/01 | 800 | BAXTER INTL | INC COM | 10/3/01 | 41548 | 35372 | 6176 | ST | |
| 2/28/00 | 300 | BECKMAN COULTER | INC COM | 10/4/01 | 13426 | 7143 | 6283 | LT | |
| 2/28/00 | 700 | HARMAN INTL INDS | INC COM | 10/4/01 | 23439 | 20671 | 2768 | LT | |
| 5/10/00 | 100 | MCMORAN EXPLORATION | CO COM | 10/4/01 | 495 | 1237 | (742) | LT | |
| 8/23/00 | 600 | UNITED DOMINION REALTY | TR INC | 10/4/01 | 8490 | 6708 | 1782 | LT | |
| 2/28/00 | 700 | IMPERIAL OIL LTD FGN | COM | 10/5/01 | 18627 | 13524 | 5103 | LT | |
| 2/28/00 | 500 | JOHNSON & JOHNSON | COM | 10/5/01 | 27339 | 18012 | 9327 | LT | |
| 2/28/00 | 200 | TXU CORP | COM | 10/5/01 | 9852 | 6385 | 3467 | LT | |
| 2/28/00 | 300 | UNITEDHEALTH GROUP | INC COM | 10/5/01 | 20426 | 7655 | 12771 | LT | |
| 2/28/00 | 500 | BECKMAN COULTER | INC COM | 10/5/01 | 21785 | 11906 | 9879 | LT | |
| 2/28/00 | 400 | BECKMAN COULTER | INC COM | 10/5/01 | 17648 | 9525 | 8123 | LT | |
| 2/28/00 | 400 | HARMAN INTL INDS | INC COM | 10/5/01 | 13206 | 11812 | 1394 | LT | |
| 3/23/00 | 100 | BANTA CORP | COM | 10/5/01 | 2829 | 1903 | 926 | LT | |
| 3/24/00 | 100 | BANTA CORP | COM | 10/5/01 | 2829 | 1900 | 929 | LT | |
| 4/11/00 | 300 | TXU CORP | COM | 10/5/01 | 14778 | 9416 | 5362 | LT | |
| 6/2/00 | 500 | QUALCOM INC | COM | 10/5/01 | 19759 | 35406 | (15647) | LT | |
| 1/9/01 | 300 | GOLDEN WEST FINL | CORP DEL COM | 10/5/01 | 16884 | 16169 | 715 | ST | |
| 2/8/01 | 300 | JOHNSON & JOHNSON | COM | 10/5/01 | 16403 | 14202 | 2201 | ST | |
| 4/26/01 | 500 | QUALCOM INC | COM | 10/5/01 | 19759 | 29350 | (9591) | ST | |
| 4/27/01 | 200 | MELTON FINANCIAL | CORP COM | 10/5/01 | 6244 | 8322 | (2078) | ST | |
| 5/2/01 | 300 | MELTON FINANCIAL | CORP COM | 10/5/01 | 9366 | 12543 | (3177) | ST | |
| 7/26/01 | 800 | HCA INC | COM | 10/5/01 | 35652 | 37016 | (1364) | ST | |
| 7/27/01 | 100 | HCA INC | COM | 10/5/01 | 4457 | 4599 | (142) | ST | |
| 7/27/01 | 100 | HCA INC | COM | 10/5/01 | 4457 | 4541 | (84) | ST | |

| Date | Acquired | Shares | Security | Date | Sold | Proceeds | Cost | Gain/ (Loss) | Length |
|---------|----------|---------------------------------|----------|-------|-------|----------|------|-----------------|--------|
| 3/24/00 | 100 | BANTA CORP COM | 10/8/01 | 2759 | 1900 | 869 | LT | | |
| 2/29/00 | 100 | AMERICAN MEDICAL SECURITY GROUP | 10/9/01 | 9290 | 8068 | 1222 | LT | | |
| 3/1/00 | 200 | AMERICAN MEDICAL SECURITY GROUP | 10/9/01 | 1689 | 1487 | 202 | LT | | |
| 3/24/00 | 200 | BANTA CORP COM | 10/9/01 | 5377 | 3800 | 1577 | LT | | |
| 2/28/00 | 700 | HARMAN INTL INDS INC COM | 10/10/01 | 22091 | 20671 | 1420 | LT | | |
| 2/29/00 | 100 | AMERICAN MEDICAL SECURITY GROUP | 10/10/01 | 844 | 733 | 111 | LT | | |
| 2/29/00 | 500 | AMERICAN MEDICAL SECURITY GROUP | 10/10/01 | 4039 | 3667 | 372 | LT | | |
| 3/24/00 | 100 | BANTA CORP COM | 10/10/01 | 2671 | 1900 | 771 | LT | | |
| 5/7/01 | 250 | STORAGENETWORKS INC COM | 10/10/01 | 1185 | 4169 | (2984) | ST | | |
| 5/8/01 | 150 | STORAGENETWORKS INC COM | 10/10/01 | 711 | 2414 | (1703) | ST | | |
| 5/10/01 | 150 | STORAGENETWORKS INC COM | 10/10/01 | 711 | 2698 | (1987) | ST | | |
| 5/11/01 | 50 | STORAGENETWORKS INC COM | 10/10/01 | 237 | 996 | (759) | ST | | |
| 2/28/00 | 250 | CABLEVISION NY GROUP COM CL A | 10/11/01 | 9941 | 13942 | (4001) | LT | | |
| 2/28/00 | 350 | SYCAMORE NETWORKS IN COM | 10/11/01 | 1508 | 46769 | (45261) | LT | | |
| 2/28/00 | 1573 | FORD MOTOR CO COM | 10/11/01 | 29331 | 37921 | (8590) | LT | | |
| 2/28/00 | 1000 | GENERAL MTRS CORP COM | 10/11/01 | 44042 | 78272 | (34230) | LT | | |
| 2/28/00 | 200 | BANKNORTH GROUP INC COM | 10/11/01 | 4100 | 2213 | 1887 | LT | | |
| 2/29/00 | 800 | HEARTLAND EXPRESS INC COM | 10/11/01 | 21317 | 9120 | 12197 | LT | | |
| 3/24/00 | 100 | BANTA CORP COM | 10/11/01 | 2679 | 1894 | 785 | LT | | |
| 3/27/00 | 100 | BANTA CORP COM | 10/11/01 | 2685 | 1898 | 787 | LT | | |
| 7/25/00 | 1277 | FORD MOTOR CO COM | 10/11/01 | 23812 | 34500 | (10688) | LT | | |
| 7/26/00 | 350 | FORD MOTOR CO COM | 10/11/01 | 6526 | 9408 | (2882) | LT | | |
| 1/25/01 | 100 | FORD MOTOR CO COM | 10/11/01 | 1865 | 2780 | (915) | ST | | |
| 2/1/01 | 400 | LOCKHEED MARTIN CORP COM | 10/11/01 | 18943 | 14027 | 4916 | ST | | |
| 4/11/01 | 100 | LILLY ELI & CO COM | 10/11/01 | 7894 | 7755 | 139 | ST | | |
| 4/18/01 | 300 | LILLY ELI & CO COM | 10/11/01 | 23683 | 23920 | (237) | ST | | |
| 4/26/01 | 2800 | CENDANT CORPORATION COM | 10/11/01 | 37459 | 49566 | (12107) | ST | | |
| 5/4/01 | 200 | STORAGENETWORKS INC COM | 10/11/01 | 1077 | 3051 | (1974) | ST | | |
| 5/9/01 | 100 | STORAGENETWORKS INC COM | 10/11/01 | 538 | 1608 | (1070) | ST | | |
| 6/7/01 | 300 | LILLY ELI & CO COM | 10/11/01 | 23683 | 25959 | (2276) | ST | | |
| 2/28/00 | 50 | SYCAMORE NETWORKS IN COM | 10/12/01 | 225 | 6681 | (6456) | LT | | |
| 2/28/00 | 200 | BANTA CORP COM | 10/12/01 | 5366 | 3575 | 1791 | LT | | |

| Date | Acquired | Shares | Security | Date | Sold | Proceeds | Cost | Gain/ (Loss) | Length |
|----------|---|--------|----------|----------|--------|----------|--------|-----------------|--------|
| 2/29/00 | 200 AMERICAN MEDICAL SECURITY GROUP | | | 10/12/01 | 1613 | 1467 | 1467 | 146 | LT |
| 2/29/00 | 400 HEARTLAND EXPRESS INC COM | | | 10/12/01 | 10815 | 4560 | 4560 | 6255 | LT |
| 3/24/00 | 100 BANTA CORP COM | | | 10/12/01 | 2683 | 1894 | 1894 | 789 | LT |
| 5/2/00 | 100 SYCAMORE NETWORKS IN COM | | | 10/12/01 | 451 | 8788 | 8788 | (8337) | LT |
| 5/17/00 | 200 SYCAMORE NETWORKS IN COM | | | 10/12/01 | 901 | 16922 | 16922 | (16021) | LT |
| 9/11/00 | 300 AMETEK INC COM | | | 10/12/01 | 8129 | 6543 | 6543 | 1586 | LT |
| 12/29/00 | 50 SYCAMORE NETWORKS IN COM | | | 10/12/01 | 225 | 1848 | 1848 | (1623) | ST |
| 2/28/00 | 200 BED BATH & BEYOND INC COM | | | 10/15/01 | 5652 | 2463 | 2463 | 3189 | LT |
| 2/28/00 | 600 BANKNORTH GROUP INC COM | | | 10/15/01 | 12001 | 6639 | 6639 | 5362 | LT |
| 2/29/00 | 1000 AMERICAN MEDICAL SECURITY GROUP | | | 10/15/01 | 8288 | 7334 | 7334 | 954 | LT |
| 2/29/00 | 200 HEARTLAND EXPRESS INC COM | | | 10/15/01 | 5364 | 2280 | 2280 | 3084 | LT |
| 8/28/00 | 1043 LB COMMERCIAL CONDUIT MTG TR CMO SEQ PYR | | | 10/15/01 | 1043 | 1040 | 1040 | 3 | LT |
| 9/7/00 | 200 AMETEK INC COM | | | 10/15/01 | 5345 | 4337 | 4337 | 1008 | LT |
| 12/29/00 | 150 SYCAMORE NETWORKS IN COM | | | 10/15/01 | 664 | 5542 | 5542 | (4878) | ST |
| 1/2/01 | 100 SYCAMORE NETWORKS IN COM | | | 10/15/01 | 443 | 3439 | 3439 | (2996) | ST |
| 2/21/01 | 1479 BEAR STEARNS COM ML MTG SECS INC CMO SEQ | | | 10/15/01 | 1479 | 1516 | 1516 | (37) | ST |
| 2/21/01 | 1048 GE CAP COMMERCIAL MTG CORP CMO SEQ PYR | | | 10/15/01 | 1048 | 1055 | 1055 | (7) | ST |
| 2/21/01 | 3251 MORGAN STANLEY CAPITAL I INC CMO SEQ PYR | | | 10/15/01 | 3251 | 3295 | 3295 | (44) | ST |
| 4/17/01 | 2412 GOVERNMENT NATL MTG ASSN POOL 424068 | | | 10/15/01 | 2412 | 2406 | 2406 | 6 | ST |
| 4/17/01 | 67 GOVERNMENT NATL MTG ASSN POOL | | | 10/15/01 | 67 | 66 | 66 | 1 | ST |
| 4/17/01 | 271 GOVERNMENT NATL MTG ASSN POOL | | | 10/15/01 | 271 | 263 | 263 | 8 | ST |
| 4/17/01 | 7823 GOVERNMENT NATL MTG ASSN POOL 497445 | | | 10/15/01 | 7823 | 7600 | 7600 | 223 | ST |
| 4/17/01 | 311 GOVERNMENT NATL MTG ASSN POOL | | | 10/15/01 | 311 | 310 | 310 | 1 | ST |
| 4/17/01 | 1182 GOVERNMENT NATL MTG ASSN POOL 557280 | | | 10/15/01 | 1182 | 1180 | 1180 | 2 | ST |
| 2/28/00 | 150 BED BATH & BEYOND INC COM | | | 10/16/01 | 4223 | 1847 | 1847 | 2376 | LT |
| 2/29/00 | 400 AMERICAN MEDICAL SECURITY GROUP | | | 10/16/01 | 3388 | 2934 | 2934 | 454 | LT |
| 2/29/00 | 100 HEARTLAND EXPRESS INC COM | | | 10/16/01 | 2679 | 1140 | 1140 | 1539 | LT |
| 12/27/00 | 200 KIMBERLY CLARK CORP COM | | | 10/16/01 | 11171 | 13932 | 13932 | (2761) | ST |
| 12/28/00 | 300 KIMBERLY CLARK CORP COM | | | 10/16/01 | 16757 | 20624 | 20624 | (3867) | LT |
| 2/29/00 | 100 HEARTLAND EXPRESS INC COM | | | 10/17/01 | 2660 | 1140 | 1140 | 1520 | LT |
| 9/7/00 | 200 AMETEK INC COM | | | 10/17/01 | 5368 | 4337 | 4337 | 1031 | LT |
| 8/20/01 | 400000 FANNIE MAE GLOBAL NTS | | | 10/17/01 | 412864 | 407828 | 407828 | 5036 | ST |

| Date | Acquired | Shares | Security | Date | Sold | Proceeds | Cost | Gain/ (Loss) | Length |
|----------|----------|--|----------|--------|--------|----------|------|-----------------|--------|
| 2/11/99 | 800 | BELLSOUTH CORP COM | 10/18/01 | 31015 | 35958 | (4943) | LT | (4943) | |
| 2/28/00 | 1700 | CISCO SYS INC COM | 10/18/01 | 26060 | 111956 | (85896) | LT | (85896) | |
| 2/28/00 | 600 | PHILIP MORRIS COS INC COM | 10/18/01 | 29843 | 12015 | 17828 | LT | 17828 | |
| 12/21/00 | 200 | KIMBERLY CLARK CORP COM | 10/18/01 | 10830 | 13563 | (2733) | ST | (2733) | |
| 12/28/00 | 100 | KIMBERLY CLARK CORP COM | 10/18/01 | 5415 | 6875 | (1460) | ST | (1460) | |
| 2/21/01 | 2095 | CHASE COMMERCIAL MTG SECS CORP CMO | 10/18/01 | 2095 | 2100 | (5) | ST | (5) | |
| 3/29/01 | 1300 | CONSOLIDATED EDISON INC COM | 10/18/01 | 52401 | 46876 | 5525 | ST | 5525 | |
| 4/27/01 | 186006 | FANNIE MAE POOL 572958 | 10/18/01 | 186181 | 179671 | 6510 | ST | 6510 | |
| 4/27/01 | 189218 | FANNIE MAE POOL 583133 | 10/18/01 | 189395 | 182773 | 6622 | ST | 6622 | |
| 7/18/01 | 400 | WASHINGTON MUTAL INC | 10/18/01 | 12128 | 16950 | (4822) | ST | (4822) | |
| 8/21/01 | 100 | WASHINGTON MUTAL INC | 10/18/01 | 3032 | 4233 | (1201) | ST | (1201) | |
| 12/22/00 | 200 | KIMBERLY CLARK CORP COM | 10/19/01 | 10506 | 13499 | (2993) | ST | (2993) | |
| 1/11/01 | 300 | KIMBERLY CLARK CORP COM | 10/19/01 | 15760 | 20178 | (4418) | LT | (4418) | |
| 7/2/99 | 639 | NATIONSLINK FUNDING CORP CMO SEQ PYR 98-2 A1 | 10/20/01 | 639 | 622 | 17 | LT | 17 | |
| 2/29/00 | 300 | AMERICAN MEDICAL SECURITY GROUP | 10/22/01 | 2487 | 2200 | 287 | LT | 287 | |
| 2/29/00 | 100 | HEARTLAND EXPRESS INC COM | 10/23/01 | 2562 | 1140 | 1422 | LT | 1422 | |
| 8/31/00 | 200 | AMETEK INC COM | 10/23/01 | 5389 | 4300 | 1089 | LT | 1089 | |
| 9/7/00 | 100 | AMETEK INC COM | 10/23/01 | 2694 | 2169 | 525 | LT | 525 | |
| 9/8/00 | 100 | AMETEK INC COM | 10/23/01 | 2694 | 2169 | 525 | LT | 525 | |
| 11/27/00 | 200 | EL PASO ELEC CO COM | 10/23/01 | 2902 | 2794 | 108 | ST | 108 | |
| 6/13/01 | 100 | IVAX CORP COM | 10/23/01 | 2296 | 3806 | (1510) | LT | (1510) | |
| 2/29/00 | 100 | HEARTLAND EXPRESS INC COM | 10/24/01 | 2546 | 1140 | 1406 | LT | 1406 | |
| 8/31/00 | 200 | AMETEK INC COM | 10/24/01 | 5317 | 4300 | 1017 | LT | 1017 | |
| 11/27/00 | 200 | EL PASO ELEC CO COM | 10/24/01 | 2806 | 2794 | 12 | ST | 12 | |
| 2/29/00 | 100 | HEARTLAND EXPRESS INC COM | 10/25/01 | 2504 | 1140 | 1364 | LT | 1364 | |
| 5/2/00 | 400 | DELL COMPUTER CORP COM | 10/25/01 | 9703 | 20525 | (10822) | LT | (10822) | |
| 5/22/00 | 900 | LOCAL FINANCIAL CORP COM | 10/25/01 | 10954 | 7313 | 3641 | LT | 3641 | |
| 6/13/00 | 500 | DELL COMPUTER CORP COM | 10/25/01 | 12129 | 22656 | (10527) | LT | (10527) | |
| 8/31/00 | 100 | AMETEK INC COM | 10/25/01 | 2662 | 2150 | 512 | LT | 512 | |
| 11/16/00 | 700 | MAY DEPARTMENT STORES CO COM | 10/25/01 | 22433 | 20372 | 2061 | ST | 2061 | |
| 11/21/00 | 200 | EL PASO ELEC CO COM | 10/25/01 | 2753 | 2652 | 101 | ST | 101 | |
| 11/27/00 | 400 | EL PASO ELEC CO COM | 10/25/01 | 5505 | 5589 | (84) | ST | (84) | |

| Date | Acquired | Shares | Security | Date | Sold | Proceeds | Cost | Gain/ (Loss) | Length |
|----------|----------|----------------------------------|----------|--------|--------|----------|------|-----------------|--------|
| 12/7/00 | 800 | MAY DEPARTMENT STORES CO COM | 10/25/01 | 25637 | 24740 | 897 | ST | (2882) | ST |
| 1/14/01 | 300 | MAXIM INTEGRATED PRODS INC COM | 10/25/01 | 13893 | 16775 | (2882) | ST | (2483) | ST |
| 1/10/01 | 700 | GOLDEN WEST FINL CORP DEL COM | 10/25/01 | 33382 | 35936 | (2554) | ST | (6679) | ST |
| 1/18/01 | 400 | MAXIM INTEGRATED PRODS INC COM | 10/25/01 | 18525 | 25204 | (6679) | ST | (4036) | ST |
| 3/26/01 | 400 | CLEAR CHANNEL COMMUNICATIONS COM | 10/25/01 | 16188 | 20224 | (4036) | ST | 3110 | ST |
| 4/11/01 | 2200 | RAYTHEON CO COM | 10/25/01 | 70151 | 67041 | 3110 | ST | 265 | ST |
| 4/27/01 | 7784 | FANNIE MAE POOL 572958 | 10/25/01 | 7784 | 7519 | 265 | ST | 7 | ST |
| 4/27/01 | 197 | FANNIE MAE POOL 577964 | 10/25/01 | 197 | 190 | 7 | ST | 40 | ST |
| 4/27/01 | 1164 | FANNIE MAE POOL 583133 | 10/25/01 | 1164 | 1124 | 40 | ST | 1242 | ST |
| 5/16/01 | 463 | AMERICAN INTL GROUP INC COM | 10/25/01 | 38084 | 36842 | 1242 | ST | (2213) | ST |
| 5/17/01 | 100 | VIACOM INCORPORATED CL B | 10/25/01 | 3507 | 5720 | (2213) | ST | (2284) | ST |
| 5/24/01 | 100 | VIACOM INCORPORATED CL B | 10/25/01 | 3507 | 5791 | (2284) | ST | (3099) | ST |
| 6/14/01 | 400 | MERCK & CO INC COM | 10/25/01 | 26348 | 29447 | (3099) | ST | 6281 | LT |
| 2/28/00 | 300 | DENTSPLY INTL INC COM | 10/26/01 | 13730 | 7449 | 6281 | LT | 84 | ST |
| 1/12/00 | 100 | EL PASO ELEC CO COM | 10/26/01 | 1390 | 1306 | 84 | ST | 64 | ST |
| 11/21/00 | 100 | EL PASO ELEC CO COM | 10/26/01 | 1390 | 1326 | 64 | ST | (146) | ST |
| 12/4/00 | 500 | PFIZER INC COM | 10/26/01 | 21394 | 21540 | (146) | ST | 20446 | ST |
| 1/5/01 | 1200 | TENET HEALTHCARE CORP | 10/26/01 | 69118 | 48672 | 20446 | ST | 1478 | ST |
| 4/23/01 | 100 | TENET HEALTHCARE CORP | 10/26/01 | 5760 | 4282 | 1478 | ST | (1479) | LT |
| 6/13/01 | 100 | IVAX CORP COM | 10/26/01 | 2327 | 3806 | (1479) | LT | 10460 | LT |
| 2/28/00 | 300 | AMAZON COM INC COM | 10/29/01 | 2181 | 19481 | (17300) | LT | 10460 | LT |
| 2/28/00 | 500 | DENTSPLY INTL INC COM | 10/29/01 | 22874 | 12414 | 10460 | LT | (5848) | LT |
| 3/1/00 | 100 | AMAZON COM INC COM | 10/29/01 | 727 | 6575 | (5848) | LT | 51950 | LT |
| 2/28/00 | 800 | AMAZON COM INC COM | 10/30/01 | 5247 | 51950 | (46703) | LT | 5884 | LT |
| 5/2/00 | 100 | AMAZON COM INC COM | 10/30/01 | 656 | 5884 | (5228) | LT | 4761 | ST |
| 10/2/01 | 550000 | FANNIE MAE NOTE | 10/30/01 | 611802 | 607041 | 4761 | ST | (4856) | LT |
| 4/28/00 | 100 | AMAZON COM INC COM | 10/31/01 | 670 | 5526 | (4856) | LT | 11530 | LT |
| 5/1/00 | 200 | AMAZON COM INC COM | 10/31/01 | 1340 | 11530 | (10190) | LT | (4907) | LT |
| 5/3/00 | 100 | AMAZON COM INC COM | 10/31/01 | 670 | 5577 | (4907) | LT | 475 | LT |
| 10/25/00 | 100 | ARNOLD INDS INC COM | 10/31/01 | 2158 | 1683 | 475 | LT | 11340 | LT |
| 8/7/98 | 300 | SBC COMMUNICATIONS INC COM | 11/1/01 | 11340 | 10621 | 719 | LT | | |

| Date | Acquired | Shares | Security | Date | Sold | Proceeds | Cost | Gain/ (Loss) | Length |
|----------|----------|--------|----------------------------------|---------|-------|----------|-------|-----------------|--------|
| 6/3/99 | 55000 | | TEXAS UTILS ELEC CO BOND | 11/1/01 | 62095 | 55941 | 55941 | 6154 | LT |
| 11/2/00 | 100 | | ARNOLD INDS INC COM | 11/1/01 | 2162 | 1650 | 1650 | 512 | ST |
| 11/16/00 | 1100 | | MAY DEPARTMENT STORES CO COM | 11/1/01 | 34943 | 32013 | 32013 | 2930 | ST |
| 11/21/00 | 300 | | EL PASO ELEC CO COM | 11/1/01 | 4107 | 3918 | 3918 | 189 | ST |
| 1/4/01 | 400 | | GENERAL MLS INC COM | 11/1/01 | 18715 | 17279 | 17279 | 1436 | ST |
| 1/5/01 | 100 | | GENERAL DYNAMICS CORP COM | 11/1/01 | 8119 | 6957 | 6957 | 1162 | ST |
| 1/5/01 | 400 | | GENERAL DYNAMICS CORP COM | 11/1/01 | 32475 | 27718 | 27718 | 4757 | ST |
| 2/8/01 | 700 | | SBC COMMUNICATIONS INC COM | 11/1/01 | 26459 | 33950 | 33950 | (7491) | ST |
| 2/22/01 | 1400 | | BMC SOFTWARE INC COM | 11/1/01 | 20663 | 41444 | 41444 | (20781) | ST |
| 6/18/01 | 600 | | WASHINGTON MUTAL INC | 11/1/01 | 16834 | 22755 | 22755 | (5921) | ST |
| 8/21/01 | 100 | | WASHINGTON MUTAL INC | 11/1/01 | 2806 | 4233 | 4233 | (1427) | ST |
| 10/5/01 | 700 | | BEST BUY INC COM | 11/1/01 | 38675 | 33623 | 33623 | 5052 | ST |
| 2/28/00 | 900 | | HOMESTORE COM INC COM | 11/2/01 | 2499 | 67163 | 67163 | (64664) | LT |
| 11/1/00 | 100 | | ARNOLD INDS INC COM | 11/2/01 | 2166 | 1625 | 1625 | 541 | LT |
| 11/2/00 | 100 | | ARNOLD INDS INC COM | 11/2/01 | 2166 | 1650 | 1650 | 516 | LT |
| 10/8/01 | 193 | | IMCLONE SYSTEMS INC COM | 11/2/01 | 13510 | 11315 | 11315 | 2195 | ST |
| 2/28/00 | 200 | | HOMESTORE COM INC COM | 11/5/01 | 558 | 14925 | 14925 | (14367) | LT |
| 3/1/00 | 100 | | AMERICAN TOWER CORP COM CL A | 11/5/01 | 1080 | 4855 | 4855 | (3775) | LT |
| 3/1/00 | 100 | | HOMESTORE COM INC COM | 11/5/01 | 279 | 6850 | 6850 | (6571) | LT |
| 3/30/01 | 300 | | FLOWERS FOODS INC COM | 11/5/01 | 12890 | 6156 | 6156 | 6734 | ST |
| 3/4/96 | 400 | | MEDTRONIC INC COM | 11/6/01 | 15777 | 5869 | 5869 | 9908 | LT |
| 2/28/00 | 600 | | AMERICAN TOWER CORP COM CL A | 11/6/01 | 4961 | 24893 | 24893 | (19932) | LT |
| 11/14/00 | 100 | | ARNOLD INDS INC COM | 11/6/01 | 2164 | 1563 | 1563 | 601 | ST |
| 3/30/01 | 400 | | FLOWERS FOODS INC COM | 11/6/01 | 17206 | 8208 | 8208 | 8998 | ST |
| 4/18/01 | 1000 | | DEERE & CO COM | 11/6/01 | 39479 | 40509 | 40509 | (1030) | ST |
| 6/19/00 | 55000 | | ENRON CORP SENIOR SUB DEB | 11/7/01 | 24750 | 52969 | 52969 | (28219) | LT |
| 10/20/00 | 1300 | | HONEYWELL INTERNATIONAL INC COM | 11/7/01 | 40558 | 55545 | 55545 | (14987) | LT |
| 8/7/98 | 1000 | | SBC COMMUNICATIONS INC COM | 11/8/01 | 37978 | 35404 | 35404 | 2574 | LT |
| 2/28/00 | 200 | | AMERICAN TOWER CORP COM CL A | 11/8/01 | 1270 | 8298 | 8298 | (7028) | LT |
| 5/2/00 | 1200 | | CITIGROUP INC COM | 11/8/01 | 57970 | 54506 | 54506 | 3464 | LT |
| 4/26/01 | 1300 | | BURLINGTON NORTHERN SANTA FE COM | 11/8/01 | 36612 | 38099 | 38099 | (1487) | ST |
| 2/28/00 | 700 | | AMERICAN TOWER CORP COM CL A | 11/9/01 | 4502 | 29041 | 29041 | (24539) | LT |

| Date | Acquired | Shares | Security | Date | Sold | Proceeds | Cost | Gain/ (Loss) | Length |
|----------|----------|--------------------------------------|----------|--------|--------|----------|------|-----------------|--------|
| 6/5/00 | 200 | ARNOLD INDS INC COM | 11/9/01 | 4325 | 2412 | 1913 | LT | 1913 | LT |
| 7/26/00 | 300 | ARNOLD INDS INC COM | 11/9/01 | 6487 | 3944 | 2543 | LT | 2543 | LT |
| 7/28/00 | 100 | ARNOLD INDS INC COM | 11/9/01 | 2162 | 1338 | 824 | LT | 824 | LT |
| 7/31/00 | 100 | ARNOLD INDS INC COM | 11/9/01 | 2162 | 1350 | 812 | LT | 812 | LT |
| 2/28/00 | 500 | AMERICAN TOWER CORP COM CL A | 11/12/01 | 3145 | 20744 | (17599) | LT | (17599) | LT |
| 2/28/00 | 100 | ARNOLD INDS INC COM | 11/12/01 | 2162 | 1200 | 962 | LT | 962 | LT |
| 2/28/00 | 100 | ARNOLD INDS INC COM | 11/13/01 | 2163 | 1200 | 963 | LT | 963 | LT |
| 2/28/00 | 300 | JOHNSON & JOHNSON COM | 11/14/01 | 17795 | 10807 | 6988 | LT | 6988 | LT |
| 2/28/00 | 100 | ARNOLD INDS INC COM | 11/14/01 | 2163 | 1200 | 963 | LT | 963 | LT |
| 1/4/01 | 1000 | GENERAL MLS INC COM | 11/14/01 | 49128 | 42333 | 6795 | ST | 6795 | ST |
| 1/4/01 | 850 | WASHINGTON MUTUAL INC | 11/14/01 | 26859 | 28906 | (2047) | ST | (2047) | ST |
| 1/4/01 | 50 | WASHINGTON MUTUAL INC | 11/14/01 | 1580 | 1686 | (106) | ST | (106) | ST |
| 1/5/01 | 500 | GENERAL MLS INC COM | 11/14/01 | 24564 | 21387 | 3177 | ST | 3177 | ST |
| 1/8/01 | 300 | GENERAL MLS INC COM | 11/14/01 | 14739 | 12926 | 1813 | ST | 1813 | ST |
| 1/8/01 | 100 | GENERAL MLS INC COM | 11/14/01 | 4913 | 4255 | 658 | ST | 658 | ST |
| 1/8/01 | 100 | GENERAL MLS INC COM | 11/14/01 | 4913 | 4249 | 664 | ST | 664 | ST |
| 6/28/01 | 125000 | FANNIE MAE NOTE | 11/14/01 | 128799 | 125244 | 3555 | ST | 3555 | ST |
| 9/17/97 | 100 | AMERICAN INTL GROUP INC COM | 11/15/01 | 8185 | 2334 | 5851 | LT | 5851 | LT |
| 7/15/99 | 200 | AOL TIME WARNER INC COM | 11/15/01 | 7574 | 10172 | (2598) | LT | (2598) | LT |
| 12/17/99 | 200 | ANHEUSER BUSCH COS INC COM | 11/15/01 | 8712 | 7439 | 1273 | LT | 1273 | LT |
| 12/9/99 | 400 | WAL MART STORES INC | 11/15/01 | 22363 | 23432 | (1069) | LT | (1069) | LT |
| 2/28/00 | 100 | ARNOLD INDS INC COM | 11/15/01 | 2162 | 1200 | 962 | LT | 962 | LT |
| 3/17/00 | 300 | KROGER CO COM | 11/15/01 | 7530 | 5205 | 2325 | LT | 2325 | LT |
| 3/17/00 | 100 | MERRILL LYNCH & CO INC COM | 11/15/01 | 5055 | 5183 | (128) | LT | (128) | LT |
| 5/1/00 | 500 | NABORS INDS INC COM | 11/15/01 | 13365 | 19781 | (6416) | LT | (6416) | LT |
| 6/2/00 | 300 | NABORS INDS INC COM | 11/15/01 | 8205 | 11984 | (3779) | LT | (3779) | LT |
| 6/2/00 | 200 | NABORS INDS INC COM | 11/15/01 | 5346 | 7989 | (2643) | LT | (2643) | LT |
| 6/14/00 | 100 | BAXTER INTL INC COM | 11/15/01 | 4782 | 3416 | 1366 | LT | 1366 | LT |
| 6/14/00 | 300 | EXXON MOBIL CORP COM | 11/15/01 | 11172 | 12518 | (1346) | LT | (1346) | LT |
| 7/11/00 | 300 | TARGET CORP COM | 11/15/01 | 11211 | 9462 | 1749 | LT | 1749 | LT |
| 8/23/00 | 100 | AIR PRODS & CHEMS INC COM | 11/15/01 | 4435 | 3638 | 797 | LT | 797 | LT |
| 8/28/00 | 801 | LB COMMERCIAL CONDUIT MTG TR CMO SEQ | 11/15/01 | 801 | 801 | 0 | LT | 0 | LT |

| Date | Acquired | Shares | Security | Date | Proceeds | Cost | Gain/ (Loss) | Length |
|----------|----------|--------|--|----------|----------|-------|-----------------|--------|
| 12/4/00 | 600 | | PFIZER INC COM | 11/15/01 | 25709 | 25848 | (139) | ST |
| 12/6/00 | 400 | | WELLS FARGO & CO NEW | 11/15/01 | 16943 | 19657 | (2714) | ST |
| 12/11/00 | 300 | | BELLSOUTH CORP COM | 11/15/01 | 11607 | 12793 | (1186) | ST |
| 12/20/00 | 200 | | MILLIPORE CORP COM | 11/15/01 | 11598 | 11313 | 285 | ST |
| 1/4/01 | 100 | | BED BATH & BEYOND INC COM | 11/15/01 | 3215 | 2376 | 839 | ST |
| 1/4/01 | 400 | | CNF INC COM | 11/15/01 | 10400 | 15166 | (4766) | ST |
| 1/4/01 | 300 | | GEORGIA PACIFIC CORP COM | 11/15/01 | 9435 | 9839 | (404) | ST |
| 1/4/01 | 100 | | PMI GROUP INC COM | 11/15/01 | 6065 | 6234 | (169) | ST |
| 1/4/01 | 300 | | TEMPLE INLAND INC | 11/15/01 | 17144 | 17186 | (42) | ST |
| 1/5/01 | 200 | | TENET HEALTHCARE CORP | 11/15/01 | 11616 | 8112 | 3504 | ST |
| 2/2/01 | 300 | | BRISTOL MYERS SQUIBB CO COM | 11/15/01 | 16622 | 18368 | (1746) | ST |
| 2/21/01 | 1325 | | BEAR STEARNS COM MLT G SEC INC CMO SEQ | 11/15/01 | 1325 | 1325 | 0 | ST |
| 2/21/01 | 749 | | GE CAP COMMERCIAL MTG CORP CMO SEQ PYR | 11/15/01 | 749 | 749 | 0 | ST |
| 2/21/01 | 2968 | | MORGAN STANLEY CAPITAL I INC CMO SEQ PYR | 11/15/01 | 2968 | 2968 | 0 | ST |
| 3/13/01 | 200 | | HOUSEHOLD INTL INC COM | 11/15/01 | 12040 | 12071 | (31) | ST |
| 4/10/01 | 200 | | AMERICREDIT CORP COM | 11/15/01 | 4830 | 7016 | (2186) | ST |
| 4/11/01 | 100 | | AMERICREDIT CORP COM | 11/15/01 | 2415 | 3653 | (1238) | ST |
| 4/11/01 | 500 | | CINERGY CORP COM | 11/15/01 | 15614 | 17323 | (1709) | ST |
| 4/11/01 | 300 | | DOMINION RESOURCES INC COM | 11/15/01 | 17981 | 20454 | (2473) | ST |
| 4/11/01 | 200 | | EVEREST RE GROUP LTD COM | 11/15/01 | 13712 | 13169 | 543 | ST |
| 4/18/01 | 200 | | CUMMINS INC COM | 11/15/01 | 7068 | 8179 | (1111) | ST |
| 4/23/01 | 100 | | AIR PRODS & CHEMS INC COM | 11/15/01 | 4435 | 4335 | 100 | ST |
| 4/23/01 | 100 | | ANHEUSER BUSCH COS INC COM | 11/15/01 | 4356 | 4073 | 283 | ST |
| 4/23/01 | 100 | | BED BATH & BEYOND INC COM | 11/15/01 | 3215 | 2867 | 348 | ST |
| 4/23/01 | 100 | | EOG RESOURCES INC COM | 11/15/01 | 3141 | 4506 | (1365) | ST |
| 4/23/01 | 200 | | EXXON MOBIL CORP COM | 11/15/01 | 7448 | 8676 | (1228) | ST |
| 4/23/01 | 100 | | GENERAL ELEC CO COM | 11/15/01 | 4139 | 4706 | (567) | ST |
| 4/23/01 | 100 | | KROGER CO COM | 11/15/01 | 2510 | 2204 | 306 | ST |
| 4/23/01 | 100 | | MERRILL LYNCH & CO INC COM | 11/15/01 | 5055 | 6286 | (1231) | ST |
| 4/23/01 | 100 | | NABORS INDS INC COM | 11/15/01 | 2735 | 5671 | (2936) | ST |
| 4/23/01 | 100 | | ORACLE CORP COM | 11/15/01 | 1508 | 1792 | (284) | ST |
| 4/23/01 | 100 | | PMI GROUP INC COM | 11/15/01 | 6065 | 6025 | 40 | ST |

| Date | Acquired | Shares | Security | Date | Sold | Proceeds | Cost | Gain/ (Loss) | Length |
|---------|----------|----------------------------------|----------|-------|-------|----------|------|-----------------|--------|
| 4/23/01 | 100 | TARGET CORP COM | 11/15/01 | 3737 | 3784 | (47) | ST | (47) | |
| 4/27/01 | 200 | APPLIED MATERIALS INC COM | 11/15/01 | 7994 | 10726 | (2732) | ST | (2732) | |
| 4/27/01 | 500 | INTEL CORP COM | 11/15/01 | 15664 | 14897 | 767 | ST | 767 | |
| 4/27/01 | 100 | ORACLE CORP COM | 11/15/01 | 1508 | 1712 | (204) | ST | (204) | |
| 5/3/01 | 100 | AIR PRODS & CHEMS INC COM | 11/15/01 | 4435 | 4197 | 238 | ST | 238 | |
| 5/3/01 | 100 | MARSH & MCLENNAN COS INC COM | 11/15/01 | 10689 | 9708 | 981 | ST | 981 | |
| 5/15/01 | 300 | HOME DEPOT INC COM | 11/15/01 | 13782 | 15099 | (1317) | ST | (1317) | |
| 5/16/01 | 300 | TJX COS INC NEW COM | 11/15/01 | 11247 | 10110 | 1137 | ST | 1137 | |
| 5/23/01 | 300 | COLGATE PALMOLIVE CO COM | 11/15/01 | 17474 | 17079 | 395 | ST | 395 | |
| 5/23/01 | 100 | NOVELLUS SYS INC COM | 11/15/01 | 3970 | 5435 | (1465) | ST | (1465) | |
| 5/23/01 | 200 | PPG INDS INC COM | 11/15/01 | 10844 | 11767 | (923) | ST | (923) | |
| 5/31/01 | 100 | VIACOM INCORPORATED CL B | 11/15/01 | 4335 | 5768 | (1433) | ST | (1433) | |
| 6/7/01 | 200 | TXU CORP COM | 11/15/01 | 9682 | 9396 | 286 | ST | 286 | |
| 6/26/01 | 400 | CITIGROUP INC COM | 11/15/01 | 20159 | 20708 | (549) | ST | (549) | |
| 6/27/01 | 400 | MICROSOFT CORP COM | 11/15/01 | 26775 | 27984 | (1209) | ST | (1209) | |
| 7/3/01 | 400 | WASHINGTON MUTUAL INC | 11/15/01 | 12776 | 15155 | (2379) | ST | (2379) | |
| 7/16/01 | 100 | FIRST DATA CORP COM | 11/15/01 | 7355 | 7007 | 348 | ST | 348 | |
| 7/19/01 | 400 | TYCO INTL LTD NEW COM | 11/15/01 | 22559 | 21708 | 851 | ST | 851 | |
| 7/20/01 | 300 | AMERICAN HOME PRODS CORP COM | 11/15/01 | 17099 | 18615 | (1516) | ST | (1516) | |
| 7/20/01 | 200 | INTERNATIONAL BUSINESS MACHS COM | 11/15/01 | 23159 | 21008 | 2151 | ST | 2151 | |
| 7/26/01 | 200 | EOG RESOURCES INC COM | 11/15/01 | 6282 | 6891 | (609) | ST | (609) | |
| 7/26/01 | 100 | ORACLE CORP COM | 11/15/01 | 1508 | 1900 | (392) | ST | (392) | |
| 8/7/01 | 600 | GENERAL ELEC CO COM | 11/15/01 | 24833 | 25632 | (799) | ST | (799) | |
| 8/8/01 | 200 | SUNCOR INC FGN COM | 11/15/01 | 5570 | 5461 | 109 | ST | 109 | |
| 8/15/01 | 400 | HCA INC COM | 11/15/01 | 15331 | 18472 | (3141) | ST | (3141) | |
| 8/29/01 | 100 | PHILLIPS PETROLEUM CO COM | 11/15/01 | 5116 | 5886 | (770) | ST | (770) | |
| 9/4/01 | 300 | TEXAS INSTRS INC COM | 11/15/01 | 10212 | 9870 | 342 | ST | 342 | |
| 9/5/01 | 100 | KIMBERLY CLARK CORP COM | 11/15/01 | 5745 | 6495 | (750) | ST | (750) | |
| 9/7/01 | 100 | PHARMACIA CORP COM | 11/15/01 | 4032 | 4099 | (67) | ST | (67) | |
| 9/25/01 | 100 | MINNESOTA MNG & MEG CO COM | 11/15/01 | 11585 | 9127 | 2458 | ST | 2458 | |
| 10/3/01 | 100 | BEST BUY INC COM | 11/15/01 | 6665 | 4882 | 1783 | ST | 1783 | |
| 10/3/01 | 400 | DELL COMPUTER CORP COM | 11/15/01 | 11036 | 8562 | 2474 | ST | 2474 | |

| Date | Acquired | Shares | Security | Date | Sold | Proceeds | Cost | Gain/ (Loss) | Length |
|----------|----------|--|----------|--------|--------|----------|------|-----------------|--------|
| 10/10/01 | 200 | FEDERAL NATL MTG ASSN | 11/15/01 | 16719 | 16502 | 217 | ST | 217 | |
| 10/10/01 | 300 | JOHNSON & JOHNSON COM | 11/15/01 | 17954 | 16575 | 1379 | ST | 1379 | |
| 10/10/01 | 300 | PEPSICO INC COM | 11/15/01 | 15089 | 14868 | 221 | ST | 221 | |
| 10/26/01 | 200 | IMMUNEX CORP NEW COM | 11/15/01 | 5442 | 5146 | 296 | ST | 296 | |
| 11/2/01 | 200 | PROCTER & GAMBLE CO COM | 11/15/01 | 15739 | 15114 | 625 | ST | 625 | |
| 11/7/01 | 100 | IMCLONE SYSTEMS INC COM | 11/15/01 | 6261 | 6240 | 21 | ST | 21 | |
| 11/7/01 | 400 | FLEXTRONICS INTL LTD COM | 11/15/01 | 9668 | 9141 | 527 | ST | 527 | |
| 11/8/01 | 200 | MICROCHIP TECHNOLOGY INC COM | 11/15/01 | 7365 | 7362 | 3 | ST | 3 | |
| 11/12/01 | 100 | KLA-TENCORP CORP COM | 11/15/01 | 4976 | 4806 | 170 | ST | 170 | |
| 11/14/01 | 100 | CLEAR CHANNEL COMMUNICATIONS COM | 11/15/01 | 4870 | 4703 | 167 | ST | 167 | |
| 2/28/00 | 300 | ARNOLD INDS INC COM | 11/16/01 | 6485 | 3600 | 2885 | LT | 2885 | |
| 2/21/01 | 1837 | CHASE COMMERCIAL MTG SECS CORP CMO SEQ PYR | 11/18/01 | 1837 | 1837 | 0 | ST | 0 | |
| 4/11/01 | 700 | CINERGY CORP COM | 11/19/01 | 21693 | 24252 | (2559) | ST | (2559) | |
| 8/8/01 | 1300 | SUNCOR INC FGN COM | 11/19/01 | 17788 | 20454 | (2666) | ST | (2666) | |
| 10/2/01 | 145000 | FANNIE MAE NOTE | 11/19/01 | 35949 | 35494 | 455 | ST | 455 | |
| 7/2/99 | 570 | NATIONSLINK FUNDING CORP CMO SEQ PYR 98-2 A1 | 11/19/01 | 158775 | 160038 | (1263) | ST | (1263) | |
| 2/28/00 | 400 | ARNOLD INDS INC COM | 11/20/01 | 8648 | 4800 | 3848 | LT | 3848 | |
| 1/4/01 | 300 | MAXIM INTEGRATED PRODS INC COM | 11/20/01 | 15716 | 16775 | (1059) | ST | (1059) | |
| 1/4/01 | 400 | MAXIM INTEGRATED PRODS INC COM | 11/20/01 | 20548 | 22367 | (1819) | ST | (1819) | |
| 1/5/01 | 100 | MAXIM INTEGRATED PRODS INC COM | 11/20/01 | 5137 | 5132 | 5 | ST | 5 | |
| 1/5/01 | 200 | MAXIM INTEGRATED PRODS INC COM | 11/20/01 | 10274 | 10106 | 168 | ST | 168 | |
| 3/1/01 | 400 | MAXIM INTEGRATED PRODS INC COM | 11/20/01 | 20548 | 18191 | 2357 | ST | 2357 | |
| 4/11/01 | 400 | LILLY ELI & CO COM | 11/20/01 | 31915 | 31020 | 895 | ST | 895 | |
| 6/28/01 | 100000 | FANNIE MAE NOTE | 11/20/01 | 102512 | 100195 | 2317 | ST | 2317 | |
| 7/12/01 | 700 | TYCO INTL LTD NEW COM | 11/20/01 | 40466 | 36057 | 4409 | ST | 4409 | |
| 10/23/01 | 80000 | FANNIE MAE GLOBAL NT | 11/20/01 | 85767 | 86294 | (527) | ST | (527) | |
| 2/28/00 | 200 | DENTSPLY INTL INC COM | 11/21/01 | 8990 | 4966 | 4024 | LT | 4024 | |
| 6/28/01 | 190000 | FANNIE MAE NOTE | 11/21/01 | 194468 | 190371 | 4097 | ST | 4097 | |
| 10/2/01 | 880 | FANNIE MAE POOL 574785 | 11/25/01 | 880 | 880 | 0 | ST | 0 | |
| 2/28/00 | 300 | DENTSPLY INTL INC COM | 11/26/01 | 13608 | 7449 | 6159 | LT | 6159 | |
| 8/30/01 | 200000 | FANNIE MAE NOTE | 11/26/01 | 203680 | 202758 | 922 | ST | 922 | |

| Date | Acquired | Shares | Security | Date | Sold | Proceeds | Cost | Gain/ (Loss) | Length |
|----------|---|--------|----------|----------|--------|----------|---------|-----------------|--------|
| 2/28/00 | 100 DENTSPLY INTL INC COM | | | 11/27/01 | 4603 | 2483 | 2120 | 2120 | LT |
| 2/28/00 | 100 DENTSPLY INTL INC COM | | | 11/27/01 | 4595 | 2483 | 2112 | 2112 | LT |
| 10/23/01 | 135000 FANNIE MAE GLOBAL NT | | | 11/27/01 | 143531 | 145621 | (2090) | (1493) | ST |
| 10/23/01 | 130000 FANNIE MAE GLOBAL NT | | | 11/27/01 | 4590 | 2483 | 2107 | 2107 | LT |
| 2/28/00 | 100 DENTSPLY INTL INC COM | | | 11/28/01 | 334528 | 327664 | 6864 | 6864 | ST |
| 8/20/01 | 330000 QUEBEC PROV CDA YANKEE SENIOR UNSUB NT | | | 11/29/01 | 35150 | 34703 | 47 | 47 | LT |
| 2/28/00 | 500 ELECTRONIC DATA SYS NEW COM | | | 11/29/01 | 23087 | 12414 | 10673 | 10673 | LT |
| 2/28/00 | 800 IMPERIAL OIL LTD FGN COM | | | 11/29/01 | 21278 | 15456 | 5822 | 5822 | LT |
| 2/28/00 | 500 DENTSPLY INTL INC COM | | | 11/29/01 | 4777 | 2250 | 2527 | 2527 | LT |
| 2/29/00 | 100 HEARTLAND EXPRESS INC COM | | | 11/29/01 | 2790 | 1140 | 1650 | 1650 | LT |
| 6/19/00 | 75000 ENRON CORP SENIOR SUB DEB | | | 11/29/01 | 2250 | 72231 | (69981) | (69981) | LT |
| 10/30/01 | 170000 FREDDIE MAC NOTE | | | 11/29/01 | 168831 | 174389 | (5558) | (5558) | ST |
| 2/28/00 | 900 IMPERIAL OIL LTD FGN COM | | | 11/30/01 | 23929 | 17388 | 6541 | 6541 | LT |
| 2/28/00 | 300 DENTSPLY INTL INC COM | | | 11/30/01 | 13877 | 7449 | 6428 | 6428 | LT |
| 2/28/00 | 100 MATTHEWS INTL CORP COM | | | 11/30/01 | 2416 | 1125 | 1291 | 1291 | LT |
| 2/29/00 | 100 HEARTLAND EXPRESS INC COM | | | 11/30/01 | 2797 | 1140 | 1657 | 1657 | LT |
| 6/2/00 | 300 DOMINION RESOURCES INC COM | | | 11/30/01 | 17442 | 13511 | 3931 | 3931 | LT |
| 1/4/01 | 700 CNF INC COM | | | 11/30/01 | 17815 | 26541 | (8726) | (8726) | ST |
| 4/11/01 | 100 DOMINION RESOURCES INC COM | | | 11/30/01 | 5814 | 6818 | (1004) | (1004) | ST |
| 4/23/01 | 100 DOMINION RESOURCES INC COM | | | 11/30/01 | 5814 | 6741 | (927) | (927) | ST |
| 10/11/01 | 200 GETTY IMAGES INC COM | | | 11/30/01 | 3952 | 2156 | 1796 | 1796 | ST |
| 10/18/01 | 100 GETTY IMAGES INC COM | | | 11/30/01 | 1976 | 1100 | 876 | 876 | ST |
| 2/28/00 | 1000 IMPERIAL OIL LTD FGN COM | | | 12/3/01 | 26677 | 19320 | 7357 | 7357 | LT |
| 2/28/00 | 5700 ARNOLD INDS INC COM | | | 12/3/01 | 123975 | 68400 | 55575 | 55575 | LT |
| 2/28/00 | 300 DENTSPLY INTL INC COM | | | 12/3/01 | 13942 | 7449 | 6493 | 6493 | LT |
| 2/29/00 | 200 HEARTLAND EXPRESS INC COM | | | 12/3/01 | 5643 | 2280 | 3363 | 3363 | LT |
| 5/24/00 | 200 ARNOLD INDS INC COM | | | 12/3/01 | 4350 | 2371 | 1979 | 1979 | LT |
| 4/25/01 | 600 HOUSEHOLD INTL INC COM | | | 12/3/01 | 33479 | 38436 | (4957) | (4957) | ST |
| 10/11/01 | 200 GETTY IMAGES INC COM | | | 12/3/01 | 3978 | 2156 | 1822 | 1822 | ST |
| 10/11/01 | 400 GETTY IMAGES INC COM | | | 12/3/01 | 8033 | 4311 | 3722 | 3722 | ST |
| 2/28/00 | 200 IMPERIAL OIL LTD FGN COM | | | 12/4/01 | 5384 | 3864 | 1520 | 1520 | LT |

| Date | Acquired | Shares | Security | Date | Sold | Proceeds | Cost | Gain/ (Loss) | Length |
|----------|----------|----------------------------------|----------|-------|-------|----------|------|-----------------|--------|
| 2/28/00 | 200 | DENTSPLY INTL INC COM | 12/4/01 | 9444 | 4966 | 4478 | LT | 4478 | LT |
| 2/28/00 | 100 | MATTHEWS INTL CORP COM | 12/4/01 | 2377 | 1125 | 1252 | LT | 1252 | LT |
| 2/29/00 | 200 | HEARTLAND EXPRESS INC COM | 12/4/01 | 5763 | 2280 | 3483 | LT | 3483 | LT |
| 9/28/01 | 500 | GTTY IMAGES INC COM | 12/4/01 | 9914 | 5337 | 4577 | ST | 4577 | ST |
| 10/1/01 | 200 | GTTY IMAGES INC COM | 12/4/01 | 3966 | 2156 | 1810 | ST | 1810 | ST |
| 10/2/01 | 200 | GTTY IMAGES INC COM | 12/4/01 | 3966 | 2080 | 1886 | ST | 1886 | ST |
| 7/28/99 | 400 | PFIZER INC COM | 12/5/01 | 17232 | 10174 | 7058 | LT | 7058 | LT |
| 2/28/00 | 100 | DENTSPLY INTL INC COM | 12/5/01 | 4802 | 2483 | 2319 | LT | 2319 | LT |
| 6/26/00 | 1100 | JOHNSON & JOHNSON COM | 12/5/01 | 62335 | 52122 | 10213 | LT | 10213 | LT |
| 12/4/00 | 100 | PFIZER INC COM | 12/5/01 | 4308 | 4308 | 0 | LT | 0 | LT |
| 4/23/01 | 200 | PFIZER INC COM | 12/5/01 | 8616 | 8208 | 408 | ST | 408 | ST |
| 6/18/01 | 400 | WASHINGTON MUTAL INC | 12/5/01 | 12474 | 15170 | (2696) | ST | (2696) | ST |
| 6/27/01 | 500 | WASHINGTON MUTAL INC | 12/5/01 | 15593 | 18747 | (3154) | ST | (3154) | ST |
| 9/25/01 | 900 | GTTY IMAGES INC COM | 12/5/01 | 18786 | 9221 | 9565 | ST | 9565 | ST |
| 10/2/01 | 300 | GTTY IMAGES INC COM | 12/5/01 | 6262 | 3120 | 3142 | ST | 3142 | ST |
| 10/10/01 | 100 | JOHNSON & JOHNSON COM | 12/5/01 | 5667 | 5525 | 142 | ST | 142 | ST |
| 4/28/00 | 100 | LANDRY'S SEAFOOD RESTAURANTS COM | 12/6/01 | 2094 | 859 | 1235 | LT | 1235 | LT |
| 5/18/00 | 100 | PEROT SYSTEMS CORP COM CL A | 12/6/01 | 1935 | 1640 | 295 | LT | 295 | LT |
| 5/19/00 | 600 | PEROT SYSTEMS CORP COM CL A | 12/6/01 | 11610 | 9435 | 2175 | LT | 2175 | LT |
| 8/17/00 | 100 | CINERGY CORP COM | 12/6/01 | 2912 | 3044 | (132) | LT | (132) | LT |
| 12/11/00 | 200 | CINERGY CORP COM | 12/6/01 | 5824 | 6379 | (555) | ST | (555) | ST |
| 12/12/00 | 400 | CINERGY CORP COM | 12/6/01 | 11649 | 12985 | (1336) | ST | (1336) | ST |
| 1/25/01 | 500 | LINEAR TECHNOLOGY CORP COM | 12/6/01 | 21799 | 30955 | (9156) | ST | (9156) | ST |
| 1/26/01 | 300 | LINEAR TECHNOLOGY CORP COM | 12/6/01 | 13080 | 18125 | (5045) | ST | (5045) | ST |
| 1/26/01 | 100 | LINEAR TECHNOLOGY CORP COM | 12/6/01 | 4360 | 6010 | (1650) | ST | (1650) | ST |
| 4/23/01 | 200 | CINERGY CORP COM | 12/6/01 | 5824 | 6832 | (1008) | ST | (1008) | ST |
| 8/30/01 | 2000 | HEALTHSOUTH CORP COM | 12/6/01 | 28939 | 36363 | (7424) | ST | (7424) | ST |
| 9/25/01 | 300 | GTTY IMAGES INC COM | 12/6/01 | 6209 | 3074 | 3135 | ST | 3135 | ST |
| 10/2/01 | 200 | GTTY IMAGES INC COM | 12/6/01 | 4139 | 2046 | 2093 | ST | 2093 | ST |
| 10/11/01 | 300 | AUTOZONE INC COM | 12/6/01 | 23185 | 16734 | 6451 | ST | 6451 | ST |
| 5/19/00 | 300 | PEROT SYSTEMS CORP COM CL A | 12/7/01 | 5685 | 4717 | 968 | LT | 968 | LT |
| 7/7/00 | 100 | ESTERLINE TECHNOLOGIES CORP COM | 12/7/01 | 1508 | 1519 | (11) | LT | (11) | LT |

| Date | Acquired | Shares | Security | Date | Sold | Proceeds | Cost | Gain/ (Loss) | Length |
|----------|----------|------------------------------------|----------|--------|--------|----------|------|-----------------|--------|
| 7/10/00 | 400 | ESTERLINE TECHNOLOGIES CORP COM | 12/7/01 | 6034 | 6050 | (16) | LT | | |
| 7/10/00 | 300 | ESTERLINE TECHNOLOGIES CORP COM | 12/7/01 | 4525 | 4518 | 7 | LT | | |
| 7/12/00 | 300 | ESTERLINE TECHNOLOGIES CORP COM | 12/7/01 | 4525 | 4518 | 7 | LT | | |
| 9/26/01 | 600 | GETTY IMAGES INC COM | 12/7/01 | 12381 | 5849 | 6532 | ST | | |
| 10/2/01 | 200 | GETTY IMAGES INC COM | 12/7/01 | 4127 | 2046 | 2081 | ST | | |
| 7/11/00 | 400 | ESTERLINE TECHNOLOGIES CORP COM | 12/10/01 | 6004 | 6020 | (16) | LT | | |
| 9/26/01 | 200 | GETTY IMAGES INC COM | 12/10/01 | 4160 | 1950 | 2210 | ST | | |
| 9/21/09 | 15000 | KOREA DEVELOPMENT BANK YANKEE BOND | 12/10/01 | 121754 | 111813 | 9941 | ST | | |
| 6/24/97 | 1000 | MERCK & CO INC COM | 12/11/01 | 60602 | 50386 | 10216 | LT | | |
| 12/7/99 | 500 | ANHEUSER BUSCH COS INC COM | 12/11/01 | 21280 | 18598 | 2682 | LT | | |
| 5/19/00 | 100 | PEROT SYSTEMS CORP COM CL A | 12/11/01 | 1900 | 1572 | 328 | LT | | |
| 5/23/00 | 200 | PEROT SYSTEMS CORP COM CL A | 12/11/01 | 3799 | 3104 | 695 | LT | | |
| 7/11/00 | 200 | ESTERLINE TECHNOLOGIES CORP COM | 12/11/01 | 2980 | 3010 | (30) | LT | | |
| 7/13/00 | 100 | ESTERLINE TECHNOLOGIES CORP COM | 12/11/01 | 1490 | 1504 | (14) | LT | | |
| 6/18/01 | 100 | ELAN PLC ADR | 12/11/01 | 4163 | 6243 | (2080) | ST | | |
| 9/26/01 | 400 | GETTY IMAGES INC COM | 12/11/01 | 8255 | 3900 | 4355 | ST | | |
| 5/23/00 | 100 | PEROT SYSTEMS CORP COM CL A | 12/12/01 | 1919 | 1552 | 367 | LT | | |
| 5/23/00 | 200 | PEROT SYSTEMS CORP COM CL A | 12/12/01 | 3802 | 3104 | 698 | LT | | |
| 7/11/00 | 400 | BRISTOL MYERS SQUIBB CO COM | 12/12/01 | 20257 | 22318 | (2061) | LT | | |
| 7/13/00 | 100 | ESTERLINE TECHNOLOGIES CORP COM | 12/12/01 | 1502 | 1504 | (2) | LT | | |
| 9/22/00 | 100 | BRISTOL MYERS SQUIBB CO COM | 12/12/01 | 5064 | 5525 | (461) | LT | | |
| 9/22/00 | 300 | BRISTOL MYERS SQUIBB CO COM | 12/12/01 | 15193 | 16517 | (1324) | LT | | |
| 9/28/00 | 100 | BRISTOL MYERS SQUIBB CO COM | 12/12/01 | 5064 | 5586 | (522) | ST | | |
| 7/18/01 | 200 | ELAN PLC ADR | 12/12/01 | 8223 | 12173 | (3950) | ST | | |
| 9/26/01 | 300 | GETTY IMAGES INC COM | 12/12/01 | 6030 | 2925 | 3105 | ST | | |
| 2/28/00 | 100 | VERISIGN IN COM | 12/13/01 | 4257 | 23338 | (19081) | LT | | |
| 7/13/00 | 100 | ESTERLINE TECHNOLOGIES CORP COM | 12/13/01 | 1489 | 1504 | (15) | LT | | |
| 9/27/01 | 200 | GETTY IMAGES INC COM | 12/13/01 | 4031 | 1909 | 2122 | ST | | |
| 10/23/01 | 55000 | FANNIE MAE GLOBAL NT | 12/13/01 | 58682 | 59327 | (645) | ST | | |
| 10/30/01 | 300000 | FREDDIE MAC NOTE | 12/13/01 | 293168 | 307746 | (14578) | ST | | |
| 2/28/00 | 100 | VERISIGN IN COM | 12/14/01 | 4205 | 23338 | (19133) | LT | | |
| 8/17/00 | 200 | ESTERLINE TECHNOLOGIES CORP COM | 12/14/01 | 3016 | 2993 | 23 | LT | | |

| Date | Acquired | Shares | Security | Date | Sold | Proceeds | Cost | Gain/ (Loss) | Length |
|---------|----------|--------|--|----------|-------|----------|---------|-----------------|--------|
| 9/27/01 | 400 | | GTTY IMAGES INC COM | 12/14/01 | 7874 | 3817 | 4057 | | ST |
| 8/28/00 | 1055 | | LB COMMERCIAL CONDUIT MTG TR CMO SEQ PYR 99- | 12/15/01 | 1055 | 1055 | 0 | | LT |
| 2/21/01 | 1495 | | BEAR STEARNS COML MTG SECS INC CMO SEQ PYR 9 | 12/15/01 | 1495 | 1495 | 0 | | ST |
| 2/21/01 | 1061 | | GE CAP COMMERCIAL MTG CORP CMO SEQ PYR 2000- | 12/15/01 | 1061 | 1061 | 0 | | ST |
| 2/21/01 | 3288 | | MORGAN STANLEY CAPITAL I INC CMO SEQ PYR 1998- | 12/15/01 | 3288 | 3288 | 0 | | ST |
| 2/28/00 | 100 | | VERISIGN IN COM | 12/17/01 | 4192 | 23338 | (19146) | | LT |
| 8/17/00 | 200 | | ESTERLINE TECHNOLOGIES CORP COM | 12/17/01 | 3077 | 2993 | 84 | | LT |
| 9/27/01 | 400 | | GTTY IMAGES INC COM | 12/17/01 | 8052 | 3817 | 4235 | | ST |
| 8/15/00 | 100 | | ESTERLINE TECHNOLOGIES CORP COM | 12/18/01 | 1561 | 1487 | 74 | | LT |
| 8/18/00 | 200 | | ESTERLINE TECHNOLOGIES CORP COM | 12/18/01 | 3158 | 2983 | 175 | | LT |
| 2/21/01 | 2118 | | CHASE COMMERCIAL MTG SECS CORP CMO SEQ PYR | 12/18/01 | 2118 | 2118 | 0 | | ST |
| 9/27/01 | 300 | | GTTY IMAGES INC COM | 12/18/01 | 6257 | 2863 | 3394 | | ST |
| 6/27/00 | 200 | | ESTERLINE TECHNOLOGIES CORP COM | 12/19/01 | 3085 | 2962 | 123 | | LT |
| 9/27/01 | 100 | | GTTY IMAGES INC COM | 12/19/01 | 2100 | 954 | 1146 | | ST |
| 7/2/99 | 644 | | NATIONSLINK FUNDING CORP CMO SEQ PYR 98-2 A1 | 12/20/01 | 644 | 644 | 0 | | LT |
| 6/27/00 | 100 | | ESTERLINE TECHNOLOGIES CORP COM | 12/20/01 | 1532 | 1481 | 51 | | LT |
| 2/22/01 | 800 | | SOUTHTRUST CORP COM | 12/20/01 | 19933 | 16825 | 3108 | | ST |
| 3/1/01 | 200 | | SOUTHTRUST CORP COM | 12/20/01 | 4983 | 4227 | 756 | | ST |
| 3/2/01 | 400 | | SOUTHTRUST CORP COM | 12/20/01 | 9966 | 8866 | 1100 | | ST |
| 8/2/01 | 3200 | | SPRINT CORP FON GROUP COM | 12/20/01 | 63230 | 78061 | (14831) | | ST |
| 6/30/00 | 200 | | ESTERLINE TECHNOLOGIES CORP COM | 12/24/01 | 3128 | 2962 | 166 | | LT |
| 10/2/01 | 4408 | | FANNIE MAE POOL 574785 | 12/25/01 | 4405 | 4408 | (3) | | ST |
| 6/28/00 | 200 | | ESTERLINE TECHNOLOGIES CORP COM | 12/26/01 | 3189 | 2960 | 229 | | LT |
| 6/29/00 | 300 | | ESTERLINE TECHNOLOGIES CORP COM | 12/26/01 | 4784 | 4442 | 342 | | LT |
| 6/30/00 | 100 | | ESTERLINE TECHNOLOGIES CORP COM | 12/26/01 | 1595 | 1481 | 114 | | LT |
| 5/11/00 | 50 | | ZIMMER HLDGS INC | 12/27/01 | 1488 | 1363 | 125 | | LT |
| 6/15/00 | 30 | | ZIMMER HLDGS INC | 12/27/01 | 893 | 826 | 67 | | LT |
| 7/11/00 | 40 | | ZIMMER HLDGS INC | 12/27/01 | 1191 | 1166 | 25 | | LT |
| 9/22/00 | 10 | | ZIMMER HLDGS INC | 12/27/01 | 298 | 289 | 9 | | LT |
| 9/22/00 | 30 | | ZIMMER HLDGS INC | 12/27/01 | 893 | 863 | 30 | | LT |
| 9/28/00 | 10 | | ZIMMER HLDGS INC | 12/27/01 | 298 | 145 | 153 | | LT |
| 5/11/00 | 500 | | BRISTOL MYERS SQUIBB CO COM | 12/28/01 | 25811 | 26083 | (272) | | LT |

Tax I.D. #34-1595929
 Capital Gains (Losses) 2001

| Date | Shares | Security |
|---------|--------|-----------------------------|
| 6/15/00 | 300 | BRISTOL MYERS SQUIBB CO COM |
| 6/13/01 | 300 | IVAX CORP COM |
| 9/25/01 | 100 | BRISTOL MYERS SQUIBB CO COM |
| 5/23/00 | 900 | INGERSOLL RAND CO COM |

| Date Sold | Proceeds | Cost | Gain/ (Loss) | Length |
|-----------|-------------------|-------------------|--------------------------|--------|
| 12/28/01 | 15487 | 15811 | (324) | ST |
| 12/28/01 | 6115 | 11418 | (5303) | ST |
| 12/28/01 | 5162 | 5281 | (119) | LT |
| 12/31/01 | 38372 | 43189 | (4817) | LT |
| | <u>52,823,922</u> | <u>56,056,967</u> | <u><3,233,045></u> | |

NORD FAMILY FOUNDATION

I.D. #34-1595929

FORM 990-PF

YEAR ENDED December 31, 2001

Part XV, Lines 2(a)-(d):

Sharon White, Controller
The Nord Family Foundation
347 Midway Blvd , Suite #312
Elyria, Ohio 44035
Telephone (440) 324-2822

Applications should be submitted in written form and should contain 1) names of the applicant agency and a statement of the agency's function, 2) a list of current board members, 3) a statement of objectives of the proposed project; 4) a budget showing expenditures and income from the agency and, separately, for the proposed project; 5) a copy of the organization's letter of determination from the Internal Revenue Service granting tax-exempt status

No grant application forms are currently used by The Foundation.

Foundation Trustees meet at least three times a year to review requests. These meetings are usually held in February, June, and October. Proposals to be considered at any Trustee meeting should be submitted six weeks prior to the scheduled meeting date.

The Foundation makes grants to non-profit agencies and organizations that have qualified with the Internal Revenue Service as Section 501(c) (3) organization and to governmental units described in Section 170(c)(1).

The Foundation is concerned primarily with Lorain County and Cuyahoga County, Ohio and communities in which Nord Family members reside. The Foundation is especially interested in projects assisting disadvantaged minorities and others finding it difficult or impossible to help themselves. Leading fields of interest are education, social services, health, civic and cultural activities.

The Foundation considers both capital and program requests. Funds are usually granted for a one-year period, but multi-year proposals will also be considered.

Application for Extension of Time To File an Exempt Organization Return

▶ File a separate application for each return

- If you are filing for an Automatic 3-Month Extension, complete only Part I and check this box ▶
 - If you are filing for an Additional (not automatic) 3-Month Extension, complete only Part II (on page 2 of this form)
- Note: Do not complete Part II unless you have already been granted an automatic 3-month extension on a previously filed Form 8868**

Part I Automatic 3-Month Extension of Time - Only submit original (no copies needed)

Note: Form 990-T corporations requesting an automatic 6-month extension - check this box and complete Part I only ▶
All other corporations (including Form 990-C filers) must use Form 7004 to request an extension of time to file income tax returns. Partnerships, REMICs and trusts must use Form 8736 to request an extension of time to file Form 1065, 1066, or 1041

| | | |
|---|---|---|
| Type or print | Name of Exempt Organization THE NORD FAMILY FOUNDATION | Employer identification number 34-1595929 |
| File by the due date for filing your return See instructions. | Number, street, and room or suite no. If a P O box, see instructions. 347 MIDWAY BLVD., SUITE 312 | |
| | City, town or post office, state, and ZIP code. For a foreign address, see instructions. ELYRIA, OH 44035 | |

Check type of return to be filed (file a separate application for each return)

- | | | |
|---|--|------------------------------------|
| <input type="checkbox"/> Form 990 | <input type="checkbox"/> Form 990-T (corporation) | <input type="checkbox"/> Form 4720 |
| <input type="checkbox"/> Form 990-BL | <input type="checkbox"/> Form 990-T (sec 401(a) or 408(a) trust) | <input type="checkbox"/> Form 5227 |
| <input type="checkbox"/> Form 990-EZ | <input type="checkbox"/> Form 990-T (trust other than above) | <input type="checkbox"/> Form 6069 |
| <input checked="" type="checkbox"/> Form 990-PF | <input type="checkbox"/> Form 1041-A | <input type="checkbox"/> Form 8870 |

- If the organization does not have an office or place of business in the United States, check this box ▶
- If this is for a Group Return, enter the organization's four digit Group Exemption Number (GEN) _____. If this is for the whole group, check this box . If it is for part of the group, check this box and attach a list with the names and EINs of all members the extension will cover

1 I request an automatic 3 month (6 month, for 990-T corporation) extension of time until AUGUST 15, 2002 to file the exempt organization return for the organization named above. The extension is for the organization's return for calendar year 2001 or tax year beginning _____, and ending _____.

2 If this tax year is for less than 12 months, check reason Initial return Final return Change in accounting period

3a If this application is for Form 990-BL, 990-PF, 990-T, 4720, or 6069, enter the tentative tax, less any nonrefundable credits. See instructions \$ 67,011.

b If this application is for Form 990-PF or 990-T, enter any refundable credits and estimated tax payments made. Include any prior year overpayment allowed as a credit \$ 67,011.

c Balance Due Subtract line 3b from line 3a. Include your payment with this form, or, if required, deposit with FTD coupon or, if required, by using EFTPS (Electronic Federal Tax Payment System). See instructions \$ 0.

Signature and Verification

Under penalties of perjury, I declare that I have examined this form, including accompanying schedules and statements, and to the best of my knowledge and belief, it is true, correct, and complete, and that I am authorized to prepare this form.

Signature ▶ *Harry D. McKay* Title ▶ CPA DELOITTE & TOUCHE LLP ID NO 13-3891517
 127 PUBLIC SQUARE CLEVELAND, OHIO 44114 Date ▶ 5/6/02
 LHA For Paperwork Reduction Act Notice, see instruction Form 8868 (12-2000)

- If you are filing for an Additional (not automatic) 3-Month Extension, complete only Part II and check this box **X**
- Note. Only complete Part II if you have already been granted an automatic 3-month extension on a previously filed Form 8868.
- If you are filing for an Automatic 3-Month Extension, complete only Part I (on page 1)

Part II Additional (not automatic) 3-Month Extension of Time - Must file Original and One Copy.

| | | |
|--|--|---|
| Type or print. File by the extended due date for filing the return. See instructions. | Name of Exempt Organization THE NORD FAMILY FOUNDATION | Employer identification number 34-1595929 |
| | Number, street, and room or suite no. If a P O. box, see instructions 347 MIDWAY BLVD., SUITE 210 | For IRS use only |
| | City, town or post office, state, and ZIP code. For a foreign address, see instructions ELYRIA, OH 44035 | |

Check type of return to be filed (File a separate application for each return):

Form 990
 Form 990-EZ
 Form 990-T (sec. 401(a) or 408(a) trust)
 Form 1041-A
 Form 5227
 Form 8870
 Form 990-BL
 Form 990-PF
 Form 990-T (trust other than above)
 Form 4720
 Form 6069

STOP: Do not complete Part II if you were not already granted an automatic 3-month extension on a previously filed Form 8868.

- If the organization does not have an office or place of business in the United States, check this box
- If this is for a Group Return, enter the organization's four digit Group Exemption Number (GEN) _____ If this is for the whole group, check this box . If it is for part of the group, check this box and attach a list with the names and EINs of all members the extension is for

4 I request an additional 3-month extension of time until NOVEMBER 15, 2002

5 For calendar year 2001, or other tax year beginning _____ and ending _____

6 If this tax year is for less than 12 months, check reason. Initial return Final return Change in accounting period

7 State in detail why you need the extension
ADDITIONAL INFORMATION IS NEEDED TO FILE A COMPLETE AND ACCURATE RETURN.

8a If this application is for Form 990-BL, 990-PF, 990-T, 4720, or 6069, enter the tentative tax, less any nonrefundable credits. See instructions \$ 70,011.

b If this application is for Form 990-PF, 990-T, 4720, or 6069, enter any refundable credits and estimated tax payments made. Include any prior year overpayment allowed as a credit and any amount paid previously with Form 8868 \$ 70,011.

c Balance Due. Subtract line 8b from line 8a. Include your payment with this form, or, if required, deposit with FTD coupon or, if required, by using EFTPS (Electronic Federal Tax Payment System). See instructions \$ 0.

Signature and Verification

Under penalties of perjury, I declare that I have examined this form, including accompanying schedules and statements, and to the best of my knowledge and belief, it is true, correct, and complete, and that I am authorized to prepare this form

Signature Larry D. Myer Title CPA Date 7/29/02

Notice to Applicant - To Be Completed by the IRS

- We have approved this application. Please attach this form to the organization's return
- We have not approved this application. However, we have granted a 10-day grace period from the later of the date shown below or the due date of the organization's return (including any prior extensions). This grace period is considered to be a valid extension of time for elections otherwise required to be made on a timely return. Please attach this form to the organization's return.
- We have not approved this application. After considering the reasons stated in item 7, we cannot grant your request for an extension of time to file. We are not granting the 10-day grace period.
- We cannot consider this application because it was filed after the due date of the return for which an extension was requested
- Other _____

EXTENSION APPROVED

By _____ Date AUG 14 2002

Alternate Mailing Address - Enter the address if you want the copy of this application for an additional copy of this application returned to an address different than the one entered above

| | |
|---------------|---|
| Type or print | Name DELOITTE & TOUCHE, LLP ATTN: TAX PROCESSING |
| | Number and street (include suite, room, or apt no.) Or a P O box number 127 PUBLIC SQUARE, SUITE 2500 |
| | City or town, province or state, and country (including postal or ZIP code) CLEVELAND, OH 44114 |

LINDA W. BROFF, FIELD DIRECTOR
SUBMISSION PROCESSING, OGDEN