

Return of Organization Exempt from Income Tax

2002

Under section 501(c), 527, or 4947(a)(1) of the Internal Revenue Code (except black lung benefit trust or private foundation)

Open to Public Inspection

Department of the Treasury Internal Revenue Service

The organization may have to use a copy of this return to satisfy state reporting requirements

A For the 2002 calendar year, or tax year beginning Jul 1, 2002, and ending Jun 30, 2003

- B Check if applicable. Address change, Name change, Initial return, Final return, Amended return, Application pending

C Name of organization: AMERICAN SOCIETY OF MECHANICAL ENGINEERS. Address: THREE PARK AVE, NEW YORK, NY 10016-5990

D Employer Identification Number: 13-1623899. E Telephone number: (212) 591-7000. F Accounting method: Accrual

Section 501(c)(3) organizations and 4947(a)(1) nonexempt charitable trusts must attach a completed Schedule A (Form 990 or 990-EZ).

H and I are not applicable to section 527 organizations. H (a) Is this a group return for affiliates? No. H (b) If 'Yes,' enter number of affiliates. H (c) Are all affiliates included? No. H (d) Is this a separate return filed by an organization covered by a group ruling? Yes. I Enter 4-digit GEN: 9203. M Check if the organization is not required to attach Schedule B: Yes

G Web site: www.amse.org

J Organization type (check only one): 501(c) 3

K Check here if the organization's gross receipts are normally not more than \$25,000. The organization need not file a return with the IRS; but if the organization received a Form 990 Package in the mail, it should file a return without financial data. Some states require a complete return.

L Gross receipts: Add lines 6b, 8b, 9b, and 10b to line 12: 61,342,500.

Part I Revenue, Expenses, and Changes in Net Assets or Fund Balances (See Instructions)

Table with 21 rows and 4 columns. Rows include: 1 Contributions, gifts, grants, and similar amounts received; 2 Program service revenue including government fees and contracts; 3 Membership dues and assessments; 4 Interest on savings and temporary cash investments; 5 Dividends and interest from securities; 6a Gross rents; 6b Less: rental expenses; 6c Net rental income or (loss); 7 Other investment income; 8a Gross amount from sales of assets other than inventory; 8b Less: cost or other basis and sales expenses; 8c Gain or (loss); 8d Net gain or (loss); 9 Special events and activities; 10a Gross sales of inventory, less returns and allowances; 10b Less: cost of goods sold; 10c Gross profit or (loss) from sales of inventory; 11 Other revenue; 12 Total revenue; 13 Program services; 14 Management and general; 15 Fundraising; 16 Payments to affiliates; 17 Total expenses; 18 Excess or (deficit) for the year; 19 Net assets or fund balances at beginning of year; 20 Other changes in net assets or fund balances; 21 Net assets or fund balances at end of year.

JUN 22 '04

SCANNED

EXEMPT

EXPENSES

ASSETS

RECEIVED MAY 24 2004 OGDEN, UT IRS-OSC 710

26

Part II Statement of Functional Expenses All organizations must complete column (A) Columns (B), (C), and (D) are required for section 501(c)(3) and (4) organizations and section 4947(a)(1) nonexempt charitable trusts but optional for others

Do not include amounts reported on line 6b, 8b, 9b, 10b, or 16 of Part I	(A) Total	(B) Program services	(C) Management and general	(D) Fundraising
22 Grants and allocations (att sch) (cash \$ _____ non-cash \$ _____)	22			
23 Specific assistance to individuals (att sch)	23			
24 Benefits paid to or for members (att sch)	24			
25 Compensation of officers, directors, etc	25	0.	0.	0.
26 Other salaries and wages	26	24,839,427.	20,167,673.	4,671,754.
27 Pension plan contributions	27	1,986,333.	1,612,033.	374,300.
28 Other employee benefits	28	2,986,405.	2,423,654.	562,751.
29 Payroll taxes	29	1,811,689.	1,470,299.	341,390.
30 Professional fundraising fees	30	0.		0.
31 Accounting fees	31	95,700.	8,000.	87,700.
32 Legal fees	32	759,907.	474,921.	284,986.
33 Supplies	33	691,967.	523,729.	168,238.
34 Telephone	34	903,729.	685,192.	218,537.
35 Postage and shipping	35	2,966,460.	2,897,841.	68,619.
36 Occupancy	36	3,744,875.	3,122,271.	622,604.
37 Equipment rental and maintenance	37	1,529,060.	1,125,791.	403,269.
38 Printing and publications	38	6,713,920.	6,633,828.	80,092.
39 Travel	39	3,501,310.	2,976,749.	524,561.
40 Conferences, conventions, and meetings	40	2,511,590.	2,315,553.	196,037.
41 Interest	41			
42 Depreciation, depletion, etc (attach schedule)	42	1,730,202.	1,096,504.	633,698.
43 Other expenses not covered above (itemize):				
a Consulting	43a	5,457,715.	5,211,331.	246,384.
b Awards, Honorariums & Contributions	43b	1,099,112.	1,093,873.	5,239.
c Professional Dues, Publications	43c	736,977.	676,025.	60,952.
d Advertising & Advertising Commissions	43d	1,245,892.	1,179,621.	66,271.
e Sundry	43e	3,510,940.	1,390,199.	2,120,741.
44 Total functional expenses (add lines 22 - 43). Organizations completing columns (B) - (D), carry these totals to lines 13 - 15	44	68,823,210.	57,085,087.	11,738,123.

Joint Costs. Check if you are following SOP 98-2
 Are any joint costs from a combined educational campaign and fundraising solicitation reported in (B) Program services? Yes No
 If 'Yes,' enter (i) the aggregate amount of these joint costs \$ _____; (ii) the amount allocated to program services \$ _____, (iii) the amount allocated to management and general \$ _____, and (iv) the amount allocated to fundraising \$ _____

Part III Statement of Program Service Accomplishments

What is the organization's primary exempt purpose? <input type="checkbox"/> SEE ATTACHED SCHEDULE	Program Service Expenses (Required for 501(c)(3) and (4) organizations and 4947(a)(1) trusts, but optional for others)
a Council on Member Affairs promotes membership in ASME, provides record maintenance and aids local member groupings to meet and discuss technical presentations (Grants and allocations \$ 0.)	7,578,305.
b Council on Education annually provides approximately 100 technical educational seminars and home study courses of mech. engineers, establishes professional development guidelines, and promotes mechanical engineering as a career to Junior High and High school students (Grants and allocations \$ 0.)	5,292,722.
c Council on Public Affairs promotes the benefits provided to mankind by mechanical engineers, informs mechanical engineers on legislation of interest, and provides, on request, technical experts to aid national and local legislative bodies (Grants and allocations \$ 0.)	3,785,616.
d Council on Engineering annually organizes approximately 30 technical meetings, publishes approximately 200 technical books, papers, and proceedings, and aids government and industry research projects by securing funding and contracting with researchers. (Grants and allocations \$ 0.)	19,144,539.
e Other program services Council on Codes and Standards (Grants and allocations \$)	21,283,905.
f Total of Program Service Expenses (should equal line 44, column (B), program services)	57,085,087.

Part IV Balance Sheets (See Instructions)

Note: Where required, attached schedules and amounts within the description column should be for end-of-year amounts only.

		(A) Beginning of year		(B) End of year	
ASSETS	45 Cash – non-interest-bearing	3,044,682.	45	2,410,504.	
	46 Savings and temporary cash investments		46		
	47a Accounts receivable	4,366,957.			
	b Less: allowance for doubtful accounts	230,000.	4,803,022.	47c	4,136,957.
	48a Pledges receivable				
	b Less: allowance for doubtful accounts			48c	
	49 Grants receivable			49	
	50 Receivables from officers, directors, trustees, and key employees (attach schedule)			50	
	51a Other notes & loans receivable (attach sch)				
	b Less: allowance for doubtful accounts			51c	
	52 Inventories for sale or use	1,667,438.	52	1,675,883.	
	53 Prepaid expenses and deferred charges	1,808,686.	53	2,312,107.	
	54 Investments – securities (attach schedule)	<input type="checkbox"/> Cost <input type="checkbox"/> FMV 58,641,799.	54	53,513,505.	
	55a Investments – land, buildings, & equipment: basis				
b Less: accumulated depreciation (attach schedule)			55c		
56 Investments – other (attach schedule)			56		
57a Land, buildings, and equipment: basis	21,494,233.				
b Less: accumulated depreciation (attach schedule)	11,841,490.	10,542,801.	57c	9,652,743.	
58 Other assets (describe <input type="checkbox"/>)			58		
59 Total assets (add lines 45 through 58) (must equal line 74)	80,508,428.	59	73,701,699.		
LIABILITIES	60 Accounts payable and accrued expenses	10,335,418.	60	12,208,238.	
	61 Grants payable		61		
	62 Deferred revenue	20,056,259.	62	15,625,249.	
	63 Loans from officers, directors, trustees, and key employees (attach schedule)		63		
	64a Tax-exempt bond liabilities (attach schedule)		64a		
	b Mortgages and other notes payable (attach schedule)		64b		
	65 Other liabilities (describe <input type="checkbox"/>)		65		
66 Total liabilities (add lines 60 through 65)	30,391,677.	66	27,833,487.		
NET ASSETS OR FUND BALANCES	Organizations that follow SFAS 117, check here <input checked="" type="checkbox"/> and complete lines 67 through 69 and lines 73 and 74.				
	67 Unrestricted	49,545,520.	67	45,317,887.	
	68 Temporarily restricted	434,664.	68	413,758.	
	69 Permanently restricted	136,567.	69	136,567.	
	Organizations that do not follow SFAS 117, check here <input type="checkbox"/> and complete lines 70 through 74.				
	70 Capital stock, trust principal, or current funds		70		
	71 Paid-in or capital surplus, or land, building, and equipment fund		71		
	72 Retained earnings, endowment, accumulated income, or other funds		72		
	73 Total net assets or fund balances (add lines 67 through 69 or lines 70 through 72, column (A) must equal line 19, column (B) must equal line 21)	50,116,751.	73	45,868,212.	
	74 Total liabilities and net assets/fund balances (add lines 66 and 73)	80,508,428.	74	73,701,699.	

Form 990 is available for public inspection and, for some people, serves as the primary or sole source of information about a particular organization. How the public perceives an organization in such cases may be determined by the information presented on its return. Therefore, please make sure the return is complete and accurate and fully describes, in Part III, the organization's programs and accomplishments.

BAA

Part IV-A Reconciliation of Revenue per Audited Financial Statements with Revenue per Return (See instructions.)		Part IV-B Reconciliation of Expenses per Audited Financial Statements with Expenses per Return	
a Total revenue, gains, and other support per audited financial statements ▶	a	a Total expenses and losses per audited financial statements ▶	a
	62,667,919.		68,823,210.
b Amounts included on line a but not on line 12, Form 990:		b Amounts included on line a but not on line 17, Form 990:	
(1) Net unrealized gains on investments \$ 1,325,419.		(1) Donated services and use of facilities \$	
(2) Donated services and use of facilities \$		(2) Prior year adjustments reported on line 20, Form 990 \$	
(3) Recoveries of prior year grants \$		(3) Losses reported on line 20, Form 990 \$	
(4) Other (specify):		(4) Other (specify):	
----- \$		----- \$	
Add amounts on lines (1) through (4) ▶	b 1,325,419.	Add amounts on lines (1) through (4) ▶	b
c Line a minus line b ▶	c 61,342,500.	c Line a minus line b ▶	c 68,823,210.
d Amounts included on line 12, Form 990 but not on line a:		d Amounts included on line 17, Form 990 but not on line a:	
(1) Investment expenses not included on line 6b, Form 990 \$		(1) Investment expenses not included on line 6b, Form 990 \$	
(2) Other (specify):		(2) Other (specify):	
----- \$		----- \$	
Add amounts on lines (1) and (2) ▶	d	Add amounts on lines (1) and (2) ▶	d
e Total revenue per line 12, Form 990 (line c plus line d) ▶	e 61,342,500.	e Total expenses per line 17, Form 990 (line c plus line d) ▶	e 68,823,210.

Part V List of Officers, Directors, Trustees, and Key Employees (List each one even if not compensated, see instructions)

(A) Name and address	(B) Title and average hours per week devoted to position	(C) Compensation (if not paid, enter -0-)	(D) Contributions to employee benefit plans and deferred compensation	(E) Expense account and other allowances
SEE SCHEDULE OF SOCIETY OFFICERS 7/02-6/03	SEE ATTACHED 40+	0.	0.	0.

75 Did any officer, director, trustee, or key employee receive aggregate compensation of more than \$100,000 from your organization and all related organizations, of which more than \$10,000 was provided by the related organizations? ▶ Yes No
 If 'Yes,' attach schedule – see instructions.

Part VI Other Information (See instructions.)

Yes No

76	Did the organization engage in any activity not previously reported to the IRS? If 'Yes,' attach a detailed description of each activity	76		X
77	Were any changes made in the organizing or governing documents but not reported to the IRS? If 'Yes,' attach a conformed copy of the changes	77		X
78a	Did the organization have unrelated business gross income of \$1,000 or more during the year covered by this return?	78a	X	
	b If 'Yes,' has it filed a tax return on Form 990-T for this year?	78b	X	
79	Was there a liquidation, dissolution, termination, or substantial contraction during the year? If 'Yes,' attach a statement	79		X
80a	Is the organization related (other than by association with a statewide or nationwide organization) through common membership, governing bodies, trustees, officers, etc., to any other exempt or nonexempt organization?	80a		X
	b If 'Yes,' enter the name of the organization ▶ _____ and check whether it is <input type="checkbox"/> exempt or <input type="checkbox"/> nonexempt			
81a	Enter direct or indirect political expenditures See line 81 instructions	81a		0.
	b Did the organization file Form 1120-POL for this year?	81b		X
82a	Did the organization receive donated services or the use of materials, equipment, or facilities at no charge or at substantially less than fair rental value?	82a	X	
	b If 'Yes,' you may indicate the value of these items here Do not include this amount as revenue in Part I or as an expense in Part II. (See instructions in Part III.)	82b		
83a	Did the organization comply with the public inspection requirements for returns and exemption applications?	83a	X	
	b Did the organization comply with the disclosure requirements relating to quid pro quo contributions?	83b	X	
84a	Did the organization solicit any contributions or gifts that were not tax deductible?	84a		X
	b If 'Yes,' did the organization include with every solicitation an express statement that such contributions or gifts were not tax deductible?	84b		
85	501(c)(4), (5), or (6) organizations a Were substantially all dues nondeductible by members?	85a		
	b Did the organization make only in-house lobbying expenditures of \$2,000 or less?	85b		
	If 'Yes' was answered to either 85a or 85b, do not complete 85c through 85h below unless the organization received a waiver for proxy tax owed for the prior year.			
	c Dues, assessments, and similar amounts from members	85c		
	d Section 162(e) lobbying and political expenditures	85d		
	e Aggregate nondeductible amount of section 6033(e)(1)(A) dues notices	85e		
	f Taxable amount of lobbying and political expenditures (line 85d less 85e)	85f		
	g Does the organization elect to pay the section 6033(e) tax on the amount on line 85f?	85g		
	h If section 6033(e)(1)(A) dues notices were sent, does the organization agree to add the amount on line 85f to its reasonable estimate of dues allocable to nondeductible lobbying and political expenditures for the following tax year?	85h		
86	501(c)(7) organizations. Enter: a Initiation fees and capital contributions included on line 12	86a		
	b Gross receipts, included on line 12, for public use of club facilities	86b		
87	501(c)(12) organizations. Enter. a Gross income from members or shareholders	87a		
	b Gross income from other sources (Do not net amounts due or paid to other sources against amounts due or received from them)	87b		
88	At any time during the year, did the organization own a 50% or greater interest in a taxable corporation or partnership, or an entity disregarded as separate from the organization under Regulations sections 301.7701-2 and 301.7701-3? If 'Yes,' complete Part IX	88		X
89a	501(c)(3) organizations. Enter. Amount of tax imposed on the organization during the year under: section 4911 ▶ 0. , section 4912 ▶ 0. ; section 4955 ▶ 0.			
	b 501(c)(3) and 501(c)(4) organizations Did the organization engage in any section 4958 excess benefit transaction during the year or did it become aware of an excess benefit transaction from a prior year? If 'Yes,' attach a statement explaining each transaction	89b		X
	c Enter. Amount of tax imposed on the organization managers or disqualified persons during the year under sections 4912, 4955, and 4958 ▶ 0.			
	d Enter. Amount of tax on line 89c, above, reimbursed by the organization ▶ 0.			
90a	List the states with which a copy of this return is filed ▶ NEW YORK, CALIFORNIA, INDIANA			
	b Number of employees employed in the pay period that includes March 12, 2002 (See instructions.)	90b		400
91	The books are in care of ▶ RAYMOND J. FARRELLY, CONTROLLER Telephone number ▶ (973) 882-1170 Located at ▶ 22 LAW DRIVE, PO BOX 2900, FAIRFIELD NJ ZIP + 4 ▶ 07007-2900			
92	Section 4947(a)(1) nonexempt charitable trusts filing Form 990 in lieu of Form 1041 - Check here and enter the amount of tax-exempt interest received or accrued during the tax year ▶ 92			

Part VII Analysis of Income-Producing Activities (See instructions.)

Note: Enter gross amounts unless otherwise indicated

	Unrelated business income		Excluded by section 512, 513, or 514		(E) Related or exempt function income
	(A) Business code	(B) Amount	(C) Exclusion code	(D) Amount	
93 Program service revenue:					
a TOTAL PROGRAM REVENUE					52,506,351.
b TRF-ADVERTISING REVENUES	541800	2,656,848.			-2,656,848.
c TRF-SERVICES TO SOCIETIES REVENUE	561000	474,880.			-474,880.
d TRF-MAILING LIST & AFFINITY CARD			15	761,062.	-761,062.
e					
f Medicare/Medicaid payments					
g Fees & contracts from government agencies					
94 Membership dues and assessments					8,264,157.
95 Interest on savings & temporary cash invmnts					
96 Dividends & interest from securities			14	1,721,709.	
97 Net rental income or (loss) from real estate:					
a debt-financed property					
b not debt-financed property					
98 Net rental income or (loss) from pers prop					
99 Other investment income					
100 Gain or (loss) from sales of assets other than inventory			18	-1,906,752.	
101 Net income or (loss) from special events					
102 Gross profit or (loss) from sales of inventory					
103 Other revenue: a					
b					
c					
d					
e					
104 Subtotal (add columns (B), (D), and (E))		3,131,728.		576,019.	56,877,718.
105 Total (add line 104, columns (B), (D), and (E))					60,585,465.

Note: Line 105 plus line 1d, Part I, should equal the amount on line 12, Part I.

Part VIII Relationship of Activities to the Accomplishment of Exempt Purposes (See instructions.)

Line No.	Explain how each activity for which income is reported in column (E) of Part VII contributed importantly to the accomplishment of the organization's exempt purposes (other than by providing funds for such purposes).
93	Program Revenues include a myriad of undertakings, including Journal Research, Standards Settings, Education, all related to Mechanical Engineering

Part IX Information Regarding Taxable Subsidiaries and Disregarded Entities (See instructions.) N/A


(A) Name, address, and EIN of corporation, partnership, or disregarded entity	(B) Percentage of ownership interest	(C) Nature of activities	(D) Total income	(E) End-of-year assets
	%			
	%			
	%			
	%			


Part X Information Regarding Transfers Associated with Personal Benefit Contracts (See instructions.)

- a Did the organization, during the year, receive any funds, directly or indirectly, to pay premiums on a personal benefit contract? Yes No
- b Did the organization, during the year, pay premiums, directly or indirectly, on a personal benefit contract? Yes No

Note: If 'Yes' to (b), file Form 8870 and Form 4720 (see instructions).

Under penalties of perjury, I declare that I have examined this return, including accompanying schedules and statements, and to the best of my knowledge and belief, it is true, correct, and complete. Declaration of preparer (other than officer) is based on all information of which he or she has any knowledge.

Please Sign Here
 Signature of officer: 
 Type or print name and title: Joseph Holm, Asst. Treasurer

Paid Preparer's Use Only
 Preparer's signature: 
 Preparer's (other than self-employed) address, and ZIP + 4: Non-Paid Preparer

SCHEDULE A
(Form 990 or 990-EZ)

**Organization Exempt Under
Section 501(c)(3)**

OMB No 1545-0047

(Except Private Foundation) and Section 501(e), 501(f), 501(k),
501(n), or Section 4947(a)(1) Nonexempt Charitable Trust

2002

Department of the Treasury
Internal Revenue Service

Supplementary Information — (See separate instructions.)

▶ **MUST be completed by the above organizations and attached to their Form 990 or 990-EZ.**

Name of the organization AMERICAN SOCIETY OF MECHANICAL ENGINEERS	Employer identification number 13-1623899
---	---

Part I Compensation of the Five Highest Paid Employees Other Than Officers, Directors, and Trustees
(See instructions. List each one. If there are none, enter 'None.')

(a) Name and address of each employee paid more than \$50,000	(b) Title and average hours per week devoted to position	(c) Compensation	(d) Contributions to employee benefit plans and deferred compensation	(e) Expense account and other allowances
June Ling ----- Three Park Ave. NY, NY 10016-5990	Managing Director 40+	218,487.	12,000.	0.
John G. Falcioni ----- Three Park Ave. NY, NY 10016-5990	Managing Director 40+	169,667.	8,483.	0.
Thomas G. Loughlin ----- Three Park Ave. NY, NY 10016-5990	Director 40+	167,765.	5,024.	0.
Philip W. Hamilton ----- Three Park Ave. NY, NY 10016-5990	Managing Director 40+	167,475.	11,000.	0.
Chor W. Tan ----- Three Park Ave. NY, NY 10016-5990	Managing Director 40+	155,227.	6,066.	0.
Total number of other employees paid over \$50,000	▶ 205			

Part II Compensation of the Five Highest Paid Independent Contractors for Professional Services
(See instructions. List each one (whether individuals or firms). If there are none, enter 'None.')

(a) Name and address of each independent contractor paid more than \$50,000	(b) Type of service	(c) Compensation
Patterson, Belknap, Webb & Tyler ----- 1133 Avenue of the Americans, NY, NY 10036-6710	Legal Services	553,169.
Qaiso- Stephen A. Berner ----- 4545 Mountaingate Drive, Reno, NV 89509	Survey Inspection & Accreditation	311,905.
LOCKHART ASSOCIATES, INC ----- 120 STATE AVENUE #1191, Olympia, WA 98501	Survey Inspection & Accreditation	293,993.
Michael F. Sullivan, Inc. ----- 1539 Country Club Road, Camano Island, WA 98292	Survey Inspection & Accreditation	286,753.
DESIGN CONTROL ASSOCIATES INC ----- 2317 WEDGEWOOD DR. S.E., Olympia, WA 98501	Survey Inspection & Accreditation	280,107.
Total number of others receiving over \$50,000 for professional services	▶ 34	

Part III Statements About Activities (See instructions.)

	Yes	No
1 During the year, has the organization attempted to influence national, state, or local legislation, including any attempt to influence public opinion on a legislative matter or referendum? If 'Yes,' enter the total expenses paid or incurred in connection with the lobbying activities . . . ▶ \$ <u>384,233.</u> <u>384,233.</u> (Must equal amounts on line 38, Part VI-A, or line i of Part VI-B.) Organizations that made an election under section 501(h) by filing Form 5768 must complete Part VI-A. Other organizations checking 'Yes,' must complete Part VI-B AND attach a statement giving a detailed description of the lobbying activities	X	
2 During the year, has the organization, either directly or indirectly, engaged in any of the following acts with any substantial contributors, trustees, directors, officers, creators, key employees, or members of their families, or with any taxable organization with which any such person is affiliated as an officer, director, trustee, majority owner, or principal beneficiary? (If the answer to any question is 'Yes,' attach a detailed statement explaining the transactions)		
a Sale, exchange, or leasing of property?		X
b Lending of money or other extension of credit?		X
c Furnishing of goods, services, or facilities?		X
d Payment of compensation (or payment or reimbursement of expenses if more than \$1,000)?	X	
e Transfer of any part of its income or assets?		X
3 Does the organization make grants for scholarships, fellowships, student loans, etc? (See Note below.)		X
4 Do you have a section 403(b) annuity plan for your employees?	X	
Note: Attach a statement to explain how the organization determines that individuals or organizations receiving grants or loans from it in furtherance of its charitable programs 'qualify' to receive payments.		

Part IV Reason for Non-Private Foundation Status (See instructions.)

The organization is not a private foundation because it is: (Please check only **ONE** applicable box.)

- 5 A church, convention of churches, or association of churches Section 170(b)(1)(A)(i).
- 6 A school Section 170(b)(1)(A)(ii). (Also complete Part V.)
- 7 A hospital or a cooperative hospital service organization Section 170(b)(1)(A)(iii).
- 8 A Federal, state, or local government or governmental unit. Section 170(b)(1)(A)(v).
- 9 A medical research organization operated in conjunction with a hospital. Section 170(b)(1)(A)(iii). Enter the hospital's name, city, and state ▶ -----
- 10 An organization operated for the benefit of a college or university owned or operated by a governmental unit Section 170(b)(1)(A)(iv) (Also complete the **Support Schedule** in Part IV-A.)
- 11a An organization that normally receives a substantial part of its support from a governmental unit or from the general public Section 170(b)(1)(A)(vi) (Also complete the **Support Schedule** in Part IV-A.)
- 11b A community trust Section 170(b)(1)(A)(vi). (Also complete the **Support Schedule** in Part IV-A.)
- 12 An organization that normally receives: (1) more than 33-1/3% of its support from contributions, membership fees, and gross receipts from activities related to its charitable, etc, functions – subject to certain exceptions, and (2) no more than 33-1/3% of its support from gross investment income and unrelated business taxable income (less section 511 tax) from businesses acquired by the organization after June 30, 1975. See section 509(a)(2). (Also complete the **Support Schedule** in Part IV-A.)
- 13 An organization that is not controlled by any disqualified persons (other than foundation managers) and supports organizations described in: (1) lines 5 through 12 above; or (2) section 501(c)(4), (5), or (6), if they meet the test of section 509(a)(2) (See section 509(a)(3).)

Provide the following information about the supported organizations. (See instructions.)

(a) Name(s) of supported organization(s)	(b) Line number from above

- 14 An organization organized and operated to test for public safety. Section 509(a)(4). (See instructions.)

Part IV-A Support Schedule (Complete only if you checked a box on line 10, 11, or 12) *Use cash method of accounting.*

Note: You may use the worksheet in the instructions for converting from the accrual to the cash method of accounting

Calendar year (or fiscal year beginning in)	(a) 2001	(b) 2000	(c) 1999	(d) 1998	(e) Total
15 Gifts, grants, and contributions received (Do not include unusual grants See line 28)	947,798.	844,705.	867,938.	1,319,213.	3,979,654.
16 Membership fees received	8,283,974.	8,302,864.	8,299,129.	8,245,172.	33,131,139.
17 Gross receipts from admissions, merchandise sold or services performed, or furnishing of facilities in any activity that is related to the organization's charitable, etc. purpose	51,042,618.	47,483,906.	46,195,985.	48,931,049.	193,653,558.
18 Gross income from interest, dividends, amounts received from payments on securities loans (section 512(a)(5)), rents, royalties, and unrelated business taxable income (less section 511 taxes) from businesses acquired by the organization after June 30, 1975	5,570,853.	6,332,963.	6,111,080.	6,399,194.	24,414,090.
19 Net income from unrelated business activities not included in line 18	0.	0.	0.	0.	0.
20 Tax revenues levied for the organization's benefit and either paid to it or expended on its behalf	0.	0.	0.	0.	0.
21 The value of services or facilities furnished to the organization by a governmental unit without charge. Do not include the value of services or facilities generally furnished to the public without charge	0.	0.	0.	0.	0.
22 Other income Attach a schedule. Do not include gain or (loss) from sale of capital assets	0.	0.	0.	0.	0.
23 Total of lines 15 through 22	65,845,243.	62,964,438.	61,474,132.	64,894,628.	255,178,441.
24 Line 23 minus line 17	14,802,625.	15,480,532.	15,278,147.	15,963,579.	61,524,883.
25 Enter 1% of line 23	658,452.	629,644.	614,741.	648,946.	

26 Organizations described on lines 10 or 11:

a Enter 2% of amount in column (e), line 24 ▶ **26a**

b Prepare a list for your records to show the name of and amount contributed by each person (other than a governmental unit or publicly supported organization) whose total gifts for 1998 through 2001 exceeded the amount shown in line 26a. Do not file this list with your return. Enter the total of all these excess amounts ▶ **26b**

c Total support for section 509(a)(1) test: Enter line 24, column (e) ▶ **26c**

d Add. Amounts from column (e) for lines: **18** _____ **19** _____ ▶ **26d**
22 _____ **26b** _____ ▶ **26e**

e Public support (line 26c minus line 26d total) ▶ **26e**

f Public support percentage (line 26e (numerator) divided by line 26c (denominator)) ▶ **26f** %

27 Organizations described on line 12:

a For amounts included in lines 15, 16, and 17 that were received from a 'disqualified person,' prepare a list for your records to show the name of, and total amounts received in each year from, each 'disqualified person.' Do not file this list with your return. Enter the sum of such amounts for each year.
 (2001) _____ (2000) _____ 0. (1999) _____ 0. (1998) _____ 0.

b For any amount included in line 17 that was received from each person (other than 'disqualified persons'), prepare a list for your records to show the name of, and amount received for each year, that was more than the larger of (1) the amount on line 25 for the year or (2) \$5,000. (Include in the list organizations described in lines 5 through 11, as well as individuals.) Do not file this list with your return. After computing the difference between the amount received and the larger amount described in (1) or (2), enter the sum of these differences (the excess amounts) for each year.
 (2001) _____ (2000) _____ 0. (1999) _____ 0. (1998) _____ 0.

c Add. Amounts from column (e) for lines: **15** 3,979,654. **16** 33,131,139. ▶ **27c** 230,764,351.
17 193,653,558. **20** 0. **21** 0. ▶ **27d** 0.

d Add: Line 27a total _____ and line 27b total _____ ▶ **27e** 230,764,351.

e Public support (line 27c total minus line 27d total) ▶ **27e** 230,764,351.

f Total support for section 509(a)(2) test. Enter amount from line 23, column (e) ▶ **27f** 255,178,441.

g Public support percentage (line 27e (numerator) divided by line 27f (denominator)) ▶ **27g** 90.43 %

h Investment income percentage (line 18, column (e) (numerator) divided by line 27f (denominator)) ▶ **27h** 9.57 %

28 Unusual Grants: For an organization described in line 10, 11, or 12 that received any unusual grants during 1998 through 2001, prepare a list for your records to show, for each year, the name of the contributor, the date and amount of the grant, and a brief description of the nature of the grant. Do not file this list with your return. Do not include these grants in line 15

Part V Private School Questionnaire (See instructions)
 (To be completed ONLY by schools that checked the box on line 6 in Part IV)

N/A
 Yes No

<p>29 Does the organization have a racially nondiscriminatory policy toward students by statement in its charter, bylaws, other governing instrument, or in a resolution of its governing body?</p>	<p>29</p>		
<p>30 Does the organization include a statement of its racially nondiscriminatory policy toward students in all its brochures, catalogues, and other written communications with the public dealing with student admissions, programs, and scholarships?</p>	<p>30</p>		
<p>31 Has the organization publicized its racially nondiscriminatory policy through newspaper or broadcast media during the period of solicitation for students, or during the registration period if it has no solicitation program, in a way that makes the policy known to all parts of the general community it serves? If 'Yes,' please describe, if 'No,' please explain. (If you need more space, attach a separate statement.)</p> <p>-----</p> <p>-----</p> <p>-----</p>	<p>31</p>		
<p>32 Does the organization maintain the following:</p>			
<p>a Records indicating the racial composition of the student body, faculty, and administrative staff?</p>	<p>32a</p>		
<p>b Records documenting that scholarships and other financial assistance are awarded on a racially nondiscriminatory basis?</p>	<p>32b</p>		
<p>c Copies of all catalogues, brochures, announcements, and other written communications to the public dealing with student admissions, programs, and scholarships?</p>	<p>32c</p>		
<p>d Copies of all material used by the organization or on its behalf to solicit contributions?</p>	<p>32d</p>		
<p>If you answered 'No' to any of the above, please explain. (If you need more space, attach a separate statement.)</p> <p>-----</p> <p>-----</p>			
<p>33 Does the organization discriminate by race in any way with respect to:</p>			
<p>a Students' rights or privileges?</p>	<p>33a</p>		
<p>b Admissions policies?</p>	<p>33b</p>		
<p>c Employment of faculty or administrative staff?</p>	<p>33c</p>		
<p>d Scholarships or other financial assistance?</p>	<p>33d</p>		
<p>e Educational policies?</p>	<p>33e</p>		
<p>f Use of facilities?</p>	<p>33f</p>		
<p>g Athletic programs?</p>	<p>33g</p>		
<p>h Other extracurricular activities?</p>	<p>33h</p>		
<p>If you answered 'Yes' to any of the above, please explain. (If you need more space, attach a separate statement.)</p> <p>-----</p> <p>-----</p>			
<p>34a Does the organization receive any financial aid or assistance from a governmental agency?</p>	<p>34a</p>		
<p>b Has the organization's right to such aid ever been revoked or suspended?</p>	<p>34b</p>		
<p>If you answered 'Yes' to either 34a or b, please explain using an attached statement</p>			
<p>35 Does the organization certify that it has complied with the applicable requirements of sections 4.01 through 4.05 of Rev Proc 75-50, 1975-2 C.B. 587, covering racial nondiscrimination? If 'No,' attach an explanation.</p>	<p>35</p>		

Part VI-A Lobbying Expenditures by Electing Public Charities (See instructions.)
 (To be completed **ONLY** by an eligible organization that filed Form 5768)

Check **a** if the organization belongs to an affiliated group Check **b** if you checked 'a' and 'limited control' provisions apply

Limits on Lobbying Expenditures (The term 'expenditures' means amounts paid or incurred.)		(a) Affiliated group totals	(b) To be completed for ALL electing organizations
36	Total lobbying expenditures to influence public opinion (grassroots lobbying)	36	0.
37	Total lobbying expenditures to influence a legislative body (direct lobbying)	37	384,233.
38	Total lobbying expenditures (add lines 36 and 37)	38	384,233.
39	Other exempt purpose expenditures	39	66,677,810.
40	Total exempt purpose expenditures (add lines 38 and 39)	40	67,062,043.
41	Lobbying nontaxable amount. Enter the amount from the following table — If the amount on line 40 is — The lobbying nontaxable amount is — Not over \$500,000 20% of the amount on line 40 Over \$500,000 but not over \$1,000,000 \$100,000 plus 15% of the excess over \$500,000 Over \$1,000,000 but not over \$1,500,000 \$175,000 plus 10% of the excess over \$1,000,000 Over \$1,500,000 but not over \$17,000,000 \$225,000 plus 5% of the excess over \$1,500,000 Over \$17,000,000 \$1,000,000	41	1,000,000.
42	Grassroots nontaxable amount (enter 25% of line 41)	42	250,000.
43	Subtract line 42 from line 36. Enter -0- if line 42 is more than line 36	43	0.
44	Subtract line 41 from line 38. Enter -0- if line 41 is more than line 38	44	0.

Caution: If there is an amount on either line 43 or line 44, you must file Form 4720.

4-Year Averaging Period Under Section 501(h)

(Some organizations that made a section 501(h) election do not have to complete all of the five columns below
 See the instructions for lines 45 through 50)

Calendar year (or fiscal year beginning in) ▶	Lobbying Expenditures During 4-Year Averaging Period				
	(a) 2002	(b) 2001	(c) 2000	(d) 1999	(e) Total
45 Lobbying nontaxable amount	1,000,000.	1,000,000.	1,000,000.	1,000,000.	4,000,000.
46 Lobbying ceiling amount (150% of line 45(e))					6,000,000.
47 Total lobbying expenditures	384,233.	290,955.	298,979.	284,620.	1,258,787.
48 Grassroots non-taxable amount	250,000.	250,000.	250,000.	250,000.	1,000,000.
49 Grassroots ceiling amount (150% of line 48(e))					1,500,000.
50 Grassroots lobbying expenditures	0.	0.	0.	0.	0.

Part VI-B Lobbying Activity by Nonelecting Public Charities (For reporting only by organizations that did not complete Part VI-A) (See instructions)

N/A

During the year, did the organization attempt to influence national, state or local legislation, including any attempt to influence public opinion on a legislative matter or referendum, through the use of:

- a Volunteers
- b Paid staff or management (Include compensation in expenses reported on lines c through h.)
- c Media advertisements
- d Mailings to members, legislators, or the public
- e Publications, or published or broadcast statements
- f Grants to other organizations for lobbying purposes
- g Direct contact with legislators, their staffs, government officials, or a legislative body
- h Rallies, demonstrations, seminars, conventions, speeches, lectures, or any other means
- i Total lobbying expenditures (add lines c through h.)

Yes	No	Amount

If 'Yes' to any of the above, also attach a statement giving a detailed description of the lobbying activities.

The American Society of Mechanical Engineers Analysis of Line 20 - Other Changes in Net Assets or Fund Balances Federal Tax Return 990 - Fiscal Year Ended June 30, 2003 ASME International, Inc. EIN #13-1623899 ----- FYE June 30, 2003 Explanation of Line 19, Form 497 ASME International, Inc. EIN #13-1623899 ----- FYE June 30, 2003 Explanation of Line 17, Form CHAR002	
(1) Increase in Unrealized Appreciation on Investments	3,232,171
Total Line 20 Other Changes in Net Assets or Fund Balances	3,232,171
(1) - See Financial Statement and Audit Report, Footnote (4).	

The American Society of Mechanical Engineers Analysis of Line 43e - Sundry			
	Program Total	Support Total	Total Expenses
Accreditation Symbol Stamp	21,032.04	0.00	21,032.04
ASME Jewelry	9,965.36	0.00	9,965.36
Bad Debt Provision	134,185.54	115.86	134,301.40
Bank Fees	499,613.62	170,412.29	670,025.91
Insurance	161,037.78	44,030.68	205,068.46
Miscellaneous	388,395.53	40,670.89	429,066.42
Miscellaneous Retirement Charges		1,761,167.00	1,761,167.00
Non-capital Furniture, Fixtures, & Equ	16,598.05	926.16	17,524.21
Outside Services	103,437.82	19,529.06	122,966.88
Overhead Expenses	3,956.25	0.00	3,956.25
Payroll Service Fees	0.00	45,983.44	45,983.44
Recruitment	13,952.58	17,664.47	31,617.05
Relocation	1,217.75	3,171.95	4,389.70
Royalty Expense	14,966.43	0.00	14,966.43
Staff Service Awards	460.20	14,904.57	15,364.77
Taxes	15,789.32	0.00	15,789.32
Van Expenses	5,590.44	2,164.97	7,755.41
	1,390,198.71	2,120,741.34	3,510,940.05

The American Society of Mechanical Engineers
Statements and Explanations
Federal Tax Return 990 - Fiscal Year Ended June 30, 2003

Form 990, Part III, Primary Exempt Purpose:

To promote the art, science, and practice of mechanical engineering throughout the world.

Form 990, Part III, Line e:

Council on Codes and Standards aids the government and the general public through the establishment and continual systematic review of consensus Codes and Standards documents, some of which are enacted into law.

Schedule A (Form 990), Part III, Line 1:

The American Society of Mechanical Engineers conducts a government relations program to monitor and inform members about government actions of interest; and to provide information and advise the government on mechanical engineering related matters affecting public interest. This includes the development and dissemination of position papers on topics where mechanical engineers have technical expertise, such as energy, environment, and technology policy. Generally, these papers provide background and analysis of broad issues; occasionally, they address specific legislation before Congress or state legislatures.

**American Society of Mechanical Engineers
Form 990
July 1, 2002 through June 30, 2003
Part V, Page 4 List of Officers**

Name & Address	Title & Avg. Hours	Compensation	Contr to Emp Ben & Def Com	Expense Acct
Virgil Carter Three Park Ave NY, NY	Executive Director Full Time	\$ 246,061	\$ 4,219	Reimbursed
Joseph Holm Three Park Ave NY, NY	Asst Treasurer Full Time	\$ 177,592	\$11,000	Reimbursed
David Soukup Three Park Ave. NY, NY	Asst Secretary Full Time	\$ 155,434	\$ 6,193	Reimbursed

SOCIETY OFFICERS — JUNE 2002-JUNE 2003

BOARD OF GOVERNORS

President	S.H. Skemp	H. Armen	(2003)	J.R. Lloyd	(2005)
Past President	W.A. Weiblen	R.E. Feigel	(2003)	G.H. Poulin	(2004)
President- Nominee/Elect	R.I. Vachon	G. Hetsroni	(2003)	T.E. Shoup	(2004)
Executive Director	V.R. Carter	R.G. Jeffers	(2004)	S.Y. Zamrik	(2005)
		R.E. Landwaard	(2005)		

Members-at-Large

SENIOR VICE PRESIDENTS

J.W. Coaker	(2005)	Codes & Standards
R.J. Simoneau	(2003)	Education
F.C. Adamek	(2005)	Engineering
W.T. Cousins	(2004)	Member Affairs
D.Y. Goswami	(2003)	Public Affairs

VICE PRESIDENTS

Council on Codes & Standards

A.J. Spencer	(2003)	Conformity Assessment
C.W. Rowley	(2005)	Nuclear Codes & Standards
S.J. Korellis	(2004)	Performance Test Codes
D.A. Canonico	(2005)	Pressure Technology Codes & Standards
B.E. Hrubala	(2003)	Safety Codes & Standards
R.G. Narula	(2004)	Standardization

Council on Education

S. Carni	(2003)	Engineering Education
W.A. Nott	(2004)	Pre-College Education
C.M. Stong	(2005)	Professional Development

Council on Engineering

C.T. Herakovich	(2004)	Basic Engineering
O.O. Ochoa	(2004)	Communications
R.T. Laudenat	(2004)	Energy Conversion
W.M. Worek	(2005)	Energy Resources
R.T. Simmons	(2003)	Engineering & Technology Management
A. Akay	(2003)	Environment & Transportation
T.H. Okiishi	(2003)	International Gas Turbine Institute
J.A. Todd	(2005)	Manufacturing
D.E. Bray	(2005)	Materials & Structures
S. Jahanmir	(2004)	Research
S.A. Velinsky	(2005)	Systems & Design

Council on Member Affairs

M.B. Patel	(2003)	Region I
N.C. Allman	(2005)	Region II
K. A. Kroos	(2004)	Region III
N.C.J. Roskam	(2005)	Region IV
M.C. Aggarwal	(2004)	Region V
H.E. Conlon	(2005)	Region VI
D.A. Wieland	(2003)	Region VII
D.A. Armstrong	(2005)	Region VIII
L.K. Pham	(2003)	Region IX
J.B. Dietz	(2004)	Region X
K.R. Rao	(2003)	Region XI
T.L. Meador	(2004)	Region XII
D.F. Dauw	(2003)	Region XIII
J.H. Cook, Jr.	(2003)	Member Interests & Development
C.L. Proctor	(2004)	Professional Practice

Council on Public Affairs

D.M. Achgill	(2003)	Government Relations
M.S. Rathod	(2005)	Minorities & Women
S.E. Swisher Hametty	(2004)	Public Information

OTHER OFFICERS

Secretary and Treasurer	R.E. Nickell	Assistant Secretary	D.J. Soukup
		Assistant Treasurer	J.M. Holm

0386

- If you are filing for an **Additional (not automatic) 3-Month Extension**, complete only Part II and check this box **Note: Only complete Part II if you have already been granted an automatic 3-month extension on a previously filed Form 8868.**
- If you are filing for an **Automatic 3-Month Extension**, complete only Part I (on page 1).

Part II Additional (not automatic) 3-Month Extension of Time—Must File Original and One Copy.

Type or print File by the extended due date for filing the return See instructions	Name of Exempt Organization American Society of Mechanical Engineers Inc.	Employer identification number 13 : 1623899
	Number, street, and room or suite no. If a P.O. box, see instructions Three Park Ave, #23rd floor	For IRS use only
	City, town or post office, state, and ZIP code For a foreign address, see instructions New York, NY 10016-5990	

Check type of return to be filed (File a separate application for each return):

- Form 990 Form 990-EZ Form 990-T (sec 401(a) or 408(a) trust) Form 1041-A Form 5227 Form 8870
- Form 990-BL Form 990-PF Form 990-T (trust other than above) Form 4720 Form 6069

STOP: Do not complete Part II if you were not already granted an automatic 3-month extension on a previously filed Form 8868.

- If the organization does **not** have an office or place of business in the United States, check this box
- If this is for a **Group Return**, enter the organization's four digit Group Exemption Number (GEN) 9203. If this is for the **whole** group, check this box . If it is for **part** of the group, check this box and attach a list with the names and EINs of all members the extension is for

- 4 I request an additional 3-month extension of time until MAY 15, 2004
- 5 For calendar year _____, or other tax year beginning July 1, 2003 and ending June 30, 2003.
- 6 If this tax year is for less than 12 months, check reason Initial return Final return Change in accounting period
- 7 State in detail why you need the extension

Finishing up RETURN and getting all authorized signatures. Return will be mailed in by March 15th, 2004. Thank you.

- 8a If this application is for Form 990-BL, 990-PF, 990-T, 4720, or 6069, enter the tentative tax, less any nonrefundable credits See instructions \$ _____
- b If this application is for Form 990-PF, 990-T, 4720, or 6069, enter any refundable credits and estimated tax payments made Include any prior year overpayment allowed as a credit and any amount paid previously with Form 8868 \$ _____
- c **Balance Due.** Subtract line 8b from line 8a Include your payment with this form, or, if required, deposit with FTD coupon or, if required, by using EFTPS (Electronic Federal Tax Payment System) See instructions \$ _____

Signature and Verification

Under penalties of perjury, I declare that I have examined this form, including accompanying schedules and statements, and to the best of my knowledge and belief, it is true, correct, and complete, and that I am authorized to prepare this form.

Signature Raymond J. Jankovics Title Controller Date 2/15/2004

Notice to Applicant—To Be Completed by the IRS

- We have approved this application. Please attach this form to the organization's return.
- We have not approved this application. However we have granted a 10-day grace period from the date of the organization's return (including any prior extensions). This grace period is considered to otherwise required to be made on a timely return. Please attach this form to the organization's return.
- We have not approved this application. After considering the reasons stated in item 7, we cannot grant to file. We are not granting a 10-day grace period.
- We cannot consider this application because it was filed after the due date of the return for which.
- Other _____

EXTENSION APPROVED

MAR 01 2004


LINDA WEISKOPF, FIELD DIRECTOR, SUBMISSION PROCESSING, OGDEN

Director _____

By _____

Alternate Mailing Address — Enter the address if you want the copy of this application for an additional 3-month extension returned to an address different than the one entered above.

Type or print	Name
	Number and street (include suite, room, or apt. no.) Or a P.O. box number
	City or town, province or state, and country (including postal or ZIP code)





ASME INTERNATIONAL

Financial Statements

June 30, 2003 and 2002

(With Independent Auditors' Report Thereon)



345 Park Avenue
New York, NY 10154

Independent Auditors' Report

The Board of Governors
ASME International:

We have audited the accompanying statements of financial position of ASME International (the Society) as of June 30, 2003 and 2002, and the related statements of activities, and cash flows for the years then ended. These financial statements are the responsibility of the Society's management. Our responsibility is to express an opinion on these financial statements based on our audits.

We conducted our audits in accordance with auditing standards generally accepted in the United States of America. Those standards require that we plan and perform the audit to obtain reasonable assurance about whether the financial statements are free of material misstatement. An audit includes examining, on a test basis, evidence supporting the amounts and disclosures in the financial statements. An audit also includes assessing the accounting principles used and significant estimates made by management, as well as evaluating the overall financial statement presentation. We believe that our audits provide a reasonable basis for our opinion.

In our opinion, the financial statements referred to above present fairly, in all material respects, the financial position of ASME International as of June 30, 2003 and 2002, and the changes in its net assets and its cash flows for the years then ended in conformity with accounting principles generally accepted in the United States of America.

KPMG LLP

August 15, 2003



KPMG LLP, KPMG LLP a U.S. limited liability partnership, is
a member of KPMG International, a Swiss association.

ASME INTERNATIONAL
Statements of Financial Position
June 30, 2003 and 2002

Assets	2003			2002 Total
	General	Designated and restricted	Total	
Cash and cash equivalents	\$ 1,775,323	635,181	2,410,504	3,044,682
Accounts receivable, less allowance for doubtful accounts of \$230,000 in 2003 and \$248,000 in 2002	3,779,974	356,983	4,136,957	4,803,022
Inventories	1,669,334	6,549	1,675,883	1,667,438
Prepaid expenses, deferred charges, and deposits (note 7)	2,268,598	43,509	2,312,107	1,808,686
Investments (note 4)	45,634,992	7,878,513	53,513,505	58,641,799
Property, furniture, equipment, and leasehold improvements, net (note 5)	9,019,128	633,615	9,652,743	10,542,801
Total assets	\$ 64,147,349	9,554,350	73,701,699	80,508,428
Liabilities and Net Assets				
Liabilities.				
Accounts payable and accrued expenses	\$ 4,417,196	1,039,103	5,456,299	5,159,496
Accrued employee benefits (notes 7 and 8)	6,654,718	97,221	6,751,939	5,175,922
Deferred publications revenue	7,423,187	—	7,423,187	12,455,435
Deferred dues revenue	2,136,359	—	2,136,359	2,184,832
Other deferred revenue	6,065,703	—	6,065,703	5,415,992
Total liabilities	26,697,163	1,136,324	27,833,487	30,391,677
Commitments and contingencies (notes 10 and 11)				
Net assets				
Unrestricted	37,450,186	7,867,701	45,317,887	49,545,520
Temporarily restricted (note 9)	—	413,758	413,758	434,664
Permanently restricted (note 9)	—	136,567	136,567	136,567
Total net assets	37,450,186	8,418,026	45,868,212	50,116,751
Total liabilities and net assets	\$ 64,147,349	9,554,350	73,701,699	80,508,428

See accompanying notes to financial statements

ASME INTERNATIONAL
Statements of Activities
Years ended June 30, 2003 and 2002

	2003			2002 Total
	General	Designated and restricted (note 9)	Total	
Operating revenue (note 6)				
Membership dues, publications, accreditation, conference fees, and other revenue.				
Council on Member Affairs	\$ 8,257,311	95,732	8,353,043	8,381,506
Council on Education	3,754,974	238,746	3,993,720	3,582,563
Council on Public Affairs	93,195	41,763	134,958	117,616
Council on Engineering	12,701,563	2,734,467	15,436,030	15,208,914
Council on Codes and Standards	29,521,702	—	29,521,702	33,237,827
Members' voluntary contributions	—	588,262	588,262	656,734
Miscellaneous	3,433,252	66,576	3,499,828	2,524,795
Total operating revenue	<u>57,761,997</u>	<u>3,765,546</u>	<u>61,527,543</u>	<u>63,709,955</u>
Operating expenses				
Program services				
Council on Member Affairs	6,977,511	600,794	7,578,305	7,350,022
Council on Education	4,733,065	559,657	5,292,722	5,432,675
Council on Public Affairs	3,660,266	125,350	3,785,616	3,772,279
Council on Engineering	15,996,640	3,147,899	19,144,539	20,309,007
Council on Codes and Standards	21,283,905	—	21,283,905	21,944,117
Total program services	<u>52,651,387</u>	<u>4,433,700</u>	<u>57,085,087</u>	<u>58,808,100</u>
Supporting services				
Board of Governors and Committees	1,055,702	170,441	1,226,143	1,152,489
General administration	8,750,813	—	8,750,813	8,315,752
Total operating expenses	<u>62,457,902</u>	<u>4,604,141</u>	<u>67,062,043</u>	<u>68,276,341</u>
Excess of operating expenses over operating revenue	(4,695,905)	(838,595)	(5,534,500)	(4,566,386)
Nonoperating activities:				
Interest and dividends, net of investment fees of \$200,092 in 2003 and \$198,972 in 2002	1,467,171	254,538	1,721,709	2,135,288
Appreciation (depreciation) in fair value of investments (note 4)	1,212,836	112,583	1,325,419	(4,868,798)
Nonrecurring employee benefit expenses (note 7)	—	—	—	(1,231,744)
Decrease in net assets before transfer and additional minimum pension liability adjustment	<u>(2,015,898)</u>	<u>(471,474)</u>	<u>(2,487,372)</u>	<u>(8,531,640)</u>
Transfer to Development Fund	<u>(146,604)</u>	<u>146,604</u>	<u>—</u>	<u>—</u>
Decrease in net assets before additional minimum pension liability adjustment	<u>(2,162,502)</u>	<u>(324,870)</u>	<u>(2,487,372)</u>	<u>(8,531,640)</u>
Additional minimum pension liability adjustment (note 7)	<u>(1,761,167)</u>	<u>—</u>	<u>(1,761,167)</u>	<u>—</u>
Decrease in net assets (note 9)	<u>(3,923,669)</u>	<u>(324,870)</u>	<u>(4,248,539)</u>	<u>(8,531,640)</u>
Net assets at beginning of year	<u>41,373,855</u>	<u>8,742,896</u>	<u>50,116,751</u>	<u>58,648,391</u>
Net assets at end of year	<u>\$ 37,450,186</u>	<u>8,418,026</u>	<u>45,868,212</u>	<u>50,116,751</u>

See accompanying notes to financial statements.

ASME INTERNATIONAL
Statements of Cash Flows
Years ended June 30, 2003 and 2002

	2003	2002
Cash flows from operating activities:		
Decrease in net assets	\$ (4,248,539)	(8,531,640)
Adjustments to reconcile decrease in net assets to net cash (used in) provided by operating activities:		
Depreciation and amortization	1,722,578	1,673,380
(Appreciation) depreciation in fair value of investments	(1,325,419)	4,868,798
(Gain) loss on sale of fixed assets	(10,681)	9,380
Additional minimum pension liability adjustment	1,761,167	—
Changes in assets and liabilities:		
Decrease (increase) in accounts receivable	666,065	(1,134,915)
(Increase) decrease in inventories	(8,445)	154,924
(Increase) decrease in prepaid expenses, deferred charges, and deposits	(503,421)	1,846,645
Increase in accounts payable and accrued expenses	296,803	311,356
(Decrease) increase in accrued employee benefits	(185,150)	627,425
(Decrease) increase in deferred publications revenue	(5,032,248)	9,670,002
(Decrease) increase in deferred dues revenue	(48,473)	39,506
Increase (decrease) in other deferred revenue	649,711	(133,842)
Net cash (used in) provided by operating activities	(6,266,052)	9,401,019
Cash flows from investing activities:		
Purchases of investments	(10,904,111)	(21,333,932)
Proceeds from sales of investments	17,357,824	14,692,774
Acquisition of fixed assets, net	(821,839)	(1,528,802)
Net cash provided by (used in) investing activities	5,631,874	(8,169,960)
Net (decrease) increase in cash and cash equivalents	(634,178)	1,231,059
Cash and cash equivalents at beginning of year	3,044,682	1,813,623
Cash and cash equivalents at end of year	\$ 2,410,504	3,044,682

See accompanying notes to financial statements.

ASME INTERNATIONAL

Notes to Financial Statements

June 30, 2003 and 2002

(1) Organization

Founded in 1880, ASME International, also known as The American Society of Mechanical Engineers (the Society), is the premier organization for promoting the art, science, and practice of mechanical engineering throughout the world. The Society is incorporated as a not-for-profit organization and is exempt from federal income taxes under Section 501(c)(3) of the Internal Revenue Code.

The Society's mission is to promote and enhance the technical competency and professional well-being of its members and, through quality programs and activities in mechanical engineering, better enable its practitioners to contribute to the well-being of humankind.

The accompanying financial statements do not include the assets, liabilities, revenue and expenses of the Society's sections (unincorporated geographical subdivisions) with the exception of direct section appropriations from the Society, which are included in the expenses of the Council on Member Affairs. In addition, they do not include The ASME Foundation, Inc. (the Foundation) or The American Society of Mechanical Engineers Auxiliary, Inc., (the Auxiliary) which are separately incorporated organizations affiliated with, but not controlled by, the Society.

(2) Summary of Significant Accounting Policies

Basis of Accounting

The financial statements have been prepared on the accrual basis of accounting.

Basis of Presentation

The Society's net assets and revenue, expenses, gains and losses are classified based on the existence or absence of donor-imposed restrictions. Accordingly, the net assets of the Society and changes therein are classified and reported as follows:

Unrestricted net assets – Net assets that are not subject to donor-imposed stipulations.

Temporarily restricted net assets – Net assets subject to donor-imposed stipulations that will be met either by actions of the Society and/or the passage of time.

Permanently restricted net assets – Net assets subject to donor-imposed stipulations that they be maintained permanently by the Society. Generally, the donors of these assets permit the Society to use all or part of the income earned on related investments for general or specific purposes.

Revenues are reported as increases in unrestricted net assets unless their use is limited by donor-imposed restrictions. Expenses are reported as decreases in unrestricted net assets. Gains and losses on investments and other assets or liabilities are reported as increases or decreases in unrestricted net assets unless their use is restricted by explicit donor stipulation or by law. Expirations of temporary restrictions on net assets (i.e., the donor-stipulated purpose has been fulfilled and/or the stipulated time period has elapsed) are reported (in note 9) as net assets released from restrictions.

ASME INTERNATIONAL

Notes to Financial Statements

June 30, 2003 and 2002

Revenue and Expenses

The Society's revenue and expenses are classified in a functional format. Classifications are composed principally of the following:

Council on Member Affairs – Revenue includes member dues recognized over the applicable membership period. Expenses relate to membership activities, as well as membership standards, grades, recruitment, and retention.

Council on Education – Revenue includes all registration fees for continuing education courses provided by the Society. These fees are recognized in the period the program is held. Expenses relate principally to the Society's extensive continuing education program, development and accreditation of engineering curricula, and career information at the pre-college level.

Council on Public Affairs – Revenue is minimal and is composed principally of sales of miscellaneous publications. Expenses relate to the Society's programs to identify emerging issues of interest to members, provide technical advice to government, disseminate information to the public, and support the active involvement of women and minorities in the Society and engineering.

Council on Engineering – Revenue is composed principally of publication sales and also includes meeting, conference and exhibit fees as well as revenue from research activities. Publication sales are recognized upon shipment of the publications. Meeting, conference, and exhibit fees are recognized in the period in which the program is held. Expenses are associated with the Society's technical activities, including research.

Council on Codes and Standards – Revenue includes publication sales of Codes and Standards and accreditation program fees. Revenue from the sale of Codes and Standards is recognized over the life of the code sold. The principal product affecting revenue and expenses for this financial statement component is the Society's Boiler & Pressure Vessel Code (the Boiler Code). The Boiler Code is published every three years. This publication cycle causes variances in the related revenue and deferred publications revenue accounts from year to year. The 2001 Boiler Code was released in July 2001.

Cash Equivalents

Cash equivalents include commercial paper maturing within 90 days unless renewed.

Investments

Although available for operating purposes when necessary, the investment portfolio is generally considered by management to be invested on a long-term basis.

Investments in equity securities with readily determinable fair values and all investments in debt securities are measured at fair value in the statements of financial position. Realized and unrealized gains and losses are recognized as changes in net assets in the periods in which they occur, and interest and dividends are recognized as revenue in the period earned.

ASME INTERNATIONAL

Notes to Financial Statements

June 30, 2003 and 2002

Property, Furniture, Equipment, and Leasehold Improvements

Property, furniture, equipment, and leasehold improvements are depreciated on a straight-line basis over the estimated useful lives of the assets, which range from three to thirty years.

Inventories

Inventories are stated at lower of cost or market. Unit cost, which consists principally of publication printing costs, is determined based on average cost.

Use of Estimates

The preparation of financial statements in conformity with accounting principles generally accepted in the United States of America requires management to make estimates and assumptions that affect the reported amounts of assets and liabilities and disclosure of contingent assets and liabilities at the date of the financial statements and the reported amounts of revenues and expenses during the reporting period. Actual results could differ from those estimates.

Nonoperating Activities

The statements of activities distinguish between operating and nonoperating activities. Nonoperating activities include investment return (interest and dividends, as well as appreciation or depreciation in the fair value of investments) and nonrecurring revenue and expenses. All other activities are classified as operating.

(3) Transactions with The ASME Foundation, Inc.

The Society performs certain administrative functions for the Foundation and charges for office space and other services. In 2003 and 2002, such charges totaled \$96,212 and \$83,262, respectively. The Society also administers the honors and awards programs in order to fully support Foundation programs. In 2003 and 2002, the Foundation made contributions of \$339,660 and \$314,025, respectively, to the Society in support of honors and awards, and other programs.

ASME INTERNATIONAL

Notes to Financial Statements

June 30, 2003 and 2002

(4) Investments

Investments of the Society, as well as amounts held on behalf of the Foundation and The Auxiliary, are pooled on a fair value basis.

Cost and related fair value information at June 30, 2003 and 2002 are as follows:

	<u>2003</u>		<u>2002</u>	
	<u>Cost</u>	<u>Fair value</u>	<u>Cost</u>	<u>Fair value</u>
Bonds and notes	\$ 13,646,647	14,835,584	13,498,292	13,470,534
Common and preferred stock	17,670,806	15,962,058	19,215,776	17,346,972
Mutual funds – equity	24,016,997	19,451,953	28,243,896	21,429,176
Mutual funds – bond	17,878,947	18,474,837	18,986,919	18,974,636
Money market funds and certificates of deposit	<u>945,627</u>	<u>945,627</u>	<u>2,627,106</u>	<u>2,627,106</u>
	74,159,024	69,670,059	82,571,989	73,848,424
Less undivided interest held on behalf of The ASME Foundation, Inc.	(15,849,833)	(15,086,957)	(16,239,704)	(14,546,458)
Less undivided interest held on behalf of The ASME Auxiliary, Inc.	<u>(1,125,994)</u>	<u>(1,069,597)</u>	<u>(788,623)</u>	<u>(660,167)</u>
	<u>\$ 57,183,197</u>	<u>53,513,505</u>	<u>65,543,662</u>	<u>58,641,799</u>

The appreciation (depreciation) in fair value of investments for the years ended June 30, 2003 and 2002 consisted of the following:

	<u>2003</u>	<u>2002</u>
Net realized loss on investment transactions	\$ (1,906,752)	(420,662)
Net unrealized gain (loss)	<u>3,232,171</u>	<u>(4,448,136)</u>
	<u>\$ 1,325,419</u>	<u>(4,868,798)</u>

ASME INTERNATIONAL

Notes to Financial Statements

June 30, 2003 and 2002

(5) Property, Furniture, Equipment, and Leasehold Improvements

Property, furniture, equipment, and leasehold improvements at June 30, 2003 and 2002 consisted of the following:

	<u>2003</u>	<u>2002</u>
Land	\$ 583,077	583,077
Building and building improvements	2,417,221	2,417,221
Computer equipment	8,761,635	8,245,127
Leasehold improvements	4,044,858	4,057,553
Furniture and fixtures	5,601,433	5,362,166
Other	86,009	87,758
	<u>21,494,233</u>	<u>20,752,902</u>
Less accumulated depreciation and amortization	<u>(11,841,490)</u>	<u>(10,210,101)</u>
	<u>\$ 9,652,743</u>	<u>10,542,801</u>

(6) Operating Revenue

Operating revenue is presented principally by Council in the accompanying statements of activities. Set forth below is revenue for the years ended June 30, 2003 and 2002 summarized by type:

	<u>2003</u>	<u>2002</u>
Membership dues	\$ 8,264,157	8,283,974
Publications revenue	28,669,175	31,369,155
Accreditation revenue	10,952,645	11,563,531
Other operating revenue	1,168,285	1,599,099
Conferences, exhibits, and course fees	8,385,191	7,712,667
Members' voluntary contributions	588,262	656,734
Miscellaneous	3,499,828	2,524,795
	<u>\$ 61,527,543</u>	<u>63,709,955</u>

ASME INTERNATIONAL
Notes to Financial Statements
June 30, 2003 and 2002

(7) Pension Plan

The Society has a noncontributory defined benefit pension plan (the Plan) covering substantially all of its employees. Normal retirement age is 65, but provisions are made for early retirement. Benefits are based on salary and years of service. The Society funds the Plan in accordance with the minimum amount required under the Employee Retirement Income Security Act of 1974, as amended. The following table provides information with respect to the Plan as of and for the years ended June 30, 2003 and 2002:

	<u>2003</u>	<u>2002</u>
Benefit obligation at June 30	\$ (22,749,039)	(17,645,932)
Fair value of plan assets at June 30	<u>14,563,494</u>	<u>13,467,525</u>
Funded status	<u>\$ (8,185,545)</u>	<u>(4,178,407)</u>
Amounts recognized in the statements of financial position:		
(Accrued benefit cost) prepaid benefit cost	<u>\$ (1,700,501)</u>	<u>1,093,727</u>
Intangible asset	<u>\$ 1,150,993</u>	<u>—</u>
Net periodic benefit cost before termination and settlement expenses	\$ 1,790,931	1,314,625
Special termination benefits	—	373,282
Effect of settlement accounting	—	751,462
Total periodic benefit cost	<u>\$ 1,790,931</u>	<u>2,439,369</u>
Employer contributions	\$ 1,908,863	1,350,000
Benefits paid	1,435,144	134,101
Weighted average assumptions at June 30:		
Discount rate	6.00%	7.25%
Expected return on plan assets	7.50%	7.50%
Rate of compensation increase	4.00%	4.00%

The accumulated benefit obligation for the Plan exceeded the fair value of plan assets at June 30, 2003. Accordingly, an additional minimum pension liability and intangible asset has been recorded in the amount of \$1,700,501 and \$1,150,993, respectively, in the 2003 accompanying statements of financial position. The adjustment required to record the additional minimum pension liability was \$1,761,167.

ASME INTERNATIONAL

Notes to Financial Statements

June 30, 2003 and 2002

In fiscal year 2002, the Society offered a Voluntary Retirement Program (VRP) giving eligible employees the option to retire in June 2002 and receive enhanced retirement benefits (generally a 20% enhancement, subject to minimums and maximums). Eligibility was limited to employees age 65 or over as of December 31, 2002, excluding the Executive Director and the Executive Director's senior management staff. The VRP resulted in nonrecurring termination and settlement expenses. These expenses are not functionalized in the 2002 statement of activities however, approximately 88% represent program services expenses.

The Society also maintains a thrift plan under Section 403(b) of the Internal Revenue Code covering substantially all employees. The Society's contribution was approximately \$598,000 and \$578,000 for the years ended June 30, 2003 and 2002, respectively.

(8) Postretirement Health Care and Life Insurance Benefits

The Society provides certain noncontributory health care and life insurance benefits to retired employees. Society employees may become eligible for these benefits if they reach the age and service requirements of the Plan while working for the Society. This unfunded plan is designed to provide benefits to participants upon attaining age 55 with twenty years of service or age 62 with ten years of service. In addition, employees hired prior to January 1, 1995 are also eligible for these benefits upon attainment of age 65 with five years of pension plan participation. The estimated cost of such benefits is accrued over the working lives for those employees expected to qualify for such benefits.

The following table provides information with respect to the postretirement benefits as of and for the years ended June 30, 2003 and 2002:

	<u>2003</u>	<u>2002</u>
Postretirement benefit obligation	\$ 3,858,368	3,546,160
Accrued benefit recognized	3,190,661	2,870,766
Net periodic postretirement benefit cost	435,277	489,879
Benefits paid	115,382	92,154

For measurement purposes, a 9.0% annual rate of increase in the per capita cost of covered healthcare benefits was assumed for 2003; the rate was assumed to decrease 0.5% per year to 5.0% in fiscal 2011 and remain at that level thereafter. The effect of increasing or decreasing the healthcare cost trend rates by 1% is not significant because of the fixed nature of the benefits provided under the Plan. The discount rate was 6.00% and 7.25% in 2003 and 2002, respectively.

ASME INTERNATIONAL

Notes to Financial Statements

June 30, 2003 and 2002

(9) Temporarily and Permanently Restricted Net Assets

Temporarily restricted net assets and the income earned on permanently restricted net assets are restricted by donors to the following purposes as of June 30, 2003 and 2002:

	2003		2002	
	Temporarily restricted	Permanently restricted	Temporarily restricted	Permanently restricted
Award programs	\$ 149,763	40,110	153,288	40,110
The Engineering Library	263,995	74,695	281,376	74,695
Membership programs	—	21,762	—	21,762
	<u>\$ 413,758</u>	<u>136,567</u>	<u>434,664</u>	<u>136,567</u>

Temporarily restricted net asset activity has not been separately presented in the statements of activities. There was no activity in permanently restricted net assets during 2003 or 2002. Temporarily restricted activity for 2003 and 2002 is summarized below.

	2003	2002
Interest and dividends, net of investment fees	\$ 16,158	20,644
Appreciation (depreciation) in fair value of investments	11,163	(42,089)
Net assets released from restrictions	(48,227)	(61,918)
Decrease in temporarily restricted net assets	<u>\$ (20,906)</u>	<u>(83,363)</u>

The decrease in unrestricted net assets in 2003 and 2002 was \$4,227,633 and \$8,448,277, respectively.

(10) Commitments

The Society's principal offices are located at Three Park Avenue, New York under a lease expiring in 2013. Rental payments are \$2,552,000 per year for 2004 through 2008, and \$2,772,000 per year for 2009 through 2013.

In connection with this lease, the Society has provided as security a \$2,332,000 letter of credit. No amounts have been drawn against this letter of credit.

ASME INTERNATIONAL

Notes to Financial Statements

June 30, 2003 and 2002

In addition to its principal offices, the Society also has a number of other lease commitments for regional offices and office equipment expiring through 2011. The following is a schedule of the minimum future rentals on all leases at June 30, 2003:

	<u>Amount</u>
Year ending June 30:	
2004	\$ 2,849,000
2005	2,847,000
2006	2,877,000
2007	2,873,000
2008	2,903,000
2009 and thereafter	<u>13,996,000</u>
	<u>\$ 28,345,000</u>

Rent expense under all of the Society's leases was approximately \$2,876,000 and \$2,806,000 in 2003 and 2002, respectively. The Society sublet space in one of its operating offices and subrental income was \$88,840 and \$69,500 in 2003 and 2002, respectively.

(11) Contingencies

The Society is a defendant in various legal actions arising out of the normal course of its operations. Although the final outcome of such actions cannot be determined, management believes that eventual liability, if any, will not have a significant effect on the Society's financial position.

The American Society of Mechanical Engineers

Long Term Investment Analysis

Fiscal Year Ended June 30, 2003

Description	Investments @ 7/1/2002	Purchases	Sales@ Selling Price	Reclass within Portfolio	Realized Capital Gains	Market Val Adj for FY03	Investments @ 6/30/2003
DJ Greene-Small Cap Value Fund:							
100-50-1150-1010 Money Market	500,088.00	3,098.21	(503,186.21)				0.00
100-50-1150-1050 Index Fund	3,526,409.00	517,817.21	(25,650.00)		(456,828.00)		3,561,748.21
100-50-1150-1060 Market Value Adj	(227,322.00)					656,858.89	429,536.89
Securities @ Market Value	3,799,175.00	520,915.42	(528,836.21)		(456,828.00)	656,858.89	3,991,285.10
100-50-1150-1015 Interest/Divds Recvble	0.00	44,220.79					44,220.79
DJ Greene-Small Cap Value Fund	3,799,175.00	565,136.21	(528,836.21)		(456,828.00)	656,858.89	4,035,505.89
Turner:							
100-50-1210-1050 Index Fund	3,507,965.56		(1,413,928.03)		(2,094,037.53)		0.00
100-50-1210-1060 Market Value Adj	(1,803,407.95)					1,803,407.95	0.00
Securities @ Market Value	1,704,557.61	0.00	(1,413,928.03)	0.00	(2,094,037.53)	1,803,407.95	0.00
100-50-1210-1015 Interest/Divds Recvble	0.00						0.00
Turner	1,704,557.61	0.00	(1,413,928.03)	0.00	(2,094,037.53)	1,803,407.95	0.00
SC Bernstein:							
100-50-1400-1010 Money Market	323,314.75	585,729.53	(854,262.13)				54,782.15
Money Market	323,314.75	585,729.53	(854,262.13)		0.00	0.00	54,782.15
100-50-1400-1030 Government Sec	0.00						0.00
100-50-1400-1040 Common Stock	11,284,141.10	1,814,275.71	(2,900,099.39)		(528,393.71)		9,669,923.71
100-50-1400-1060 Market Value Adj	(488,206.92)					401,408.21	(86,798.71)
Securities @ Market Value	10,795,934.18	1,814,275.71	(2,900,099.39)		(528,393.71)	401,408.21	9,583,125.00
Subtotal - Manager	11,119,248.93	2,400,005.24	(3,754,361.52)		(528,393.71)	401,408.21	9,637,907.15
100-50-1400-1015 Interest/Divds Recvble	25,434.94	471.42					25,906.36
SC Bernstein	11,144,683.87	2,400,476.66	(3,754,361.52)		(528,393.71)	401,408.21	9,663,813.51
Loomis-Sayles:							
100-50-1650-1010 Money Market	1,313,553.93	1,301,974.46	(2,291,587.92)				323,940.47
Money Market	1,313,553.93	1,301,974.46	(2,291,587.92)		0.00	0.00	323,940.47
100-50-1650-1020 Corporate Bonds	10,131,148.24	2,780,627.65	(3,462,300.22)		(237,114.51)		9,212,361.16
100-50-1650-1021 Corp Bonds Amort	88,061.27	7,815.74	(60,750.52)				35,126.49
100-50-1650-1030 Government Sec	3,279,082.64	2,369,192.64	(1,257,708.53)		8,592.38		4,399,159.13
100-50-1650-1040 Common Stock	113,036.98		(29,463.11)		(83,573.87)		0.00
100-50-1650-1060 Market Value Adj	(111,918.30)					1,300,856.09	1,188,937.79
Securities @ Market Value	13,499,410.83	5,157,636.03	(4,810,222.38)		(312,096.00)	1,300,856.09	14,835,584.57
Subtotal - Manager	14,812,964.76	6,459,610.49	(7,101,810.30)		(312,096.00)	1,300,856.09	15,159,525.04
100-50-1650-1015 Interest/Divds Recvble	196,445.52		(4,761.51)				191,684.01
Loomis-Sayles	15,009,410.28	6,459,610.49	(7,106,571.81)		(312,096.00)	1,300,856.09	15,351,209.05
Pimco:							
100-50-1660-1010 Money Market	0.00						0.00
100-50-1660-1050 Index Fund	18,986,918.54	1,775,599.45	(3,600,000.00)		716,428.79		17,878,946.78
100-50-1660-1060 Market Value Adj	(12,283.04)					608,173.44	595,890.40
Securities @ Market Value	18,974,635.50	1,775,599.45	(3,600,000.00)		716,428.79	608,173.44	18,474,837.18
Pimco	18,974,635.50	1,775,599.45	(3,600,000.00)		716,428.79	608,173.44	18,474,837.18

The American Society of Mechanical Engineers

Long Term Investment Analysis

Fiscal Year Ended June 30, 2003

Description	Investments @ 7/1/2002	Purchases	Sales@ Selling Price	Reclass within Portfolio	Realized Capital Gains	Market Val Adj for FY03	Investments @ 6/30/2003
DJ Greene-Small Cap Value Fund:							
Vanguard Inst Investors Fund:							
100-50-1750-1050 Index Fund	19,217,144.61	1,238,104.16	0.00		0.00		20,455,248.77
100-50-1750-1060 Market Value Adj	(4,890,260.29)					(104,320.97)	(4,994,581.26)
Securities @ Market Value	14,326,884.32	1,238,104.16	0.00		0.00	(104,320.97)	15,460,667.51
100-50-1750-1015 Interest/Divds Recvble	0.00						
Vanguard Inst Investors Fund	14,326,884.32	1,238,104.16	0.00		0.00	(104,320.97)	15,460,667.51
Brandes:							
100-50-1900-1010 Money Market	42,120.84	209,547.76	(192,363.90)				59,304.70
Money Market	42,120.84	209,547.76	(192,363.90)		0.00	0.00	59,304.70
100-50-1900-1040 Common Stock	7,818,597.59	1,284,193.15	(1,130,148.91)		28,240.92		8,000,882.75
100-50-1900-1060 Market Value Adj	(1,296,436.58)					(325,512.87)	(1,621,949.45)
Securities @ Market Value	6,522,161.01	1,284,193.15	(1,130,148.91)		28,240.92	(325,512.87)	6,378,933.30
Subtotal - Manager	6,564,281.85	1,493,740.91	(1,322,512.81)		28,240.92	(325,512.87)	6,438,238.00
100-50-1900-1015 Interest/Divds Recvble	14,788.46	10,612.48					25,400.94
Brandes	6,579,070.31	1,504,353.39	(1,322,512.81)		28,240.92	(325,512.87)	6,463,638.94
Total Investment Portfolio	71,538,416.89	13,943,280.36	(17,726,210.38)	0.00	(2,646,685.53)	4,340,870.74	69,449,672.08
1-00500882-1080 Invest-Foundation	(16,239,704.35)	(637,768.70)	467,647.78		559,991.82		(15,849,833.45)
1-00500882-1080 Market Value Adj	1,693,246.04					(930,369.43)	762,876.61
Foundation	(14,546,458.31)	(637,768.70)	467,647.78		559,991.82	(930,369.43)	(15,086,956.84)
1-00500883-1080 Invest-Auxiliary	(788,622.85)	(392,294.20)	31,000.00		23,923.17		(1,125,993.88)
1-00500883-1080 Market Value Adj	128,456.22					(72,059.76)	56,396.46
Auxiliary	(660,166.63)	(392,294.20)	31,000.00		23,923.17	(72,059.76)	(1,069,597.42)
	(15,206,624.94)	(1,030,062.90)	498,647.78		583,914.99	(1,002,429.19)	(16,156,554.26)
Sub-Total ASME International	56,331,791.95	12,913,217.46	(17,227,562.60)	0.00	(2,062,770.54)	3,338,441.55	53,293,117.82
IGTI Equ Mutual Funds	1,992,377.00	32,204.29	(1,996,781.19)		(27,800.10)	(0.00)	(0.00)
IGTI Treasury Bills	0.00	0.00	0.00	0.00	0.00	0.00	0.00
IGTI C/D	211,359.74	114,344.08	(105,316.65)	0.00	0.00	0.00	220,387.17
IGTI Market Value Adj	106,270.04	0.00	0.00	0.00		(106,270.04)	0.00
Internat'l Gas Turbine Institute	2,310,006.78	146,548.37	(2,102,097.84)	0.00	(27,800.10)	(106,270.04)	220,387.17
Net Short Term (Money Mkt) Trades		(2,155,654.65)	2,155,654.65				0.00
Total ASME International	58,641,798.73	10,904,111.18	(17,174,005.79)	0.00	(2,090,570.64)	3,232,171.51	53,513,504.99

100-50-1150-xxxx The American Society of Mechanical Engineers International
D.J. Greene & Co,LLC.
Period Ended June 30, 2003

Date	Description	Amount	Shares	Unit Cost
100-50-1150-1010	DJ Greene/Bear Stearns Money Mkt.Fund	500,088.00		
	Interest Earned July-March 2003	3,098.21		
	Subtotal	503,186.21		
	Transferred to Investment Fund-March	(503,186.21)		
03/31/03	Total Cash in Money Mkt.Fund	0.00		
100-50-1150-1050	Small Cap Value Fund:			
06/30/2002	OpeningBalance 07/01/02	3,526,409.00		
09/30/2002	Realized Loss Share-09/30/2002	(150,373.00)		
09/30/2002	Management Fees	(6,140.00)		
09/30/2002	Interest Income	6.00		
09/30/2002	Dividend Income	3,981.00		
12/31/2002	Realized Gain Share-12/31/02	49,729.00		
12/31/2002	Management Fees	(5,662.00)		
12/31/2002	Interest Income	4.00		
12/31/2002	Dividend Income	3,856.00		
03/31/2003	RealizedLoss Share-03/31/2003	(79,123.00)		
03/31/2003	Management Fees	(6,120.00)		
03/31/2003	Interest Income	1.00		
03/31/2003	Dividend Income	2,831.00		
03/31/2003	Transfer to Investment Fund	503,186.21		
06/30/03	Dividend Income	3,874.00		
06/30/03	Interest Income	78.00		
06/30/03	Realized Gain Share-ST-06/30/03	90,265.00		
06/30/03	Realized Loss Share- LT-06/30/03	(367,326.00)		
06/30/03	Management Fees	(7,728.00)		
	G/L Balance	3,561,748.21		
0630/2003	Net Market Value Adjustment	429,536.89		
6/30/03	Booked Value	3,991,285.10	180,856.00	22.07
06/30/03	Market Value as per DJ Greene	3,991,285.10	180,856.00	22.07
	Adjusted Market Value	3,991,285.10		
03/31/03	Ending Capital Balance As per DJ Greene	3,990,501.00		
12/31/2000	Less: Unrealized gain Included	(222,716.00)	(222,716.00)	Cal.Year 2000
12/31/2001	Add: Unrealized Loss	185,435.00	185,435.00	Cal.Year 2001
03/31/2002	Less: Unrealized Gain	(154,307.00)		
06/30/2002	Add: Unrealized Loss	418,910.00		
09/30/2002	Add: Unrealized Loss	631,578.00		
12/31/2002	Less: Unrealized gain Included	(194,537.00)	(701,644.00)	Cal.Year 2002
03/31/03	Add: Unrealized Loss	40,267.00		
03/31/03	Difference in MM Transfer	(8.79)		
06/30/03	Less: Unrealized gain Included	(1,133,374.00)		
06/30/03	G/L Balance	3,561,748.21		

Unaudited Quarterly Allocations - ASME INTL-SC 03/31/03 - 06/30/03

Beginning Capital - 03/31/03	3,137,964
Capital Contributions/Withdrawals	0
Dividends	3,874
Interest	78
Realized G/L - ST	90,265
Realized G/L - LT	(367,326)
Change in Unrealized Value	1,133,374
Management Fee	(7,226)
Admin/Audit Fee	(502)
Ending Capital - 06/30/03	<u>3,990,501</u>

DJG Small Cap Value Fund
Unaudited Allocation Schedule
03/31/03

(from Melissa at DJ Greene)

		<u>ASME</u>
Beginning Value	01/01/03	2,757,447
Additional Investment/Withdrawal		503,195
Interest Income		1
Dividend income(Incl. Money Fund Dividend)		2,831
Realized - Long Term		(76,132)
Short term		(2,991)
Change In Unrealized		(40,267)
Management Fee/Expenses		(6,120)
		<hr/>
Ending Value	03/31/03	<u><u>3,137,964</u></u>
Performance for Period	01/01/03 - 03/31/03	-4.07%

**DJG Small Cap Value Fund
 Unaudited Allocation Schedule
 12/31/02**

ASME INTL

Previous Ending Capital	12/31/01	3,610,478
Contribution / Withdrawal		0
Performance for Period 1/1/02 - 12/31/02		
Income :		
Interest Income		13
Dividend income(Incl. Money Fund Dividend)		17,329
Realized - Short Term		(1,661)
Realized - Long Term		(140,583)
Change In Unrealized Gain(Loss)		(701,644)
Expenses :		
Misc Expenses		(571)
Management Fees Expense		(25,914)
Current Ending Captial	12/31/02	<u><u>2,757,447</u></u>

From: Melissa Price <mprice@djgreene.com>
To: 'June Smiraldi' <SmiraldiJ@asme.org>
Date: 10/9/02 2:49PM
Subject: FW: ASME Reconciled Quarter End Information

Subject: RE: ASME Reconciled Quarter End Information

ASME 1/1/02 - 9/30/02 Unaudited Data

Beginning Value 12/31/01	3,610,478
Realized Gain/Loss Short	(7,315)
Realized Gain/loss Long	(184,658)
Change in Unrealized	(896,181)
Dividends	13,473
Interest	9
Mgmt Fee	(20,394)
MiscAdmin Fees	(429)
Ending Value 09/30/02	2,514,983

The American Society of Mechanical Engineers International								
D.J. Green & Co.,LLC Small Cap Value Fund								
100-50-1150-xxxx								
Income Distribution- Fye 6/2003-Fiscal								
Period Ended 06/30/03								
Date	Total	Index Fund- 1050	Fees 1178	Total	Interest	Dividend	S.T.Gain/(Loss) 1170	L.T.Gain/(Loss) 1170
07/01/2002- 09/30/2002	(146,386.00)	(152,526.00)	6,140.00	(146,386.00)	6.00	3,981.00	(7,280.00)	(143,093.00)
10/01/2002- 12/31/2002**	53,589.00	47,927.00	5,662.00	53,589.00	4.00	3,856.00	5,654.00	44,075.00
01/01/2003- 03/31/2003**	(76,291.00)	(82,411.00)	6,120.00	(76,291.00)	1.00	2,831.00	(2,991.00)	(76,132.00)
04/01/2003- 06/30/2003	(273,109.00)	(280,837.00)	7,728.00	(273,109.00)	78.00	3,874.00	90,265.00	(367,326.00)
Totals 6/30/03	(442,197.00)	(467,847.00)	25,650.00	(442,197.00)	89.00	14,542.00	85,648.00	(542,476.00)

System: 7/28/03 10:29:22 AM
 User Date: 7/28/03

ASME International, Inc.
 JOURNAL INQUIRY REPORT
 General Ledger

Page: 1
 User ID: SmiraldiJ

Journal Entry: 33293 Batch ID: 2003-06-401 2ND
 Transaction Date: 6/30/03 Reference: 2003-06-401-LOSS SHARE 2ND
 Source Document: GJ Currency ID:
 Audit Trail Code: GLTRX00018095 Orig Journal:
 Orig Audit Trail Code: GLTRX00018095

Account	Description	Debit	Credit

Distribution Reference			

1-00501150-1015	DJ GREENE SMALL CAP VAL FD - INVST-INT/DIV REC INTEREST SHARE 6/30/03	\$0.00	\$78.00
1-00501150-1015	DJ GREENE SMALL CAP VAL FD - INVST-INT/DIV REC DIVIDEND SHARE 6/30/03	\$0.00	\$3,874.00
1-00501150-1050	DJ GREENE SMALL CAP VAL FD - INVST-INDEX FUND LOSS SHARE 4/1-6/30/03	\$0.00	\$280,837.00
1-00501150-1170	DJ GREENE SMALL CAP VAL FD - INV HLD-CAP G/L ST CAP GAIN 6/30/03	\$0.00	\$90,265.00
1-00501150-1170	DJ GREENE SMALL CAP VAL FD - INV HLD-CAP G/L LT CAP LOSS 6/30/03	\$367,326.00	\$0.00
1-00893000-2500	ACCRUED EXPENSES-INVESTMENT FEES-SUNDRY LIABILITY DJGREENE-4/01-6/30/03	\$7,728.00	\$0.00
	Difference:	\$0.00	
	Totals:	\$375,054.00	\$375,054.00
		=====	=====

System: 7/28/03 10:31:28 AM
User Date: 7/28/03

ASME International, Inc.
SUMMARY INQUIRY FOR 2003
General Ledger

Page: 1
User ID: SmiraldiJ

Account: 1-00893000-2500
Currency:

ACCRUED EXPENSES-INVESTMENT FEES-SUNDRY LIABILITY

Period	Debit	Credit	Net Change	Period Balance
Beginning Balance			\$0.00	\$0.00
Period 1			\$0.00	\$0.00
Period 2			\$0.00	\$0.00
Period 3		\$5,048.80	(\$5,048.80)	(\$5,048.80)
Period 4	\$6,140.00	\$5,048.80	\$1,091.20	(\$3,957.60)
Period 5		\$2,524.40	(\$2,524.40)	(\$6,482.00)
Period 6		\$2,524.40	(\$2,524.40)	(\$9,006.40)
Period 7	\$5,662.00	\$2,524.40	\$3,137.60	(\$5,868.80)
Period 8		\$2,524.40	(\$2,524.40)	(\$8,393.20)
Period 9		\$2,524.40	(\$2,524.40)	(\$10,917.60)
Period 10	\$6,120.00	\$2,524.40	\$3,595.60	(\$7,322.00)
Period 11		\$2,524.40	(\$2,524.40)	(\$9,846.40)
Period 12	\$7,728.00	\$2,524.40	\$5,203.60	(\$4,642.80)
Totals:	\$25,650.00	\$30,292.80	\$4,642.80	\$4,642.80

System: 7/28/03 10:32:46 AM
User Date: 7/28/03

ASME International, Inc.
SUMMARY INQUIRY FOR 2003
General Ledger

Page: 1
User ID: SmiraldiJ

Account: 1-00501150-1178
Currency:

DJ GREENE SMALL CAP VAL FD - INV HLD-FEES

Period	Debit	Credit	Net Change	Period Balance
Beginning Balance	\$38,948.69	\$7,325.55	\$31,623.14	\$31,623.14
Period 1	\$2,777.45	\$31,623.14	(\$28,845.69)	\$2,777.45
Period 2	\$2,776.40		\$2,776.40	\$5,553.85
Period 3	\$2,776.40		\$2,776.40	\$8,330.25
Period 4	\$2,776.40		\$2,776.40	\$11,106.65
Period 5	\$2,812.40		\$2,812.40	\$13,919.05
Period 6	\$2,812.40		\$2,812.40	\$16,731.45
Period 7	\$2,812.40		\$2,812.40	\$19,543.85
Period 8	\$2,812.40		\$2,812.40	\$22,356.25
Period 9	\$2,812.40		\$2,812.40	\$25,168.65
Period 10	\$2,812.40		\$2,812.40	\$27,981.05
Period 11	\$2,812.40		\$2,812.40	\$30,793.45
Period 12	\$2,812.40		\$2,812.40	\$33,605.85
Totals:	\$72,554.54	\$38,948.69	\$33,605.85	\$33,605.85

System: 7/25/03 4:19:33 PM
 User Date: 7/25/03

ASME International, Inc.
 TRIAL BALANCE SUMMARY FOR 2003
 General Ledger

Page: 1
 User ID: SmiraldiJ

Ranges: From:
 Date: 7/1/02
 Account: -00501210-

To:
 6/30/03
 -00501210-

Sorted By: Fund
 Include: Posting

^ Inactive Account

Account	Beginning Balance				
Description		Debit	Credit	Net Change	Ending Balance
1-00501210-1050 TURNER - INVST-INDEX FUND	\$3,507,965.56	\$0.00	\$3,507,965.56	(\$3,507,965.56)	\$0.00
1-00501210-1060 TURNER - INVST-MKT VAL ADJ	(\$1,803,407.95)	\$1,803,407.95	\$0.00	\$1,803,407.95	\$0.00
1-00501210-1170 TURNER - INV HLD-CAP G/L	\$0.00	\$290,629.58	\$0.00	\$290,629.58	\$290,629.58
1-00501210-1178 TURNER - INV HLD-FEES	\$3,028.14	\$1,009.05	\$3,028.14	(\$2,019.09)	\$1,009.05
1-00501210-1190 TURNER - INV HLD-ALLO CAP G/L	\$0.00	\$252.00	\$290,881.58	(\$290,629.58)	(\$290,629.58)
1-00501210-1198 TURNER - INV HLD-ALLO FEES	(\$3,028.14)	\$3,028.14	\$1,009.05	\$2,019.09	(\$1,009.05)
Grand Totals:	\$1,704,557.61	\$2,098,326.72	\$3,802,884.33	(\$1,704,557.61)	\$0.00
Total Accounts:	6				

The American Society of Mechanical Engineers International								
D.J. Green & Co.,LLC Small Cap Value Fund								
Income Distribution- Fye 6/2003-Fiscal								
Period Ended 06/30/03								
Date	Total	Index Fund- 0850	Fees 0878	Total	Interest 0815	Dividend 0815	S.T.Gain/(Loss) 0870	L.T.Gain/(Loss) 0870
07/01/2002- 09/30/2002	(146,386.00)	(152,526.00)	6,140.00	(146,386.00)	6.00	3,981.00	(7,280.00)	(143,093.00)
10/01/2002- 12/31/2002**	53,589.00	47,927.00	5,662.00	53,589.00	4.00	3,856.00	5,654.00	44,075.00
01/01/2003- 03/31/2003**	(76,291.00)	(82,411.00)	6,120.00	(76,291.00)	1.00	2,831.00	(2,991.00)	(76,132.00)
04/01/2003- 06/30/2003	(273,109.00)	(280,837.00)	7,728.00	(273,109.00)	78.00	3,874.00	90,265.00	(367,326.00)
Totals 6/30/03	(442,197.00)	(467,847.00)	25,650.00	(442,197.00)	89.00	14,542.00	85,648.00	(542,476.00)

The American Society of Mechanical Engineers International								
D.J. Green & Co.,LLC Small Cap Value Fund								
100-50-1150-xxxx								
Income Distribution- Fye 6/2003								
Period Ended 06/30/03								
Date	Total	Index Fund- 0850	Fees 0878	Total	Interest 0815	Dividend 0815	S.T.Gain/(Loss) 0870	L.T.Gain/(Loss) 0870
01/01/2001- 06/30/2001***	227,166.00	213,425.00	13,741.00	227,166.00	3,272.00	3,265.00	111,335.00	109,294.00
07/01/2001-	134,028.00	126,736.00	7,292.00	134,028.00	4,050.00	3,774.00	79,356.00	46,848.00
10/01/2001- 12/31/01	102,522.00	95,902.00	6,620.00	102,522.00	5,833.00	7,766.00	50,177.00	38,746.00
Cum.Total Cal.Year 2001	463,716.00	436,063.00	27,653.00	463,716.00	13,155.00	14,805.00	240,868.00	194,888.00
01/01/2002- 03/31/2002**	28,403.00	21,293.00	7,110.00	28,403.00	982.00	3,921.00	1,714.00	21,786.00
04/01/2002- 06/30/2002***	(60,508.00)	(68,081.00)	7,573.00	(60,508.00)	(979.00)	5,571.00	(1,749.00)	(63,351.00)
07/01/2002- 09/30/2002	(146,386.00)	(152,526.00)	6,140.00	(146,386.00)	6.00	3,981.00	(7,280.00)	(143,093.00)
10/01/2002- 12/31/2002**	53,589.00	47,927.00	5,662.00	53,589.00	4.00	3,856.00	5,654.00	44,075.00
Cumulative Total Calendar year 12/31/ 2002	(124,902.00)	(151,387.00)	26,485.00	(124,902.00)	13.00	17,329.00	(1,661.00)	(140,583.00)
01/01/2003- 03/31/2003**	(76,291.00)	(82,411.00)	6,120.00	(76,291.00)	1.00	2,831.00	(2,991.00)	(76,132.00)
04/01/2003- 06/30/2003	(273,109.00)	(280,837.00)	7,728.00	(273,109.00)	78.00	3,874.00	90,265.00	(367,326.00)
Totals 6/30/03	(349,400.00)	(363,248.00)	13,848.00	(349,400.00)	79.00	6,705.00	87,274.00	(443,458.00)

100-50-1150-xxxx The American Society of Mechanical Engineers International
D.J. Greene & Co,LLC.

(Booked April) Period Ended June 30, 2003

Note: (The Money Market Fund is not included in the Market Value amount)

Date	Description	Amount	Shares	Unit Cost
100-50-1150-0810	DJ Greene/Bear Stearns Money Mkt.Fund	500,088.00		
	Interest Earned July-March 2003	3,098.21		
	Subtotal	503,186.21		
	Transferred to Investment Fund-March	(503,186.21)		
03/31/03	Total Cash in Money Mkt.Fund	0.00		
100-50-1150-0850	Small Cap Value Fund:			
06/30/2002	OpeningBalance 07/01/02	3,526,409.00		
09/30/2002	Realized Loss Share-09/30/2002	(150,373.00)		
09/30/2002	Management Fees	(6,140.00)		
09/30/2002	Interest Income	6.00		
09/30/2002	Dividend Income	3,981.00		
12/31/2002	Realized Gain Share-12/31/02	49,729.00		
12/31/2002	Management Fees	(5,662.00)		
12/31/2002	Interest Income	4.00		
12/31/2002	Dividend Income	3,856.00		
03/31/2003	RealizedLoss Share-03/31/2003	(79,123.00)		
03/31/2003	Management Fees	(6,120.00)		
03/31/2003	Interest Income	1.00		
03/31/2003	Dividend Income	2,831.00		
03/31/2003	Transfer to Investment Fund	503,186.21		
06/30/03	Dividend Income	3,874.00		
06/30/03	Interest Income	78.00		
06/30/03	Realized Gain Share-ST-06/30/03	90,265.00		
06/30/03	Realized Loss Share- LT-06/30/03	(367,326.00)		
06/30/03	Management Fees	(7,728.00)		
	G/L Balance	3,561,748.21		
0630/2003	Net Market Value Adjustment	429,536.89		
6/30/03	Booked Value	3,991,285.10	180,856.00	22.07
03/31/2003	Market Value as per DJ Greene	3,991,285.10	180,856.00	22.07
	Adjusted Market Value	3,991,285.10		
03/31/03	Ending Capital Balance As per DJ Greene	3,990,501.00		
12/31/2000	Less: Unrealized gain Included	(222,716.00)	(222,716.00)	Cal.Year 2000
12/31/2001	Add: Unrealized Loss	185,435.00	185,435.00	Cal.Year 2001
03/31/2002	Less: Unrealized Gain	(154,307.00)		
06/30/2002	Add: Unrealized Loss	418,910.00		
09/30/2002	Add: Unrealized Loss	631,578.00		
12/31/2002	Less: Unrealized gain Included	(194,537.00)	(701,644.00)	Cal.Year 2002
03/31/03	Add: Unrealized Loss	40,267.00		
03/31/03	Difference in MM Transfer	(8.79)		
06/30/03	Less: Unrealized gain Included	(1,133,374.00)		
06/30/03		<u>3,561,748.21</u>		

The American Society of Mechanical Engineers International								
D.J. Green & Co.,LLC Small Cap Value Fund								
100-50-1150-xxxx								
Income Distribution- Fye 6/2003								
Period Ended 06/30/03								
Date	Total	Index Fund- 0850	Fees 0878	Total	Interest 0815	Dividend 0815	S.T.Gain/(Loss) 0870	L.T.Gain/(Loss) 0870
01/01/2001- 06/30/2001***	227,166.00	213,425.00	13,741.00	227,166.00	3,272.00	3,265.00	111,335.00	109,294.00
07/01/2001-	134,028.00	126,736.00	7,292.00	134,028.00	4,050.00	3,774.00	79,356.00	46,848.00
10/01/2001- 12/31/01	102,522.00	95,902.00	6,620.00	102,522.00	5,833.00	7,766.00	50,177.00	38,746.00
Cum.Total Cal.Year 2001	463,716.00	436,063.00	27,653.00	463,716.00	13,155.00	14,805.00	240,868.00	194,888.00
01/01/2002- 03/31/2002**	28,403.00	21,293.00	7,110.00	28,403.00	982.00	3,921.00	1,714.00	21,786.00
04/01/2002- 06/30/2002***	(60,508.00)	(68,081.00)	7,573.00	(60,508.00)	(979.00)	5,571.00	(1,749.00)	(63,351.00)
07/01/2002- 09/30/2002	(146,386.00)	(152,526.00)	6,140.00	(146,386.00)	6.00	3,981.00	(7,280.00)	(143,093.00)
10/01/2002- 12/31/2002**	53,589.00	47,927.00	5,662.00	53,589.00	4.00	3,856.00	5,654.00	44,075.00
Cumulative Total Calendar year 12/31/ 2002	(124,902.00)	(151,387.00)	26,485.00	(124,902.00)	13.00	17,329.00	(1,661.00)	(140,583.00)
01/01/2003- 03/31/2003**	(76,291.00)	(82,411.00)	6,120.00	(76,291.00)	1.00	2,831.00	(2,991.00)	(76,132.00)
04/01/2003- 06/30/2003	(273,109.00)	(280,837.00)	7,728.00	(273,109.00)	78.00	3,874.00	90,265.00	(367,326.00)
Totals 6/30/03	(349,400.00)	(363,248.00)	13,848.00	(349,400.00)	79.00	6,705.00	87,274.00	(443,458.00)

MONTHLY STATEMENTS

American Society Of Mechanical Engineers

Jun 01, 2003 to Jun 30, 2003

New York 212-486-5800
Chicago 312-696-7800
Dallas 214-860-5200
Houston 832-366-2000
Los Angeles 310-286-6000
Miami 305-530-6200
Minneapolis 612-758-5000
San Francisco 415-217-8000
Seattle 206-342-1300
Washington, DC 202-261-6700
West Palm Beach 561-820-2100
White Plains 914-993-2300

Mr. Joseph Holm
Managing Director of Finance
American Society Of Mechanical Engineers
Three Park Avenue
New York, NY 10016-5990



1 0 5 4 5 2 7
US Mail

Table of Contents

AMERICAN SOCIETY OF MECHANICAL ENGINEERS (02978000)	1
Account Cover Page	1
Performance Summary	2
Account Reconciliation	3
Portfolio Valuation	5
Sales	11
Purchases	14
Income Report	15
Chronological Report	17

BERNSTEIN INVESTMENT RESEARCH AND MANAGEMENT A UNIT OF ALLIANCE CAPITAL MANAGEMENT L.P.
INVESTMENT RESEARCH AND MANAGEMENT

REPORT FOR
AMERICAN SOCIETY OF MECHANICAL ENGINEERS
JUNE 01, 2003 TO JUNE 30, 2003

PERFORMANCE SUMMARY

AMERICAN SOCIETY OF MECHANICAL ENGINEERS

	<u>Month</u> <u>Jun 01, 2003-</u> <u>Jun 30, 2003</u>	<u>Quarter</u> <u>Apr 01, 2003-</u> <u>Jun 30, 2003</u>	<u>YearToDate</u> <u>Jan 01, 2003-</u> <u>Jun 30, 2003</u>	<u>Annualized</u> <u>InceptionToDate (1)</u>
Strategic Value: 029-78000	0.9%	17.8%	15.1%	12.4%
S & P 500 Index	1.3%	15.4%	11.8%	12.5%

Inception date(s):

Strategic Value 029-78000: Jan 25, 1985

All performance calculations are after transaction charges and before fees.

ACCOUNT RECONCILIATION

AS OF JUNE 30, 2003

AMERICAN SOCIETY OF MECHANICAL ENGINEERS (029-78000)

COST RECONCILIATION

Beginning Cost As Of 06/01/2003	\$10,998,391.31
RealizedGainLoss	\$260,302.34
CashFlow	-\$1,600,000.00
Income	\$28,466.48
Amortization	\$0.00
Other	\$0.00
TotalCost	\$9,687,160.13
Ending Cost As Of 06/30/2003	\$9,687,160.13

MARKET VALUE RECONCILIATION

Beginning Market Value As Of 06/01/2003	\$11,140,111.03
UnrealizedGainLoss	-\$190,972.70
CashFlow	-\$1,600,000.00
Income	\$28,466.48
Amortization	\$0.00
Other	\$0.00
RealizedGainLoss	\$260,302.34
Total	\$9,637,907.15
Ending Market Value As Of 06/30/2003	\$9,637,907.15

ACCOUNT RECONCILIATION

AS OF JUNE 30, 2003

AMERICAN SOCIETY OF MECHANICAL ENGINEERS (029-78000)

CASH RECONCILIATION

Beginning Cash As Of 06/01/2003	\$304,898.85
Proceeds of Sales	\$1,507,715.85
Cost of Purchases	-\$186,299.03
CashFlow	-\$1,600,000.00
Income	\$28,466.48
Accretion	\$0.00
Change in Cash Due to TBA Rollovers	\$0.00
Other	\$0.00
Total	\$54,782.15
Ending Cash As Of 06/30/2003	\$54,782.15

PORTFOLIO VALUATION REPORT

AS OF JUN 30, 2003

AMERICAN SOCIETY OF MECHANICAL ENGINEERS (029-78000)

Quantity		Average Unit Cost	Market Price	Total Cost	Market Value	Yield	% of Portfolio
PORTFOLIO TOTALS							
TOTAL EQUITIES				\$9,632,377.98	\$9,583,125.00	2.33%	99.4%
NET CASH				\$54,782.15	\$54,782.15	1.09%	0.6%
PORTFOLIO VALUE				\$9,687,160.13	\$9,637,907.15	2.32%	100.0%
EQUITIES							
TOTAL EQUITIES				\$9,632,377.98	\$9,583,125.00	2.33%	99.4%
CASH							
54,782	CASH - US	\$1.00	\$1.00	\$54,782.15	\$54,782.15	1.09%	0.6%
FINANCIAL							
SAVINGS AND LOAN							
2,300	FEDERAL NATIONAL MORTGAGE ASSN	\$67.75	\$67.44	\$155,813.59	\$155,112.00	2.20%	1.6%
1,400	GOLDEN WEST FINL CORP-DEL-	\$54.46	\$80.01	\$76,239.56	\$112,014.00	0.42%	1.2%
7,600	WASHINGTON MUTUAL INC	\$32.51	\$41.30	\$247,107.57	\$313,880.00	2.91%	3.3%
Total				\$479,160.72	\$581,006.00	2.24%	6.0%
PROPERTY - CASUALTY INSURANCE							
4,900	CHUBB CORP	\$65.90	\$60.00	\$322,893.06	\$294,000.00	2.40%	3.1%
5,300	TRAVELERS PROPERTY CASUALTY	\$14.23	\$15.90	\$75,434.99	\$84,270.00	1.51%	0.9%
Total				\$398,328.05	\$378,270.00	2.20%	3.9%
MISC. FINANCIAL							
4,200	LEHMAN BROTHERS HOLDINGS INC	\$69.45	\$66.48	\$291,701.40	\$279,216.00	0.72%	2.9%
LIFE INSURANCE							
1,000	TORCHMARK CORP	\$41.37	\$37.25	\$41,371.08	\$37,250.00	0.97%	0.4%
MULTI-LINE INSURANCE							

PORTFOLIO VALUATION REPORT

AS OF JUN 30, 2003

AMERICAN SOCIETY OF MECHANICAL ENGINEERS (029-78000)

Quantity		Average Unit Cost	Market Price	Total Cost	Market Value	Yield	% of Portfolio
2,900	CIGNA CORP	\$15.29	\$46.94	\$44,348.24	\$136,126.00	2.81%	1.4%
1,300	PACIFICARE HEALTH SYSTEMS INC	\$53.56	\$49.33	\$69,631.52	\$64,129.00	0.00%	0.7%
	Total			\$113,979.76	\$200,255.00	1.91%	2.1%
MAJOR REGIONAL BANKS							
6,300	BANK OF AMER CORP	\$50.37	\$79.03	\$317,322.92	\$497,889.00	4.05%	5.2%
6,300	FLEETBOSTON FINL CORP	\$37.37	\$29.71	\$235,437.71	\$187,173.00	4.71%	1.9%
7,600	NATIONAL CITY CORP	\$19.92	\$32.71	\$151,387.06	\$248,596.00	3.73%	2.6%
9,700	WACHOVIA CORP 2ND NEW	\$32.56	\$39.96	\$315,802.19	\$387,612.00	2.90%	4.0%
	Total			\$1,019,949.88	\$1,321,270.00	3.75%	13.7%
TOTAL FINANCIAL				\$2,344,490.89	\$2,797,267.00	2.75%	29.0%
UTILITIES							
TELEPHONE							
44,700	QWEST COMMUNICATIONS	\$10.67	\$4.78	\$476,940.79	\$213,666.00	0.00%	2.2%
10,500	SPRINT CORP	\$11.48	\$14.40	\$120,588.91	\$151,200.00	3.47%	1.6%
	Total			\$597,529.70	\$364,866.00	1.44%	3.8%
ELECTRIC COMPANIES							
8,400	AMERICAN ELECTRIC POWER CO INC	\$40.11	\$29.83	\$336,932.15	\$250,572.00	4.69%	2.6%
1,800	ENTERGY CORP NEW	\$36.40	\$52.78	\$65,515.92	\$95,004.00	2.65%	1.0%
1,025	NORTHEAST UTILITIES	\$14.01	\$16.74	\$14,361.56	\$17,158.50	3.58%	0.2%
3,100	PPL CORPORATION	\$32.13	\$43.00	\$99,614.03	\$133,300.00	3.58%	1.4%
4,200	SEMPRA ENERGY	\$22.30	\$28.53	\$93,666.25	\$119,826.00	3.51%	1.2%
3,900	WISCONSIN ENERGY CORP	\$26.24	\$29.00	\$102,326.38	\$113,100.00	2.76%	1.2%
	Total			\$712,416.29	\$728,960.50	3.70%	7.6%
TOTAL UTILITIES				\$1,309,945.99	\$1,093,826.50	2.95%	11.3%
CONSUMER GROWTH							
RADIO - TV BROADCASTING							
6,100	COMCAST CORPORATION	\$30.54	\$28.99	\$186,299.03	\$176,839.00	0.00%	1.8%

PORTFOLIO VALUATION REPORT

AS OF JUN 30, 2003

AMERICAN SOCIETY OF MECHANICAL ENGINEERS (029-78000)

Quantity		Average Unit Cost	Market Price	Total Cost	Market Value	Yield	% of Portfolio
DRUGS							
5,500	GLAXO PLC-SPONSORED ADR	\$36.71	\$40.54	\$201,893.51	\$222,970.00	2.80%	2.3%
12,900	PFIZER INC	\$36.11	\$34.15	\$465,829.19	\$440,535.00	1.76%	4.6%
	Total			\$667,722.70	\$663,505.00	2.11%	6.9%
MEDICAL PRODUCTS							
1,100	AVENTIS	\$42.08	\$54.70	\$46,292.29	\$60,170.00	1.10%	0.6%
TOTAL CONSUMER GROWTH				\$900,314.02	\$900,514.00	1.63%	9.3%
CONSUMER STAPLES							
TOBACCO							
5,800	ALTRIA GROUP INC	\$17.13	\$45.44	\$99,381.63	\$263,552.00	5.63%	2.7%
RETAIL STORES - FOOD							
5,600	SAFEWAY INC	\$24.04	\$20.46	\$134,646.48	\$114,576.00	0.00%	1.2%
2,700	SUPERVALU INC	\$14.84	\$21.32	\$40,062.36	\$57,564.00	2.67%	0.6%
	Total			\$174,708.84	\$172,140.00	0.89%	1.8%
TOTAL CONSUMER STAPLES				\$274,090.47	\$435,692.00	3.76%	4.5%
CONSUMER CYCLICALS							
TEXTILES/SHOES - APPAREL MFG.							
3,500	V F CORP	\$30.02	\$33.97	\$105,064.40	\$118,895.00	2.94%	1.2%
HOUSEHLD - APPLIANCES/DURABLES							
2,200	WHIRLPOOL CORP	\$47.28	\$63.70	\$104,024.95	\$140,140.00	2.14%	1.5%
AUTOS & AUTO PARTS OEMS							
2,800	LEAR CORP	\$24.53	\$46.02	\$68,677.24	\$128,856.00	0.00%	1.3%
HOME FURNISHINGS							
2,900	LEGGETT & PLATT INC	\$17.65	\$20.50	\$51,184.46	\$59,450.00	2.54%	0.6%
AUTO PARTS - AFTERMARKET							
1,000	GENUINE PARTS CO	\$28.21	\$32.01	\$28,207.56	\$32,010.00	3.69%	0.3%
RETAILERS							

PORTFOLIO VALUATION REPORT

AS OF JUN 30, 2003

AMERICAN SOCIETY OF MECHANICAL ENGINEERS (029-78000)

Quantity		Average Unit Cost	Market Price	Total Cost	Market Value	Yield	% of Portfolio
3,800	FEDERATED DEPARTMENT STORES	\$35.68	\$36.85	\$135,590.35	\$140,030.00	1.36%	1.5%
7,300	MAY DEPARTMENT STORES CO	\$32.82	\$22.26	\$239,550.53	\$162,498.00	4.31%	1.7%
2,500	OFFICE DEPOT INC	\$12.75	\$14.51	\$31,870.77	\$36,275.00	0.00%	0.4%
6,000	SEARS ROEBUCK & CO	\$29.62	\$33.64	\$177,723.73	\$201,840.00	2.73%	2.1%
	Total			\$584,735.38	\$540,643.00	2.67%	5.6%
	TOTAL CONSUMER CYCLICALS			\$941,893.99	\$1,019,994.00	2.31%	10.6%
	INDUSTRIAL COMMODITIES						
	PAPER						
4,704	MEADWESTVACO CORP	\$29.62	\$24.70	\$139,326.29	\$116,188.80	3.72%	1.2%
7,200	SMURFIT-STONE CONTAINER CORP	\$14.16	\$13.01	\$101,947.17	\$93,672.00	0.00%	1.0%
	Total			\$241,273.46	\$209,860.80	2.06%	2.2%
	CONTAINERS - METAL/GLASS/PAPER						
3,600	CROWN HOLDINGS INC	\$26.69	\$7.14	\$96,095.14	\$25,704.00	0.00%	0.3%
4,400	OWENS ILLINOIS INC NEW	\$24.17	\$13.77	\$106,331.81	\$60,588.00	0.00%	0.6%
	Total			\$202,426.95	\$86,292.00	0.00%	0.9%
	CHEMICALS						
4,000	DOW CHEMICAL CO	\$27.13	\$30.96	\$108,524.55	\$123,840.00	4.33%	1.3%
2,300	LUBRIZOL CORP	\$22.59	\$30.99	\$51,963.89	\$71,277.00	3.36%	0.7%
2,000	LYONDELL PETROCHEMICAL CO	\$20.93	\$13.53	\$41,859.78	\$27,060.00	6.65%	0.3%
1,600	MILLENNIUM CHEMICALS INC	\$33.27	\$9.51	\$53,229.66	\$15,216.00	5.68%	0.2%
	Total			\$255,577.88	\$237,393.00	4.39%	2.5%
	TOTAL INDUSTRIAL COMMODITIES			\$699,278.29	\$533,545.80	2.76%	5.5%
	CAPITAL EQUIPMENT						
	ELECTRICAL EQUIPMENT						
2,900	COOPER INDUSTRIES LTD	\$44.37	\$41.30	\$128,676.66	\$119,770.00	3.30%	1.2%
	TECHNOLOGY						
	COMMUNICATION - EQUIP. MFRS.						

PORTFOLIO VALUATION REPORT

AS OF JUN 30, 2003

AMERICAN SOCIETY OF MECHANICAL ENGINEERS (029-78000)

Quantity		Average Unit Cost	Market Price	Total Cost	Market Value	Yield	% of Portfolio
800	CORNING INC	\$1.61	\$7.39	\$1,284.56	\$5,912.00	0.00%	0.1%
66,051	NORTEL NETWORKS CORP	\$1.77	\$2.70	\$116,717.60	\$178,337.70	0.00%	1.9%
24,800	TELLABS INC	\$11.03	\$6.56	\$273,653.44	\$162,688.00	0.00%	1.7%
	Total			\$391,655.60	\$346,937.70	0.00%	3.6%
COMPUTERS							
26,800	HEWLETT PACKARD CO	\$18.79	\$21.30	\$503,471.28	\$570,840.00	1.50%	5.9%
7,300	QUANTUM CORP DSSG COM	\$18.23	\$4.05	\$133,070.71	\$29,565.00	0.00%	0.3%
	Total			\$636,541.99	\$600,405.00	1.43%	6.2%
COMPUTER/INSTRUMENTATION							
18,500	SOLETRON CORP	\$9.13	\$3.74	\$168,947.02	\$69,190.00	0.00%	0.7%
MISC. INDUSTRIAL TECHNOLOGY							
3,200	ARROW ELECTRONICS INC	\$28.14	\$15.24	\$90,038.67	\$48,768.00	0.00%	0.5%
4,775	AVNET INC	\$25.16	\$12.68	\$120,153.95	\$60,547.00	0.00%	0.6%
6,100	INGRAM MICRO INC-CL A	\$14.19	\$11.00	\$86,566.40	\$67,100.00	0.00%	0.7%
1,500	TECH DATA CORP	\$38.90	\$26.75	\$58,349.35	\$40,125.00	0.00%	0.4%
	Total			\$355,108.37	\$216,540.00	0.00%	2.2%
TOTAL TECHNOLOGY				\$1,552,252.98	\$1,233,072.70	0.70%	12.8%
SERVICES							
RAILROADS							
10,200	CSX CORP	\$45.70	\$30.09	\$466,172.08	\$306,918.00	1.33%	3.2%
20,900	NORFOLK SOUTHERN CORP	\$19.54	\$19.20	\$408,487.10	\$401,280.00	1.46%	4.2%
	Total			\$874,659.18	\$708,198.00	1.40%	7.3%
ENERGY							
OILS - INTEGRATED DOMESTIC							
8,200	CONOCOPHILLIPS	\$48.72	\$54.80	\$399,543.61	\$449,360.00	2.92%	4.7%
8,700	OCCIDENTAL PETROLEUM CORP-DEL	\$23.82	\$33.55	\$207,231.90	\$291,885.00	3.10%	3.0%
	Total			\$606,775.51	\$741,245.00	2.99%	7.7%

PORTFOLIO VALUATION REPORT

AS OF JUN 30, 2003

AMERICAN SOCIETY OF MECHANICAL ENGINEERS (029-78000)

Quantity	Average Unit Cost	Market Price	Total Cost	Market Value	Yield	% of Portfolio
----------	----------------------	-----------------	------------	-----------------	-------	-------------------

Total portfolio cost includes the reinvestment of interest, dividends and capital gains distributions as well as sale proceeds and therefore is not equivalent to the capital you have invested in this account.

SALES

Jun 01, 2003 through Jun 30, 2003

AMERICAN SOCIETY OF MECHANICAL ENGINEERS (029-78000)

Quantity	Description	Trade Date	Unit Cost	Total Cost	Sale Price	Total Proceeds	Gain or Loss
EQUITIES							
NON-FINANCIAL							
800	PULTE CORP	Jun 24, 2003	\$47.07	\$37,656.11	\$65.50	\$52,333.22	\$14,677.11
1,300	PULTE CORP	Jun 25, 2003	\$47.07	\$61,191.20	\$64.67	\$83,962.71	\$22,771.51
	Total			<u>\$98,847.31</u>		<u>\$136,295.93</u>	<u>\$37,448.62</u>
FINANCIAL							
1,000	AETNA INC NEW	Jun 16, 2003	\$34.75	\$34,750.00	\$64.21	\$64,128.61	\$29,378.61
1,000	AETNA INC NEW	Jun 16, 2003	\$34.75	\$34,750.00	\$64.21	\$64,128.61	\$29,378.61
700	AETNA INC NEW	Jun 18, 2003	\$34.75	\$24,325.00	\$63.64	\$44,491.69	\$20,166.69
1,400	AETNA INC NEW	Jun 18, 2003	\$34.75	\$48,650.00	\$63.64	\$88,983.39	\$40,333.39
1,800	WASHINGTON MUTUAL INC	Jun 24, 2003	\$34.56	\$62,211.11	\$42.49	\$76,350.63	\$14,139.52
1,500	WASHINGTON MUTUAL INC	Jun 24, 2003	\$33.79	\$50,680.07	\$42.49	\$63,625.52	\$12,945.45
2,500	WASHINGTON MUTUAL INC	Jun 24, 2003	\$33.35	\$83,374.12	\$42.49	\$106,042.54	\$22,668.42
1,000	GOLDEN WEST FINL CORP-DEL-	Jun 25, 2003	\$52.87	\$52,866.45	\$81.02	\$80,933.50	\$28,067.05
1,200	GOLDEN WEST FINL CORP-DEL-	Jun 25, 2003	\$54.32	\$65,183.88	\$81.02	\$97,120.21	\$31,936.33
1,000	GOLDEN WEST FINL CORP-DEL-	Jun 25, 2003	\$53.62	\$53,617.29	\$81.02	\$80,933.51	\$27,316.22
	Total			<u>\$510,407.92</u>		<u>\$766,738.21</u>	<u>\$256,330.29</u>
UTILITIES							
500	CINERGY CORP	Jun 18, 2003	\$24.71	\$12,357.30	\$38.32	\$19,127.74	\$6,770.44
1,400	CINERGY CORP	Jun 18, 2003	\$23.77	\$33,282.86	\$38.32	\$53,557.66	\$20,274.80
1,800	CINERGY CORP	Jun 18, 2003	\$24.31	\$43,760.18	\$38.32	\$68,859.86	\$25,099.68
	Total			<u>\$89,400.34</u>		<u>\$141,545.26</u>	<u>\$52,144.92</u>

SALES

Jun 01, 2003 through Jun 30, 2003

AMERICAN SOCIETY OF MECHANICAL ENGINEERS (029-78000)

Quantity	Description	Trade Date	Unit Cost	Total Cost	Sale Price	Total Proceeds	Gain or Loss
CONSUMER CYCLICALS							
2,000	LIZ CLAIBORNE INC	Jun 25, 2003	\$22.37	\$44,743.30	\$35.41	\$70,675.15	\$25,931.85
2,000	LIZ CLAIBORNE INC	Jun 25, 2003	\$23.07	\$46,142.83	\$35.41	\$70,675.16	\$24,532.33
600	LIZ CLAIBORNE INC	Jun 25, 2003	\$24.54	\$14,724.32	\$35.41	\$21,202.55	\$6,478.23
	Total			\$105,610.45		\$162,552.86	\$56,942.41
INDUSTRIAL COMMODITIES							
1,100	GEORGIA PACIFIC CORP	Jun 10, 2003	\$25.68	\$28,248.13	\$17.27	\$18,936.70	\$(9,311.43)
1,100	GEORGIA PACIFIC CORP	Jun 12, 2003	\$25.68	\$28,248.15	\$18.17	\$19,916.47	\$(8,331.68)
1,600	GEORGIA PACIFIC CORP	Jun 16, 2003	\$25.23	\$40,369.47	\$17.98	\$28,666.19	\$(11,703.28)
264	GEORGIA PACIFIC CORP	Jun 18, 2003	\$23.54	\$6,213.40	\$17.69	\$4,654.34	\$(1,559.06)
900	GEORGIA PACIFIC CORP	Jun 18, 2003	\$25.23	\$22,707.84	\$17.69	\$15,867.09	\$(6,840.75)
900	EASTMAN CHEMICAL CO	Jun 24, 2003	\$69.63	\$62,671.14	\$31.65	\$28,423.31	\$(34,247.83)
1,100	EASTMAN CHEMICAL CO	Jun 24, 2003	\$44.55	\$49,005.59	\$31.65	\$34,739.60	\$(14,265.99)
900	EASTMAN CHEMICAL CO	Jun 24, 2003	\$68.83	\$61,946.64	\$31.65	\$28,423.32	\$(33,523.32)
487	TEMPLE-INLAND INC	Jun 24, 2003	\$55.53	\$27,042.83	\$44.27	\$21,525.75	\$(5,517.08)
1,600	DOW CHEMICAL CO	Jun 25, 2003	\$28.89	\$46,223.62	\$31.46	\$50,236.86	\$4,013.24
970	MEADWESTVACO CORP	Jun 25, 2003	\$37.57	\$36,445.99	\$24.66	\$23,859.07	\$(12,586.92)
388	MEADWESTVACO CORP	Jun 25, 2003	\$36.94	\$14,332.04	\$24.66	\$9,543.63	\$(4,788.41)
642	MEADWESTVACO CORP	Jun 25, 2003	\$30.67	\$19,692.65	\$24.66	\$15,791.26	\$(3,901.39)
	Total			\$443,147.49		\$300,583.59	\$(142,563.90)

SALES

Jun 01, 2003 through Jun 30, 2003

AMERICAN SOCIETY OF MECHANICAL ENGINEERS (029-78000)

Quantity	Description	Trade Date	Unit Cost	Total Cost	Sale Price	Total Proceeds	Gain or Loss
TOTAL SALES				\$1,247,413.51		\$1,507,715.85	\$260,302.34

PURCHASES

Jun 01, 2003 through Jun 30, 2003

AMERICAN SOCIETY OF MECHANICAL ENGINEERS (029-78000)

Quantity	Description	Trade Date	Unit Cost	Total Cost
EQUITIES				
CONSUMER GROWTH				
2,500	COMCAST CORPORATION	Jun 09, 2003	\$29.59	\$73,967.27
1,600	COMCAST CORPORATION	Jun 10, 2003	\$29.92	\$47,874.63
2,000	COMCAST CORPORATION	Jun 17, 2003	\$32.23	\$64,457.13
TOTAL PURCHASES				\$186,299.03

INCOME REPORT

Jun 01, 2003 through Jun 30, 2003

AMERICAN SOCIETY OF MECHANICAL ENGINEERS (029-78000)

	Income Date	Amount
INTEREST		
CASH		
INTEREST ON CREDIT BALANCE DUE	Jun 16, 2003	\$235.04
TOTAL INTEREST		\$235.04
DIVIDENDS		
FINANCIAL		
LEHMAN BROTHERS HOLDINGS INC	Jun 02, 2003	\$504.00
GOLDEN WEST FINL CORP-DEL-	Jun 10, 2003	\$391.00
WACHOVIA CORP 2ND NEW	Jun 16, 2003	\$2,813.00
BANK OF AMER CORP	Jun 27, 2003	\$4,032.00
Total		<u>\$7,740.00</u>
UTILITIES		
ENTERGY CORP NEW	Jun 02, 2003	\$630.00
WISCONSIN ENERGY CORP	Jun 02, 2003	\$780.00
AMERICAN ELECTRIC POWER CO INC	Jun 10, 2003	\$2,940.00
NORTHEAST UTILITIES	Jun 30, 2003	\$140.94
SPRINT CORP	Jun 30, 2003	\$1,312.50
Total		<u>\$5,803.44</u>
CONSUMER GROWTH		
PFIZER INC	Jun 05, 2003	\$1,935.00
CONSUMER STAPLES		
SUPERVALU INC	Jun 16, 2003	\$384.75
CONSUMER CYCLICALS		
WHIRLPOOL CORP	Jun 13, 2003	\$748.00
LIZ CLAIBORNE INC	Jun 16, 2003	\$258.75
MAY DEPARTMENT STORES CO	Jun 16, 2003	\$1,752.00

INCOME REPORT

Jun 01, 2003 through Jun 30, 2003

AMERICAN SOCIETY OF MECHANICAL ENGINEERS (029-78000)

	Income Date	Amount
CONSUMER CYCLICALS		
V F CORP	Jun 20, 2003	\$875.00
Total		\$3,633.75
INDUSTRIAL COMMODITIES		
MEADWESTVACO CORP	Jun 02, 2003	\$1,541.92
LUBRIZOL CORP	Jun 10, 2003	\$598.00
TEMPLE-INLAND INC	Jun 13, 2003	\$165.58
LYONDELL PETROCHEMICAL CO	Jun 16, 2003	\$450.00
MILLENNIUM CHEMICALS INC	Jun 30, 2003	\$216.00
Total		\$2,971.50
SERVICES		
NORFOLK SOUTHERN CORP	Jun 10, 2003	\$1,463.00
CSX CORP	Jun 13, 2003	\$1,020.00
Total		\$2,483.00
ENERGY		
CONOCOPHILLIPS	Jun 02, 2003	\$3,280.00
TOTAL DIVIDENDS		\$28,231.44
TOTAL PORTFOLIO		\$28,466.48

Market value information, including prices and accrued income, has been obtained from sources which we believe to be reliable. We make no statement or warranty that any quoted value necessarily reflects the proceeds which may be received on the sale of a security.

CHRONOLOGICAL TRANSACTION LEDGER

Jun 01, 2003 through Jun 30, 2003

AMERICAN SOCIETY OF MECHANICAL ENGINEERS (029-78000)

<u>Trade Date</u>	<u>Quantity</u>	<u>Description</u>	<u>Price</u>	<u>Amount</u>
Opening Cash Balance				\$304,898.85
Cash Dividend Payment				
Jun 02, 2003		CONOCOPHILLIPS		\$3,280.00
Jun 02, 2003		ENTERGY CORP NEW		\$630.00
Jun 02, 2003		LEHMAN BROTHERS HOLDINGS INC		\$504.00
Jun 02, 2003		MEADWESTVACO CORP		\$1,541.92
Jun 02, 2003		WISCONSIN ENERGY CORP		\$780.00
Cash Dividend Payment				
Jun 05, 2003		PFIZER INC		\$1,935.00
Purchase				
Jun 09, 2003	2,500	COMCAST CORPORATION	\$29.59	\$(73,967.27)
Cash Dividend Payment				
Jun 10, 2003		AMERICAN ELECTRIC POWER CO INC		\$2,940.00
Jun 10, 2003		GOLDEN WEST FINL CORP-DEL-		\$391.00
Jun 10, 2003		LUBRIZOL CORP		\$598.00
Jun 10, 2003		NORFOLK SOUTHERN CORP		\$1,463.00
Purchase				
Jun 10, 2003	1,600	COMCAST CORPORATION	\$29.92	\$(47,874.63)
Sale				
Jun 10, 2003	(1,100)	GEORGIA PACIFIC CORP	\$17.27	\$18,936.70
Sale				
Jun 12, 2003	(1,100)	GEORGIA PACIFIC CORP	\$18.17	\$19,916.47
Cash Dividend Payment				
Jun 13, 2003		CSX CORP		\$1,020.00
Jun 13, 2003		TEMPLE-INLAND INC		\$165.58

CHRONOLOGICAL TRANSACTION LEDGER

Jun 01, 2003 through Jun 30, 2003

AMERICAN SOCIETY OF MECHANICAL ENGINEERS (029-78000)

<u>Trade Date</u>	<u>Quantity</u>	<u>Description</u>	<u>Price</u>	<u>Amount</u>
Jun 13, 2003		WHIRLPOOL CORP		\$748.00
Cash Dividend Payment				
Jun 16, 2003		LIZ CLAIBORNE INC		\$258.75
Jun 16, 2003		LYONDELL PETROCHEMICAL CO		\$450.00
Jun 16, 2003		MAY DEPARTMENT STORES CO		\$1,752.00
Jun 16, 2003		SUPERVALU INC		\$384.75
Jun 16, 2003		WACHOVIA CORP 2ND NEW		\$2,813.00
Interest Received				
Jun 16, 2003		INTEREST ON CREDIT BALANCE DUE		\$235.04
Sale				
Jun 16, 2003	(1,000)	AETNA INC NEW	\$64.21	\$64,128.61
Jun 16, 2003	(1,000)	AETNA INC NEW	\$64.21	\$64,128.61
Jun 16, 2003	(1,600)	GEORGIA PACIFIC CORP	\$17.98	\$28,666.19
Purchase				
Jun 17, 2003	2,000	COMCAST CORPORATION	\$32.23	\$(64,457.13)
Sale				
Jun 18, 2003	(700)	AETNA INC NEW	\$63.64	\$44,491.69
Jun 18, 2003	(1,400)	AETNA INC NEW	\$63.64	\$88,983.39
Jun 18, 2003	(1,400)	CINERGY CORP	\$38.32	\$53,557.66
Jun 18, 2003	(1,800)	CINERGY CORP	\$38.32	\$68,859.86
Jun 18, 2003	(500)	CINERGY CORP	\$38.32	\$19,127.74
Jun 18, 2003	(900)	GEORGIA PACIFIC CORP	\$17.69	\$15,867.09
Jun 18, 2003	(264)	GEORGIA PACIFIC CORP	\$17.69	\$4,654.34
Cash Dividend Payment				
Jun 20, 2003		V F CORP		\$875.00

CHRONOLOGICAL TRANSACTION LEDGER

Jun 01, 2003 through Jun 30, 2003

AMERICAN SOCIETY OF MECHANICAL ENGINEERS (029-78000)

<u>Trade Date</u>	<u>Quantity</u>	<u>Description</u>	<u>Price</u>	<u>Amount</u>
Debit				
Jun 23, 2003		WIRE TO BANK OF NEW YORK 6101631700 AMERICA	PAID TO	\$(600,000.00)
Sale				
Jun 24, 2003	(900)	EASTMAN CHEMICAL CO	\$31.65	\$28,423.31
Jun 24, 2003	(1,100)	EASTMAN CHEMICAL CO	\$31.65	\$34,739.60
Jun 24, 2003	(900)	EASTMAN CHEMICAL CO	\$31.65	\$28,423.32
Jun 24, 2003	(800)	PULTE CORP	\$65.50	\$52,333.22
Jun 24, 2003	(487)	TEMPLE-INLAND INC	\$44.27	\$21,525.75
Jun 24, 2003	(2,500)	WASHINGTON MUTUAL INC	\$42.49	\$106,042.54
Jun 24, 2003	(1,800)	WASHINGTON MUTUAL INC	\$42.49	\$76,350.63
Jun 24, 2003	(1,500)	WASHINGTON MUTUAL INC	\$42.49	\$63,625.52
Sale				
Jun 25, 2003	(1,600)	DOW CHEMICAL CO	\$31.46	\$50,236.86
Jun 25, 2003	(1,000)	GOLDEN WEST FINL CORP-DEL-	\$81.02	\$80,933.50
Jun 25, 2003	(1,000)	GOLDEN WEST FINL CORP-DEL-	\$81.02	\$80,933.51
Jun 25, 2003	(1,200)	GOLDEN WEST FINL CORP-DEL-	\$81.02	\$97,120.21
Jun 25, 2003	(600)	LIZ CLAIBORNE INC	\$35.41	\$21,202.55
Jun 25, 2003	(2,000)	LIZ CLAIBORNE INC	\$35.41	\$70,675.15
Jun 25, 2003	(2,000)	LIZ CLAIBORNE INC	\$35.41	\$70,675.16
Jun 25, 2003	(970)	MEADWESTVACO CORP	\$24.66	\$23,859.07
Jun 25, 2003	(388)	MEADWESTVACO CORP	\$24.66	\$9,543.63
Jun 25, 2003	(642)	MEADWESTVACO CORP	\$24.66	\$15,791.26
Jun 25, 2003	(1,300)	PULTE CORP	\$64.67	\$83,962.71
Cash Dividend Payment				
Jun 27, 2003		BANK OF AMER CORP		\$4,032.00

CHRONOLOGICAL TRANSACTION LEDGER

Jun 01, 2003 through Jun 30, 2003

AMERICAN SOCIETY OF MECHANICAL ENGINEERS (029-78000)

<u>Trade Date</u>	<u>Quantity</u>	<u>Description</u>	<u>Price</u>	<u>Amount</u>
Debit				
Jun 27, 2003		WIRE TO BANK OF NEW YORK 6101631700 AMERICA	PAID TO	\$(400,000.00)
Cash Dividend Payment				
Jun 30, 2003		MILLENNIUM CHEMICALS INC		\$216.00
Jun 30, 2003		NORTHEAST UTILITIES		\$140.94
Jun 30, 2003		SPRINT CORP		\$1,312.50
Debit				
Jun 30, 2003		WIRE TO BANK OF NEW YORK 6101631700 AMERICA	PAID TO	\$(600,000.00)
Closing Cash Balance				\$54,782.15

Summary of Investment Position

Date Run: 07/01/2003

As Of: 06/30/2003

Administrative Currency: U S Dollars

D410N6-WJDFIM

American Society of Mechanical Engineers

<u>Classification</u>	<u>Total Market Value</u>	<u>% of Total Fund</u>	<u>Estimated Annual Income</u>	<u>Current Yield</u>
Fixed Income Holdings				
Cash and Equivalents	323,940	2.1	2,527	0.8
Straight Bonds	14,542,708	96.2	903,624	6.2
Total Fixed Income	14,866,649	98.3	906,150	6.1
Convertible Holdings				
Convertibles	257,750	1.7	10,969	4.3
Total Convertible	257,750	1.7	10,969	4.3
Total Principal	15,124,399	100.0	917,119	6.1
Accrued Income	202,897			
Total Fund	15,327,295			

Full Appraisal

Date Run: 07/01/2003

As Of: 06/30/2003

D410N6-WJDFIM

American Society of Mechanical Engineers

Administrative Currency: U S Dollars

<u>Rating</u>	<u>Traded Shares</u>	<u>Security Description</u>	<u>Security ID</u>	<u>Unit Cost</u>	<u>Total Cost</u>	<u>Price</u>	<u>Market Value</u>	<u>% Of Total</u>	<u>Yield</u>	<u>Duration</u>	<u>Income</u>
Fixed Income Holdings											
----Cash and Equivalents----			2.14%								
	323,940.470	STIF MONEY MARKET 0.7800 07/01/2003	USD	1.000	323,940.47	1.000	323,940.47	2.14	0.78	0.00	2,526.74
----One Year Maturities----			6.62%								
A2 A	225,000.000	LEHMAN BROS HLDG SR NTS 7 1250 09/15/2003	524908BG4	103.581	233,057.25	101.185	227,666.25	1.51	1.39	0.21	16,031.25
B3 B	230,000.000	NEXTEL COMM SR DISC NTS 9 7500 10/31/2007	65332VAH6	64.125	147,487.50	103.500	238,050.00	1.57	6.24	0.33	22,425.00
Ba2 BB	165,000.000	APPLE COMPUTER INC NTS 6.5000 02/15/2004	037833AA8	89.594	147,829.68	102.250	168,712.50	1.12	2.84	0.60	10,725.00
Aaa AAA	354,093.920	FHLMC GOLD POOL C62377 6.0000 01/01/2032 Orig Face: Avg Life 06/22/2004 @ 100.000	31287MUA6 485,000	98.391	348,395.22	103.685	367,142.28	2.43	1.95	0.95	21,245.64
----Short Term Bonds----			43.26%								
Baa1 BBB	75,000.000	SUN MICROSYSTEMS SR NTS 7.3500 08/15/2004	866810AD6	99.988	74,991.00	105.181	78,886.05	0.52	2.64	1.06	5,512.50
Ba2 BB+	150,000.000	KB HOME SR NTS 7.7500 10/15/2004	486168AE7	100.125	150,187.50	104.875	157,312.50	1.04	3.84	1.22	11,625.00
Aaa AAA	507,956.630	GNMA POOL 569569 6 0000 01/15/2032 Orig Face: Avg Life 12/03/2004 @ 100.000	36200QW67 650,000	99.281	504,305.67	104.874	532,714.44	3.52	2.34	1.37	30,477.40
Aaa AAA	455,590.150	FNMA POOL 254195 5.5000 02/01/2017 Orig Face: Avg Life 12/29/2004 @ 100.000	31371KKG5 650,000	99.227	452,066.44	103.894	473,328.88	3.13	2.57	1.43	25,057.46
Aaa AAA	453,945.930	FNMA POOL 626708 5.5000 01/01/2017 Orig Face: Avg Life 12/29/2004 @ 100.000	31389JGR9 625,000	99.063	449,690.19	103.894	471,622.58	3.12	2.57	1.43	24,967.03
Aaa AAA	163,941.740	FHLMC GOLD POOL E86944 5 5000 12/01/2016 Orig Face: Avg Life 01/05/2005 @ 100.000	3128GPWD1 250,000	98.828	162,020.54	103.733	170,061.69	1.12	2.82	1.44	9,016.80
Baa2 BBB	300,000.000	CARRAMERICA REALTY NTS 6.6250 03/01/2005	144418AG5	95.871	287,613.00	106.805	320,415.00	2.12	2.44	1.56	19,875.00

Full Appraisal

Date Run: 07/01/2003

As Of: 06/30/2003

D410N6-WJDFIM

American Society of Mechanical Engineers

Administrative Currency: U S Dollars

Rating	Traded Shares	Security Description	Security ID	Unit Cost	Total Cost	Price	Market Value	% Of Total	Yield	Duration	Income
---Short Term Bonds (cont.)---											
Aaa AAA	79,256.950	NOMURA ASSET SECS 98-D6 CL A-1A 6.2800 03/17/2028 Orig Face: Avg Life 09/14/2005 @ 100.000	655356JE4 150,000	100.531	79,677.99	108.518	86,008.18	0.57	2.28	2.06	4,977.34
Aaa AAA	327,497.400	FNMA POOL 666741 5.0000 11/01/2017 Orig Face: Avg Life 10/02/2005 @ 100.000	31391GWA0 350,000	100.664	329,672.19	103.452	338,802.61	2.24	3.25	2.09	16,374.87
B3 B	200,000.000	DELTA AIR LINES NTS 7.7000 12/15/2005	247361YE2	99.768	199,536.00	87.500	175,000.00	1.16	13.87	2.12	15,400.00
Ba1 BB+	140,000.000	HARRAHS OPERATING CO INC 7.8750 12/15/2005	413627AD2	106.232	148,725.00	108.750	152,250.00	1.01	4.10	2.24	11,025.00
Aaa AAA	630,000.000	FEDERAL HM LN MTG CORP 4.8750 03/15/2007	3134A4NW0	102.800	647,642.32	109.652	690,804.45	4.57	2.15	3.37	30,712.50
Aaa AAA	445,000.000	FEDERAL NATL MTG ASSN 5.2500 04/15/2007	31359MMP5	107.016	476,223.24	111.125	494,506.25	3.27	2.18	3.44	23,362.50
Ba3 BB	75,000.000	AGCO CORP 9.5000 05/01/2008 Call 05/01/2005 @ 104.750	001084AG7	99.250	74,437.50	108.000	81,000.00	0.54	7.08	3.17	7,125.00
Ba3 BB	65,000.000	LYONDELL CHEMICAL CO A 9.6250 05/01/2007	552078AL1	102.750	66,787.50	98.000	63,700.00	0.42	10.26	3.08	6,256.25
Ba1 BB+	150,000.000	STARWOOD HOTELS 7.3750 05/01/2007	85590AAF1	98.300	147,450.00	105.250	157,875.00	1.04	5.83	3.29	11,062.50
Aaa AAA	104,540.460	FNMA POOL 254759 4.5000 06/01/2018 Orig Face: Avg Life 05/31/2007 @ 100.000	31371K5U1 105,000	102.516	107,170.31	102.177	106,816.31	0.71	3.83	3.44	4,704.32
Aaa AAA	625,000.000	FEDERAL NATL MTG ASSN NTS 4.2500 07/15/2007	31359MNP4	104.946	655,912.50	107.609	672,555.00	4.45	2.27	3.66	26,562.50
B2 B-	75,000.000	IMC GLOBAL INC DEBS 6.8750 07/15/2007	449669AC4	101.500	76,125.00	90.000	67,500.00	0.45	9.94	3.29	5,156.25
Ba3 BB-	150,000.000	MEDITRUST NTS 7.0000 08/15/2007	58501TAJ7	96.332	144,498.00	101.875	152,812.50	1.01	6.47	3.46	10,500.00
A1 A	225,000.000	BANKBOSTON N A SUB NTS 6.5000 12/19/2007	065913AE5	100.745	226,676.25	114.405	257,411.25	1.70	3.03	3.92	14,625.00
Aa3 A+	150,000.000	GOLDMAN SACHS NTS 4.1250 01/15/2008	38141GCS1	101.958	152,937.00	105.085	157,627.80	1.04	2.92	4.06	6,187.50
Ba1 BB+	250,000.000	PIONEER NATURAL RESOURCE NTS 6.5000 01/15/2008	723787AA5	98.188	245,470.00	108.912	272,280.25	1.80	4.32	3.84	16,250.00

Full Appraisal

Date Run: 07/01/2003

As Of: 06/30/2003

D410N6-WJDFIM

American Society of Mechanical Engineers

Administrative Currency: U S Dollars

Rating	Traded Shares	Security Description	Security ID	Unit Cost	Total Cost	Price	Market Value	% Of Total	Yield	Duration	Income
---Short Term Bonds (cont.)---											
Baa2 BBB-	150,000 000	CAPITAL ONE BANK NTS 4.8750 05/15/2008	14040EHF2	100.156	150,233 50	102.051	153,076.50	1.01	4.40	4.28	7,312 50
Aa3 A+	225,000.000	DONALDSON LUFKIN & JEN SR NTS 6.5000 06/01/2008	257661AF5	96.942	218,119 50	114.737	258,158 25	1.71	3.24	4.25	14,625.00
---Medium Term Bonds---											
				25.07%							
Ba3 BB	75,000.000	HASBRO INC NTS 6.1500 07/15/2008	418056AG2	103.292	77,468.75	103.500	77,625.00	0.51	5.35	4.20	4,612.50
Ba1 BB+	50,000.000	ISTAR FINANCIAL SR NTS 8.7500 08/15/2008	46521PAA5	102 000	51,000 00	109.000	54,500.00	0.36	6.65	4.03	4,375 00
Ba3 BB+	50,000.000	PENNEY JC CO NTS 7.3750 08/15/2008	708160BH8	89.750	44,875.00	103.250	51,625 00	0.34	6 61	4.13	3,687.50
Baa2 BBB	50,000.000	MOTOROLA INC NTS 5.8000 10/15/2008	620076AN9	92 000	46,000.00	107 250	53,625.00	0.35	4.25	4.51	2,900.00
Baa2 BBB	150,000.000	WEYERHAEUSER CO REGS 5.9500 11/01/2008	962166BA1	102.407	153,610.00	111.884	167,826.00	1 11	3.49	4.58	8,925.00
Ba3 B-	75,000.000	U S WEST COMM NTS 5.6250 11/15/2008	912920AN5	96.875	72,656.25	96.000	72,000.00	0.48	6.52	4.52	4,218.75
A1 AAA	250,000.000	PHARMACIA CORP NTS 5.8750 12/01/2008	71713UAK8	99.718	249,295.00	115.043	287,607 50	1.90	2.86	4.69	14,687.50
A3 BBB	150,000 000	FORD MOTOR CR SR NTS 5.8000 01/12/2009	345397SG9	88.299	132,448.50	99.386	149,078.55	0.99	5.93	4.55	8,700.00
Baa1 A-	150,000.000	NOBLE DRILLING SR NTS 6.9500 03/15/2009	655042AC3	92.080	138,120.00	115.163	172,744.50	1 14	3 96	4.71	10,425.00
B2 B+	141,612.150	BRAZIL C BOND VAR RATE 8.0000 04/15/2014 Avg Life 04/15/2009 @ 100.000	298702556 115,000	78.736	111,499.19	87.880	124,448.76	0.82	11.08	3.97	11,328.97
Baa2 BBB-	150,000.000	DELPHI CORP NTS 6.5000 05/01/2009	247126AB1	93.012	139,518.00	107.776	161,664.00	1.07	4.95	4 82	9,750.00
Baa3 BBB-	125,000.000	SPRINT CAPITAL CORP NTS 6.3750 05/01/2009	852060AF9	90.267	112,834.25	109.377	136,720 63	0.90	4.53	4.85	7,968.75
Baa1 A-	150,000.000	WHITMAN CORP 6.3750 05/01/2009	96647KAK8	99.700	149,550.00	112.788	169,182.00	1 12	3.90	4.88	9,562.50
Ba1 BB+	125,000.000	LEAR CORP COMP GUAR B 8 1100 05/15/2009	521865AE5	109.250	136,562.50	114.500	143,125.00	0.95	5.21	4.71	10,137.50

Full Appraisal

Date Run: 07/01/2003

As Of: 06/30/2003

D410N6-WJDFIM

American Society of Mechanical Engineers

Administrative Currency: U S Dollars

<u>Rating</u>	<u>Traded Shares</u>	<u>Security Description</u>	<u>Security ID</u>	<u>Unit Cost</u>	<u>Total Cost</u>	<u>Price</u>	<u>Market Value</u>	<u>% Of Total</u>	<u>Yield</u>	<u>Duration</u>	<u>Income</u>
	----Medium Term Bonds (cont.)----										
Ba2 BB+	125,000.000	MGM MIRAGE 8.3750 02/01/2011	552953AE1	107.750	134,687.50	113.750	142,187.50	0.94	6.08	5.55	10,468.75
Ba1 BB	50,000.000	TEMBEC INDUSTRIES 8.5000 02/01/2011	87971KAC1	102.750	51,375.00	99.000	49,500.00	0.33	8.68	5.31	4,250.00
Baa3 BBB	150,000.000	COMCAST CABLE NTS 5.5000 03/15/2011	20030NAD3	99.149	148,724.00	106.910	160,364.25	1.06	4.43	6.21	8,250.00
Ba2 BB+	100,000.000	PARK PLACE ENT SR SUB NTS 8.1250 05/15/2011	700690AL4	104.219	104,218.75	109.750	109,750.00	0.73	6.52	5.82	8,125.00
Baa1 BBB+	150,000.000	EOP OPERATING LP NTS 7.0000 07/15/2011	268766BU5	99.020	148,530.00	116.057	174,085.35	1.15	4.59	6.12	10,500.00
Ba3 B+	100,000.000	CHESAPEAKE ENERGY 144A W/RTS 7.5000 09/15/2013	165167BB2	101.125	101,125.00	106.250	106,250.00	0.70	6.50	6.01	7,500.00
A3 BBB	175,000.000	GMAC BDS 6.8750 09/15/2011	370425RX0	97.582	170,768.00	100.334	175,583.98	1.16	6.82	6.08	12,031.25
Baa2 BBB	75,000.000	MOTOROLA INC SR NTS 8.0000 11/01/2011	620076AX7	99.633	74,724.75	119.250	89,437.50	0.59	5.13	6.21	6,000.00
Ba1 BB	100,000.000	TEMBEC INDS 7.7500 03/15/2012	87971KAE7	97.063	97,062.50	97.000	97,000.00	0.64	8.24	6.06	7,750.00
Baa2 BBB	25,000.000	WEYERHAUSER CO NTS 6.7500 03/15/2012	962166BP8	99.776	24,944.00	113.520	28,380.03	0.19	4.83	6.59	1,687.50
Ba1 BB+	125,000.000	YUMI BRANDS INC NTS 7.7000 07/01/2012	988498AA9	107.100	133,875.00	114.000	142,500.00	0.94	5.69	6.42	9,625.00
Aaa AAA	175,000.000	GENERAL ELECTRIC CAP COPR 5.4500 01/15/2013	36962GZY3	100.244	175,427.00	108.314	189,549.85	1.25	4.37	7.29	9,537.50
Aa3 A+	150,000.000	MORGAN STANLEY NTS 5.3000 03/01/2013	EC8705666	100.505	150,757.50	106.284	159,426.00	1.05	4.49	7.46	7,950.00
Aa3 A+	50,000.000	GOLDMAN SACHS NTS 5.2500 04/01/2013	38141GDB7	99.977	49,988.50	106.627	53,313.50	0.35	4.41	7.57	2,625.00
Ba1 BB	150,000.000	DR HORTON SR NTS 6.8750 05/01/2013	23331AAP4	101.375	152,062.50	105.250	157,875.00	1.04	6.15	7.07	10,312.50
Baa2 BBB	135,000.000	COX COMMUNICATIONS NTS 4.6250 06/01/2013	224044BF3	99.359	134,134.65	100.192	135,259.20	0.89	4.60	7.86	6,243.75

Full Appraisal

Date Run: 07/01/2003

As Of: 06/30/2003

D410N6-WJDFIM

American Society of Mechanical Engineers

Administrative Currency: U S Dollars

<u>Rating</u>	<u>Traded Shares</u>	<u>Security Description</u>	<u>Security ID</u>	<u>Unit Cost</u>	<u>Total Cost</u>	<u>Price</u>	<u>Market Value</u>	<u>% Of Total</u>	<u>Yield</u>	<u>Duration</u>	<u>Income</u>
	---Long Term Bonds---		21.20%								
Ba2 NR	175,000.000	BANGKOK BANK H K 144A SUB NTS 8.2500 03/15/2016	059895AC6	86.473	151,328.00	103.000	180,250.00	1.19	7.87	7.69	14,437.50
Ba2 B+	65,000.000	THAI FARMERS BK PLC 144A SUB 8.2500 08/21/2016	88321RAA5	81.250	52,812.50	116.292	75,589.48	0.50	6.40	8.17	5,362.50
Ba3 BB	180,000.000	PHILIPPINE LONG DIST TEL EMTN 8.3500 03/06/2017	71825PAD0	77.188	138,938.40	85.968	154,743.12	1.02	10.28	7.36	15,030.00
Baa2 BBB	185,000.000	REPUBLIC OF SOUTH AFRICA NTS 8.5000 06/23/2017	836205AD6	87.338	161,575.00	123.625	228,706.25	1.51	5.98	8.75	15,725.00
Ba1 BB+	100,000.000	TRINET CORP REALTY TRUST SR NT 7.7000 07/15/2017	896287AC3	94.068	94,068.00	103.250	103,250.00	0.68	7.33	8.31	7,700.00
Baa2 A-	100,000.000	TRANSOCEAN SEDCO FOREX NTS 7.3750 04/15/2018	893830AK5	96.986	96,986.00	125.397	125,397.00	0.83	4.93	9.53	7,375.00
Baa3 BBB-	250,000.000	RAYTHEON CO DEB 6.4000 12/15/2018	755111AU5	84.837	212,092.50	112.503	281,256.50	1.86	5.21	10.09	16,000.00
Ba3 BB+	100,000.000	PENNEY JC DEB 7.1250 11/15/2023	708160BE5	80.563	80,562.50	89.000	89,000.00	0.59	8.25	9.98	7,125.00
B1 BB	150,000.000	PHILLIPS VAN HEUSEN DEB 7.7500 11/15/2023	718592AB4	93.768	140,652.50	100.500	150,750.00	1.00	7.70	10.09	11,625.00
Baa1 BBB-	250,000.000	PETRO MEXICANOS 144A DEBS 8.6250 12/01/2023	71654XAC1	93.375	233,437.50	114.500	286,250.00	1.89	7.25	10.16	21,562.50
Ba1 BBB-	15,000.000	COLUMBIA HEALTHCARE DEB 7.5000 12/15/2023	197679AB9	93.161	13,974.15	102.423	15,363.48	0.10	7.27	10.47	1,125.00
Ba1 BBB-	100,000.000	COLUMBIA HCA HEALTHCARE NTS 7.6900 06/15/2025	197677AG2	81.125	81,125.00	104.005	104,005.30	0.69	7.32	10.71	7,690.00
Ba1 BB	80,000.000	PILIPINAS BANGKO SENTRAL 8.6000 06/15/2027	059891AA9	79.670	63,736.00	92.250	73,800.00	0.49	9.42	9.55	6,880.00
Ba1 BBB-	60,000.000	COLUMBIA/HCA HEALTHCARE DEBS 7.0500 12/01/2027	197677AJ6	81.235	48,741.00	96.940	58,163.94	0.38	7.32	11.32	4,230.00
Ba1 BB+	200,000.000	PIONEER NATURAL RESOURCE 7.2000 01/15/2028	723787AB3	96.891	193,782.00	109.214	218,427.60	1.44	6.45	11.63	14,400.00
Ba2 BB+	200,000.000	CUMMINS ENGINE CO INC DEB 7.1250 03/01/2028	231021AJ5	99.374	198,748.00	89.500	179,000.00	1.18	8.12	10.57	14,250.00
Caa1 B	250,000.000	COASTAL CORP DEB 6.9500 06/01/2028	190441AW5	90.685	226,712.50	79.500	198,750.00	1.31	9.03	10.23	17,375.00

Full Appraisal

Date Run: 07/01/2003

As Of: 06/30/2003

D410N6-WJDFIM

American Society of Mechanical Engineers

Administrative Currency: U S Dollars

<u>Rating</u>	<u>Traded Shares</u>	<u>Security Description</u>	<u>Security ID</u>	<u>Unit Cost</u>	<u>Total Cost</u>	<u>Price</u>	<u>Market Value</u>	<u>% Of Total</u>	<u>Yield</u>	<u>Duration</u>	<u>Income</u>
---Long Term Bonds (cont.)---											
Ba3 BB+	150,000.000	GEORGIA PACIFIC GRP DEB 7.2500 06/01/2028	373298BP2	84.142	126,213.00	87.500	131,250.00	0.87	8.46	10.54	10,875.00
Baa2 BBB	200,000.000	FIRST IND REALTY TRUST BD 7.6000 07/15/2028	32055RAE7	88.873	177,746.00	110.311	220,622.80	1.46	6.74	11.39	15,200.00
Baa2 NR	50,000.000	MOTOROLA INC DEB 6.5000 11/15/2028	620076AP4	79.723	39,861.25	101.500	50,750.00	0.34	6.38	12.35	3,250.00
Baa1 BBB	175,000.000	FORD MOTOR CO DEBS 6.3750 02/01/2029	345370BZ2	81.158	142,025.75	80.855	141,495.55	0.94	8.17	10.80	11,156.25
Ba3 BB+	100,000.000	GEORGIA PACIFIC 7.7500 11/15/2029	373298BR8	91.271	91,271.00	90.500	90,500.00	0.60	8.67	10.38	7,750.00
Baa1 BBB	50,000.000	GENERAL MOTORS NTS 8.3750 07/15/2033	370442BT1	98.623	49,311.50	98.113	49,056.45	0.32	8.55	10.78	4,187.50
---Convertible Bonds---											
Baa1 BBB	175,000.000	ANALOG DEVICES SUB CVT NTS 4.7500 10/01/2005 Call 10/01/2003 @ 101.900	032654AD7	88.907	155,586.80	101.750	178,062.50	1.18	3.93	2.10	8,312.50
Baa1 A-	85,000.000	LOEWS CORP SUB CONV NTS 3.1250 09/15/2007 Call 09/15/2003 @ 101.250	540424AL2	79.357	67,453.56	93.750	79,687.50	0.53	4.78	3.84	2,656.25
Total Fixed Income:					13,935,460.76		15,124,398.56	100.00	4.64	4.77	917,119.05
Total Fixed Income					13,935,460.76		15,124,398.56	100.00	4.64	4.77	917,119.05
Total Equity					0.00		0.00				0.00
Total Principal					13,935,460.76		15,124,398.56	100.00	4.64		917,119.05
Accrued Income							202,896.73				
Total Fund							15,327,295.29				

Notes

- Duration values represent modified duration to effective maturity.

Full Back Office History Report

Date Run: 07/01/2003

Period Covered: 06/01/2003 to 06/30/2003

D410N6-WJDFIM

American Society of Mechanical Engineers

Currency: Local

Income Account

<u>Trade Date</u>	<u>Effctv. Date</u>	<u>Tran ID</u>	<u>Tran</u>		<u>Shares</u>	<u>Cost Amount</u>	<u>Gain/Loss</u>		<u>Balance</u>
<u>Settle Date</u>	<u>Cancel Date</u>	<u>External ID</u>	<u>Type</u>	<u>Security Description</u>	<u>Price</u>	<u>Tran Amount</u>	<u>Commission</u>	<u>Broker</u>	
				Starting	USD				151,320.63
06/01/2003	06/02/2003	217903	Intrst Recpt	PHARMACIA CORP NTS		7,343.75			158,664.38
06/01/2003		20030531217903		71713UAK8 5.875 12/01/2008			7,343.75		

06/01/2003	06/02/2003	217905	Intrst Recpt	FNMA POOL 254195		2,204.83			160,869.21
06/25/2003		20030531217905		31371KKG5 5.500 02/01/2017			2,204.83		

06/01/2003	06/02/2003	217906	Intrst Recpt	GNMA POOL 569569		2,660.22			163,529.43
06/16/2003		20030531217906		36200QW67 6.000 01/15/2032			2,660.22		

06/01/2003	06/02/2003	217907	Intrst Recpt	PETRO MEXICANOS 144A DEBS		10,781.25			174,310.68
06/01/2003		20030531217907		71654XAC1 8.625 12/01/2023			10,781.25		

06/01/2003	06/02/2003	217909	Intrst Recpt	GNMA POOL 564819		569.01			174,879.69
06/16/2003		20030531217909		36213UPC8 6.500 09/15/2031			569.01		

06/01/2003	06/02/2003	217910	Intrst Recpt	FHLMC GOLD POOL E86944		792.42			175,672.11
06/16/2003		20030531217910		3128GPWD1 5.500 12/01/2016			792.42		

06/01/2003	06/02/2003	217911	Intrst Recpt	COASTAL CORP DEB		8,687.50			184,359.61
06/01/2003		20030531217911		190441AW5 6.950 06/01/2028			8,687.50		

06/01/2003	06/02/2003	217913	Intrst Recpt	FHLMC GOLD POOL C62377		1,877.33			186,236.94
06/16/2003		20030531217913		31287MUA6 6.000 01/01/2032			1,877.33		

06/01/2003	06/02/2003	217914	Intrst Recpt	GEORGIA PACIFIC GRP DEB		5,437.50			191,674.44
06/01/2003		20030531217914		373298BP2 7.250 06/01/2028			5,437.50		

Full Back Office History Report

Date Run: 07/01/2003

Period Covered: 06/01/2003 to 06/30/2003

D410N6-WJDFIM

American Society of Mechanical Engineers

Currency: Local

Income Account

<u>Trade Date</u>	<u>Effctv. Date</u>	<u>Tran ID</u>	<u>Tran</u>		<u>Shares</u>	<u>Cost Amount</u>	<u>Gain/Loss</u>		<u>Balance</u>
<u>Settle Date</u>	<u>Cancel Date</u>	<u>External ID</u>	<u>Type</u>	<u>Security Description</u>	<u>Price</u>	<u>Tran Amount</u>	<u>Commission</u>	<u>Broker</u>	
06/01/2003	06/02/2003	217916	Intrst Recpt	FNMA POOL 666741		1,398.94			193,073.38
06/25/2003		20030531217916		31391GWA0	5.000	11/01/2017	1,398.94		

06/01/2003	06/02/2003	217917	Intrst Recpt	FNMA POOL 626708		2,155.22			195,228.60
06/25/2003		20030531217917		31389JGR9	5.500	01/01/2017	2,155.22		

06/01/2003	06/02/2003	217918	Intrst Recpt	SEARS ROEBUCK ACCEPT NTS		1,625.00			196,853.60
06/01/2003		20030531217918		812404BE0	6.500	12/01/2028	1,625.00		

06/01/2003	06/02/2003	217920	Intrst Recpt	DONALDSON LUFKIN & JEN SR		7,312.50			204,166.10
06/01/2003		20030531217920		257661AF5	6.500	06/01/2008	7,312.50		

06/01/2003	06/02/2003	217922	Intrst Recpt	COLUMBIA/HCA HEALTHCARE		2,115.00			206,281.10
06/01/2003		20030531217922		197677AJ6	7.050	12/01/2027	2,115.00		

06/01/2003	06/02/2003	218178	Intrst Recpt	STIF MONEY MARKET		98.06			206,379.16
06/01/2003		20030603218178		STIFA	0.780	06/03/2003	98.06		

06/01/2003	06/02/2003	218703	Repay Princ	FHLMC GOLD POOL E86944		-8,949.21	8,844.34	104.87	206,379.16
06/01/2003		20030606218703		3128GPWD1	5.500	12/01/2016	100.0000		

06/01/2003	06/02/2003	218704	Repay Pr Int	FHLMC GOLD POOL E86944			8,949.21		215,328.37
06/16/2003		20030606218704		3128GPWD1	5.500	12/01/2016	8,949.21		

06/01/2003	06/02/2003	218714	Repay Princ	FNMA POOL 254195		-25,462.90	25,265.96	196.94	215,328.37
06/01/2003		20030606218714		31371KKG5	5.500	02/01/2017	100.0000		

Full Back Office History Report

Date Run: 07/01/2003

Period Covered: 06/01/2003 to 06/30/2003

D410N6-WJDFIM

American Society of Mechanical Engineers

Currency: Local

										Income Account	
<u>Trade Date</u>	<u>Effctv. Date</u>	<u>Tran ID</u>	<u>Tran</u>				<u>Shares</u>	<u>Cost Amount</u>	<u>Gain/Loss</u>		<u>Balance</u>
<u>Settle Date</u>	<u>Cancel Date</u>	<u>External ID</u>	<u>Type</u>	<u>Security Description</u>			<u>Price</u>	<u>Tran Amount</u>	<u>Commission</u>	<u>Broker</u>	
06/01/2003	06/02/2003	218715	Repay Pr Int	FNMA POOL 254195				25,462.90			240,791.27
06/25/2003		20030606218715		31371KKG5	5.500	02/01/2017	1.0000	25,462.90			

06/01/2003	06/02/2003	218725	Repay Princ	FNMA POOL 626708				16,132.26	152.67		240,791.27
06/01/2003		20030606218725		31389JGR9	5.500	01/01/2017	100.0000				

06/01/2003	06/02/2003	218726	Repay Pr Int	FNMA POOL 626708				16,284.93			257,076.20
06/25/2003		20030606218726		31389JGR9	5.500	01/01/2017	1.0000	16,284.93			

06/01/2003	06/02/2003	218736	Repay Princ	FHLMC GOLD POOL C62377				21,027.94	343.95		257,076.20
06/01/2003		20030606218736		31287MUA6	6.000	01/01/2032	100.0000				

06/01/2003	06/02/2003	218737	Repay Pr Int	FHLMC GOLD POOL C62377				21,371.89			278,448.09
06/16/2003		20030606218737		31287MUA6	6.000	01/01/2032	1.0000	21,371.89			

06/01/2003	06/02/2003	218747	Repay Princ	FNMA POOL 666741				8,302.46	-54.77		278,448.09
06/01/2003		20030606218747		31391GWA0	5.000	11/01/2017	100.0000				

06/01/2003	06/02/2003	218748	Repay Pr Int	FNMA POOL 666741				8,247.69			286,695.78
06/25/2003		20030606218748		31391GWA0	5.000	11/01/2017	1.0000	8,247.69			

06/01/2003	06/02/2003	218931	Repay Princ	GNMA POOL 569569				23,914.93	173.13		286,695.78
06/01/2003		20030607218931		36200QW67	6.000	01/15/2032	100.0000				

06/01/2003	06/02/2003	218932	Repay Pr Int	GNMA POOL 569569				24,088.06			310,783.84
06/16/2003		20030607218932		36200QW67	6.000	01/15/2032	1.0000	24,088.06			

Full Back Office History Report

Date Run: 07/01/2003

Period Covered: 06/01/2003 to 06/30/2003

D410N6-WJDFIM

American Society of Mechanical Engineers

Currency: Local

Income Account

<u>Trade Date</u>	<u>Effctv. Date</u>	<u>Tran ID</u>	<u>Tran</u>			<u>Shares</u>	<u>Cost Amount</u>	<u>Gain/Loss</u>		<u>Balance</u>
<u>Settle Date</u>	<u>Cancel Date</u>	<u>External ID</u>	<u>Type</u>	<u>Security Description</u>		<u>Price</u>	<u>Tran Amount</u>	<u>Commission</u>	<u>Broker</u>	
06/01/2003	06/02/2003	218944	Repay Princ	GNMA POOL 564819			-7,435.08			310,783.84
06/01/2003		20030607218944		36213UPC8	6.500	09/15/2031	100.0000			

06/01/2003	06/02/2003	218945	Repay Pr Int	GNMA POOL 564819			7,435.08			318,218.92
06/16/2003		20030607218945		36213UPC8	6.500	09/15/2031	1.0000	7,435.08		

06/05/2003	06/05/2003	218960	Sell	GNMA POOL 564819			97,613.38	97,826.91	4,514.62	420,877.69
06/19/2003		726114283		36213UPC8	6.500	09/15/2031	104.8438	102,341.53		JPMB
							Accrued Interest:	317.24		

06/05/2003	06/05/2003	218963	Buy	FNMA POOL 254759			104,540.46	107,170.31		313,472.16
06/19/2003		726123352		31371K5U1	4.500	06/01/2018	102.5156	107,170.31		FR2424
							Accrued Interest:	235.22		

06/06/2003	06/06/2003	218701	Income Adj	STIF MONEY MARKET			0.00			313,400.77
06/06/2003		BC0306061027210		STIFA	0.780	06/09/2003		-71.39		

06/09/2003	06/09/2003	218968	Sell	SEARS ROEBUCK ACCEPT NTS			50,000.00	44,500.00	9,192.00	367,192.08
06/12/2003		726126572		812404BE0	6.500	12/01/2028	107.3840	53,692.00		LEHMAN
							Accrued Interest:	99.31		

06/11/2003	06/11/2003	219308	Intrst Recpt	NOMURA ASSET SECS 98-D6 CL A-			421.09			367,613.17
06/16/2003		20030610219308		655356JE4	6.280	03/17/2028		421.09		

06/11/2003	06/11/2003	219309	Buy	PHILLIPS VAN HEUSEN DEB			50,000.00	49,562.50		317,716.99
06/16/2003		726184333		718592AB4	7.750	11/15/2023	99.1250	49,562.50		CRSUFB
							Accrued Interest:	333.68		

Full Back Office History Report

Date Run: 07/01/2003

Period Covered: 06/01/2003 to 06/30/2003

D410N6-WJDFIM

American Society of Mechanical Engineers

Currency: Local

Income Account

<u>Trade Date</u>	<u>Effctv. Date</u>	<u>Tran ID</u>	<u>Tran</u>	<u>Security Description</u>	<u>Shares</u>	<u>Cost Amount</u>	<u>Gain/Loss</u>	<u>Balance</u>
<u>Settle Date</u>	<u>Cancel Date</u>	<u>External ID</u>	<u>Type</u>		<u>Price</u>	<u>Tran Amount</u>	<u>Commission</u>	<u>Broker</u>
06/11/2003	06/11/2003	220193	Repay Princ	NOMURA ASSET SECS 98-D6 CL A-	-1,205.56	1,211.96	-6.40	317,716.99
06/11/2003		20030618220193		655356JE4 6.280 03/17/2028	100.0000			

06/11/2003	06/11/2003	220194	Repay Pr Int	NOMURA ASSET SECS 98-D6 CL A-		1,205.56		318,922.55
06/16/2003		20030618220194		655356JE4 6.280 03/17/2028	1.0000	1,205.56		

06/13/2003	06/13/2003	219849	Sell	LYONDELL CHEMICAL CO A	10,000.00	10,275.00	-275.00	329,048.21
06/18/2003		726259631		552078AL1 9.625 05/01/2007	100.0000	10,000.00		WA7301
				Accrued Interest:		125.66		

06/15/2003	06/16/2003	219818	Intrst Recpt	RAYTHEON CO DEB	8,000.00			337,048.21
06/15/2003		20030614219818		755111AU5 6.400 12/15/2018		8,000.00		

06/15/2003	06/16/2003	219820	Intrst Recpt	COLUMBIA HCA HEALTHCARE NTS	3,845.00			340,893.21
06/15/2003		20030614219820		197677AG2 7.690 06/15/2025		3,845.00		

06/15/2003	06/16/2003	219822	Intrst Recpt	DELTA AIR LINES NTS	7,700.00			348,593.21
06/15/2003		20030614219822		247361YE2 7.700 12/15/2005		7,700.00		

06/15/2003	06/16/2003	219824	Intrst Recpt	COLUMBIA HEALTHCARE DEB	562.50			349,155.71
06/15/2003		20030614219824		197679AB9 7.500 12/15/2023		562.50		

06/15/2003	06/16/2003	219826	Intrst Recpt	HARRAHS OPERATING CO INC	5,512.50			354,668.21
06/15/2003		20030614219826		413627AD2 7.875 12/15/2005		5,512.50		

06/15/2003	06/16/2003	219828	Intrst Recpt	PILIPINAS BANGKO SENTRAL	3,440.01			358,108.22
06/15/2003		20030614219828		059891AA9 8.600 06/15/2027		3,440.01		

Full Back Office History Report

Date Run: 07/01/2003

Period Covered: 06/01/2003 to 06/30/2003

D410N6-WJDFIM

American Society of Mechanical Engineers

Currency: Local

Income Account

<u>Trade Date</u>	<u>Effctv. Date</u>	<u>Tran ID</u>	<u>Tran</u>		<u>Shares</u>	<u>Cost Amount</u>	<u>Gain/Loss</u>		<u>Balance</u>
<u>Settle Date</u>	<u>Cancel Date</u>	<u>External ID</u>	<u>Type</u>	<u>Security Description</u>	<u>Price</u>	<u>Tran Amount</u>	<u>Commission</u>	<u>Broker</u>	
06/16/2003	06/16/2003	219852	Csh Adj Add	U S Dollars		189.58			358,297.80
06/16/2003		BC0306161300422		USD	1.0000	189.58			

06/16/2003	06/16/2003	219853	Income Adj	STARWOOD HOTELS		0.00			358,076.97
06/16/2003		BC0306161300421		85590AAF1 7.375 05/01/2007		-220.83			

06/19/2003	06/19/2003	220377	Intrst Recpt	BANKBOSTON N A SUB NTS		7,312.50			365,389.47
06/19/2003		20030619220377		065913AE5 6.500 12/19/2007		7,312.50			

06/23/2003	06/23/2003	220716	Intrst Recpt	REPUBLIC OF SOUTH AFRICA NTS		7,862.50			373,251.97
06/23/2003		20030620220716		836205AD6 8.500 06/23/2017		7,862.50			

06/26/2003	06/26/2003	221225	Buy	GENERAL MOTORS NTS		50,000.00	49,311.50		323,940.47
07/03/2003		726450750		370442BT1 8.375 07/15/2033		98.6230	49,311.50	ME7234	

Ending Balance USD									323,940.47
Settled Cash as of 6/30/03						373,251.97			

Interest/ Traded Interest/ Dividends

Date Run: 07/01/2003

Trade Dates for: 06/01/2003 to 06/30/2003

D410N6-WJDFIM

American Society of Mechanical Engineers

Base Currency: U S Dollars



<u>Trade/Effective Date</u>	<u>Transaction Type</u>	<u>Security Description</u>	<u>Transaction Amount</u>
06/01/2003 06/02/2003	Intrst Recpt	COASTAL CORP DEB	8,687.50
06/01/2003 06/02/2003	Intrst Recpt	COLUMBIA/HCA HEALTHCARE DEBS	2,115.00
06/01/2003 06/02/2003	Intrst Recpt	DONALDSON LUFKIN & JEN SR NTS	7,312.50
06/01/2003 06/02/2003	Intrst Recpt	FHLMC GOLD POOL C62377	1,877.33
06/01/2003 06/02/2003	Intrst Recpt	FHLMC GOLD POOL E86944	792.42
06/01/2003 06/02/2003	Intrst Recpt	FNMA POOL 254195	2,204.83
06/01/2003 06/02/2003	Intrst Recpt	FNMA POOL 626708	2,155.22
06/01/2003 06/02/2003	Intrst Recpt	FNMA POOL 666741	1,398.94
06/01/2003 06/02/2003	Intrst Recpt	GEORGIA PACIFIC GRP DEB	5,437.50
06/01/2003 06/02/2003	Intrst Recpt	GNMA POOL 564819	569.01
06/01/2003 06/02/2003	Intrst Recpt	GNMA POOL 569569	2,660.22
06/01/2003 06/02/2003	Intrst Recpt	PETRO MEXICANOS 144A DEBS	10,781.25
06/01/2003 06/02/2003	Intrst Recpt	PHARMACIA CORP NTS	7,343.75
06/01/2003 06/02/2003	Intrst Recpt	SEARS ROEBUCK ACCEPT NTS	1,625.00
06/01/2003 06/02/2003	Intrst Recpt	STIF MONEY MARKET	98.06
06/05/2003	Traded Interest	FNMA POOL 254759	-235.22
06/05/2003	Traded Interest	GNMA POOL 564819	317.24
06/06/2003	Income Adj	STIF MONEY MARKET	-71.39
06/09/2003	Traded Interest	SEARS ROEBUCK ACCEPT NTS	99.31
06/11/2003	Intrst Recpt	NOMURA ASSET SECS 98-D6 CL A-1A	421.09

Interest/ Traded Interest/ Dividends

Date Run: 07/01/2003

Trade Dates for: 06/01/2003 to 06/30/2003

Base Currency: U S Dollars

D410N6-WJDFIM

American Society of Mechanical Engineers

<u>Trade/Effective Date</u>	<u>Transaction Type</u>	<u>Security Description</u>	<u>Transaction Amount</u>
06/11/2003	Traded Interest	PHILLIPS VAN HEUSEN DEB	-333.68
06/13/2003	Traded Interest	LYONDELL CHEMICAL CO A	125.66
06/15/2003	Intrst Recpt	COLUMBIA HCA HEALTHCARE NTS	3,845.00
06/16/2003			
06/15/2003	Intrst Recpt	COLUMBIA HEALTHCARE DEB	562.50
06/16/2003			
06/15/2003	Intrst Recpt	DELTA AIR LINES NTS	7,700.00
06/16/2003			
06/15/2003	Intrst Recpt	HARRAHS OPERATING CO INC	5,512.50
06/16/2003			
06/15/2003	Intrst Recpt	PILIPINAS BANGKO SENTRAL	3,440.01
06/16/2003			
06/15/2003	Intrst Recpt	RAYTHEON CO DEB	8,000.00
06/16/2003			
06/16/2003	Income Adj	STARWOOD HOTELS	-220.83
06/19/2003	Intrst Recpt	BANKBOSTON N A SUB NTS	7,312.50
06/23/2003	Intrst Recpt	REPUBLIC OF SOUTH AFRICA NTS	7,862.50
		Total	99,395.72

P I M C O

PIMCO Funds

840 Newport Center Drive
Newport Beach, CA 92660



AMERICAN SOCIETY OF MECHANICAL
ENGINEERS
ATTN: JOSEPH M. HOLM
THREE PARK AVENUE
NEW YORK NY 10016-5902

Received
JUL 08 2003
Raymond Farrelly

000644

SSN OR TAX ID NUMBER:
ACCOUNT NUMBER:

ON FILE
5849

JUNE 2003 SHAREHOLDER STATEMENT

ACCOUNT HOLDINGS SUMMARY

PAGE 1 OF

PORTFOLIO NAME	SHARES OWNED	SHARE PRICE	MARKET VALUE	% OF HOLDINGS
TOTAL RETURN FUND	1,679,530.653	11.00	18,474,837.18	100.0
TOTAL			\$18,474,837.18	100.0%

ACCOUNT EARNINGS SUMMARY YEAR-TO-DATE

PORTFOLIO NAME	LONG-TERM CAPITAL GAINS	DIVIDENDS & SHORT-TERM CAPITAL GAINS	TOTAL DIVIDENDS & CAPITAL GAINS
TOTAL RETURN FUND	0.00	365,671.88	365,671.88
TOTAL	\$0.00	\$365,671.88	\$365,671.88

To receive current market values, trade and dividend information for your account, call our 24 hour Audio Response line at (800) 987-4626. For questions about your statement call Shareholder Services at (800) 927-4648.

AMERICAN SOCIETY OF MECHANICAL ENGINEERS
 ATTN: JOSEPH M. HOLM
 THREE PARK AVENUE
 NEW YORK NY 10016-5902

SSN OR TAX ID NUMBER:
 FUND NUMBER:
 ACCOUNT NUMBER:
 TICKER:

ON FILE
 35
 5849
 P TTRX

PIMCO TOTAL RETURN FUND
 JUNE 2003 SHAREHOLDER STATEMENT
 FUND TRANSACTION SUMMARY YEAR-TO-DATE

POST DATE TRADE DATE TYPE OF TRANSACTION AMOUNT SHARE PRICE SHARES TOTAL SHARES TOTAL MARKET VALUE

1/03	1/03	SHARES PURCHASED BY WIRE	998,834.50	10.62	94,052.213	1,928,962.925	1,834,910.712
1/31	1/31	INCOME REINVEST	71,969.42	10.68	6,738.710	1,935,701.635	20,673,293.46
1/31	1/31	BALANCE	0.00	10.68	0.000	1,935,701.635	20,673,293.46
2/28	2/28	INCOME REINVEST	60,777.82	10.80	5,627.576	1,941,329.211	20,966,355.48
2/28	2/28	BALANCE	0.00	10.80	0.000	1,941,329.211	20,966,355.48
3/26	3/26	EXPEDITED REDEMPTION	600,000.00-	10.73	55,917.987-	1,885,411.224	20,230,462.43
3/31	3/31	INCOME REINVEST	62,859.35	10.79	5,825.704	1,891,236.928	20,406,446.45
3/31	3/31	BALANCE	0.00	10.79	0.000	1,891,236.928	20,406,446.45
4/02	4/02	EXPEDITED REDEMPTION	400,000.00-	10.77	37,140.204-	1,854,096.724	19,968,621.72
4/30	4/30	INCOME REINVEST	62,653.88	10.88	5,758.629	1,859,855.353	20,235,226.24
4/30	4/30	BALANCE	0.00	10.88	0.000	1,859,855.353	20,235,226.24
5/14	5/14	EXPEDITED REDEMPTION	500,000.00-	10.99	45,495.905-	1,814,359.448	19,939,810.33
5/28	5/28	EXPEDITED REDEMPTION	500,000.00-	11.01	45,413.261-	1,768,946.187	19,476,097.52
5/30	5/30	INCOME REINVEST	62,345.37	11.03	5,652.345	1,774,598.532	19,573,821.81
5/30	5/30	BALANCE	0.00	11.03	0.000	1,774,598.532	19,573,821.81
6/04	6/04	EXPEDITED REDEMPTION	500,000.00-	11.06	45,207.957-	1,729,390.575	19,127,059.76
6/12	6/12	EXPEDITED REDEMPTION	600,000.00-	11.12	53,956.835-	1,675,433.740	18,630,823.19
6/30	6/30	INCOME REINVEST	45,066.04	11.00	4,096.913	1,679,530.653	18,474,837.18
6/30	6/30	BALANCE	0.00	11.00	0.000	1,679,530.653	18,474,837.18

DIVIDENDS & SHORT-TERM CAPITAL GAINS	\$365,671.88	TOTAL INCOME	\$365,671.88	TAX WITHHELD	\$0.00
LONG-TERM CAPITAL GAINS	\$0.00	NRA TAX	\$0.00	BACKUP	\$0.00

FUND EARNINGS SUMMARY YEAR-TO-DATE

840 Newport Center Drive
Newport Beach, CA 92660



MS. MARGUERITE MICHALSKI
22 LAW DRIVE
P O BOX 2900
FAIRFIELD NJ 07007-2900

AMERICAN SOCIETY OF MECHANICAL
ENGINEERS
ATTN: JOSEPH M. HOLM
THREE PARK AVENUE
NEW YORK NY 10016-5902

005350

SSN OR TAX ID NUMBER: ON FILE
ACCOUNT NUMBER: 5849

JUNE 2003 SHAREHOLDER STATEMENT

ACCOUNT HOLDINGS SUMMARY

PAGE 1 OF 1

PORTFOLIO NAME	SHARES OWNED	SHARE PRICE	MARKET VALUE	PERCENTAGE OF HOLDINGS
TOTAL RETURN FUND	1,679,530.653	11.00	18,474,837.18	100.0
TOTAL			\$18,474,837.18	100.0%

ACCOUNT EARNINGS SUMMARY YEAR-TO-DATE

PORTFOLIO NAME	LONG-TERM CAPITAL GAINS	DIVIDENDS & SHORT-TERM CAPITAL GAINS	TOTAL DIVIDENDS & CAPITAL GAINS
TOTAL RETURN FUND	0.00	365,671.88	365,671.88
TOTAL	\$0.00	\$365,671.88	\$365,671.88

To receive current market values, trade and dividend information for your account, call our 24 hour Audio Response line at (800) 987-4626. For questions about your statement call Shareholder Services at (800) 927-4648.

AMERICAN SOCIETY OF MECHANICAL ENGINEERS
 ATTN: JOSEPH M. HOLM
 THREE PARK AVENUE
 NEW YORK NY 10016-5902

SSN OR TAX ID NUMBER: ON FILE
 FUND NUMBER: 35
 ACCOUNT NUMBER: 5849
 TICKER: PTRRX

PIMCO TOTAL RETURN FUND
 JUNE 2003 SHAREHOLDER STATEMENT

FUND TRANSACTION SUMMARY YEAR-TO-DATE

POST DATE	TRADE DATE	TYPE OF TRANSACTION	TRANSACTION AMOUNT	SHARE PRICE	TRANSACTION SHARES	TOTAL SHARES	TOTAL MARKET VALUE
		BALANCE FORWARD				1,834,910.712	19,578,497.30
1/03	1/03	SHARES PURCHASED BY WIRE	998,834.50	10.62	94,052.213	1,928,962.925	20,485,586.26
1/31	1/31	INCOME REINVEST	71,969.42	10.68	6,738.710	1,935,701.635	20,673,293.46
1/31	1/31	BALANCE	0.00	10.68	0.000	1,935,701.635	20,673,293.46
2/28	2/28	INCOME REINVEST	60,777.82	10.80	5,627.576	1,941,329.211	20,966,355.48
2/28	2/28	BALANCE	0.00	10.80	0.000	1,941,329.211	20,966,355.48
3/26	3/26	EXPEDITED REDEMPTION	600,000.00-	10.73	55,917.987-	1,885,411.224	20,230,462.43
3/31	3/31	INCOME REINVEST	62,859.35	10.79	5,825.704	1,891,236.928	20,406,446.45
3/31	3/31	BALANCE	0.00	10.79	0.000	1,891,236.928	20,406,446.45
4/02	4/02	EXPEDITED REDEMPTION	400,000.00-	10.77	37,140.204-	1,854,096.724	19,968,621.72
4/30	4/30	INCOME REINVEST	62,653.88	10.88	5,758.629	1,859,855.353	20,235,226.24
4/30	4/30	BALANCE	0.00	10.88	0.000	1,859,855.353	20,235,226.24
5/14	5/14	EXPEDITED REDEMPTION	500,000.00-	10.99	45,495.905-	1,814,359.448	19,939,810.33
5/28	5/28	EXPEDITED REDEMPTION	500,000.00-	11.01	45,413.261-	1,768,946.187	19,476,097.52
5/30	5/30	INCOME REINVEST	62,345.37	11.03	5,652.345	1,774,598.532	19,573,821.81
5/30	5/30	BALANCE	0.00	11.03	0.000	1,774,598.532	19,573,821.81
6/04	6/04	EXPEDITED REDEMPTION	500,000.00-	11.06	45,207.957-	1,729,390.575	19,127,059.76
6/12	6/12	EXPEDITED REDEMPTION	600,000.00-	11.12	53,956.835-	1,675,433.740	18,630,823.19
6/30	6/30	INCOME REINVEST	45,066.04	11.00	4,096.913	1,679,530.653	18,474,837.18
6/30	6/30	BALANCE	0.00	11.00	0.000	1,679,530.653	18,474,837.18

FUND EARNINGS SUMMARY YEAR-TO-DATE

DIVIDENDS & SHORT-TERM CAPITAL GAINS	LONG-TERM CAPITAL GAINS	TOTAL INCOME	TAX WITHHELD	
			NRA TAX	BACKUP
\$365,671.88	\$0.00	\$365,671.88	\$0.00	\$0.00



MS. MARGUERITE MICHALSKI
22 LAW DRIVE
P O BOX 2900
FAIRFIELD NJ 07007-2900

AMERICAN SOCIETY OF MECHANICAL
ENGINEERS
ATTN: JOSEPH M. HOLM
THREE PARK AVENUE
NEW YORK NY 10016-5902

004201

SSN OR TAX ID NUMBER: ON FIL
ACCOUNT NUMBER: 584

DECEMBER 2002 SHAREHOLDER STATEMENT

ACCOUNT HOLDINGS SUMMARY

PAGE 1 OF

PORTFOLIO NAME	SHARES OWNED	SHARE PRICE	MARKET VALUE	% OF HOLDINGS
TOTAL RETURN FUND	1,834,910.712	10.67	19,578,497.30	100.0
TOTAL			\$19,578,497.30	100.0%

ACCOUNT EARNINGS SUMMARY YEAR-TO-DATE

PORTFOLIO NAME	LONG-TERM CAPITAL GAINS	DIVIDENDS & SHORT-TERM CAPITAL GAINS	TOTAL DIVIDENDS & CAPITAL GAINS
TOTAL RETURN FUND	179,557.87	1,281,169.25	1,460,727.12
TOTAL	\$179,557.87	\$1,281,169.25	\$1,460,727.12

To receive current market values, trade and dividend information for your account, call our 24 hour Audio Response line at (800) 987-4626. For questions about your statement call Shareholder Services at (800) 927-4648.



AMERICAN SOCIETY OF MECHANICAL
ENGINEERS
ATTN: JOSEPH M. HOLM
THREE PARK AVENUE
NEW YORK NY 10016-5902

SSN OR TAX ID NUMBER: ON FILE
FUND NUMBER: 35
ACCOUNT NUMBER: 5849
TICKER: PTRRX

PIMCO TOTAL RETURN FUND
DECEMBER 2002 SHAREHOLDER STATEMENT

FUND TRANSACTION SUMMARY YEAR-TO-DATE

PAGE 2 OF

POST DATE	TRADE DATE	TYPE OF TRANSACTION	TRANSACTION AMOUNT	SHARE PRICE	TRANSACTION SHARES	TOTAL SHARES	TOTAL MARKET VALUE
		BALANCE FORWARD				1,744,160.835	18,243,922.33
1/31	1/31	INCOME REINVEST	70,085.50	10.55	6,643.175	1,750,804.010	18,470,982.31
1/31	1/31	BALANCE	0.00	10.55	0.000	1,750,804.010	18,470,982.31
2/28	2/28	INCOME REINVEST	66,278.67	10.66	6,217.511	1,757,021.521	18,729,849.41
2/28	2/28	BALANCE	0.00	10.66	0.000	1,757,021.521	18,729,849.41
3/28	3/28	INCOME REINVEST	71,903.43	10.41	6,907.150	1,763,928.671	18,362,497.47
3/28	3/28	BALANCE	0.00	10.41	0.000	1,763,928.671	18,362,497.47
4/30	4/30	INCOME REINVEST	74,613.26	10.60	7,038.987	1,770,967.658	18,772,257.17
4/30	4/30	BALANCE	0.00	10.60	0.000	1,770,967.658	18,772,257.17
5/31	5/31	INCOME REINVEST	81,754.35	10.64	7,683.680	1,778,651.338	18,924,850.24
5/31	5/31	BALANCE	0.00	10.64	0.000	1,778,651.338	18,924,850.24
6/28	6/28	INCOME REINVEST	67,571.77	10.63	6,356.705	1,785,008.043	18,974,635.50
6/28	6/28	BALANCE	0.00	10.63	0.000	1,785,008.043	18,974,635.50
7/10	7/10	EXPEDITED REDEMPTION	500,000.00	10.69	46,772.685	1,738,235.358	18,581,735.98
7/31	7/31	INCOME REINVEST	69,828.62	10.65	6,556.678	1,744,792.036	18,582,035.18
7/31	7/31	BALANCE	0.00	10.65	0.000	1,744,792.036	18,582,035.18
8/30	8/30	INCOME REINVEST	67,634.01	10.79	6,268.212	1,751,060.248	18,893,940.08
8/30	8/30	BALANCE	0.00	10.79	0.000	1,751,060.248	18,893,940.08
9/30	9/30	INCOME REINVEST	59,916.67	10.88	5,507.047	1,756,567.295	19,111,452.17
9/30	9/30	BALANCE	0.00	10.88	0.000	1,756,567.295	19,111,452.17
10/31	10/31	INCOME REINVEST	70,082.18	10.84	6,465.146	1,763,032.441	19,111,271.66
10/31	10/31	BALANCE	0.00	10.84	0.000	1,763,032.441	19,111,271.66
11/29	11/29	INCOME REINVEST	72,715.59	10.84	6,708.080	1,769,740.521	19,183,987.25
11/29	11/29	BALANCE	0.00	10.84	0.000	1,769,740.521	19,183,987.25
12/10	12/10	ST TERM CG REIN 0.24742	437,869.20	10.55	41,504.190	1,811,244.711	19,108,381.70
12/10	12/10	CAP GAIN REIN 0.10146	179,557.87	10.55	17,019.703	1,828,264.414	19,288,189.57
12/31	12/31	INCOME REINVEST	70,916.00	10.67	6,646.298	1,834,910.712	19,578,497.30
12/31	12/31	BALANCE	0.00	10.67	0.000	1,834,910.712	19,578,497.30

FUND EARNINGS SUMMARY YEAR-TO-DATE

DIVIDENDS & SHORT-TERM CAPITAL GAINS	LONG-TERM CAPITAL GAINS	TOTAL INCOME	TAX WITHHELD	
			NRA TAX	BACKUP
\$1,281,169.25	\$179,557.87	\$1,460,727.12	\$0.00	\$0.00

PIMCO Funds Privacy Policy

Our Commitment to You

We consider customer privacy to be a fundamental aspect of our relationship with clients. We are committed to maintaining the confidentiality, integrity, and security of our current, prospective and former clients' personal information. We have developed policies designed to protect this confidentiality, while allowing client needs to be served.

Obtaining Personal Information

In the course of providing you with products and services, we may obtain non-public personal information about you. This information may come from sources such as account applications and other forms, from other written, electronic or verbal correspondence, from your transactions, from your brokerage or financial advisory firm, financial adviser or consultant, and/or from information captured on our internet web sites.

Respecting Your Privacy

We do not disclose any personal or account information provided by you or gathered by us to non-affiliated third parties, except as required or permitted by law. As is common in the industry, non-affiliated companies may from time to time be used to provide certain services, such as preparing and mailing prospectuses, reports, account statements and other information, conducting research on client satisfaction, and gathering shareholder proxies. We may also retain non-affiliated companies to market our products and enter in joint marketing agreements with other companies. These companies may have access to your personal and account information, but are permitted to use the information solely to provide the specific service or as otherwise permitted by law. We may also provide your personal and account information to your brokerage or financial advisory firm and/or to your financial adviser or consultant.

Sharing Information with Third Parties

We do reserve the right to disclose or report personal information to non-affiliated third parties in limited circumstances where we believe in good faith that disclosure is required under law, to cooperate with regulators or law enforcement authorities, to protect our rights or property, or upon reasonable request by any mutual fund in which you have chosen to invest. In addition, we may disclose information about you or your accounts to a non-affiliated third party at your request or if you consent in writing to the disclosure.

Sharing Information with Affiliates

We may share client information with our affiliates in connection with servicing your account or to provide you with information about products and services that we believe may be of interest to you. The information we share may include, for example, your participation in our mutual funds or other investment programs, your ownership of certain types of accounts (such as IRAs), or other data about your accounts. Our affiliates, in turn, are not permitted to share your information with non-affiliated entities, except as required or permitted by law.

Implementation of Procedures

We take seriously the obligation to safeguard your non-public personal information. We have implemented procedures designed to restrict access to your non-public personal information to our personnel who need to know that information to provide products or services to you. To guard your non-public personal information, physical, electronic, and procedural safeguards are in place.

This Privacy Policy applies to the following entities: PIMCO Advisors Fund Management LLC, Pacific Investment Management Company LLC, PIMCO Equity Advisors, Cadence Capital Management, NFJ Investment Group, PIMCO Advisors Distributors LLC, PIMCO Funds: Multi-Manager Series, PIMCO Funds: Pacific Investment Management Series, PIMCO Specialty Markets, PIMCO Commercial Mortgage Securities Trust, Inc., and PIMCO Strategic Global Government Fund, Inc.

June 30, 2003, year-to-date

Page 1 of 1

Vanguard Institutional Index Fund

AMERICAN SOCIETY OF MECHANICAL
ENGINEERS
ATTN CONTROLLER
22 LAW DRIVE
FAIRFIELD NJ 07007-2900

Statement number: 003573610
(800) 950-0053 - Institutional Investor Service
(800) 662-6273 - Tele-Account
Fund number: 94
Account number: 9877552300

ACCOUNT VALUE	On 12/31/2002	On 6/30/2003
	\$ 12,865,538.90	\$ 15,460,667.51

Trade date	Transaction	Dollar amount	Share price	Shares transacted	Total shares owned
	Balance on 12/31/2002		\$ 80.45		159,919.688
1/03	Wire purchase	\$ 998,834.50	83.09	12,021.116	171,940.804
3/28	Income dividend .34	58,459.87	78.98	740.186	172,680.990
6/20	Income dividend .33	56,984.73	91.11	625.450	173,306.440
	Balance on 6/30/2003		\$ 89.21		173,306.440

Income dividends	\$ 115,444.60
------------------	---------------

Total cost basis on 6/30/2003	\$ 20,455,248.77
-------------------------------	------------------

Purchases year-to-date	\$ 998,834.50
------------------------	---------------

Average cost per share	118.03
------------------------	--------

The current Fund distribution was payable on
June 23, 2003.

As you requested, a copy of this statement
has been sent to:

LOWERY ASSET CONSULTING LLC
ATTN JOEL GRUIZENGA
20 N WACKER DRIVE SUITE 1836
CHICAGO IL 60606

American Society of Mechanical Engineers A/C Intern. Portf.
Brandes International Equity Portfolio

Portfolio Appraisal
 Appraisal Date: 06/30/2003

<u>QUANTITY</u>	<u>SECURITY</u>	<u>UNIT COST</u>	<u>TOTAL COST</u>	<u>MARKET PRICE</u>	<u>MARKET VALUE</u>	<u>% OF ASSETS</u>	<u>CUR YLD</u>
<i>COMMON STOCKS</i>							
2,290	Abbey National PLC ADR	15.573	35,661	15.571	35,657	0.55	5.1
4,560	Akzo Nobel ADR	22.850	104,195	26.650	121,524	1.89	4.9
14,270	Alcatel ADR	16.688	238,139	8.950	127,717	1.98	0.0
8,840	America Movil SA Ser L ADR	11.958	105,711	18.750	165,750	2.57	0.6
9,890	Axa ADR	15.553	153,821	15.610	154,383	2.40	2.5
18,200	BAE Systems Plc ADR	15.306	278,572	9.432	171,659	2.67	6.4
2,780	BASF AG ADR	40.051	111,341	42.620	118,484	1.84	3.5
1,735	BT Group PLC ADR	76.755	133,170	33.660	58,400	0.91	0.9
30,739	Banca Intesa Spa ORD	2.550	78,378	3.206	98,534	1.53	1.4
4,499	Banco Bilbao Viz Argentaria ADR	12.847	57,800	10.490	47,195	0.73	3.6
5,230	Bayerische Hypo Vereinsbank ADR	25.618	133,980	16.563	86,624	1.35	0.0
1,080	Brasil Telecom Part SA Prf ADR	51.910	56,063	37.450	40,446	0.63	3.7
4,020	British American Tobacco PLC ADR	14.315	57,546	22.680	91,174	1.42	4.9
611	British Energy PLC ADR	226.223	138,222	4.940	3,018	0.04	0.0
2,764	C.A. Nac'l Tele de Venezuela ADR	25.700	71,035	12.490	34,522	0.54	7.4
12,050	Corus Group Plc ADR	11.230	135,317	2.380	28,679	0.45	0.0
3,803	DBS Group Holdings ADR	28.687	109,099	23.406	89,015	1.38	2.3
9,640	Deutsche Telekom AG ADR	16.455	158,629	15.200	146,528	2.28	0.0
2,190	E.ON AG ADR	47.715	104,496	51.250	112,238	1.74	1.5
13,510	Elektrobras ADR	14.003	189,185	3.487	47,107	0.73	3.4
46,700	Friends Provident PLC ORD	2.450	114,433	1.878	87,707	1.36	6.4
2,360	GlaxoSmithKline Plc ADR	41.309	97,489	40.540	95,674	1.49	3.3

American Society of Mechanical Engineers A/C Intern. Portf.
Brandes International Equity Portfolio

Portfolio Appraisal
 Appraisal Date: 06/30/2003

QUANTITY	SECURITY	UNIT COST	TOTAL COST	MARKET PRICE	MARKET VALUE	% OF ASSETS	CUR YLD
1,490	HSBC Holdings Plc ADR	36.913	55,001	59.110	88,074	1.37	4.6
4,805	Hitachi, Ltd. ADR	57.624	276,885	42.300	203,252	3.16	0.6
6,537	ING Groep N.V. ADR	17.491	114,339	17.530	114,594	1.78	6.0
13,831	Invensys Plc ADR	8.126	112,393	.678	9,383	0.15	4.9
14,500	Jardine Matheson Hldgs. ADR	6.237	90,436	6.150	89,175	1.39	4.9
7,900	Jardine Strategic Hldgs. ADR	9.071	71,657	5.520	43,608	0.68	5.3
4,100	KT Corporation ADR	21.674	88,863	19.710	80,811	1.26	1.8
6,660	Komatsu Ltd. ADR	20.564	136,955	15.368	102,350	1.59	1.3
10,040	Koninklijke Ahold NV ADR	6.306	63,312	8.370	84,035	1.31	0.0
9,240	Korea Electric Power Corp ADR	10.731	99,151	8.910	82,328	1.28	3.8
1,735	MMO2 PLC ADR	22.245	38,596	9.230	16,014	0.25	0.0
3,205	Marks & Spencer Group PLC ADR	32.288	103,484	31.348	100,471	1.56	2.9
12,145	Matsushita Electric Ind. ADR	14.871	180,611	10.050	122,057	1.90	0.8
2,900	Michelin (CGDE) B ORD	40.977	118,833	39.134	113,489	1.76	2.7
45,000	Mitsubishi Heavy Indus. Ltd. ORD	3.865	173,945	2.598	116,888	1.82	1.3
15,200	Mitsubishi Tokyo Financial ADR	10.663	162,075	4.580	69,616	1.08	1.1
8,050	Nippon Tel & Tel Corp (NTT) ADR	27.196	218,931	19.800	159,390	2.48	1.0
32,280	Nortel Networks Corporation ORD	1.743	56,264	2.700	87,156	1.35	0.0
6,300	Petroleo Bras A Shrs ADR	17.466	110,038	17.760	111,888	1.74	4.1
2,970	Posco ADR	21.365	63,454	26.190	77,784	1.21	2.8
11,000	Repsol YPF SA ADR	12.949	142,435	16.170	177,870	2.76	2.0
5,000	Reuters Group PLC ADR	34.765	173,824	17.580	87,900	1.37	5.4
13,890	Rolls Royce Group PLC ADR	10.254	142,425	10.611	147,384	2.29	6.4
70,905	Royal & Sun Alliance Ins Grp ORD	3.408	241,638	2.296	162,791	2.53	4.3

American Society of Mechanical Engineers A/C Intern. Portf.
Brandes International Equity Portfolio

Portfolio Appraisal
 Appraisal Date: 06/30/2003

QUANTITY	SECURITY	UNIT COST	TOTAL COST	MARKET PRICE	MARKET VALUE	% OF ASSETS	CUR YLD
23,980	Safeway PLC ORD	3.428	82,213	4.261	102,176	1.59	3.7
22,360	Sumitomo Mitsui Fin Gp Unsp ADR	5.538	123,840	2.188	48,930	0.76	0.0
27,650	Swire Pacific, Ltd. ADR A	4.441	122,780	4.373	120,911	1.88	3.8
5,030	Swisscom AG - Reg ADR	23.828	119,853	28.340	142,550	2.21	5.0
3,520	TDK Corporation ADR	44.587	156,946	49.100	172,832	2.68	0.8
750	Tele Arg Stet France Tele SA ADR	26.545	19,908	6.500	4,875	0.07	0.0
2,490	Telebras Spon ADR Pfd Block	64.224	159,919	27.550	68,600	1.07	0.0
1,200	Telecom Italia Spa ADR	74.649	89,578	90.640	108,768	1.69	3.9
5,250	Telecom New Zealand Ltd. ADR	29.203	153,316	24.360	127,890	1.99	3.1
5,315	Telefonica S.A. ADR	39.125	207,950	34.570	183,740	2.85	2.5
4,050	Telefonos de Mexico L Shrs ADR	15.045	60,934	31.420	127,251	1.98	3.8
12,720	Telus Corp A (non-vtng) Shrs ORD	14.574	185,375	16.500	209,880	3.26	2.7
9,890	Tyco International Ltd.	18.525	183,211	18.980	187,712	2.92	0.3
12,840	Volkswagen AG ADR	7.067	90,740	8.474	108,802	1.69	3.5
7,997	Wolters Kluwer NV ADR	17.290	138,267	12.086	96,648	1.50	5.2
13,133	Zurich Financial Services AG ADR	27.774	364,761	11.957	157,029	2.44	1.2
	Total COMMON STOCKS		7,957,416		6,378,934	99.08	2.7
	<i>CASH EQUIVALENTS</i>						
\$59,304.70	Cash (Money Market Fund)	1.00	59,305	1.00	59,305	0.92	0.7

American Society of Mechanical Engineers A/C Intern. Portf.
Brandes International Equity Portfolio

Portfolio Appraisal
Appraisal Date: 06/30/2003

<u>QUANTITY</u>	<u>SECURITY</u>	<u>UNIT COST</u>	<u>TOTAL COST</u>	<u>MARKET PRICE</u>	<u>MARKET VALUE</u>	<u>% OF ASSETS</u>	<u>CUR YLD</u>
	Portfolio Totals:		8,016,721		6,438,238	100.00	2.7

American Society of Mechanical Engineers A/C Intern. Portf.
Date: 06/30/03

Performance Summary of Total Account

Net of Fees	Account Activated: 07/28/1993		
	<u>ACCOUNT</u>	<u>MSCI EAFE</u>	<u>SP500 R</u>
Performance, Latest Three Months:	29.60	19.27	15.41
Performance, Latest Calendar Year to Date:	17.11	9.47	11.79
Rate of Return, by Calendar Year:			
2002	-19.01	-15.94	-22.10
2001	-17.09	-21.44	-11.09
2000	3.07	-14.17	-9.98
1999	52.87	26.96	21.02
1998	14.51	20.00	28.56
1997	20.62	1.78	33.35
1996	17.07	6.05	24.14
1995	17.44	11.21	37.53
1994	-0.85	7.78	0.35
(Inception) 1993	17.65	5.89	5.53
Annualized Rate of Return on a 10, 5, 3, 2 and 1 Year Basis (Through Current Month):			
5 Year Results:	4.46	-4.00	-1.62
3 Year Results:	-7.63	-13.52	-11.21
2 Year Results:	-6.35	-7.85	-8.90
1 Year Results:	-3.05	-6.46	1.27
Annualized Rate of Return From Inception to Date:	10.71	2.64	10.17

BRANDES INVESTMENT PARTNERS
11988 El Camino Real, Suite 500
PO Box 919048
San Diego, CA 92191-9048

July 2003

June Smiraldi - Accounting Manager
The American Soc. of Mech. Eng.

Reference: American Society of Mechanical Engineers A/C Intern. Portf.

The requested information for this account is enclosed. If we can provide any additional reports, please contact a member of your portfolio management team at (800)237-7119.

Sincerely yours,

Brandes Investment Partners

641F0336059221000008287 303181AP01 WEB00641A
**AMERICAN SOCIETY OF MECHANICAL
 ENGINEERS AIC BRANDES INTL
 EQUITY PORTFOLIO
 ATTN: KENNETH W. HUNT
 22 LAW DRIVE
 FAIRFIELD NJ 07004-3218**

Your Broker/Dealer is
CITIGROUP GLOBAL MKTS INC
 Your Financial Consultant
 COOPER/EVENSON/STEIN
 NORTH TOWER-3RD.FL.
 E.140 RIDGEWOOD AVE.
 PARAMUS, NJ 07652
 201-262-9292
 Select Service Center:1-800-423-7248
 Branch. 800-526-0829

Account number 641-59221-18 360

Copies of this statement
 have also been sent to

LOWERY ASSET CONSULTING LLC
 BRANDES INVESTMENT PARTNERS

Citigroup Global Markets Inc, member NYSE, NASD, and other principal exchanges. Smith Barney is a division and service mark of Citigroup Global Markets Inc. and its affiliates and is used and registered throughout the world. CITIGROUP and the Umbrella Device are trademarks and service marks of Citicorp or its affiliates and are used and registered throughout the world. Citigroup Global Markets Inc. is a member of the Securities Investor Protection Corporation (SIPC).

Account value	Last period	This period	%
Cash balance	\$.39	\$ 988.71	.02
Money funds	53,539.94	75,840.12	1.18
Accrued money fund dividends	44.73	18.23	
Common stocks & options	6,132,046.10	6,352,808.09	98.81
Net value	\$ 6,185,631.16	\$ 6,429,453.15	100

Earnings summary	This period	This year	
		Taxable	Non-taxable
Dividends	\$ 25,115.70	\$ 99,639.04	\$ 0.00
Money funds earnings	59.82	205.15	0.00
Total	\$ 25,175.32	\$ 99,844.19	\$ 0.00

Additional summary information	This period	This year

Gain/loss summary	This period	This year
Unrealized gain or (loss)	(1,551,712.12)	Not applicable

AMERICAN SOCIETY OF MECHANICAL Account number 641-59221-18 360

Cash, Money funds and Bank deposits	
	This period
Opening balance	\$ 53,540.33
Securities bought and other subtractions	0.00
Securities sold and other additions	15.00
Dividends credited	23,011.88
Money funds earnings reinvested	59.62
Closing balance	\$ 78,626.83

A free credit balance in any securities account may be paid to you on demand. Although properly accounted for on our books and records, these funds may be used for our business purposes.

Portfolio summary		
	This period	Year-to-date
Opening value of securities	6,185,630.77	5,455,778.42
+ Opening cash balance	.39	3,841.40
= Opening portfolio balance	6,185,631.16	5,459,619.82
Securities deposited/withdrawn net	0.00	0.00
Capital deposited/withdrawn net	0.00	0.00
Adjusted opening value	6,185,631.16	5,459,619.82
Closing value of securities	6,428,466.44	6,428,466.44
+ Closing cash balance	986.71	986.71
= Closing portfolio value	6,429,453.15	6,429,453.15

Note: Securities deposited/withdrawn net = The value of securities on the day they were debited from or credited to the account as reflected in the "Other security activity" section.

Capital deposited/withdrawn net = Cash withdrawals and deposits, credit card payments, FMA Card activity, checks written, and Money funds/Insured Deposit AccountSM transfers.

Portfolio details The values of your holdings are as of 06/30/03.

Dividend yield is the estimated annual income, assuming the current dividend, divided by the security's market price at the end of the statement period. We do not guarantee the accuracy of prices reflected on the statement nor do these prices represent levels at which securities can be bought or sold. Please note, unrealized gain(loss) is being prepared for informational purposes only and should not be used for tax preparation without the assistance of your tax advisor.

Money funds

Number of shares	Description	Current value	Accrued dividends	Annualized % dividend Yield/Anticipated Income (annualized)
75,640.12	SB MONEY FUNDS CASH PORT CL A	\$ 75,640.12	\$ 18.23	.63%
				\$ 476.53
Total money funds		\$ 75,640.12	\$ 18.23	.62%
				\$ 476.53

AMERICAN SOCIETY OF MECHANICAL Account number 641-59221-18 360

Common
stocks &
options
continued

Quantity	Description	Date acquired	Cost	Share cost	Current share price	Current value	Unrealized gain/(loss)		Average % Yield/Anticipated Income (annualized)
20,000	MITSUBISHI HEAVY INDS-REG	03/10/98	\$ 88,805.00	\$ 4.41	\$ 2.589	\$ 51,780.00	(\$ 37,025.00)	LT	
9,000	JPY 7011 -JPY	03/23/98	37,175.00	4.07	2.589	23,301.00	(13,874.00)	LT	
7,000	SYMBOL: MHVYF	06/16/98	22,616.40	3.17	2.589	18,123.00	(4,493.40)	LT	
9,000	Exchange rate: .0083277								
	Shares traded in:	03/10/00	25,348.18	2.694	2.589	23,301.00	(2,047.18)	LT	
45,000	Japanese yen		173,944.68	3.865		118,505.00	(67,439.68)		
30,739	BANCA INTESA SPA, MILANO-ITL	01/23/02	78,375.91	2.461	3.197	98,272.58	19,896.67	LT	.50 491.82
	SYMBOL: BIPOF								
	Exchange rate: .0005929								
	Shares traded in:								
	Italian lira								
	Research rating:1/M/2								
2,290	ABBEEY NATIONAL PLC SP ADR	05/21/03	35,661.22	15.48	15.528	35,559.12	(102.10)	ST	4.817 1,712.92
	SYMBOL: ABYNY								
3,120	AKZO NOBEL N.V.ADR-EUR	02/24/03	67,340.84	21.492	26.65	83,148.00	15,807.16	ST	
1,440	SYMBOL: AKZOY	05/20/03	36,854.60	25.50	26.65	38,376.00	1,521.40	ST	
4,560	Research rating:2/H/2		104,195.44	22.85		121,524.00	17,328.56		3.823 4,648.64
910	ALCATEL SA ADR	01/12/99	23,662.37	25.937	8.95	8,144.50	(15,517.87)	LT	
1,200	SYMBOL: ALA	07/22/99	32,627.00	27.125	8.95	10,740.00	(21,887.00)	LT	
1,680	Research rating:3/H/2	04/17/01	51,389.94	30.154	8.95	15,036.00	(36,353.94)	LT	
1,640		05/25/01	45,490.89	27.645	8.95	14,678.00	(30,812.89)	LT	
760		06/01/01	19,605.40	25.70	8.95	6,802.00	(12,803.40)	LT	
1,480		08/13/01	24,693.18	16.591	8.95	13,246.00	(11,447.18)	LT	
2,320		04/08/02	30,650.06	13.119	8.95	20,764.00	(9,886.06)	LT	
4,280		09/30/02	10,020.20	2.25	8.95	38,306.00	28,285.80	ST	
14,270			238,139.04	18.888		127,716.50	(110,422.54)		1.351 1,728.67
2,000	AMERICA MOVIL SA DE CV	01/18/96	12,112.19	6.056	18.75	37,500.00	25,387.81	LT	
1,400	SPONS ADR	01/19/99	12,777.11	9.128	18.75	26,250.00	13,472.89	LT	
5,440	SYMBOL: AMX	06/20/02	79,921.86	14.63	18.75	102,000.00	22,078.14	LT	
8,840	Research rating:1/H		104,811.16	11.856		165,760.00	60,938.84		.49 813.28
5,690	AXA S.A.SPONS ADR	06/20/02	98,289.51	17.213	15.61	88,820.90	(9,468.61)	LT	
3,040	SYMBOL: AXA	08/20/02	44,183.19	14.442	15.61	47,454.40	3,271.21	ST	
1,160		09/30/02	11,348.64	9.689	15.61	18,107.60	6,758.96	ST	
9,890			153,821.34	15.553		154,382.90	561.56		2.101 3,243.92

AMERICAN SOCIETY OF MECHANICAL Account number 641-59221-18 360

Common
stocks &
options
continued

Quantity	Description	Date acquired	Cost	Share cost	Current share price	Current value	Unrealized gain/(loss)		Average % Yield/Anticipated Income (annualized)
4,690	BAE SYSTEMS PLC SPON ADR	12/07/99	\$ 128,164.41	\$ 27.266	\$ 9.406	\$ 44,114.14	(\$ 84,050.27)	LT	
1,530	SYMBOL: BAESY	03/01/00	31,723.32	20.346	9.406	14,391.18	(17,332.14)	LT	
4,740		09/30/02	57,523.00	12.044	9.406	44,584.44	(12,938.56)	ST	
1,060		10/28/02	12,215.14	11.429	9.406	9,970.38	(2,244.78)	ST	
3,620		01/03/03	29,804.48	8.141	9.406	34,049.72	4,245.24	ST	
2,560		01/22/03	19,142.02	7.385	9.406	24,079.38	4,937.34	ST	
18,200			278,672.37	15.306		171,189.20	(107,383.17)		6.24 10,683.40
1,100	BASF AG SPONS ADR	11/30/98	42,443.00	38.584	42.62	46,882.00	4,439.00	LT	
1,150	SYMBOL: BF	12/28/98	46,647.35	39.693	42.62	49,013.00	3,365.65	LT	
530	Research rating:3/H/2	02/02/00	23,260.87	43.063	42.62	22,588.60	(662.27)	LT	
2,780			111,341.22	40.051		118,483.60	7,142.38		2.935 3,477.78
105	BT GROUP PLC ADR-USD	07/19/00	11,392.92	108.504	33.66	3,534.30	(7,858.62)	LT	
1,085	SYMBOL: BTY	10/24/00	98,134.91	90.446	33.66	36,521.10	(61,613.81)	LT	
145	Research rating:2/M/1	12/07/00	10,316.51	71.148	33.66	4,880.70	(5,435.81)	LT	
400		06/20/01	13,141.09	32.852	33.66	13,464.00	322.91	LT	
1,735			132,985.43	76.649		58,400.10	(74,585.33)		3.208 1,873.80
4,499	BANCO BILBAO VIZCAYA-SP ADR	01/31/00	57,801.80	12.875	10.49	47,194.51	(10,607.29)	LT	
	SYMBOL: BBV								2.984
	Research rating:2/H/2								1,399.19
2,650	BAYERISCHE HYPO UND SP ADR	10/23/01	84,711.99	31.874	16.421	43,515.65	(41,196.34)	LT	
600	SYMBOL: HVMGY	06/20/02	18,641.00	31.00	16.421	9,852.60	(8,788.40)	LT	
1,980		09/25/02	30,627.09	15.375	16.421	32,513.58	1,886.49	ST	
5,230			133,980.08	25.618		85,881.83	(48,098.25)		3.751 3,221.68
1,080	BRASIL TELECOM PARTICIPACO SA SPONSORED ADR	10/24/00	56,063.09	51.248	37.45	40,446.00	(15,617.09)	LT	
	SYMBOL: BRP								.63
	Research rating:2/H								254.88
840	BRITISH AMERICAN TOBACCO PLC ADR	10/09/98	14,435.40	17.125	22.68	19,051.20	4,615.80	LT	
500	SYMBOL: BTI	10/09/98	8,597.50	17.125	22.68	11,340.00	2,742.50	LT	
2,680	Research rating:1/H/3	06/21/00	34,518.56	12.619	22.68	60,782.40	26,263.84	LT	
4,020			57,551.46	14.316		91,173.60	33,622.14		4.651 4,241.10

AMERICAN SOCIETY OF MECHANICAL Account number 641-59221-18 360
**Common
stocks &
options
continued**

Quantity	Description	Date acquired	Cost	Share cost	Current share price	Current value	Unrealized gain/(loss)	Average % Yield/Anticipated Income (annualized)
118.2581	BRITISH ENERGY PLC SPON	06/19/00	\$ 27,773.63	\$ 235.136	\$ 4.94	\$ 584.20	(\$ 27,189.43)	LT
186.4429	ADR (NEW)	04/23/01	60,106.33	322.769	4.94	921.03	(59,185.30)	LT
306.299	SYMBOL: BGY	06/20/02	50,177.67	164.014	4.94	1,513.12	(48,664.55)	LT
811			138,057.63	226.954		3,018.35	(135,039.28)	
700	CENTRAIS ELETRICAS	06/24/97	18,810.91	26.872	3.451	2,415.70	(16,395.21)	LT
700	BRASILEIRAS SPON ADR	06/24/97	18,810.91	26.872	3.451	2,415.70	(16,395.21)	LT
700	SYMBOL: CAIFY	06/24/97	18,810.91	26.872	3.451	2,415.70	(16,395.21)	LT
700		06/24/97	18,810.91	26.872	3.451	2,415.70	(16,395.21)	LT
400		06/24/97	10,752.73	26.881	3.451	1,380.40	(9,372.33)	LT
700		08/11/97	16,265.45	23.236	3.451	2,415.70	(13,849.75)	LT
200		08/11/97	4,847.27	23.236	3.451	690.20	(3,957.07)	LT
2,660		10/22/98	31,752.10	11.875	3.451	9,179.66	(22,572.44)	LT
2,500		01/26/99	16,087.50	6.375	3.451	8,627.50	(7,460.00)	LT
1,600		01/26/99	10,301.00	6.375	3.451	5,521.60	(4,779.40)	LT
2,650		05/15/02	18,263.50	6.80	3.451	9,145.15	(9,118.35)	LT
13,510			183,313.19	13.569		46,623.01	(136,690.18)	2.406 1,121.33
864	COMPANIA ANONIMA NACIONAL	04/24/98	29,538.51	34.125	12.49	10,791.36	(18,747.15)	LT
1,900	TELEFONOS DE VENEZUELA 1 ADR	12/23/98	35,080.62	18.125	12.49	23,731.00	(11,349.62)	LT
2,764	REPRESENTS 7 CLASS D SHARES		64,619.13	23.379		34,522.36	(30,096.77)	9.647 3,330.62
4,100	CORUS GROUP PLC SPONS ADR	09/22/98	44,805.70	16.687	2.38	9,758.00	(35,047.70)	LT
7,950	SYMBOL: CGA	04/24/01	82,896.84	10.25	2.38	18,921.00	(63,975.84)	LT
12,050	Research rating:3/H/2		127,702.54	10.598		28,679.00	(99,023.54)	
2,814.4524	DBS GROUP HLDG LTD SP ADR	11/05/97	88,005.00	31.268	23.395	65,844.11	(22,160.89)	LT
988.5476	SYMBOL: DBSDY	06/22/98	21,093.50	21.337	23.395	23,127.07	2,033.57	LT
3,803			109,098.50	28.667		88,971.18	(20,127.32)	2.295 2,042.21
1,380	DEUTSCHE TELEKOM AG SP ADR	05/15/98	36,481.16	26.375	15.20	20,976.00	(15,505.16)	LT
360	SYMBOL: DT	08/15/00	16,196.06	44.105	15.20	5,472.00	(10,724.06)	LT
1,330	Research rating:3/M/1	04/25/01	35,301.07	26.09	15.20	20,216.00	(15,085.07)	LT
970		05/15/01	21,946.40	22.53	15.20	14,744.00	(7,202.40)	LT
5,600		06/24/02	48,704.28	8.606	15.20	85,120.00	36,415.72	LT
9,640			158,628.97	18.455		146,528.00	(12,100.97)	1.776 2,802.80
300	E ONAG SPONS ADR	06/08/00	15,398.36	50.323	51.25	15,375.00	(23.36)	LT
1,650	SYMBOL: EON	06/28/00	77,916.41	46.678	51.25	84,562.50	6,646.09	LT
	Research rating:1/M/2							

AMERICAN SOCIETY OF MECHANICAL Account number 641-59221-18 360
Common stocks & options
continued

Quantity	Description	Date acquired	Cost	Share cost	Current share price	Current value	Unrealized gain/(loss)		Average % Yield/Anticipated Income (annualized)
640	KT CORP SPONSORED ADR	05/16/02	\$ 14,997.00	\$ 23.335	\$ 19.71	\$ 12,614.40	(\$ 2,382.60)	LT	
4,100	SYMBOL: KTC Research rating:2/L		88,882.66	21.874		80,811.00	(8,061.66)		1.268 1,025.00
4,280	KOMATSU LTD ADR NEW	03/15/99	88,536.80	20.625	15.324	65,586.72	(22,950.08)	LT	
2,380	SYMBOL: KMTUY	05/22/01	48,418.01	20.251	15.324	36,471.12	(11,946.89)	LT	
6,660			136,954.81	20.584		102,057.84	(34,896.97)		.959 979.02
10,040	KONINKLIJKE AHOLD NV SPONSORED ADR NEW SYMBOL: AHO Research rating:1/H/3	05/06/03	83,312.22	6.215	8.37	84,034.80	20,722.58	ST	6.184 5,180.64
5,400	KOREA ELEC PWR CORP SP ADR	12/16/97	60,066.50	11.062	8.91	48,114.00	(11,952.50)	LT	
3,840	SYMBOL: KEP	01/29/01	39,084.61	9.965	8.91	34,214.40	(4,870.21)	LT	
9,240	Research rating:3/L		99,151.11	10.731		82,328.40	(16,822.71)		3.108 2,559.48
105	MMO2 PLC ADR-USD	07/19/00	3,322.32	31.641	9.23	969.15	(2,353.17)	LT	
1,085	SYMBOL: OOM	10/24/00	28,617.41	26.375	9.23	10,014.55	(18,602.86)	LT	
145	Research rating:1/H/1	12/07/00	3,008.43	20.747	9.23	1,338.35	(1,670.08)	LT	
400		06/20/01	3,832.11	9.58	9.23	3,692.00	(140.11)	LT	
1,735			38,780.27	22.352		16,014.05	(22,766.22)		
2,266.1616	MARKS & SPENCER GROUP PLC	11/12/99	62,301.72	27.498	31.262	70,844.74	8,543.02	LT	
938.8384	SPONSORED ADR	11/29/99	21,948.77	23.381	31.262	29,349.97	7,403.20	LT	
3,205	SYMBOL: MAKSY		84,248.49	28.287		100,194.71	15,946.22		3.285 3,272.31
5,400	MATSUSHITA ELEC INDL ADR	04/07/98	87,318.00	16.15	10.05	54,270.00	(33,048.00)	LT	
2,595	SYMBOL: MC	07/11/01	39,483.25	15.123	10.05	26,079.75	(13,403.50)	LT	
4,150	Research rating:1/M/2	04/03/02	53,809.34	12.874	10.05	41,707.50	(12,101.84)	LT	
12,145			180,610.59	14.871		122,057.25	(58,553.34)		.955 1,185.92
11,730	MITSUBISHI TOKYO FINANCIAL	11/21/00	132,001.86	11.253	4.58	53,723.40	(78,278.46)	LT	
1,390	GROUP SPONS ADR	06/04/01	12,748.30	9.076	4.58	6,366.20	(6,380.10)	LT	
2,080	SYMBOL: MTF	08/21/01	17,327.24	8.238	4.58	9,526.40	(7,800.84)	LT	
15,200			162,075.40	10.863		69,616.00	(92,459.40)		.633 440.80
2,090	NIPPON TEL & TEL SPON ADR	10/23/00	91,735.10	43.89	19.80	41,382.00	(50,353.10)	LT	
770	SYMBOL: NTT	02/06/01	26,709.13	34.055	19.80	15,246.00	(11,463.13)	LT	
470	Research rating:1/L/1	08/13/01	11,917.46	25.339	19.80	9,306.00	(2,611.46)	LT	
1,710		01/09/02	27,718.63	16.116	19.80	33,858.00	6,139.37	LT	

AMERICAN SOCIETY OF MECHANICAL Account number 641-59221-18 360
**Common
stocks &
options**
continued

Quantity	Description	Date acquired	Cost	Share cost	Current share price	Current value	Unrealized gain/(loss)		Average % Yield/Anticipated Income (annualized)
910	NIPPON TEL & TEL SPON ADR	04/08/02	\$ 18,204.09	\$ 19.909	\$ 19.80	\$ 18,018.00	(\$ 186.09)	LT	
2,100	SYMBOL: NTT	06/20/02	42,646.97	20.245	19.80	41,580.00	(1,066.97)	LT	
8,060	Research rating:1/L/1		218,931.38	27.196		159,390.00	(59,541.38)		.964
									1,637.55
32,280	NORTEL NETWORKS CORP NEW SYMBOL: NT/RATING: C Research rating:2/S/2	06/21/02	56,264.04	1.66	2.70	87,156.00	30,891.96	LT	
1,220	POSCO SPON ADR	07/13/00	28,142.23	22.625	26.19	31,951.80	3,809.57	LT	
1,050	SYMBOL: PKX	09/29/00	20,049.48	18.678	26.19	27,499.50	7,450.02	LT	
700	Research rating:3/M	03/01/01	15,262.20	21.79	26.19	18,333.00	3,070.80	LT	
2,970			63,453.91	21.365		77,784.30	14,330.39		2.245
									1,746.36
4,000	PETROLEO BRASILEIRO SA ADR	06/05/98	85,745.00	21.375	17.76	71,040.00	(14,705.00)	LT	
2,300	SYMBOL: PBRA	09/09/98	24,293.00	10.50	17.76	40,848.00	16,555.00	LT	
6,300			110,038.00	17.466		111,888.00	1,850.00		.979
									1,096.20
1,790	REPSOL S A SPONSORED ADR	11/08/01	26,848.02	14.906	16.17	28,944.30	2,096.28	LT	
1,800	SYMBOL: REP	03/06/02	23,534.74	12.983	16.17	29,106.00	5,571.26	LT	
2,400	Research rating:1/H/2	04/03/02	31,761.08	13.141	16.17	38,808.00	7,046.92	LT	
2,150		05/15/02	27,567.36	12.729	16.17	34,765.50	7,198.14	LT	
2,860		06/20/02	32,723.40	11.38	16.17	46,246.20	13,522.80	LT	
11,000			142,434.60	12.949		177,870.00	35,435.40		.847
									1,507.00
1,350	REUTERS GROUP PLC SP ADR	05/03/02	56,799.77	41.98	17.48	23,598.00	(33,201.77)	LT	
3,650	SYMBOL: RTRSY	06/20/02	117,024.00	32.00	17.48	63,802.00	(53,222.00)	LT	
5,000	Research rating:3/M/2		173,823.77	34.765		87,400.00	(86,423.77)		5.406
									4,725.00
13,890	ROLLS ROYCE SPONSORED ADR SYMBOL: RYCEY	10/04/01	142,424.73	10.163	10.582	146,983.98	4,559.25	LT	6.151
									9,042.39
11,320	SUMITOMO MITSUI FINL GROUP	10/10/01	70,966.68	6.269	2.182	24,700.24	(46,266.44)	LT	
6,990	INC ADR	07/09/02	39,464.95	5.645	2.182	15,252.18	(24,212.77)	ST	
4,050	SYMBOL: SMFJY	01/28/03	13,408.48	3.219	2.182	8,837.10	(4,571.38)	ST	
22,360			123,840.11	5.538		48,789.52	(75,050.59)		1.145
									559.00
10,400	SWIRE PACIFIC LTD SP ADR	02/18/98	61,365.00	5.90	4.373	45,479.20	(15,885.80)	LT	
2,500	SYMBOL: SWRAY	06/16/98	8,900.00	3.50	4.373	10,932.50	2,032.50	LT	
2,500		06/16/98	8,900.00	3.50	4.373	10,932.50	2,032.50	LT	
2,500		06/16/98	8,900.00	3.50	4.373	10,932.50	2,032.50	LT	

AMERICAN SOCIETY OF MECHANICAL Account number 641-59221-18 360

Common
stocks &
options
continued

Quantity	Description	Date acquired	Cost	Share cost	Current share price	Current value	Unrealized gain/(loss)		Average % Yield/Anticipated Income (annualized)
2,500	SWIRE PACIFIC LTD SP ADR	06/16/98	\$ 8,900.00	\$ 3.50	\$ 4.373	\$ 10,932.50	\$ 2,032.50	LT	
2,500	SYMBOL: SWRAY	06/16/98	8,900.00	3.50	4.373	10,932.50	2,032.50	LT	
2,500		06/16/98	8,900.00	3.50	4.373	10,932.50	2,032.50	LT	
2,250		06/16/98	8,015.00	3.50	4.373	9,839.25	1,824.25	LT	
27,650			122,780.00	4.441		120,913.45	(1,866.55)		3.27 3,953.95
2,540	SWISSCOM AG SPONS ADR	10/24/00	59,955.16	24.291	28.34	71,983.60	12,028.44	LT	
2,490	SYMBOL: SCM	12/20/00	59,898.31	24.737	28.34	70,566.60	10,668.29	LT	
5,030			119,853.47	23.828		142,550.20	22,696.73		4.618 6,594.27
2,830	TDK CORP AMER DEPOSIT SHS	06/20/02	131,221.91	46.306	49.10	138,953.00	7,731.09	LT	
690	SYMBOL: TDK	10/28/02	25,724.06	37.184	49.10	33,879.00	8,154.94	ST	
3,520	Research rating:2/H/2		156,945.97	44.587		172,832.00	15,886.03		.718 1,242.56
370	TELECOM ITALIA SPA SP ADR	01/07/94	9,204.49	24.877	90.64	33,536.80	24,332.31	LT	
300	SYMBOL: TI	11/09/98	20,948.00	69.75	90.64	27,192.00	6,244.00	LT	
530	Research rating:1/M/1	12/21/00	59,425.95	111.01	90.64	48,039.20	(11,386.75)	LT	
1,200			89,578.44	74.649		108,768.00	19,189.58		2.071 2,253.60
750	TELECOM ARGENTINA STET-FRANCE SPONS ADR REPSTG CL B	05/03/00	19,908.45	26.00	6.50	4,875.00	(15,033.45)	LT	16.692 813.75
	SYMBOL: TEO								
	Research rating:3/S								
3,000	TELECOM CORP NEW ZEALAND	10/13/99	101,622.50	33.812	24.36	73,080.00	(28,542.50)	LT	
550	LTD SPONSORED ADR	01/27/00	19,310.83	34.416	24.36	13,398.00	(5,912.83)	LT	
1,700	SYMBOL: NZT/RATING: A	06/05/01	32,382.86	18.955	24.36	41,412.00	9,029.14	LT	
5,250	Research rating:1/M/2		153,316.19	29.203		127,890.00	(25,426.19)		3.068 3,921.75
1,270	TELECOMUNICACOES	01/29/01	104,710.10	81.631	27.55	34,988.50	(69,721.60)	LT	
220	BRASILEIRAS SA TELEBRAS	02/28/01	14,565.06	66.122	27.55	6,061.00	(8,504.06)	LT	
540	SYMBOL: TBH	04/25/01	25,109.19	45.668	27.55	14,877.00	(10,232.19)	LT	
460		01/31/02	15,534.23	33.753	27.55	12,673.00	(2,861.23)	LT	
2,490			159,918.58	64.224		68,599.50	(91,319.08)		.504 346.11
2,755.8104	TELEFONICA S.A. SPON ADR	11/14/00	137,975.09	49.64	34.57	95,268.37	(42,706.72)	LT	
1,289.998	SYMBOL: TEF	05/15/02	38,729.74	29.934	34.57	44,595.23	5,865.49	LT	
1,269.1916	Research rating:1/M/1	06/20/02	31,074.83	24.424	34.57	43,875.95	12,801.12	LT	
5,315			207,779.66	39.093		183,739.55	(24,040.11)		

AMERICAN SOCIETY OF MECHANICAL Account number 641-59221-18 360
**Common
stocks &
options**
continued

Quantity	Description	Date acquired	Cost	Share cost	Current share price	Current value	Unrealized gain/(loss)		Average % Yield/Anticipated Income (annualized)
2,000	TELEFONOS DE MEXICO SP ADR	01/18/96	\$ 19,700.89	\$ 9.85	\$ 31.42	\$ 62,840.00	\$ 43,139.11	LT	
1,400	SPONSORED ADR REPSTG SH SR L	01/19/99	20,782.39	14.844	31.42	43,988.00	23,205.61	LT	
650	SYMBOL: TMX	02/28/01	21,350.59	32.203	31.42	20,423.00	(927.59)	LT	
4,050	Research rating:1/L		61,833.87	15.268		127,251.00	65,417.13		3.561
									4,531.95
3,610	TELUS CORP-NON VTG SHS	06/20/00	102,974.48	28.191	16.50	59,565.00	(43,409.48)	LT	
770	SYMBOL: TU	05/25/01	16,898.26	21.849	16.50	12,705.00	(4,193.26)	LT	
8,340		06/20/02	65,502.36	7.793	16.50	137,610.00	72,107.64	LT	
12,720			185,375.10	14.574		209,880.00	24,504.90		2.533
									5,318.98
4,310	TYCO INTL LTD NEW	04/26/02	91,025.74	21.028	18.98	81,803.80	(9,221.94)	LT	
1,920	SYMBOL TYC/RATING: B-	05/15/02	37,671.18	19.527	18.98	36,441.60	(1,229.58)	LT	
1,990	Research rating:1/S/1	06/20/02	32,063.90	16.05	18.98	37,770.20	5,706.30	LT	
1,670		07/10/02	22,449.80	13.35	18.98	31,696.60	9,246.80	ST	
9,890			183,210.62	18.525		187,712.20	4,501.58		.263
									494.50
12,840	VOLKSWAGEN A G NEW SP ADR	05/20/03	90,740.14	6.976	8.406	107,933.04	17,192.90	ST	2.676
	SYMBOL: VLKAY								2,889.00
	Research rating:1/H/2								
3,920	WOLTERS KLUWER N V SP ADR	07/15/02	73,820.56	18.74	12.057	47,263.44	(26,557.12)	ST	
900	SYMBOL: WTKWY	08/12/02	12,363.44	13.641	12.057	10,851.30	(1,512.14)	ST	
1,810		08/19/02	32,871.70	18.068	12.057	21,823.17	(11,048.53)	ST	
1,020		02/24/03	14,408.62	14.031	12.057	12,298.14	(2,110.48)	ST	
347		04/17/03	4,563.40	13.151	12.057	4,183.78	(379.62)	ST	
7,997			138,027.72	17.26		96,419.83	(41,607.89)		3.707
									3,574.88
1,537.2933	ZURICH FINCL SVCS SPON ADR	10/28/98	75,278.00	48.967	11.923	18,329.15	(56,948.85)	LT	
419.2618	SYMBOL: ZFSVY	07/08/99	23,459.00	55.953	11.923	4,998.86	(18,460.14)	LT	
2,776.4449		03/01/00	108,227.69	38.98	11.923	33,103.55	(75,124.14)	LT	
1,490		08/24/01	46,263.99	30.956	11.923	17,765.27	(28,498.72)	LT	
930		10/02/01	18,858.33	20.182	11.923	11,088.39	(7,769.94)	LT	
920		03/08/02	20,671.97	22.374	11.923	10,969.16	(9,702.81)	LT	

AMERICAN SOCIETY OF MECHANICAL Account number 641-59221-18 360

Common
stocks &
options
continued

Quantity	Description	Date acquired	Cost	Share cost	Current share price	Current value	Unrealized gain/(loss)		Average % Yield/Anticipated Income (annualized)
5,060	ZURICH FINCL SVCS SPON ADR	07/15/02	\$ 72,026.51	\$ 14.143	\$ 11.923	\$ 60,330.38	(\$ 11,696.13)	ST	
13,133	SYMBOL. ZFSVY		364,785.49	27.776		156,584.76	(208,200.73)		.661
									879.91
Total common stocks and options			\$ 7,904,520.21			\$ 6,352,808.09	\$ 49,123.55	ST	2.85
							(\$ 1,800,835.67)	LT	\$ 181,615.10
Total portfolio value			\$ 7,980,160.33			\$ 6,428,448.21	\$ 49,123.55	ST	2.83
							(\$ 1,800,835.67)	LT	\$ 182,091.63

Transaction details All dates of transactions appearing on this statement are settlement dates.

Investment
activity

Date	Activity	Description	Quantity	Price	Amount
06/02/03	Cash in lieu	ING GROEP NV SPONS ADR CASH IN LIEU OF 93103			\$ 15.00
06/02/03	Stock div	ING GROEP NV SPONS ADR STK DIV ON 6320 SHS	217		0.00
Total securities bought and other subtractions					\$ 0.00
Total securities sold and other additions					\$ 15.00

Money funds
activity

Opening money funds balance				\$ 63,539.94	All transactions are traded at \$1.00 per share.			
Date	Activity	Description	Amount	Date	Activity	Description	Amount	
06/03/03	Autoinvest	SB MONEY FUNDS CASH PORT CL A	3,662.47	06/13/03	Autoinvest	SB MONEY FUNDS CASH PORT CL A	2,828.60	
06/05/03	Autoinvest	SB MONEY FUNDS CASH PORT CL A	2,307.25	06/18/03	Autoinvest	SB MONEY FUNDS CASH PORT CL A	307.49	
06/09/03	Autoinvest	SB MONEY FUNDS CASH PORT CL A	22.53	06/23/03	Autoinvest	SB MONEY FUNDS CASH PORT CL A	1,213.80	
06/10/03	Autoinvest	SB MONEY FUNDS CASH PORT CL A	6,525.29	06/26/03	Autoinvest	SB MONEY FUNDS CASH PORT CL A	3,885.17	
06/11/03	Autoinvest	SB MONEY FUNDS CASH PORT CL A	104.10	06/27/03	Autoinvest	SB MONEY FUNDS CASH PORT CL A	1,183.86	
							MONEY FUNDS EARNINGS REINVESTED (SEE DETAILS UNDER EARNINGS DETAILS)	59.62
Closing balance							\$ 75,640.12	

AMERICAN SOCIETY OF MECHANICAL Account number 641-59221-18 360

Earnings details The tax status of earnings is reliable to the best of our knowledge. Taxable and non-taxable designations refer to the federal income tax status of your securities, not of your account.

Dividends

Date	Description	Comment	Taxable	Non-taxable	Amount
06/02/03	FRIENDS PROVIDENT PLC-GBP	FOREIGN TAX W/HELD \$ 405.23 CASH DIV ON 48700.0000 SHS RECORD 04/22/03 PAY 05/30/03 TAX HELD BY FGN GOVTS 405.23	\$ 4,052.31		\$ 3,647.08
06/04/03	ROYAL & SUN ALLIANCE INSURANCE GROUP-GBP	FOREIGN TAX W/HELD \$ 256.36 CASH DIV ON 70905.0000 SHS RECORD 05/02/03 PAY 05/30/03 TAX HELD BY FGN GOVTS 256.36	2,563.61		2,307.25
06/06/03	TELECOMUNICACOES BRASILEIRAS SA TELEBRAS	FOREIGN TAX W/HELD \$ 3.98 CASH DIV ON 2490.0000 SHS TAX HELD BY FGN GOVTS 3.98	28.51		22.53
06/09/03	BAE SYSTEMS PLC SPON ADR	FOREIGN TAX W/HELD \$ 723.25 CASH DIV ON 18200.0000 SHS TAX HELD BY FGN GOVTS 723.25	7,232.48		6,509.23
06/09/03	TELECOMUNICACOES BRASILEIRAS SA TELEBRAS	CASH DIV ON 2490.0000 SHS RECORD 03/21/03 PAY 06/06/03	16.06		16.06
06/10/03	BANCO BRADESCO S.A.SP ADR	FOREIGN TAX W/HELD \$ 18.84 CASH DIV ON 4726.0000 SHS TAX HELD BY FGN GOVTS 18.84	122.94		104.10
06/12/03	SWIRE PACIFIC LTD SP ADR	CASH DIV ON 27650.0000 SHS TAX HELD BY FGN GOVTS .00	2,828.60		2,828.60
06/17/03	AKZO NOBEL N.V.ADR-EUR	TAX REFUND OF 10% RECORD 04/22/03 PAY 05/12/03			307.49
06/20/03	TELECOM CORP NEW ZEALAND LTD SPONSORED ADR	FOREIGN TAX W/HELD \$ 214.20 CASH DIV ON 5250.0000 SHS TAX HELD BY FGN GOVTS 214.20	1,428.00		1,213.80
06/25/03	SWISSCOM AG SPONS ADR	FOREIGN TAX W/HELD \$ 685.62 CASH DIV ON 5030.0000 SHS TAX HELD BY FGN GOVTS 685.62	4,570.79		3,885.17
06/28/03	TELEFONOS DE MEXICO SP ADR SPONSORED ADR REPSTG SH SR L	CASH DIV ON 4050.0000 SHS	1,183.86		1,183.86
06/30/03	MITSUBISHI HEAVY INDS-REG JPY 7011 -JPY	FOREIGN TAX W/HELD \$ 112.55 CASH DIV ON 45000.0000 SHS RECORD 03/31/03 PAY 06/27/03 TAX HELD BY FGN GOVTS 112.55	1,125.45		1,012.90

Ref: 00008287 00066148

June 1 - June 30, 2003

H

AMERICAN SOCIETY OF MECHANICAL Account number 641-59221-18 360

Dividends
continued

Date	Description	Comment	Taxable	Non-taxable	Amount
06/30/03	AXA S.A.SPONS ADR	FOREIGN TAX W/HELD \$ 953.51 REV DIV ON 9890.0000 SHS TAX HELD BY FGN GOVTS 953.51	\$ -3,814.05		\$ -2,860.54
06/30/03	AXA S.A.SPONS ADR	FOREIGN TAX W/HELD \$ 944.79 CASH DIV ON 9890.0000 SHS RECORD 05/06/03 PAY 05/29/03 TAX HELD BY FGN GOVTS 944.79	3,779.14		2,834.35
Total dividends credited to account					\$ 23,011.88
FRGN tax withheld					2,103.82
Total dividends earned			\$ 25,115.70	\$ 0.00	\$ 25,115.70

Money
funds
earnings

Date	Description	Comment	Taxable	Non-taxable	Amount
06/13/03	SB MONEY FUNDS CASH PORT CL A	REINVESTED FOR PERIOD 05/12/03-06/15/03 35 DAYS AVERAGE YIELD .65 %	\$ 59.62		\$ 59.62
Total earnings from money funds			\$ 59.62	\$ 0.00	\$ 59.62

Key to Smith Barney Citigroup Research Rating System

Major Markets

<u>Stock Ratings</u>		<u>Stock Risk</u>			<u>Industry Ratings</u>		
Stock ratings are relative to the analyst's (or analysts') industry coverage universe over the coming 12-18 months. Target prices reflect these ratings.		Risk rating should take into account the norms in each global region.			Analysts will rate their industry relative to the primary market index appropriate to that global region (such as the S&P 500 in the U.S.) over the coming 12-18 months.		
Code	Rating	Code	Rating	Definitions	Code	Rating	Definitions
1	Outperform	L	Low	High predictability of financial results and low volatility	1	Overweight	Expect industry to perform better than the primary index for the region.
2	In-line	M	Medium	Moderate predictability of financial results and moderate volatility	2	Marketweight	Expect industry to perform approximately in line with the primary index for the region.
3	Underperform	H	High	Low predictability of financial results and high volatility	3	Underweight	Expect industry to perform worse than the primary index for the region.
		S	Speculative	Exceptionally low financial predictability, highest risk and volatility.			

Emerging Markets

<u>Stock Ratings</u>		<u>Stock Risk</u>		
Stock ratings are relative to the primary market index over the coming 12-18 months.		Risk rating should take into account the norms in each global region.		
Code	Rating	Code	Rating	Definitions
1	Outperform	L	Low	High predictability of financial results and low volatility
2	In-line	M	Medium	Moderate predictability of financial results and moderate volatility
3	Underperform	H	High	Low predictability of financial results and high volatility
		S	Speculative	Exceptionally low financial predictability, highest risk and volatility.

Message: Effective June 30, 2003, the excess-SIPC coverage for your Smith Barney account will be covered entirely by the Gulf Insurance Company. Radian Asset Guarantee will no longer provide any excess-SIPC protection.

Message: As an information service for investors, the National Association of Securities Dealers (NASD) is offering a brochure detailing its Public Disclosure Program (PDP), a service designed to help investors gain convenient access to information about securities firms and their employees. For further information about PDP, including a copy of the brochure, please call the NASD Regulation Program Hotline at 1-800-289-9999 or check the NASD Regulation Web Site at www.nasdr.com.

Message: Adequate life insurance coverage is vital to a financial plan. Regular life insurance reviews can help you determine if you're properly covered and if you have a competitive policy. For a complimentary review of your current life insurance policy and needs, call your Financial Consultant.

AMERICAN SOCIETY OF MECHANICAL Account number 641-59221-18 360

Message: *In September 2003, Smith Barney will change its stock rating system in order to provide more clarity and direction to investors. Please look for more details in your next month's statement.*

Information regarding commissions and charges will be made available to you promptly upon request. Please advise us of any material change in your financial objectives or financial situation. All checks written and deposited to your account must be made payable to Smith Barney.

If you believe your statement is not correct, you must contact us within ten (10) days. Complaints and incorrect statement issues may be directed to the Manager of the branch servicing your account (see page 1 of statement for address and phone number) or Citigroup Global Markets Inc., Attention: Compliance Department, 77 Water Street, 19th Floor, New York, NY 10005.

FORM 990

THE AMERICAN SOCIETY OF MECHANICAL ENGINEERS
 22 Law Drive, Fairfield, NJ 07006 - (973) 882-1170
 For Year Ended June 30, 2003

FEDERAL ID# 13-1623899

<u>DESCRIPTION</u>	<u>PAGES</u>	<u>METHOD</u>	<u>COST OF ASSETS 6/30/03</u>	<u>SALES/ DISPOSALS 06/30/03</u>	<u>ASSETS 06/30/03</u>	<u>ACCUM DEPREC 6/30/02</u>	<u>CURRENT DEPREC 06/30/03</u>	<u>SALE OF ASSETS 06/30/03</u>	<u>ACCUM DEPREC 06/30/03</u>
1)Furniture & Equipment	1-25	S.L.	5,595,406	914	5,594,492	3,060,062	509,994	914	3,569,142
2)Computer Equipment	27-61	S.L.	6,565,276	20,296	6,544,980	5,155,639	518,163	3,045	5,670,757
3)Leasehold Improvement	25-27	S.L.	4,044,858		4,044,858	753,670	206,177		959,847
4)Display Ad Material	27	S.L.	64,273		64,273	58,876	4,407		63,283
5)Vehicle	25	S.L.	45,221	23,485	21,736	23,485	1,208	23,485	1,208
6)N.J. Building	59	S.L.	2,417,221		2,417,221	112,218	86,235		198,453
7)Software		S.L.	<u>2,216,656</u>		<u>2,216,656</u>	<u>979,292</u>	<u>396,395</u>		<u>1,375,687</u>
Per attached detail			<u>20,948,911</u>	<u>44,695</u>	<u>20,904,216</u>	<u>10,143,243</u>	<u>1,722,578</u>	<u>27,444</u>	<u>11,838,377</u>
9)International Gas Turbine Institute		S.L.	6,940		6,940		3,113		3,113
10)N.J. Land		N.D.	583,077		583,077				
Totals			<u>21,538,928</u>	<u>44,695</u>	<u>21,494,233</u>	<u>10,143,243</u>	<u>1,725,691</u>	<u>27,444</u>	<u>11,841,490</u>
Per Audit Statement			<u>21,538,928</u>						<u>11,841,490</u>

AMERICAN SOCIETY OF MECH ENG DEPRECIATION EXPENSE REPORT

as of 06/30/2002

SYS No	Ext	In Svc Date	Acquired Value	Dep Meth	P Est T Life	Salvage/ Sect 179	Depreciable Basis	Prev Thru	Prior Accum Depreciation	Depreciation This Run	Current Year to Date	Curr Accum Depreciation Key
Book: Internal FY: June												
001603	000	07/01/89	1675.00	SLMM	P 08 00	0.00	1675.00	04/30/02	1675.00	0.00	0.00	1675.00 d
001590	000	01/01/90	1630.00	SLMM	P 08 00	0.00	1630.00	04/30/02	1630.00	0.00	0.00	1630.00 d
001299	000	07/01/90	2018.00	SLMM	P 08 00	0.00	2018.00	06/30/01	2018.00	0.00	0.00	2018.00
001300	000	07/01/90	1884.00	SLMM	P 08 00	0.00	1884.00	06/30/01	1884.00	0.00	0.00	1884.00
001301	000	07/01/90	4152.00	SLMM	P 08 00	0.00	4152.00	06/30/01	4152.00	0.00	0.00	4152.00
001854	000	07/01/90	946.20	SLMM	P 08 00	0.00	946.20	06/30/01	946.20	0.00	0.00	946.20
001852	000	07/01/90	175.00	SLMM	P 08 00	0.00	175.00	06/30/01	175.00	0.00	0.00	175.00
001282	000	01/01/91	3929.85	SLMM	P 08 00	0.00	3929.85	06/30/01	3929.85	0.00	0.00	3929.85
001283	000	01/01/91	978.82	SLMM	P 08 00	0.00	978.82	06/30/01	978.82	0.00	0.00	978.82
001284	000	01/01/91	3849.00	SLMM	P 08 00	0.00	3849.00	06/30/01	3849.00	0.00	0.00	3849.00
001285	000	01/01/91	2475.00	SLMM	P 08 00	0.00	2475.00	06/30/01	2475.00	0.00	0.00	2475.00
001286	000	01/01/91	797.94	SLMM	P 08 00	0.00	797.94	06/30/01	797.94	0.00	0.00	797.94
001287	000	01/01/91	797.94	SLMM	P 08 00	0.00	797.94	06/30/01	797.94	0.00	0.00	797.94
001288	000	01/01/91	797.93	SLMM	P 08 00	0.00	797.93	06/30/01	797.93	0.00	0.00	797.93
001289	000	01/01/91	601.50	SLMM	P 08 00	0.00	601.50	06/30/01	601.50	0.00	0.00	601.50
001290	000	01/01/91	601.50	SLMM	P 08 00	0.00	601.50	06/30/01	601.50	0.00	0.00	601.50
001291	000	01/01/91	601.50	SLMM	P 08 00	0.00	601.50	06/30/01	601.50	0.00	0.00	601.50
001292	000	01/01/91	601.50	SLMM	P 08 00	0.00	601.50	06/30/01	601.50	0.00	0.00	601.50
001293	000	01/01/91	601.50	SLMM	P 08 00	0.00	601.50	06/30/01	601.50	0.00	0.00	601.50
001294	000	01/01/91	601.50	SLMM	P 08 00	0.00	601.50	06/30/01	601.50	0.00	0.00	601.50
001295	000	01/01/91	601.50	SLMM	P 08 00	0.00	601.50	06/30/01	601.50	0.00	0.00	601.50
001281	000	07/01/91	1375.00	SLMM	P 08 00	0.00	1375.00	06/30/01	1375.00	0.00	0.00	1375.00
001275	000	01/01/92	223.00	SLMM	P 08 00	0.00	223.00	06/30/01	223.00	0.00	0.00	223.00
001276	000	01/01/92	223.00	SLMM	P 08 00	0.00	223.00	06/30/01	223.00	0.00	0.00	223.00
001277	000	01/01/92	223.00	SLMM	P 08 00	0.00	223.00	06/30/01	223.00	0.00	0.00	223.00
001278	000	01/01/92	223.00	SLMM	P 08 00	0.00	223.00	06/30/01	223.00	0.00	0.00	223.00
001279	000	01/01/92	223.00	SLMM	P 08 00	0.00	223.00	06/30/01	223.00	0.00	0.00	223.00
000448	000	07/01/92	11131.87	SLMM	P 10 00	0.00	11131.87	05/31/02	10018.65	92.80	1113.22	11131.87
000449	000	07/01/92	9506.88	SLMM	P 10 00	0.00	9506.88	05/31/02	8556.21	79.21	950.67	9506.88
000450	000	07/01/92	26893.00	SLMM	P 10 00	0.00	26893.00	05/31/02	24203.70	224.11	2689.30	26893.00
000451	000	07/01/92	5496.17	SLMM	P 10 00	0.00	5496.17	05/31/02	4946.58	45.78	549.59	5496.17
000452	000	07/01/92	11607.00	SLMM	P 10 00	0.00	11607.00	05/31/02	10446.30	96.73	1160.70	11607.00
000453	000	07/01/92	12148.59	SLMM	P 10 00	0.00	12148.59	05/31/02	10933.74	101.23	1214.85	12148.59
000454	000	07/01/92	6745.85	SLMM	P 10 00	0.00	6745.85	05/31/02	6071.31	56.17	674.54	6745.85
000455	000	07/01/92	6827.46	SLMM	P 10 00	0.00	6827.46	05/31/02	6144.75	56.86	682.71	6827.46
000456	000	07/01/92	6827.46	SLMM	P 10 00	0.00	6827.46	05/31/02	6144.75	56.86	682.71	6827.46
000457	000	07/01/92	8561.88	SLMM	P 10 00	0.00	8561.88	05/31/02	7705.71	71.33	856.17	8561.88
000458	000	07/01/92	12222.11	SLMM	P 10 00	0.00	12222.11	05/31/02	10999.89	101.87	1222.22	12222.11
000459	000	07/01/92	4349.44	SLMM	P 10 00	0.00	4349.44	05/31/02	3914.46	36.29	434.98	4349.44
000460	000	07/01/92	26630.59	SLMM	P 10 00	0.00	26630.59	05/31/02	23967.54	221.92	2663.05	26630.59
000461	000	07/01/92	5044.22	SLMM	P 10 00	0.00	5044.22	05/31/02	4539.78	42.06	504.44	5044.22
000462	000	07/01/92	5737.78	SLMM	P 10 00	0.00	5737.78	05/31/02	5164.02	47.80	573.76	5737.78
000463	000	07/01/92	6971.12	SLMM	P 10 00	0.00	6971.12	05/31/02	6273.99	58.12	697.13	6971.12
000464	000	07/01/92	4911.91	SLMM	P 10 00	0.00	4911.91	05/31/02	4420.71	40.95	491.20	4911.91
000465	000	07/01/92	4911.91	SLMM	P 10 00	0.00	4911.91	05/31/02	4420.71	40.95	491.20	4911.91

AMERICAN SOCIETY OF MECH ENG
DEPRECIATION EXPENSE REPORT

as of 06/30/2002

SYS No	Ext	In Svc Date	Acquired Value	Dep Meth	P Est T Life	Salvage/ Sect 179	Depreciable Basis	Prev Thru	Prior Accum Depreciation	Depreciation This Run	Current Year to Date	Curr Accum Depreciation Key
000466	000	07/01/92	4911.91	SLMM	P 10 00	0.00	4911.91	05/31/02	4420.71	40.95	491.20	4911.91
000467	000	07/01/92	4911.91	SLMM	P 10 00	0.00	4911.91	05/31/02	4420.71	40.95	491.20	4911.91
000468	000	07/01/92	5737.78	SLMM	P 10 00	0.00	5737.78	05/31/02	5164.02	47.80	573.76	5737.78
000469	000	07/01/92	6971.12	SLMM	P 10 00	0.00	6971.12	05/31/02	6273.99	58.12	697.13	6971.12
000470	000	07/01/92	6971.12	SLMM	P 10 00	0.00	6971.12	05/31/02	6273.99	58.12	697.13	6971.12
000471	000	07/01/92	15088.97	SLMM	P 10 00	0.00	15088.97	05/31/02	13580.10	125.72	1508.87	15088.97
000472	000	07/01/92	7825.67	SLMM	P 10 00	0.00	7825.67	05/31/02	7043.13	65.19	782.54	7825.67
000473	000	07/01/92	5956.94	SLMM	P 10 00	0.00	5956.94	05/31/02	5361.21	49.69	595.73	5956.94
000474	000	07/01/92	5956.94	SLMM	P 10 00	0.00	5956.94	05/31/02	5361.21	49.69	595.73	5956.94
000479	000	07/01/92	15508.86	SLMM	P 10 00	0.00	15508.86	05/31/02	13958.01	129.21	1550.85	15508.86
001167	000	07/01/92	3355.00	SLMM	P 05 00	0.00	3355.00	06/30/01	3355.00	0.00	0.00	3355.00
000484	000	01/01/93	2437.23	SLMM	P 10 00	0.00	2437.23	05/31/02	2071.59	20.31	243.72	2315.31
000485	000	01/01/93	5562.45	SLMM	P 10 00	0.00	5562.45	05/31/02	4728.12	46.36	556.25	5284.37
000486	000	01/01/93	5665.97	SLMM	P 10 00	0.00	5665.97	05/31/02	4816.10	47.22	566.60	5382.70
000487	000	01/01/93	2295.43	SLMM	P 10 00	0.00	2295.43	05/31/02	1951.09	19.13	229.54	2180.63
000488	000	01/01/93	2295.43	SLMM	P 10 00	0.00	2295.43	05/31/02	1951.09	19.13	229.54	2180.63
000489	000	01/01/93	2295.43	SLMM	P 10 00	0.00	2295.43	05/31/02	1951.09	19.13	229.54	2180.63
000490	000	01/01/93	2295.43	SLMM	P 10 00	0.00	2295.43	05/31/02	1951.09	19.13	229.54	2180.63
000491	000	01/01/93	2236.07	SLMM	P 10 00	0.00	2236.07	05/31/02	1900.68	18.64	223.61	2124.29
000492	000	01/01/93	2295.43	SLMM	P 10 00	0.00	2295.43	05/31/02	1951.09	19.13	229.54	2180.63
000493	000	01/01/93	2295.43	SLMM	P 10 00	0.00	2295.43	05/31/02	1951.09	19.13	229.54	2180.63
000494	000	01/01/93	2295.43	SLMM	P 10 00	0.00	2295.43	05/31/02	1951.09	19.13	229.54	2180.63
000495	000	01/01/93	2295.43	SLMM	P 10 00	0.00	2295.43	05/31/02	1951.09	19.13	229.54	2180.63
000496	000	01/01/93	2295.43	SLMM	P 10 00	0.00	2295.43	05/31/02	1951.09	19.13	229.54	2180.63
000497	000	01/01/93	3957.51	SLMM	P 10 00	0.00	3957.51	05/31/02	3363.88	32.98	395.75	3759.63
000498	000	01/01/93	2236.07	SLMM	P 10 00	0.00	2236.07	05/31/02	1900.68	18.64	223.61	2124.29
000499	000	01/01/93	1026.08	SLMM	P 10 00	0.00	1026.08	05/31/02	872.18	8.56	102.61	974.79
000500	000	01/01/93	3307.20	SLMM	P 10 00	0.00	3307.20	05/31/02	2811.12	27.56	330.72	3141.84
000501	000	01/01/93	3307.20	SLMM	P 10 00	0.00	3307.20	05/31/02	2811.12	27.56	330.72	3141.84
000502	000	01/01/93	1355.21	SLMM	P 10 00	0.00	1355.21	05/31/02	1151.92	11.30	135.52	1287.44
000503	000	01/01/93	3307.20	SLMM	P 10 00	0.00	3307.20	05/31/02	2811.12	27.56	330.72	3141.84
000504	000	01/01/93	3307.20	SLMM	P 10 00	0.00	3307.20	05/31/02	2811.12	27.56	330.72	3141.84
000505	000	01/01/93	3307.20	SLMM	P 10 00	0.00	3307.20	05/31/02	2811.12	27.56	330.72	3141.84
000506	000	01/01/93	4063.91	SLMM	P 10 00	0.00	4063.91	05/31/02	3454.32	33.87	406.39	3860.71
000507	000	01/01/93	3750.28	SLMM	P 10 00	0.00	3750.28	05/31/02	3187.75	31.26	375.03	3562.78
000508	000	01/01/93	9004.70	SLMM	P 10 00	0.00	9004.70	05/31/02	7654.00	75.04	900.47	8554.47
000509	000	01/01/93	3376.76	SLMM	P 10 00	0.00	3376.76	05/31/02	2870.28	28.14	337.68	3207.96
000510	000	01/01/93	3376.76	SLMM	P 10 00	0.00	3376.76	05/31/02	2870.28	28.14	337.68	3207.96
000511	000	01/01/93	3376.76	SLMM	P 10 00	0.00	3376.76	05/31/02	2870.28	28.14	337.68	3207.96
000512	000	01/01/93	3376.76	SLMM	P 10 00	0.00	3376.76	05/31/02	2870.28	28.14	337.68	3207.96
000513	000	01/01/93	2750.92	SLMM	P 10 00	0.00	2750.92	05/31/02	2338.27	22.93	275.09	2613.36
000514	000	01/01/93	3595.79	SLMM	P 10 00	0.00	3595.79	05/31/02	3056.43	29.97	359.58	3416.01
000515	000	01/01/93	2717.65	SLMM	P 10 00	0.00	2717.65	05/31/02	2310.04	22.65	271.77	2581.81
000516	000	01/01/93	2168.23	SLMM	P 10 00	0.00	2168.23	05/31/02	1842.97	18.07	216.82	2059.79
000517	000	01/01/93	3310.56	SLMM	P 10 00	0.00	3310.56	05/31/02	2814.01	27.59	331.06	3145.07
000518	000	01/01/93	2158.69	SLMM	P 10 00	0.00	2158.69	05/31/02	1834.90	17.99	215.87	2050.77

AMERICAN SOCIETY OF MECH ENG DEPRECIATION EXPENSE REPORT

as of 06/30/2002

SYS No	Ext	In Svc Date	Acquired Value	Dep Meth	P Est T Life	Salvage/ Sect 179	Depreciable Basis	Prev Thru	Prior Accum Depreciation	Depreciation This Run	Current Year to Date	Curr Accum Depreciation Key
000519	000	01/01/93	2158.69	SLMM	P 10 00	0.00	2158.69	05/31/02	1834.90	17.99	215.87	2050.77
000520	000	01/01/93	2299.14	SLMM	P 10 00	0.00	2299.14	05/31/02	1954.24	19.16	229.91	2184.15
000521	000	01/01/93	2299.14	SLMM	P 10 00	0.00	2299.14	05/31/02	1954.24	19.16	229.91	2184.15
000522	000	01/01/93	2654.77	SLMM	P 10 00	0.00	2654.77	05/31/02	2256.58	22.13	265.48	2522.06
000523	000	01/01/93	2177.77	SLMM	P 10 00	0.00	2177.77	05/31/02	1851.13	18.15	217.78	2068.91
000524	000	01/01/93	1019.19	SLMM	P 10 00	0.00	1019.19	05/31/02	866.32	8.50	101.92	968.24
000525	000	01/01/93	1019.19	SLMM	P 10 00	0.00	1019.19	05/31/02	866.32	8.50	101.92	968.24
000526	000	01/01/93	1019.19	SLMM	P 10 00	0.00	1019.19	05/31/02	866.32	8.50	101.92	968.24
000527	000	01/01/93	1019.19	SLMM	P 10 00	0.00	1019.19	05/31/02	866.32	8.50	101.92	968.24
000528	000	01/01/93	1701.30	SLMM	P 10 00	0.00	1701.30	05/31/02	1446.11	14.18	170.13	1616.24
000529	000	01/01/93	2123.71	SLMM	P 10 00	0.00	2123.71	05/31/02	1805.15	17.70	212.37	2017.52
000530	000	01/01/93	2635.69	SLMM	P 10 00	0.00	2635.69	05/31/02	2240.35	21.97	263.57	2503.92
000531	000	01/01/93	44156.84	SLMM	P 10 00	0.00	44156.84	05/31/02	37533.28	367.98	4415.68	41948.96
001003	000	01/01/93	4031.30	SLMM	P 10 00	0.00	4031.30	05/31/02	3426.59	33.60	403.13	3829.72
001004	000	01/01/93	6554.00	SLMM	P 10 00	0.00	6554.00	05/31/02	5570.90	54.62	655.40	6226.30
001005	000	01/01/93	1255.57	SLMM	P 10 00	0.00	1255.57	05/31/02	1067.26	10.47	125.56	1192.82
001006	000	01/01/93	6292.16	SLMM	P 10 00	0.00	6292.16	05/31/02	5348.37	52.44	629.22	5977.59
001007	000	01/01/93	4470.55	SLMM	P 10 00	0.00	4470.55	05/31/02	3800.01	37.26	447.06	4247.07
001008	000	01/01/93	1683.28	SLMM	P 10 00	0.00	1683.28	05/31/02	1430.80	14.03	168.33	1599.13
001009	000	01/01/93	2068.59	SLMM	P 10 00	0.00	2068.59	05/31/02	1758.31	17.24	206.86	1965.17
001010	000	01/01/93	394.80	SLMM	P 10 00	0.00	394.80	05/31/02	335.58	3.29	39.48	375.06
001012	000	01/01/93	2283.24	SLMM	P 10 00	0.00	2283.24	05/31/02	1940.72	19.03	228.32	2169.04
001013	000	01/01/93	5442.57	SLMM	P 10 00	0.00	5442.57	05/31/02	4626.21	45.36	544.26	5170.47
001014	000	01/01/93	2276.88	SLMM	P 10 00	0.00	2276.88	05/31/02	1935.36	18.98	227.69	2163.05
001015	000	01/01/93	2276.88	SLMM	P 10 00	0.00	2276.88	05/31/02	1935.36	18.98	227.69	2163.05
001016	000	01/01/93	2059.05	SLMM	P 10 00	0.00	2059.05	05/31/02	1750.23	17.16	205.91	1956.14
001017	000	01/01/93	1712.43	SLMM	P 10 00	0.00	1712.43	05/31/02	1455.54	14.27	171.24	1626.78
001018	000	01/01/93	2084.49	SLMM	P 10 00	0.00	2084.49	05/31/02	1771.83	17.38	208.45	1980.28
001019	000	01/01/93	1787.16	SLMM	P 10 00	0.00	1787.16	05/31/02	1519.12	14.90	178.72	1697.84
001020	000	01/01/93	1002.23	SLMM	P 10 00	0.00	1002.23	05/31/02	851.87	8.36	100.22	952.09
001021	000	01/01/93	4386.81	SLMM	P 10 00	0.00	4386.81	05/31/02	3728.78	36.56	438.68	4167.46
001022	000	01/01/93	2997.68	SLMM	P 10 00	0.00	2997.68	05/31/02	2548.04	24.99	299.77	2847.81
001023	000	01/01/93	4060.13	SLMM	P 10 00	0.00	4060.13	05/31/02	3451.09	33.84	406.01	3857.10
001024	000	01/01/93	3075.06	SLMM	P 10 00	0.00	3075.06	05/31/02	2613.83	25.63	307.51	2921.34
001026	000	01/01/93	7226.55	SLMM	P 10 00	0.00	7226.55	05/31/02	6142.61	60.23	722.66	6865.27
001027	000	01/01/93	13411.54	SLMM	P 10 00	0.00	13411.54	05/31/02	11399.78	111.77	1341.15	12740.93
001028	000	01/01/93	9465.80	SLMM	P 10 00	0.00	9465.80	05/31/02	8045.93	78.89	946.58	8992.51
001030	000	01/01/93	35470.25	SLMM	P 10 00	0.00	35470.25	05/31/02	30149.75	295.59	3547.03	33696.78
001031	000	01/01/93	1078.20	SLMM	P 10 00	0.00	1078.20	05/31/02	916.47	8.99	107.82	1024.29
001032	000	01/01/93	4000.00	SLMM	P 10 00	0.00	4000.00	05/31/02	3400.00	33.34	400.00	3800.00
001147	000	07/01/93	3990.60	SLMM	P 10 00	0.00	3990.60	05/31/02	3192.48	33.26	399.06	3591.54
001849	000	01/01/94	1202.50	SLMM	P 05 00	0.00	1202.50	06/30/01	1202.50	0.00	0.00	1202.50
001850	000	01/01/94	5000.00	SLMM	P 05 00	0.00	5000.00	06/30/01	5000.00	0.00	0.00	5000.00
001851	000	01/01/94	-14000.00	SLMM	P 05 00	0.00	-14000.00	06/30/01	-14000.00	0.00	0.00	-14000.00
001872	000	01/01/94	6042.50	SLMM	P 10 00	0.00	6042.50	05/31/02	4531.88	50.36	604.25	5136.13
001964	000	01/01/94	9826.00	SLMM	P 10 00	0.00	9826.00	05/31/02	7369.50	81.89	982.60	8352.10

AMERICAN SOCIETY OF MECH ENG DEPRECIATION EXPENSE REPORT

as of 06/30/2002

SYS No	Ext	In Svc Date	Acquired Value	Dep Meth	P Est T Life	Salvage/ Sect 179	Depreciable Basis	Prev Thru	Prior Accum Depreciation	Depreciation This Run	Current Year to Date	Curr Accum Depreciation Key
001971	000	06/01/94	8987.76	SLMM	P 10 00	0.00	8987.76	05/31/02	6366.36	74.90	898.78	7265.14
001983	000	07/01/94	5442.60	SLMM	P 10 00	0.00	5442.60	05/31/02	3809.82	45.36	544.26	4354.08
001984	000	07/01/94	3139.50	SLMM	P 10 00	0.00	3139.50	05/31/02	2197.65	26.17	313.95	2511.60
001986	000	07/01/94	2920.00	SLMM	P 05 00	0.00	2920.00	06/30/01	2920.00	0.00	0.00	2920.00
002132	000	01/01/95	1578.20	SLMM	P 10 00	0.00	1578.20	05/31/02	1025.83	13.16	157.82	1183.65
002135	000	02/01/95	2800.00	SLMM	P 05 00	0.00	2800.00	06/30/01	2800.00	0.00	0.00	2800.00
002197	000	06/01/95	10987.87	SLMM	P 10 00	0.00	10987.87	05/31/02	6684.31	91.57	1098.79	7783.10
002207	000	07/01/95	4513.20	SLMM	P 10 00	0.00	4513.20	05/31/02	2707.92	37.61	451.32	3159.24
002208	000	07/01/95	2161.93	SLMM	P 10 00	0.00	2161.93	05/31/02	1297.14	18.02	216.19	1513.33
002206	000	08/01/95	2610.00	SLMM	P 05 00	0.00	2610.00	06/30/01	2610.00	0.00	0.00	2610.00
002214	000	08/01/95	2660.00	SLMM	P 05 00	0.00	2660.00	06/30/01	2660.00	0.00	0.00	2660.00
002085	000	11/01/95	89626.54	SLMM	P 10 00	0.00	89626.54	05/31/02	50788.35	746.89	8962.65	59751.00
002365	000	11/01/95	1329.60	SLMM	P 10 00	0.00	1329.60	05/31/02	753.44	11.08	132.96	886.40
002367	000	11/01/95	996.60	SLMM	P 10 00	0.00	996.60	05/31/02	564.74	8.31	99.66	664.40
002368	000	12/01/95	2750.00	SLMM	P 05 00	0.00	2750.00	06/30/01	2750.00	0.00	0.00	2750.00
000586	000	02/01/96	3877.60	SLMM	P 05 00	0.00	3877.60	06/30/01	3877.60	0.00	0.00	3877.60
000719	000	02/01/96	1965.80	SLMM	P 10 00	0.00	1965.80	05/31/02	1064.81	16.39	196.58	1261.39
000965	000	02/01/96	2750.00	SLMM	P 05 00	0.00	2750.00	06/30/01	2750.00	0.00	0.00	2750.00
001043	000	02/01/96	495.35	SLMM	P 03 00	0.00	495.35	06/30/01	495.35	0.00	0.00	495.35
001491	000	02/01/96	2000.00	SLMM	P 05 00	0.00	2000.00	06/30/01	2000.00	0.00	0.00	2000.00
001874	000	02/01/96	8153.57	SLMM	P 10 00	0.00	8153.57	05/31/02	4416.53	67.95	815.36	5231.89
002410	000	04/01/96	2750.00	SLMM	P 05 00	0.00	2750.00	06/30/01	2750.00	0.00	0.00	2750.00
002415	000	04/01/96	792.40	SLMM	P 10 00	0.00	792.40	05/31/02	416.01	6.61	79.24	495.25
002416	000	04/01/96	792.40	SLMM	P 10 00	0.00	792.40	05/31/02	416.01	6.61	79.24	495.25
002417	000	04/01/96	792.40	SLMM	P 10 00	0.00	792.40	05/31/02	416.01	6.61	79.24	495.25
002418	000	04/01/96	792.40	SLMM	P 10 00	0.00	792.40	05/31/02	416.01	6.61	79.24	495.25
002419	000	04/01/96	792.40	SLMM	P 10 00	0.00	792.40	05/31/02	416.01	6.61	79.24	495.25
002491	000	06/01/96	1289.53	SLMM	P 10 00	0.00	1289.53	05/31/02	655.50	10.75	128.95	784.45
002493	000	06/01/96	9441.39	SLMM	P 10 00	0.00	9441.39	05/31/02	4799.38	78.68	944.14	5743.52
002527	000	08/01/96	2750.00	SLMM	P 05 00	0.00	2750.00	07/31/01	2704.17	0.00	45.83	2750.00
002528	000	08/01/96	2750.00	SLMM	P 05 00	0.00	2750.00	07/31/01	2704.17	0.00	45.83	2750.00
002615	000	10/01/96	67999.00	SLMM	P 05 00	0.00	67999.00	09/30/01	64599.05	0.00	3399.95	67999.00
002669	000	12/01/96	28930.10	SLMM	P 10 00	0.00	28930.10	05/31/02	13259.63	241.09	2893.01	16152.64
002674	000	01/01/97	1726.20	SLMM	P 10 00	0.00	1726.20	05/31/02	776.79	14.39	172.62	949.41
002675	000	01/01/97	1018.57	SLMM	P 10 00	0.00	1018.57	05/31/02	458.37	8.49	101.86	560.23
002676	000	01/01/97	132.00	SLMM	P 10 00	0.00	132.00	05/31/02	59.40	1.10	13.20	72.60
002697	000	02/01/97	62.18	SLMM	P 10 00	0.00	62.18	05/31/02	27.47	0.52	6.22	33.69
002728	000	04/01/97	2320.00	SLMM	P 05 00	0.00	2320.00	03/31/02	1972.00	0.00	348.00	2320.00
002758	000	05/01/97	1385.72	SLMM	P 10 00	0.00	1385.72	05/31/02	577.38	11.55	138.57	715.95
002759	000	05/01/97	1594.38	SLMM	P 10 00	0.00	1594.38	05/31/02	664.33	13.29	159.44	823.77
002760	000	05/01/97	1897.20	SLMM	P 10 00	0.00	1897.20	05/31/02	790.50	15.81	189.72	980.22
002767	000	06/01/97	4356.83	SLMM	P 10 00	0.00	4356.83	05/31/02	1779.03	36.31	435.68	2214.71
002908	000	10/01/97	192.60	SLMM	P 10 00	0.00	192.60	05/31/02	72.23	1.61	19.26	91.49
002909	000	10/01/97	1614.09	SLMM	P 10 00	0.00	1614.09	05/31/02	605.29	13.46	161.41	766.70
002983	000	06/01/98	4900.00	SLMM	P 05 00	0.00	4900.00	05/31/02	3021.67	81.67	980.00	4001.67
002995	000	09/01/98	528667.27	SLMM	P 10 00	0.00	528667.27	05/31/02	207061.34	4405.57	52866.73	259928.07

AMERICAN SOCIETY OF MECH ENG
DEPRECIATION EXPENSE REPORT

as of 06/30/2002

SYS No	Ext	In Svc Date	Acquired Value	Dep Meth	P Est T Life	Salvage/ Sect 179	Depreciable Basis	Prev Thru	Prior Accum Depreciation	Depreciation This Run	Current Year to Date	Curr Accum Depreciation Key
002998	000	09/01/98	7221.00	SLMM	P 05 00	0.00	7221.00	05/31/02	4091.90	120.35	1444.20	5536.10
003009	000	09/01/98	202344.58	SLMM	P 05 00	0.00	202344.58	05/31/02	114661.94	3372.41	40468.92	155130.86
003036	000	09/01/98	261612.99	SLMM	P 15 00	0.00	261612.99	05/31/02	52322.61	1453.41	17440.87	69763.48
003037	000	09/01/98	259984.88	SLMM	P 15 00	0.00	259984.88	05/31/02	51996.98	1444.37	17332.33	69329.31
003038	000	09/01/98	194307.96	SLMM	P 15 00	0.00	194307.96	05/31/02	38861.59	1079.49	12953.86	51815.45
003039	000	09/01/98	298460.78	SLMM	P 15 00	0.00	298460.78	05/31/02	59692.17	1658.12	19897.39	79589.56
003302	000	10/01/98	7335.90	SLMM	P 10 00	0.00	7335.90	05/31/02	2017.37	61.14	733.59	2750.96
003321	000	10/01/98	17970.00	SLMM	P 05 00	0.00	17970.00	05/31/02	9883.50	299.50	3594.00	13477.50
003322	000	10/01/98	25430.00	SLMM	P 05 00	0.00	25430.00	05/31/02	13986.50	423.84	5086.00	19072.50
003324	000	11/01/98	110155.52	SLMM	P 15 00	0.00	110155.52	05/31/02	20195.17	611.98	7343.70	27538.87
003325	000	11/01/98	2549.00	SLMM	P 05 00	0.00	2549.00	05/31/02	1359.47	42.49	509.80	1869.27
003326	000	11/01/98	1099.99	SLMM	P 05 00	0.00	1099.99	05/31/02	586.67	18.34	220.00	806.67
003334	000	12/01/98	234.00	SLMM	P 05 00	0.00	234.00	05/31/02	120.90	3.90	46.80	167.70
003335	000	12/01/98	234.00	SLMM	P 05 00	0.00	234.00	05/31/02	120.90	3.90	46.80	167.70
003337	000	12/01/98	2549.00	SLMM	P 05 00	0.00	2549.00	05/31/02	1316.98	42.49	509.80	1826.78
003338	000	12/01/98	2549.00	SLMM	P 05 00	0.00	2549.00	05/31/02	1316.98	42.49	509.80	1826.78
003339	000	12/01/98	2549.00	SLMM	P 05 00	0.00	2549.00	05/31/02	1316.98	42.49	509.80	1826.78
003342	000	12/01/98	10579.37	SLMM	P 10 00	0.00	10579.37	05/31/02	3614.61	88.17	1057.94	4672.55
003390	000	12/01/98	21954.00	SLMM	P 10 00	0.00	21954.00	05/31/02	7500.95	182.95	2195.40	9696.35
003412	000	12/01/98	63783.55	SLMM	P 15 00	0.00	63783.55	05/31/02	11162.13	354.36	4252.24	15414.37
003413	000	12/01/98	60858.64	SLMM	P 15 00	0.00	60858.64	05/31/02	10650.26	338.11	4057.24	14707.50
003423	000	01/01/99	54970.13	SLMM	P 05 00	0.00	54970.13	05/31/02	27485.07	916.17	10994.03	38479.10
003427	000	01/01/99	8124.50	SLMM	P 10 00	0.00	8124.50	05/31/02	2640.46	67.71	812.45	3452.91
003504	000	02/01/99	1205.00	SLMM	P 05 00	0.00	1205.00	05/31/02	582.42	20.09	241.00	823.42
003505	000	02/01/99	1205.00	SLMM	P 05 00	0.00	1205.00	05/31/02	582.42	20.09	241.00	823.42
003506	000	02/01/99	1205.00	SLMM	P 05 00	0.00	1205.00	05/31/02	582.42	20.09	241.00	823.42
003507	000	02/01/99	1205.00	SLMM	P 05 00	0.00	1205.00	05/31/02	582.42	20.09	241.00	823.42
003508	000	02/01/99	1205.00	SLMM	P 05 00	0.00	1205.00	05/31/02	582.42	20.09	241.00	823.42
003509	000	02/01/99	1205.00	SLMM	P 05 00	0.00	1205.00	05/31/02	582.42	20.09	241.00	823.42
003510	000	02/01/99	1205.00	SLMM	P 05 00	0.00	1205.00	05/31/02	582.42	20.09	241.00	823.42
003511	000	02/01/99	1205.00	SLMM	P 05 00	0.00	1205.00	05/31/02	582.42	20.09	241.00	823.42
003512	000	02/01/99	1205.00	SLMM	P 05 00	0.00	1205.00	05/31/02	582.42	20.09	241.00	823.42
003513	000	02/01/99	1205.00	SLMM	P 05 00	0.00	1205.00	05/31/02	582.42	20.09	241.00	823.42
003514	000	02/01/99	1205.00	SLMM	P 05 00	0.00	1205.00	05/31/02	582.42	20.09	241.00	823.42
003515	000	02/01/99	1205.00	SLMM	P 05 00	0.00	1205.00	05/31/02	582.42	20.09	241.00	823.42
003516	000	02/01/99	1205.00	SLMM	P 05 00	0.00	1205.00	05/31/02	582.42	20.09	241.00	823.42
003517	000	02/01/99	1205.00	SLMM	P 05 00	0.00	1205.00	05/31/02	582.42	20.09	241.00	823.42
003518	000	02/01/99	1205.00	SLMM	P 05 00	0.00	1205.00	05/31/02	582.42	20.09	241.00	823.42
003519	000	02/01/99	1198.80	SLMM	P 05 00	0.00	1198.80	05/31/02	579.42	19.98	239.76	819.18
003520	000	02/01/99	1743.75	SLMM	P 05 00	0.00	1743.75	05/31/02	842.81	29.07	348.75	1191.56
003521	000	02/01/99	1743.75	SLMM	P 05 00	0.00	1743.75	05/31/02	842.81	29.07	348.75	1191.56
003522	000	02/01/99	1743.75	SLMM	P 05 00	0.00	1743.75	05/31/02	842.81	29.07	348.75	1191.56
003523	000	02/01/99	1743.75	SLMM	P 05 00	0.00	1743.75	05/31/02	842.81	29.07	348.75	1191.56
003524	000	02/01/99	18000.20	SLMM	P 05 00	0.00	18000.20	05/31/02	8700.10	300.01	3600.04	12300.14
003554	000	05/01/99	1550.00	SLMM	P 15 00	0.00	1550.00	05/31/02	223.88	8.62	103.33	327.21
003555	000	06/01/99	30421.49	SLMM	P 15 00	0.00	30421.49	05/31/02	4225.21	169.01	2028.10	6253.31

AMERICAN SOCIETY OF MECH ENG
DEPRECIATION EXPENSE REPORT

as of 06/30/2002

SYS No	Ext	In Svc Date	Acquired Value	Dep Meth	P Est T Life	Salvage/ Sect 179	Depreciable Basis	Prev Thru	Prior Accum Depreciation	Depreciation This Run	Current Year to Date	Curr Accum Depreciation Key
003571	000	09/01/99	150000.00	SLMM	P 05 00	0.00	150000.00	05/31/02	55000.00	2500.00	30000.00	85000.00
003579	000	09/01/99	3015.00	SLMM	P 05 00	0.00	3015.00	05/31/02	1105.50	50.25	603.00	1708.50
003660	000	01/01/00	21000.00	SLMM	P 05 00	0.00	21000.00	05/31/02	6300.00	350.00	4200.00	10500.00
003661	000	01/01/00	21000.00	SLMM	P 05 00	0.00	21000.00	05/31/02	6300.00	350.00	4200.00	10500.00
003683	000	02/01/00	2418.70	SLMM	P 10 00	0.00	2418.70	05/31/02	342.65	20.16	241.87	584.52
003687	000	03/01/00	12997.80	SLMM	P 10 00	0.00	12997.80	05/31/02	1733.04	108.32	1299.78	3032.82
003710	000	10/01/00	22800.00	SLMM	P 05 00	0.00	22800.00	05/31/02	3420.00	380.00	4560.00	7980.00
003711	000	10/01/00	26200.00	SLMM	P 05 00	0.00	26200.00	05/31/02	3930.00	436.67	5240.00	9170.00
003712	000	10/01/00	26200.00	SLMM	P 05 00	0.00	26200.00	05/31/02	3930.00	436.67	5240.00	9170.00
003722	000	12/01/00	8749.20	SLMM	P 15 00	0.00	8749.20	05/31/02	340.25	48.61	583.28	923.53
003768	000	04/01/01	3036.00	SLMM	P 05 00	0.00	3036.00	05/31/02	151.80	50.60	607.20	759.00
004030	000	11/01/01	15246.50	SLMM	P 10 00	0.00	15246.50	05/31/02	0.00	127.06	1016.43	1016.43
004031	000	11/01/01	11385.10	SLMM	P 10 00	0.00	11385.10	05/31/02	0.00	94.88	759.01	759.01
004032	000	11/01/01	1248.75	SLMM	P 10 00	0.00	1248.75	05/31/02	0.00	10.41	83.25	83.25
004033	000	11/01/01	2993.30	SLMM	P 10 00	0.00	2993.30	05/31/02	0.00	24.95	199.55	199.55
004064	000	04/01/02	4153.80	SLMM	P 10 00	0.00	4153.80	05/31/02	0.00	34.62	103.85	103.85
Count= 245												
G/L Asset Acct No: 1006000000010												
			3469428.09			0.00	3469428.09		1497093.47	29598.90	357675.90	1854769.37
Less disposals and transfers												
			3305.00			0.00	3305.00		3305.00			3305.00

Net			3466123.09			0.00	3466123.09		1493788.47	29598.90	357675.90	1851464.37
000627	000	11/01/84	111.25	SLMM	P 08 00	0.00	111.25	06/30/01	111.25	0.00	0.00	111.25
000628	000	11/01/84	30.60	SLMM	P 08 00	0.00	30.60	06/30/01	30.60	0.00	0.00	30.60
000629	000	11/01/84	31.72	SLMM	P 08 00	0.00	31.72	06/30/01	31.72	0.00	0.00	31.72
000630	000	11/01/84	184.75	SLMM	P 08 00	0.00	184.75	06/30/01	184.75	0.00	0.00	184.75
000722	000	11/01/84	220.00	SLMM	P 08 00	0.00	220.00	06/30/01	220.00	0.00	0.00	220.00
000725	000	11/01/84	217.00	SLMM	P 08 00	0.00	217.00	06/30/01	217.00	0.00	0.00	217.00
000726	000	11/01/84	427.70	SLMM	P 08 00	0.00	427.70	06/30/01	427.70	0.00	0.00	427.70
000727	000	11/01/84	329.00	SLMM	P 08 00	0.00	329.00	06/30/01	329.00	0.00	0.00	329.00
000729	000	11/01/84	297.00	SLMM	P 08 00	0.00	297.00	06/30/01	297.00	0.00	0.00	297.00
000735	000	11/01/84	600.00	SLMM	P 08 00	0.00	600.00	06/30/01	600.00	0.00	0.00	600.00
001303	000	11/01/84	30.30	SLMM	P 08 00	0.00	30.30	06/30/01	30.30	0.00	0.00	30.30
001304	000	11/01/84	30.30	SLMM	P 08 00	0.00	30.30	06/30/01	30.30	0.00	0.00	30.30
001305	000	11/01/84	30.30	SLMM	P 08 00	0.00	30.30	06/30/01	30.30	0.00	0.00	30.30
001306	000	11/01/84	30.30	SLMM	P 08 00	0.00	30.30	06/30/01	30.30	0.00	0.00	30.30
001307	000	11/01/84	30.30	SLMM	P 08 00	0.00	30.30	06/30/01	30.30	0.00	0.00	30.30
001308	000	11/01/84	30.30	SLMM	P 08 00	0.00	30.30	06/30/01	30.30	0.00	0.00	30.30
001309	000	11/01/84	30.30	SLMM	P 08 00	0.00	30.30	06/30/01	30.30	0.00	0.00	30.30
001310	000	11/01/84	30.30	SLMM	P 08 00	0.00	30.30	06/30/01	30.30	0.00	0.00	30.30
001311	000	11/01/84	30.30	SLMM	P 08 00	0.00	30.30	06/30/01	30.30	0.00	0.00	30.30
001312	000	11/01/84	30.30	SLMM	P 08 00	0.00	30.30	06/30/01	30.30	0.00	0.00	30.30
001313	000	11/01/84	30.30	SLMM	P 08 00	0.00	30.30	06/30/01	30.30	0.00	0.00	30.30
001314	000	11/01/84	30.30	SLMM	P 08 00	0.00	30.30	06/30/01	30.30	0.00	0.00	30.30

AMERICAN SOCIETY OF MECH ENG DEPRECIATION EXPENSE REPORT

as of 06/30/2002

SYS No	Ext	In Svc Date	Acquired Value	Dep Meth	P Est T Life	Salvage/ Sect 179	Depreciable Basis	Prev Thru	Prior Accum Depreciation	Depreciation This Run	Current Year to Date	Curr Accum Depreciation Key
001315	000	11/01/84	30.30	SLMM	P 08 00	0.00	30.30	06/30/01	30.30	0.00	0.00	30.30
001316	000	11/01/84	30.30	SLMM	P 08 00	0.00	30.30	06/30/01	30.30	0.00	0.00	30.30
001317	000	11/01/84	30.30	SLMM	P 08 00	0.00	30.30	06/30/01	30.30	0.00	0.00	30.30
001318	000	11/01/84	30.30	SLMM	P 08 00	0.00	30.30	06/30/01	30.30	0.00	0.00	30.30
001319	000	11/01/84	30.30	SLMM	P 08 00	0.00	30.30	06/30/01	30.30	0.00	0.00	30.30
001320	000	11/01/84	30.30	SLMM	P 08 00	0.00	30.30	06/30/01	30.30	0.00	0.00	30.30
001321	000	11/01/84	30.30	SLMM	P 08 00	0.00	30.30	06/30/01	30.30	0.00	0.00	30.30
001322	000	11/01/84	30.30	SLMM	P 08 00	0.00	30.30	06/30/01	30.30	0.00	0.00	30.30
001323	000	11/01/84	30.30	SLMM	P 08 00	0.00	30.30	06/30/01	30.30	0.00	0.00	30.30
001324	000	11/01/84	30.30	SLMM	P 08 00	0.00	30.30	06/30/01	30.30	0.00	0.00	30.30
001325	000	11/01/84	30.30	SLMM	P 08 00	0.00	30.30	06/30/01	30.30	0.00	0.00	30.30
001326	000	11/01/84	30.30	SLMM	P 08 00	0.00	30.30	06/30/01	30.30	0.00	0.00	30.30
001327	000	11/01/84	30.30	SLMM	P 08 00	0.00	30.30	06/30/01	30.30	0.00	0.00	30.30
001328	000	11/01/84	30.30	SLMM	P 08 00	0.00	30.30	06/30/01	30.30	0.00	0.00	30.30
001329	000	11/01/84	30.30	SLMM	P 08 00	0.00	30.30	06/30/01	30.30	0.00	0.00	30.30
001330	000	11/01/84	30.30	SLMM	P 08 00	0.00	30.30	06/30/01	30.30	0.00	0.00	30.30
001331	000	11/01/84	30.30	SLMM	P 08 00	0.00	30.30	06/30/01	30.30	0.00	0.00	30.30
001332	000	11/01/84	30.30	SLMM	P 08 00	0.00	30.30	06/30/01	30.30	0.00	0.00	30.30
001333	000	11/01/84	30.30	SLMM	P 08 00	0.00	30.30	06/30/01	30.30	0.00	0.00	30.30
001334	000	11/01/84	30.30	SLMM	P 08 00	0.00	30.30	06/30/01	30.30	0.00	0.00	30.30
001335	000	11/01/84	30.30	SLMM	P 08 00	0.00	30.30	06/30/01	30.30	0.00	0.00	30.30
001336	000	11/01/84	30.30	SLMM	P 08 00	0.00	30.30	06/30/01	30.30	0.00	0.00	30.30
001337	000	11/01/84	30.30	SLMM	P 08 00	0.00	30.30	06/30/01	30.30	0.00	0.00	30.30
001338	000	11/01/84	30.30	SLMM	P 08 00	0.00	30.30	06/30/01	30.30	0.00	0.00	30.30
001339	000	11/01/84	30.30	SLMM	P 08 00	0.00	30.30	06/30/01	30.30	0.00	0.00	30.30
001340	000	11/01/84	30.30	SLMM	P 08 00	0.00	30.30	06/30/01	30.30	0.00	0.00	30.30
001341	000	11/01/84	30.30	SLMM	P 08 00	0.00	30.30	06/30/01	30.30	0.00	0.00	30.30
001342	000	11/01/84	30.30	SLMM	P 08 00	0.00	30.30	06/30/01	30.30	0.00	0.00	30.30
001343	000	11/01/84	30.30	SLMM	P 08 00	0.00	30.30	06/30/01	30.30	0.00	0.00	30.30
001344	000	11/01/84	30.30	SLMM	P 08 00	0.00	30.30	06/30/01	30.30	0.00	0.00	30.30
001345	000	11/01/84	30.30	SLMM	P 08 00	0.00	30.30	06/30/01	30.30	0.00	0.00	30.30
001346	000	11/01/84	30.30	SLMM	P 08 00	0.00	30.30	06/30/01	30.30	0.00	0.00	30.30
001347	000	11/01/84	30.30	SLMM	P 08 00	0.00	30.30	06/30/01	30.30	0.00	0.00	30.30
001348	000	11/01/84	30.30	SLMM	P 08 00	0.00	30.30	06/30/01	30.30	0.00	0.00	30.30
001349	000	11/01/84	30.30	SLMM	P 08 00	0.00	30.30	06/30/01	30.30	0.00	0.00	30.30
001350	000	11/01/84	30.30	SLMM	P 08 00	0.00	30.30	06/30/01	30.30	0.00	0.00	30.30
001351	000	11/01/84	31.56	SLMM	P 08 00	0.00	31.56	06/30/01	31.56	0.00	0.00	31.56
001352	000	11/01/84	31.56	SLMM	P 08 00	0.00	31.56	06/30/01	31.56	0.00	0.00	31.56
001353	000	11/01/84	31.56	SLMM	P 08 00	0.00	31.56	06/30/01	31.56	0.00	0.00	31.56
001354	000	11/01/84	31.56	SLMM	P 08 00	0.00	31.56	06/30/01	31.56	0.00	0.00	31.56
001355	000	11/01/84	31.56	SLMM	P 08 00	0.00	31.56	06/30/01	31.56	0.00	0.00	31.56
001356	000	11/01/84	31.56	SLMM	P 08 00	0.00	31.56	06/30/01	31.56	0.00	0.00	31.56
001357	000	11/01/84	31.56	SLMM	P 08 00	0.00	31.56	06/30/01	31.56	0.00	0.00	31.56
001358	000	11/01/84	31.56	SLMM	P 08 00	0.00	31.56	06/30/01	31.56	0.00	0.00	31.56
001359	000	11/01/84	31.56	SLMM	P 08 00	0.00	31.56	06/30/01	31.56	0.00	0.00	31.56
001360	000	11/01/84	31.56	SLMM	P 08 00	0.00	31.56	06/30/01	31.56	0.00	0.00	31.56

AMERICAN SOCIETY OF MECH ENG
DEPRECIATION EXPENSE REPORT

as of 06/30/2002

SYS No	Ext	In Svc Date	Acquired Value	Dep Meth	P Est T Life	Salvage/ Sect 179	Depreciable Basis	Prev Thru	Prior Accum Depreciation	Depreciation This Run	Current Year to Date	Curr Accum Depreciation Key
001361	000	11/01/84	31.56	SLMM	P 08 00	0.00	31.56	06/30/01	31.56	0.00	0.00	31.56
001362	000	11/01/84	31.56	SLMM	P 08 00	0.00	31.56	06/30/01	31.56	0.00	0.00	31.56
001363	000	11/01/84	31.56	SLMM	P 08 00	0.00	31.56	06/30/01	31.56	0.00	0.00	31.56
001364	000	11/01/84	31.56	SLMM	P 08 00	0.00	31.56	06/30/01	31.56	0.00	0.00	31.56
001365	000	11/01/84	31.56	SLMM	P 08 00	0.00	31.56	06/30/01	31.56	0.00	0.00	31.56
001366	000	11/01/84	31.56	SLMM	P 08 00	0.00	31.56	06/30/01	31.56	0.00	0.00	31.56
001367	000	11/01/84	31.56	SLMM	P 08 00	0.00	31.56	06/30/01	31.56	0.00	0.00	31.56
001368	000	11/01/84	31.56	SLMM	P 08 00	0.00	31.56	06/30/01	31.56	0.00	0.00	31.56
001370	000	11/01/84	204.52	SLMM	P 08 00	0.00	204.52	06/30/01	204.52	0.00	0.00	204.52
001371	000	11/01/84	204.52	SLMM	P 08 00	0.00	204.52	06/30/01	204.52	0.00	0.00	204.52
001372	000	11/01/84	204.52	SLMM	P 08 00	0.00	204.52	06/30/01	204.52	0.00	0.00	204.52
001373	000	11/01/84	204.52	SLMM	P 08 00	0.00	204.52	06/30/01	204.52	0.00	0.00	204.52
001374	000	11/01/84	204.52	SLMM	P 08 00	0.00	204.52	06/30/01	204.52	0.00	0.00	204.52
001375	000	11/01/84	204.52	SLMM	P 08 00	0.00	204.52	06/30/01	204.52	0.00	0.00	204.52
001376	000	11/01/84	204.52	SLMM	P 08 00	0.00	204.52	06/30/01	204.52	0.00	0.00	204.52
001377	000	11/01/84	204.52	SLMM	P 08 00	0.00	204.52	06/30/01	204.52	0.00	0.00	204.52
001378	000	11/01/84	204.52	SLMM	P 08 00	0.00	204.52	06/30/01	204.52	0.00	0.00	204.52
001379	000	11/01/84	204.52	SLMM	P 08 00	0.00	204.52	06/30/01	204.52	0.00	0.00	204.52
001380	000	11/01/84	204.52	SLMM	P 08 00	0.00	204.52	06/30/01	204.52	0.00	0.00	204.52
001381	000	11/01/84	204.52	SLMM	P 08 00	0.00	204.52	06/30/01	204.52	0.00	0.00	204.52
001890	000	11/01/84	184.75	SLMM	P 08 00	0.00	184.75	06/30/01	184.75	0.00	0.00	184.75
001891	000	11/01/84	111.25	SLMM	P 08 00	0.00	111.25	06/30/01	111.25	0.00	0.00	111.25
001892	000	11/01/84	111.25	SLMM	P 08 00	0.00	111.25	06/30/01	111.25	0.00	0.00	111.25
001893	000	11/01/84	111.25	SLMM	P 08 00	0.00	111.25	06/30/01	111.25	0.00	0.00	111.25
001894	000	11/01/84	111.25	SLMM	P 08 00	0.00	111.25	06/30/01	111.25	0.00	0.00	111.25
001895	000	11/01/84	111.25	SLMM	P 08 00	0.00	111.25	06/30/01	111.25	0.00	0.00	111.25
001896	000	11/01/84	111.25	SLMM	P 08 00	0.00	111.25	06/30/01	111.25	0.00	0.00	111.25
001897	000	11/01/84	111.25	SLMM	P 08 00	0.00	111.25	06/30/01	111.25	0.00	0.00	111.25
001898	000	11/01/84	217.03	SLMM	P 08 00	0.00	217.03	06/30/01	217.03	0.00	0.00	217.03
001899	000	11/01/84	217.03	SLMM	P 08 00	0.00	217.03	06/30/01	217.03	0.00	0.00	217.03
001900	000	11/01/84	217.03	SLMM	P 08 00	0.00	217.03	06/30/01	217.03	0.00	0.00	217.03
001901	000	11/01/84	217.03	SLMM	P 08 00	0.00	217.03	06/30/01	217.03	0.00	0.00	217.03
001902	000	11/01/84	217.03	SLMM	P 08 00	0.00	217.03	06/30/01	217.03	0.00	0.00	217.03
001903	000	11/01/84	217.03	SLMM	P 08 00	0.00	217.03	06/30/01	217.03	0.00	0.00	217.03
001904	000	11/01/84	217.03	SLMM	P 08 00	0.00	217.03	06/30/01	217.03	0.00	0.00	217.03
001905	000	11/01/84	217.03	SLMM	P 08 00	0.00	217.03	06/30/01	217.03	0.00	0.00	217.03
001906	000	11/01/84	217.03	SLMM	P 08 00	0.00	217.03	06/30/01	217.03	0.00	0.00	217.03
001907	000	11/01/84	217.03	SLMM	P 08 00	0.00	217.03	06/30/01	217.03	0.00	0.00	217.03
001908	000	11/01/84	427.70	SLMM	P 08 00	0.00	427.70	06/30/01	427.70	0.00	0.00	427.70
001909	000	11/01/84	427.70	SLMM	P 08 00	0.00	427.70	06/30/01	427.70	0.00	0.00	427.70
001910	000	11/01/84	427.70	SLMM	P 08 00	0.00	427.70	06/30/01	427.70	0.00	0.00	427.70
001911	000	11/01/84	427.70	SLMM	P 08 00	0.00	427.70	06/30/01	427.70	0.00	0.00	427.70
001912	000	11/01/84	427.70	SLMM	P 08 00	0.00	427.70	06/30/01	427.70	0.00	0.00	427.70
001913	000	11/01/84	427.70	SLMM	P 08 00	0.00	427.70	06/30/01	427.70	0.00	0.00	427.70
001914	000	11/01/84	427.70	SLMM	P 08 00	0.00	427.70	06/30/01	427.70	0.00	0.00	427.70
001915	000	11/01/84	427.70	SLMM	P 08 00	0.00	427.70	06/30/01	427.70	0.00	0.00	427.70

AMERICAN SOCIETY OF MECH ENG DEPRECIATION EXPENSE REPORT

as of 06/30/2002

SYS No	Ext	In Svc Date	Acquired Value	Dep Meth	P Est T Life	Salvage/ Sect 179	Depreciable Basis	Prev Thru	Prior Accum Depreciation	Depreciation This Run	Current Year to Date	Curr Accum Depreciation Key
001916	000	11/01/84	427.70	SLMM	P 08 00	0.00	427.70	06/30/01	427.70	0.00	0.00	427.70
001917	000	11/01/84	329.00	SLMM	P 08 00	0.00	329.00	06/30/01	329.00	0.00	0.00	329.00
001918	000	11/01/84	329.00	SLMM	P 08 00	0.00	329.00	06/30/01	329.00	0.00	0.00	329.00
001919	000	11/01/84	329.00	SLMM	P 08 00	0.00	329.00	06/30/01	329.00	0.00	0.00	329.00
001920	000	11/01/84	329.00	SLMM	P 08 00	0.00	329.00	06/30/01	329.00	0.00	0.00	329.00
001921	000	11/01/84	329.00	SLMM	P 08 00	0.00	329.00	06/30/01	329.00	0.00	0.00	329.00
001922	000	11/01/84	329.00	SLMM	P 08 00	0.00	329.00	06/30/01	329.00	0.00	0.00	329.00
001923	000	11/01/84	329.00	SLMM	P 08 00	0.00	329.00	06/30/01	329.00	0.00	0.00	329.00
001924	000	11/01/84	329.00	SLMM	P 08 00	0.00	329.00	06/30/01	329.00	0.00	0.00	329.00
001925	000	11/01/84	329.00	SLMM	P 08 00	0.00	329.00	06/30/01	329.00	0.00	0.00	329.00
000734	000	12/01/84	18167.00	SLMM	P 08 00	0.00	18167.00	06/30/01	18167.00	0.00	0.00	18167.00
000736	000	12/01/84	204.57	SLMM	P 08 00	0.00	204.57	06/30/01	204.57	0.00	0.00	204.57
000737	000	12/01/84	10431.68	SLMM	P 08 00	0.00	10431.68	06/30/01	10431.68	0.00	0.00	10431.68
000738	000	12/01/84	137.40	SLMM	P 08 00	0.00	137.40	06/30/01	137.40	0.00	0.00	137.40
000741	000	12/01/84	28105.60	SLMM	P 08 00	0.00	28105.60	06/30/01	28105.60	0.00	0.00	28105.60
000743	000	12/01/84	4000.00	SLMM	P 08 00	0.00	4000.00	06/30/01	4000.00	0.00	0.00	4000.00
000744	000	12/01/84	3781.28	SLMM	P 08 00	0.00	3781.28	06/30/01	3781.28	0.00	0.00	3781.28
001627	000	12/01/84	137.40	SLMM	P 08 00	0.00	137.40	06/30/01	137.40	0.00	0.00	137.40
001628	000	12/01/84	137.40	SLMM	P 08 00	0.00	137.40	06/30/01	137.40	0.00	0.00	137.40
001629	000	12/01/84	137.40	SLMM	P 08 00	0.00	137.40	06/30/01	137.40	0.00	0.00	137.40
001630	000	12/01/84	137.40	SLMM	P 08 00	0.00	137.40	06/30/01	137.40	0.00	0.00	137.40
001631	000	12/01/84	137.40	SLMM	P 08 00	0.00	137.40	06/30/01	137.40	0.00	0.00	137.40
001632	000	12/01/84	137.40	SLMM	P 08 00	0.00	137.40	06/30/01	137.40	0.00	0.00	137.40
001633	000	12/01/84	137.40	SLMM	P 08 00	0.00	137.40	06/30/01	137.40	0.00	0.00	137.40
001634	000	12/01/84	137.40	SLMM	P 08 00	0.00	137.40	06/30/01	137.40	0.00	0.00	137.40
001635	000	12/01/84	137.40	SLMM	P 08 00	0.00	137.40	06/30/01	137.40	0.00	0.00	137.40
000742	000	01/01/85	481.66	SLMM	P 08 00	0.00	481.66	06/30/01	481.66	0.00	0.00	481.66
001382	000	01/01/85	481.67	SLMM	P 08 00	0.00	481.67	06/30/01	481.67	0.00	0.00	481.67
001383	000	01/01/85	481.67	SLMM	P 08 00	0.00	481.67	06/30/01	481.67	0.00	0.00	481.67
001931	000	01/01/85	130.00	SLMM	P 08 00	0.00	130.00	06/30/01	130.00	0.00	0.00	130.00
000745	000	02/01/85	5000.00	SLMM	P 08 00	0.00	5000.00	06/30/01	5000.00	0.00	0.00	5000.00
000747	000	02/01/85	857.50	SLMM	P 08 00	0.00	857.50	06/30/01	857.50	0.00	0.00	857.50
000748	000	02/01/85	857.50	SLMM	P 08 00	0.00	857.50	06/30/01	857.50	0.00	0.00	857.50
000749	000	03/01/85	7095.00	SLMM	P 08 00	0.00	7095.00	06/30/01	7095.00	0.00	0.00	7095.00
000751	000	04/01/85	7220.00	SLMM	P 08 00	0.00	7220.00	06/30/01	7220.00	0.00	0.00	7220.00
000752	000	05/01/85	500.00	SLMM	P 08 00	0.00	500.00	06/30/01	500.00	0.00	0.00	500.00
000753	000	05/01/85	875.30	SLMM	P 08 00	0.00	875.30	06/30/01	875.30	0.00	0.00	875.30
000757	000	10/01/85	401.88	SLMM	P 08 00	0.00	401.88	06/30/01	401.88	0.00	0.00	401.88
000964	000	10/01/85	803.75	SLMM	P 08 00	0.00	803.75	06/30/01	803.75	0.00	0.00	803.75
001622	000	10/01/85	401.87	SLMM	P 08 00	0.00	401.87	06/30/01	401.87	0.00	0.00	401.87
000758	000	11/01/85	288.06	SLMM	P 08 00	0.00	288.06	06/30/01	288.06	0.00	0.00	288.06
001636	000	11/01/85	288.07	SLMM	P 08 00	0.00	288.07	06/30/01	288.07	0.00	0.00	288.07
001637	000	11/01/85	288.07	SLMM	P 08 00	0.00	288.07	06/30/01	288.07	0.00	0.00	288.07
000760	000	05/01/86	199.19	SLMM	P 08 00	0.00	199.19	06/30/01	199.19	0.00	0.00	199.19
001935	000	05/01/86	199.19	SLMM	P 08 00	0.00	199.19	06/30/01	199.19	0.00	0.00	199.19
000761	000	06/01/86	701.95	SLMM	P 08 00	0.00	701.95	05/31/94	701.95	0.00	0.00	701.95

AMERICAN SOCIETY OF MECH ENG
DEPRECIATION EXPENSE REPORT

as of 06/30/2002

SYS No	Ext	In Svc Date	Acquired Value	Dep Meth	P Est T Life	Salvage/ Sect 179	Depreciable Basis	Prev Thru	Prior Accum Depreciation	Depreciation This Run	Current Year to Date	Curr Accum Depreciation Key
000762	000	06/01/86	324.00	SLMM	P 08 00	0.00	324.00	05/31/94	324.00	0.00	0.00	324.00
000763	000	06/01/86	324.00	SLMM	P 08 00	0.00	324.00	05/31/94	324.00	0.00	0.00	324.00
000765	000	09/01/86	468.00	SLMM	P 08 00	0.00	468.00	06/30/01	468.00	0.00	0.00	468.00
000766	000	09/01/86	431.00	SLMM	P 08 00	0.00	431.00	06/30/01	431.00	0.00	0.00	431.00
000767	000	10/01/86	777.00	SLMM	P 08 00	0.00	777.00	06/30/01	777.00	0.00	0.00	777.00
000768	000	11/01/86	7867.60	SLMM	P 08 00	0.00	7867.60	06/30/01	7867.60	0.00	0.00	7867.60
000770	000	11/01/86	6449.56	SLMM	P 08 00	0.00	6449.56	06/30/01	6449.56	0.00	0.00	6449.56
000771	000	11/01/86	5153.56	SLMM	P 08 00	0.00	5153.56	06/30/01	5153.56	0.00	0.00	5153.56
000772	000	12/01/86	270.00	SLMM	P 08 00	0.00	270.00	06/30/01	270.00	0.00	0.00	270.00
001936	000	12/01/86	270.00	SLMM	P 08 00	0.00	270.00	06/30/01	270.00	0.00	0.00	270.00
000773	000	02/01/87	1898.80	SLMM	P 08 00	0.00	1898.80	06/30/01	1898.80	0.00	0.00	1898.80
000774	000	05/01/87	514.75	SLMM	P 08 00	0.00	514.75	06/30/01	514.75	0.00	0.00	514.75
000775	000	05/01/87	446.71	SLMM	P 08 00	0.00	446.71	06/30/01	446.71	0.00	0.00	446.71
000776	000	05/01/87	446.71	SLMM	P 08 00	0.00	446.71	06/30/01	446.71	0.00	0.00	446.71
000777	000	06/01/87	2495.00	SLMM	P 08 00	0.00	2495.00	06/30/01	2495.00	0.00	0.00	2495.00
000778	000	06/01/87	8242.00	SLMM	P 08 00	0.00	8242.00	06/30/01	8242.00	0.00	0.00	8242.00
000779	000	09/01/87	4855.49	SLMM	P 08 00	0.00	4855.49	06/30/01	4855.49	0.00	0.00	4855.49
000781	000	06/01/88	14517.00	SLMM	P 08 00	0.00	14517.00	06/30/01	14517.00	0.00	0.00	14517.00
000782	000	08/01/88	946.00	SLMM	P 08 00	0.00	946.00	06/30/01	946.00	0.00	0.00	946.00
000783	000	08/01/88	170.63	SLMM	P 08 00	0.00	170.63	06/30/01	170.63	0.00	0.00	170.63
001963	000	08/01/88	170.63	SLMM	P 08 00	0.00	170.63	06/30/01	170.63	0.00	0.00	170.63
000784	000	03/01/89	169.00	SLMM	P 08 00	0.00	169.00	06/30/01	169.00	0.00	0.00	169.00
000785	000	03/01/89	169.00	SLMM	P 08 00	0.00	169.00	06/30/01	169.00	0.00	0.00	169.00
000786	000	03/01/89	169.00	SLMM	P 08 00	0.00	169.00	06/30/01	169.00	0.00	0.00	169.00
000787	000	03/01/89	169.00	SLMM	P 08 00	0.00	169.00	06/30/01	169.00	0.00	0.00	169.00
000788	000	03/01/89	196.00	SLMM	P 08 00	0.00	196.00	06/30/01	196.00	0.00	0.00	196.00
000789	000	03/01/89	196.00	SLMM	P 08 00	0.00	196.00	06/30/01	196.00	0.00	0.00	196.00
000790	000	03/01/89	196.00	SLMM	P 08 00	0.00	196.00	06/30/01	196.00	0.00	0.00	196.00
000791	000	03/01/89	196.00	SLMM	P 08 00	0.00	196.00	06/30/01	196.00	0.00	0.00	196.00
000792	000	03/01/89	196.00	SLMM	P 08 00	0.00	196.00	06/30/01	196.00	0.00	0.00	196.00
000793	000	03/01/89	196.00	SLMM	P 08 00	0.00	196.00	06/30/01	196.00	0.00	0.00	196.00
000794	000	03/01/89	196.00	SLMM	P 08 00	0.00	196.00	06/30/01	196.00	0.00	0.00	196.00
000795	000	03/01/89	196.00	SLMM	P 08 00	0.00	196.00	06/30/01	196.00	0.00	0.00	196.00
000796	000	03/01/89	196.00	SLMM	P 08 00	0.00	196.00	06/30/01	196.00	0.00	0.00	196.00
000797	000	03/01/89	35.00	SLMM	P 08 00	0.00	35.00	06/30/01	35.00	0.00	0.00	35.00
000798	000	03/01/89	35.00	SLMM	P 08 00	0.00	35.00	06/30/01	35.00	0.00	0.00	35.00
000799	000	03/01/89	35.00	SLMM	P 08 00	0.00	35.00	06/30/01	35.00	0.00	0.00	35.00
000800	000	03/01/89	35.00	SLMM	P 08 00	0.00	35.00	06/30/01	35.00	0.00	0.00	35.00
000801	000	03/01/89	35.00	SLMM	P 08 00	0.00	35.00	06/30/01	35.00	0.00	0.00	35.00
000802	000	03/01/89	35.00	SLMM	P 08 00	0.00	35.00	06/30/01	35.00	0.00	0.00	35.00
000803	000	03/01/89	35.00	SLMM	P 08 00	0.00	35.00	06/30/01	35.00	0.00	0.00	35.00
000804	000	03/01/89	35.00	SLMM	P 08 00	0.00	35.00	06/30/01	35.00	0.00	0.00	35.00
000805	000	03/01/89	35.00	SLMM	P 08 00	0.00	35.00	06/30/01	35.00	0.00	0.00	35.00
000806	000	03/01/89	35.00	SLMM	P 08 00	0.00	35.00	06/30/01	35.00	0.00	0.00	35.00
000808	000	03/01/89	58.90	SLMM	P 08 00	0.00	58.90	06/30/01	58.90	0.00	0.00	58.90
000809	000	03/01/89	58.90	SLMM	P 08 00	0.00	58.90	06/30/01	58.90	0.00	0.00	58.90

AMERICAN SOCIETY OF MECH ENG
DEPRECIATION EXPENSE REPORT

as of 06/30/2002

SYS No	Ext	In Svc Date	Acquired Value	Dep Meth	P Est T Life	Salvage/ Sect 179	Depreciable Basis	Prev Thru	Prior Accum Depreciation	Depreciation This Run	Current Year to Date	Curr Accum Depreciation Key
000810	000	03/01/89	58.90	SLMM	P 08 00	0.00	58.90	06/30/01	58.90	0.00	0.00	58.90
000811	000	03/01/89	58.90	SLMM	P 08 00	0.00	58.90	06/30/01	58.90	0.00	0.00	58.90
000812	000	03/01/89	58.90	SLMM	P 08 00	0.00	58.90	06/30/01	58.90	0.00	0.00	58.90
000813	000	03/01/89	84.75	SLMM	P 08 00	0.00	84.75	06/30/01	84.75	0.00	0.00	84.75
000814	000	03/01/89	84.75	SLMM	P 08 00	0.00	84.75	06/30/01	84.75	0.00	0.00	84.75
000815	000	05/01/89	297.00	SLMM	P 08 00	0.00	297.00	06/30/01	297.00	0.00	0.00	297.00
000816	000	05/01/89	175.00	SLMM	P 08 00	0.00	175.00	06/30/01	175.00	0.00	0.00	175.00
000817	000	05/01/89	192.00	SLMM	P 08 00	0.00	192.00	06/30/01	192.00	0.00	0.00	192.00
000818	000	05/01/89	171.00	SLMM	P 08 00	0.00	171.00	06/30/01	171.00	0.00	0.00	171.00
000819	000	05/01/89	7463.52	SLMM	P 08 00	0.00	7463.52	06/30/01	5459.76	0.00	0.00	5459.76
000821	000	06/01/89	460.00	SLMM	P 08 00	0.00	460.00	06/30/01	460.00	0.00	0.00	460.00
000822	000	06/01/89	414.00	SLMM	P 08 00	0.00	414.00	06/30/01	414.00	0.00	0.00	414.00
000823	000	06/01/89	283.00	SLMM	P 08 00	0.00	283.00	06/30/01	283.00	0.00	0.00	283.00
000824	000	06/01/89	332.00	SLMM	P 08 00	0.00	332.00	06/30/01	332.00	0.00	0.00	332.00
000825	000	06/01/89	175.00	SLMM	P 08 00	0.00	175.00	06/30/01	175.00	0.00	0.00	175.00
000826	000	06/01/89	389.00	SLMM	P 08 00	0.00	389.00	06/30/01	389.00	0.00	0.00	389.00
000827	000	07/01/89	196.00	SLMM	P 08 00	0.00	196.00	06/30/01	196.00	0.00	0.00	196.00
000828	000	07/01/89	196.00	SLMM	P 08 00	0.00	196.00	06/30/01	196.00	0.00	0.00	196.00
000830	000	01/01/90	137.23	SLMM	P 08 00	0.00	137.23	06/30/01	137.23	0.00	0.00	137.23
000831	000	01/01/90	1995.00	SLMM	P 08 00	0.00	1995.00	06/30/01	1995.00	0.00	0.00	1995.00
001937	000	01/01/90	130.00	SLMM	P 08 00	0.00	130.00	06/30/01	130.00	0.00	0.00	130.00
001938	000	01/01/90	130.00	SLMM	P 08 00	0.00	130.00	06/30/01	130.00	0.00	0.00	130.00
001939	000	01/01/90	130.00	SLMM	P 08 00	0.00	130.00	06/30/01	130.00	0.00	0.00	130.00
001940	000	01/01/90	130.00	SLMM	P 08 00	0.00	130.00	06/30/01	130.00	0.00	0.00	130.00
001941	000	01/01/90	130.00	SLMM	P 08 00	0.00	130.00	06/30/01	130.00	0.00	0.00	130.00
001942	000	01/01/90	130.00	SLMM	P 08 00	0.00	130.00	06/30/01	130.00	0.00	0.00	130.00
001943	000	01/01/90	130.00	SLMM	P 08 00	0.00	130.00	06/30/01	130.00	0.00	0.00	130.00
001944	000	01/01/90	130.00	SLMM	P 08 00	0.00	130.00	06/30/01	130.00	0.00	0.00	130.00
001945	000	01/01/90	130.00	SLMM	P 08 00	0.00	130.00	06/30/01	130.00	0.00	0.00	130.00
001946	000	01/01/90	130.00	SLMM	P 08 00	0.00	130.00	06/30/01	130.00	0.00	0.00	130.00
001947	000	01/01/90	130.00	SLMM	P 08 00	0.00	130.00	06/30/01	130.00	0.00	0.00	130.00
001948	000	01/01/90	130.00	SLMM	P 08 00	0.00	130.00	06/30/01	130.00	0.00	0.00	130.00
001949	000	01/01/90	130.00	SLMM	P 08 00	0.00	130.00	06/30/01	130.00	0.00	0.00	130.00
001950	000	01/01/90	130.00	SLMM	P 08 00	0.00	130.00	06/30/01	130.00	0.00	0.00	130.00
001951	000	01/01/90	130.00	SLMM	P 08 00	0.00	130.00	06/30/01	130.00	0.00	0.00	130.00
001952	000	01/01/90	130.00	SLMM	P 08 00	0.00	130.00	06/30/01	130.00	0.00	0.00	130.00
001953	000	01/01/90	130.00	SLMM	P 08 00	0.00	130.00	06/30/01	130.00	0.00	0.00	130.00
001954	000	01/01/90	130.00	SLMM	P 08 00	0.00	130.00	06/30/01	130.00	0.00	0.00	130.00
001955	000	01/01/90	130.00	SLMM	P 08 00	0.00	130.00	06/30/01	130.00	0.00	0.00	130.00
001956	000	01/01/90	130.00	SLMM	P 08 00	0.00	130.00	06/30/01	130.00	0.00	0.00	130.00
001957	000	01/01/90	130.00	SLMM	P 08 00	0.00	130.00	06/30/01	130.00	0.00	0.00	130.00
001958	000	01/01/90	130.00	SLMM	P 08 00	0.00	130.00	06/30/01	130.00	0.00	0.00	130.00
001959	000	01/01/90	130.00	SLMM	P 08 00	0.00	130.00	06/30/01	130.00	0.00	0.00	130.00
001960	000	01/01/90	130.00	SLMM	P 08 00	0.00	130.00	06/30/01	130.00	0.00	0.00	130.00
001961	000	01/01/90	130.00	SLMM	P 08 00	0.00	130.00	06/30/01	130.00	0.00	0.00	130.00
001962	000	01/01/90	130.00	SLMM	P 08 00	0.00	130.00	06/30/01	130.00	0.00	0.00	130.00

AMERICAN SOCIETY OF MECH ENG
DEPRECIATION EXPENSE REPORT

as of 06/30/2002

SYS No Ext	In Svc Date	Acquired Value	Dep Meth	P Est T Life	Salvage/ Sect 179	Depreciable Basis	Prev Thru	Prior Accum Depreciation	Depreciation This Run	Current Year to Date	Curr Accum Depreciation Key
000877	000 02/01/90	275.25	SLMM	P 08 00	0.00	275.25	06/30/01	275.25	0.00	0.00	275.25
000878	000 02/01/90	275.25	SLMM	P 08 00	0.00	275.25	06/30/01	275.25	0.00	0.00	275.25
000879	000 02/01/90	645.00	SLMM	P 08 00	0.00	645.00	06/30/01	645.00	0.00	0.00	645.00
000880	000 02/01/90	645.00	SLMM	P 08 00	0.00	645.00	06/30/01	645.00	0.00	0.00	645.00
000881	000 02/01/90	255.75	SLMM	P 08 00	0.00	255.75	06/30/01	255.75	0.00	0.00	255.75
000882	000 02/01/90	176.25	SLMM	P 08 00	0.00	176.25	06/30/01	176.25	0.00	0.00	176.25
000883	000 02/01/90	389.25	SLMM	P 08 00	0.00	389.25	06/30/01	389.25	0.00	0.00	389.25
000884	000 02/01/90	161.25	SLMM	P 08 00	0.00	161.25	06/30/01	161.25	0.00	0.00	161.25
000885	000 02/01/90	324.00	SLMM	P 08 00	0.00	324.00	06/30/01	324.00	0.00	0.00	324.00
000886	000 02/01/90	502.88	SLMM	P 08 00	0.00	502.88	06/30/01	502.88	0.00	0.00	502.88
000887	000 02/01/90	3771.19	SLMM	P 08 00	0.00	3771.19	06/30/01	3771.19	0.00	0.00	3771.19
000888	000 02/01/90	489.19	SLMM	P 08 00	0.00	489.19	06/30/01	489.19	0.00	0.00	489.19
000889	000 03/01/90	197.50	SLMM	P 08 00	0.00	197.50	06/30/01	197.50	0.00	0.00	197.50
000890	000 03/01/90	197.50	SLMM	P 08 00	0.00	197.50	06/30/01	197.50	0.00	0.00	197.50
000891	000 03/01/90	197.50	SLMM	P 08 00	0.00	197.50	06/30/01	197.50	0.00	0.00	197.50
000892	000 03/01/90	197.50	SLMM	P 08 00	0.00	197.50	06/30/01	197.50	0.00	0.00	197.50
000893	000 03/01/90	197.50	SLMM	P 08 00	0.00	197.50	06/30/01	197.50	0.00	0.00	197.50
000894	000 03/01/90	161.75	SLMM	P 08 00	0.00	161.75	06/30/01	161.75	0.00	0.00	161.75
000895	000 03/01/90	161.75	SLMM	P 08 00	0.00	161.75	06/30/01	161.75	0.00	0.00	161.75
000896	000 03/01/90	161.75	SLMM	P 08 00	0.00	161.75	06/30/01	161.75	0.00	0.00	161.75
000897	000 03/01/90	161.75	SLMM	P 08 00	0.00	161.75	06/30/01	161.75	0.00	0.00	161.75
000898	000 03/01/90	161.75	SLMM	P 08 00	0.00	161.75	06/30/01	161.75	0.00	0.00	161.75
000899	000 03/01/90	161.75	SLMM	P 08 00	0.00	161.75	06/30/01	161.75	0.00	0.00	161.75
000900	000 03/01/90	161.75	SLMM	P 08 00	0.00	161.75	06/30/01	161.75	0.00	0.00	161.75
000901	000 03/01/90	161.75	SLMM	P 08 00	0.00	161.75	06/30/01	161.75	0.00	0.00	161.75
000902	000 03/01/90	161.75	SLMM	P 08 00	0.00	161.75	06/30/01	161.75	0.00	0.00	161.75
000903	000 03/01/90	161.75	SLMM	P 08 00	0.00	161.75	06/30/01	161.75	0.00	0.00	161.75
000904	000 03/01/90	161.75	SLMM	P 08 00	0.00	161.75	06/30/01	161.75	0.00	0.00	161.75
000905	000 03/01/90	161.75	SLMM	P 08 00	0.00	161.75	06/30/01	161.75	0.00	0.00	161.75
000906	000 03/01/90	161.75	SLMM	P 08 00	0.00	161.75	06/30/01	161.75	0.00	0.00	161.75
000907	000 03/01/90	161.75	SLMM	P 08 00	0.00	161.75	06/30/01	161.75	0.00	0.00	161.75
000908	000 03/01/90	161.75	SLMM	P 08 00	0.00	161.75	06/30/01	161.75	0.00	0.00	161.75
000909	000 03/01/90	161.75	SLMM	P 08 00	0.00	161.75	06/30/01	161.75	0.00	0.00	161.75
000910	000 03/01/90	4068.83	SLMM	P 08 00	0.00	4068.83	06/30/01	4068.83	0.00	0.00	4068.83
000911	000 05/01/90	603.74	SLMM	P 08 00	0.00	603.74	06/30/01	603.74	0.00	0.00	603.74
000962	000 11/01/90	672.00	SLMM	P 08 00	0.00	672.00	06/30/01	672.00	0.00	0.00	672.00
000834	000 03/01/91	1430.00	SLMM	P 08 00	0.00	1430.00	06/30/01	1430.00	0.00	0.00	1430.00
000835	000 03/01/91	1430.00	SLMM	P 08 00	0.00	1430.00	06/30/01	1430.00	0.00	0.00	1430.00
000912	000 03/01/91	227.70	SLMM	P 08 00	0.00	227.70	06/30/01	227.70	0.00	0.00	227.70
000913	000 03/01/91	225.00	SLMM	P 08 00	0.00	225.00	06/30/01	225.00	0.00	0.00	225.00
000914	000 03/01/91	225.00	SLMM	P 08 00	0.00	225.00	06/30/01	225.00	0.00	0.00	225.00
000915	000 03/01/91	225.00	SLMM	P 08 00	0.00	225.00	06/30/01	225.00	0.00	0.00	225.00
000916	000 03/01/91	225.00	SLMM	P 08 00	0.00	225.00	06/30/01	225.00	0.00	0.00	225.00
000917	000 03/01/91	225.00	SLMM	P 08 00	0.00	225.00	06/30/01	225.00	0.00	0.00	225.00
000918	000 03/01/91	225.00	SLMM	P 08 00	0.00	225.00	06/30/01	225.00	0.00	0.00	225.00
000919	000 03/01/91	225.00	SLMM	P 08 00	0.00	225.00	06/30/01	225.00	0.00	0.00	225.00

AMERICAN SOCIETY OF MECH ENG
DEPRECIATION EXPENSE REPORT

as of 06/30/2002

SYS No	Ext	In Svc Date	Acquired Value	Dep Meth	P Est T Life	Salvage/ Sect 179	Depreciable Basis	Prev Thru	Prior Accum Depreciation	Depreciation This Run	Current Year to Date	Curr Accum Depreciation Key
000920	000	03/01/91	225.00	SLMM	P 08 00	0.00	225.00	06/30/01	225.00	0.00	0.00	225.00
000921	000	03/01/91	225.00	SLMM	P 08 00	0.00	225.00	06/30/01	225.00	0.00	0.00	225.00
000922	000	03/01/91	225.00	SLMM	P 08 00	0.00	225.00	06/30/01	225.00	0.00	0.00	225.00
000923	000	03/01/91	225.00	SLMM	P 08 00	0.00	225.00	06/30/01	225.00	0.00	0.00	225.00
000924	000	03/01/91	225.00	SLMM	P 08 00	0.00	225.00	06/30/01	225.00	0.00	0.00	225.00
000925	000	03/01/91	225.00	SLMM	P 08 00	0.00	225.00	06/30/01	225.00	0.00	0.00	225.00
000926	000	03/01/91	225.00	SLMM	P 08 00	0.00	225.00	06/30/01	225.00	0.00	0.00	225.00
000927	000	03/01/91	225.00	SLMM	P 08 00	0.00	225.00	06/30/01	225.00	0.00	0.00	225.00
000928	000	03/01/91	225.00	SLMM	P 08 00	0.00	225.00	06/30/01	225.00	0.00	0.00	225.00
000929	000	03/01/91	225.00	SLMM	P 08 00	0.00	225.00	06/30/01	225.00	0.00	0.00	225.00
000930	000	03/01/91	225.00	SLMM	P 08 00	0.00	225.00	06/30/01	225.00	0.00	0.00	225.00
000931	000	03/01/91	225.00	SLMM	P 08 00	0.00	225.00	06/30/01	225.00	0.00	0.00	225.00
000932	000	03/01/91	225.00	SLMM	P 08 00	0.00	225.00	06/30/01	225.00	0.00	0.00	225.00
000933	000	03/01/91	225.00	SLMM	P 08 00	0.00	225.00	06/30/01	225.00	0.00	0.00	225.00
000934	000	03/01/91	225.00	SLMM	P 08 00	0.00	225.00	06/30/01	225.00	0.00	0.00	225.00
000836	000	06/01/91	902.84	SLMM	P 08 00	0.00	902.84	06/30/01	902.84	0.00	0.00	902.84
000837	000	06/01/91	902.84	SLMM	P 08 00	0.00	902.84	06/30/01	902.84	0.00	0.00	902.84
000963	000	06/01/91	2030.00	SLMM	P 08 00	0.00	2030.00	06/30/01	2030.00	0.00	0.00	2030.00
000935	000	01/01/92	213.10	SLMM	P 08 00	0.00	213.10	06/30/01	213.10	0.00	0.00	213.10
000936	000	01/01/92	213.10	SLMM	P 08 00	0.00	213.10	06/30/01	213.10	0.00	0.00	213.10
000937	000	01/01/92	213.10	SLMM	P 08 00	0.00	213.10	06/30/01	213.10	0.00	0.00	213.10
000938	000	01/01/92	213.10	SLMM	P 08 00	0.00	213.10	06/30/01	213.10	0.00	0.00	213.10
000939	000	01/01/92	213.10	SLMM	P 08 00	0.00	213.10	06/30/01	213.10	0.00	0.00	213.10
000940	000	01/01/92	213.10	SLMM	P 08 00	0.00	213.10	06/30/01	213.10	0.00	0.00	213.10
000941	000	01/01/92	213.10	SLMM	P 08 00	0.00	213.10	06/30/01	213.10	0.00	0.00	213.10
000942	000	01/01/92	213.10	SLMM	P 08 00	0.00	213.10	06/30/01	213.10	0.00	0.00	213.10
000943	000	01/01/92	213.10	SLMM	P 08 00	0.00	213.10	06/30/01	213.10	0.00	0.00	213.10
000944	000	01/01/92	213.10	SLMM	P 08 00	0.00	213.10	06/30/01	213.10	0.00	0.00	213.10
000945	000	01/01/92	521.00	SLMM	P 08 00	0.00	521.00	06/30/01	521.00	0.00	0.00	521.00
000946	000	01/01/92	210.00	SLMM	P 08 00	0.00	210.00	06/30/01	210.00	0.00	0.00	210.00
000840	000	02/01/92	7180.00	SLMM	P 08 00	0.00	7180.00	06/30/01	7180.00	0.00	0.00	7180.00
000947	000	09/01/92	409.00	SLMM	P 08 00	0.00	409.00	06/30/01	409.00	0.00	0.00	409.00
000948	000	09/01/92	409.00	SLMM	P 08 00	0.00	409.00	06/30/01	409.00	0.00	0.00	409.00
000949	000	09/01/92	409.00	SLMM	P 08 00	0.00	409.00	06/30/01	409.00	0.00	0.00	409.00
000950	000	09/01/92	409.00	SLMM	P 08 00	0.00	409.00	06/30/01	409.00	0.00	0.00	409.00
000951	000	09/01/92	409.00	SLMM	P 08 00	0.00	409.00	06/30/01	409.00	0.00	0.00	409.00
000952	000	09/01/92	409.00	SLMM	P 08 00	0.00	409.00	06/30/01	409.00	0.00	0.00	409.00
000953	000	09/01/92	409.00	SLMM	P 08 00	0.00	409.00	06/30/01	409.00	0.00	0.00	409.00
000954	000	09/01/92	409.00	SLMM	P 08 00	0.00	409.00	06/30/01	409.00	0.00	0.00	409.00
000955	000	09/01/92	415.50	SLMM	P 08 00	0.00	415.50	06/30/01	415.50	0.00	0.00	415.50
000956	000	10/01/92	385.00	SLMM	P 08 00	0.00	385.00	06/30/01	385.00	0.00	0.00	385.00
000957	000	10/01/92	385.00	SLMM	P 08 00	0.00	385.00	06/30/01	385.00	0.00	0.00	385.00
000958	000	10/01/92	385.00	SLMM	P 08 00	0.00	385.00	06/30/01	385.00	0.00	0.00	385.00
000959	000	10/01/92	264.00	SLMM	P 08 00	0.00	264.00	06/30/01	264.00	0.00	0.00	264.00
000960	000	10/01/92	264.00	SLMM	P 08 00	0.00	264.00	06/30/01	264.00	0.00	0.00	264.00
000961	000	10/01/92	435.77	SLMM	P 08 00	0.00	435.77	06/30/01	435.77	0.00	0.00	435.77

AMERICAN SOCIETY OF MECH ENG DEPRECIATION EXPENSE REPORT

as of 06/30/2002

SYS No	Ext	In Svc Date	Acquired Value	Dep Meth	P Est T Life	Salvage/ Sect 179	Depreciable Basis	Prev Thru	Prior Accum Depreciation	Depreciation This Run	Current Year to Date	Curr Accum Depreciation Key
000622	000	01/01/93	2159.20	SLMM	P 10 00	0.00	2159.20	05/31/02	1835.32	18.00	215.92	2051.24
000623	000	01/01/93	2159.20	SLMM	P 10 00	0.00	2159.20	05/31/02	1835.32	18.00	215.92	2051.24
000624	000	01/01/93	6060.00	SLMM	P 10 00	0.00	6060.00	05/31/02	5151.00	50.50	606.00	5757.00
000709	000	01/01/93	6060.00	SLMM	P 10 00	0.00	6060.00	05/31/02	5151.00	50.50	606.00	5757.00
000710	000	01/01/93	6060.00	SLMM	P 10 00	0.00	6060.00	05/31/02	5151.00	50.50	606.00	5757.00
000711	000	01/01/93	6060.00	SLMM	P 10 00	0.00	6060.00	05/31/02	5151.00	50.50	606.00	5757.00
000712	000	01/01/93	6060.00	SLMM	P 10 00	0.00	6060.00	05/31/02	5151.00	50.50	606.00	5757.00
000713	000	01/01/93	6062.19	SLMM	P 10 00	0.00	6062.19	05/31/02	5152.87	50.52	606.22	5759.09
001002	000	01/01/93	2435.00	SLMM	P 05 00	0.00	2435.00	06/30/01	2435.00	0.00	0.00	2435.00
001133	000	07/01/93	145431.00	SLMM	P 05 00	0.00	145431.00	06/30/01	145431.00	0.00	0.00	145431.00
001134	000	07/01/93	1537.50	SLMM	P 10 00	0.00	1537.50	05/31/02	1230.00	12.82	153.75	1383.75
001623	000	07/01/93	1537.50	SLMM	P 10 00	0.00	1537.50	05/31/02	1230.00	12.82	153.75	1383.75
001624	000	07/01/93	409.74	SLMM	P 10 00	0.00	409.74	05/31/02	327.76	3.42	40.97	368.73
001625	000	07/01/93	409.74	SLMM	P 10 00	0.00	409.74	05/31/02	327.76	3.42	40.97	368.73
001626	000	07/01/93	409.74	SLMM	P 10 00	0.00	409.74	05/31/02	327.76	3.42	40.97	368.73
001135	000	07/01/93	607.10	SLMM	P 10 00	0.00	607.10	05/31/02	485.68	5.06	60.71	546.39
001932	000	07/01/93	607.10	SLMM	P 10 00	0.00	607.10	05/31/02	485.68	5.06	60.71	546.39
001933	000	07/01/93	607.10	SLMM	P 10 00	0.00	607.10	05/31/02	485.68	5.06	60.71	546.39
001934	000	07/01/93	607.10	SLMM	P 10 00	0.00	607.10	05/31/02	485.68	5.06	60.71	546.39
001136	000	07/01/93	409.73	SLMM	P 10 00	0.00	409.73	05/31/02	327.76	3.42	40.97	368.73
001137	000	01/01/94	502.20	SLMM	P 10 00	0.00	502.20	05/31/02	376.65	4.19	50.22	426.87
001138	000	01/01/94	1977.60	SLMM	F 10 00	0.00	1977.60	05/31/02	1474.96	16.48	197.76	1672.72
001139	000	01/01/94	5880.00	SLMM	P 10 00	0.00	5880.00	05/31/02	4410.00	49.00	588.00	4998.00
001384	000	01/01/94	700.00	SLMM	P 10 00	0.00	700.00	05/31/02	525.00	5.84	70.00	595.00
001385	000	01/01/94	700.00	SLMM	P 10 00	0.00	700.00	05/31/02	525.00	5.84	70.00	595.00
001386	000	01/01/94	700.00	SLMM	P 10 00	0.00	700.00	05/31/02	525.00	5.84	70.00	595.00
001387	000	01/01/94	206.40	SLMM	P 10 00	0.00	206.40	05/31/02	154.80	1.72	20.64	175.44
001388	000	01/01/94	206.40	SLMM	P 10 00	0.00	206.40	05/31/02	154.80	1.72	20.64	175.44
001389	000	01/01/94	206.40	SLMM	P 10 00	0.00	206.40	05/31/02	154.80	1.72	20.64	175.44
001390	000	01/01/94	206.40	SLMM	P 10 00	0.00	206.40	05/31/02	154.80	1.72	20.64	175.44
001391	000	01/01/94	206.40	SLMM	P 10 00	0.00	206.40	05/31/02	154.80	1.72	20.64	175.44
001392	000	01/01/94	206.40	SLMM	P 10 00	0.00	206.40	05/31/02	154.80	1.72	20.64	175.44
001393	000	01/01/94	206.40	SLMM	P 10 00	0.00	206.40	05/31/02	154.80	1.72	20.64	175.44
001394	000	01/01/94	206.40	SLMM	P 10 00	0.00	206.40	05/31/02	154.80	1.72	20.64	175.44
001395	000	01/01/94	206.40	SLMM	P 10 00	0.00	206.40	05/31/02	154.80	1.72	20.64	175.44
001396	000	01/01/94	206.40	SLMM	P 10 00	0.00	206.40	05/31/02	154.80	1.72	20.64	175.44
001397	000	01/01/94	206.40	SLMM	P 10 00	0.00	206.40	05/31/02	154.80	1.72	20.64	175.44
001398	000	01/01/94	206.40	SLMM	P 10 00	0.00	206.40	05/31/02	154.80	1.72	20.64	175.44
001399	000	01/01/94	206.40	SLMM	P 10 00	0.00	206.40	05/31/02	154.80	1.72	20.64	175.44
001400	000	01/01/94	206.40	SLMM	P 10 00	0.00	206.40	05/31/02	154.80	1.72	20.64	175.44
001401	000	01/01/94	206.40	SLMM	P 10 00	0.00	206.40	05/31/02	154.80	1.72	20.64	175.44
001402	000	01/01/94	206.40	SLMM	P 10 00	0.00	206.40	05/31/02	154.80	1.72	20.64	175.44
001403	000	01/01/94	206.40	SLMM	P 10 00	0.00	206.40	05/31/02	154.80	1.72	20.64	175.44
001404	000	01/01/94	206.40	SLMM	P 10 00	0.00	206.40	05/31/02	154.80	1.72	20.64	175.44
001405	000	01/01/94	206.40	SLMM	P 10 00	0.00	206.40	05/31/02	154.80	1.72	20.64	175.44
001406	000	01/01/94	206.40	SLMM	P 10 00	0.00	206.40	05/31/02	154.80	1.72	20.64	175.44

AMERICAN SOCIETY OF MECH ENG DEPRECIATION EXPENSE REPORT

as of 06/30/2002

SYS No	Ext	In Svc Date	Acquired Value	Dep Meth	P Est T Life	Salvage/ Sect 179	Depreciable Basis	Prev Thru	Prior Accum Depreciation	Depreciation This Run	Current Year to Date	Curr Accum Depreciation Key
001889	000	01/01/94	2920.00	SLMM	P 05 00	0.00	2920.00	06/30/01	2920.00	0.00	0.00	2920.00
002136	000	02/01/95	2415.50	SLMM	P 05 00	0.00	2415.50	06/30/01	2415.50	0.00	0.00	2415.50
002153	000	02/01/95	1427.00	SLMM	P 05 00	0.00	1427.00	06/30/01	1427.00	0.00	0.00	1427.00
002154	000	02/01/95	767.50	SLMM	P 05 00	0.00	767.50	06/30/01	767.50	0.00	0.00	767.50
002155	000	02/01/95	7352.50	SLMM	P 05 00	0.00	7352.50	06/30/01	7352.50	0.00	0.00	7352.50
002156	000	02/01/95	1205.50	SLMM	P 05 00	0.00	1205.50	06/30/01	1205.50	0.00	0.00	1205.50
002157	000	02/01/95	1427.50	SLMM	P 05 00	0.00	1427.50	06/30/01	1427.50	0.00	0.00	1427.50
002158	000	02/01/95	767.50	SLMM	P 05 00	0.00	767.50	06/30/01	767.50	0.00	0.00	767.50
002159	000	02/01/95	14635.00	SLMM	P 05 00	0.00	14635.00	06/30/01	14635.00	0.00	0.00	14635.00
002160	000	02/01/95	1314.70	SLMM	P 05 00	0.00	1314.70	06/30/01	1314.70	0.00	0.00	1314.70
002161	000	03/01/95	40601.15	SLMM	P 10 00	0.00	40601.15	05/31/02	25714.09	338.35	4060.12	29774.21
002179	000	05/01/95	17816.50	SLMM	P 10 00	0.00	17816.50	05/31/02	10986.84	148.48	1781.65	12768.49
002184	000	05/01/95	1440.00	SLMM	P 10 00	0.00	1440.00	05/31/02	888.00	12.00	144.00	1032.00
002191	000	05/01/95	22155.00	SLMM	P 10 00	0.00	22155.00	05/31/02	13662.25	184.63	2215.50	15877.75
002192	000	05/01/95	432.00	SLMM	P 10 00	0.00	432.00	05/31/02	266.40	3.60	43.20	309.60
002193	000	05/01/95	1729.00	SLMM	P 10 00	0.00	1729.00	05/31/02	1066.22	14.41	172.90	1239.12
002203	000	07/01/95	2660.00	SLMM	P 05 00	0.00	2660.00	06/30/01	2660.00	0.00	0.00	2660.00
002204	000	07/01/95	3195.00	SLMM	P 05 00	0.00	3195.00	06/30/01	3195.00	0.00	0.00	3195.00
002210	000	07/01/95	649.19	SLMM	P 05 00	0.00	649.19	06/30/01	649.19	0.00	0.00	649.19
002211	000	07/01/95	649.18	SLMM	P 05 00	0.00	649.18	06/30/01	649.18	0.00	0.00	649.18
002212	000	07/01/95	649.18	SLMM	P 05 00	0.00	649.18	06/30/01	649.18	0.00	0.00	649.18
002216	000	08/01/95	313.80	SLMM	P 10 00	0.00	313.80	05/31/02	185.67	2.62	31.38	217.05
002217	000	08/01/95	313.80	SLMM	P 10 00	0.00	313.80	05/31/02	185.67	2.62	31.38	217.05
002218	000	08/01/95	313.80	SLMM	P 10 00	0.00	313.80	05/31/02	185.67	2.62	31.38	217.05
002219	000	08/01/95	313.80	SLMM	P 10 00	0.00	313.80	05/31/02	185.67	2.62	31.38	217.05
002220	000	08/01/95	313.80	SLMM	P 10 00	0.00	313.80	05/31/02	185.67	2.62	31.38	217.05
002221	000	08/01/95	313.80	SLMM	P 10 00	0.00	313.80	05/31/02	185.67	2.62	31.38	217.05
002330	000	10/01/95	3045.00	SLMM	P 05 00	0.00	3045.00	06/30/01	3045.00	0.00	0.00	3045.00
001369	000	01/01/96	2750.00	SLMM	P 05 00	0.00	2750.00	06/30/01	2750.00	0.00	0.00	2750.00
002439	000	05/01/96	3848.00	SLMM	P 05 00	0.00	3848.00	06/30/01	3848.00	0.00	0.00	3848.00
002461	000	05/01/96	2250.00	SLMM	P 05 00	0.00	2250.00	06/30/01	2250.00	0.00	0.00	2250.00
002526	000	08/01/96	6595.00	SLMM	P 05 00	0.00	6595.00	07/31/01	6485.08	0.00	109.92	6595.00
002529	000	08/01/96	1203.70	SLMM	P 05 00	0.00	1203.70	07/31/01	1183.64	0.00	20.06	1203.70
002559	000	09/01/96	431.89	SLMM	P 10 00	0.00	431.89	05/31/02	208.75	3.60	43.19	251.94
002560	000	09/01/96	2178.22	SLMM	P 05 00	0.00	2178.22	08/31/01	2105.60	0.00	72.62	2178.22
002561	000	09/01/96	895.00	SLMM	P 05 00	0.00	895.00	08/31/01	865.17	0.00	29.83	895.00
002562	000	09/01/96	895.00	SLMM	P 05 00	0.00	895.00	08/31/01	865.17	0.00	29.83	895.00
002563	000	09/01/96	895.00	SLMM	P 05 00	0.00	895.00	08/31/01	865.17	0.00	29.83	895.00
002566	000	09/01/96	14500.00	SLMM	P 05 00	0.00	14500.00	08/31/01	14016.67	0.00	483.33	14500.00
002567	000	09/01/96	2995.00	SLMM	P 05 00	0.00	2995.00	08/31/01	2895.17	0.00	99.83	2995.00
002568	000	09/01/96	2995.00	SLMM	P 05 00	0.00	2995.00	08/31/01	2895.17	0.00	99.83	2995.00
002569	000	09/01/96	2995.00	SLMM	P 05 00	0.00	2995.00	08/31/01	2895.17	0.00	99.83	2995.00
002570	000	09/01/96	5275.00	SLMM	P 05 00	0.00	5275.00	08/31/01	5099.17	0.00	175.83	5275.00
002571	000	09/01/96	5275.00	SLMM	P 05 00	0.00	5275.00	08/31/01	5099.17	0.00	175.83	5275.00
002572	000	09/01/96	5275.00	SLMM	P 05 00	0.00	5275.00	08/31/01	5099.17	0.00	175.83	5275.00
002573	000	09/01/96	5275.00	SLMM	P 05 00	0.00	5275.00	08/31/01	5099.17	0.00	175.83	5275.00

AMERICAN SOCIETY OF MECH ENG
DEPRECIATION EXPENSE REPORT

as of 06/30/2002

SYS No Ext	In Svc Date	Acquired Value	Dep Meth	P Est T Life	Salvage/ Sect 179	Depreciable Basis	Prev Thru	Prior Accum Depreciation	Depreciation This Run	Current Year to Date	Curr Accum Depreciation Key
002574 000	09/01/96	5275.00	SLMM	P 05 00	0.00	5275.00	08/31/01	5099.17	0.00	175.83	5275.00
002575 000	09/01/96	5275.00	SLMM	P 05 00	0.00	5275.00	08/31/01	5099.17	0.00	175.83	5275.00
002576 000	09/01/96	5275.00	SLMM	P 05 00	0.00	5275.00	08/31/01	5099.17	0.00	175.83	5275.00
002577 000	09/01/96	5275.00	SLMM	P 05 00	0.00	5275.00	08/31/01	5099.17	0.00	175.83	5275.00
002639 000	10/01/96	320.40	SLMM	P 10 00	0.00	320.40	05/31/02	152.19	2.67	32.04	184.23
002640 000	10/01/96	579.00	SLMM	P 10 00	0.00	579.00	05/31/02	275.03	4.83	57.90	332.93
002641 000	10/01/96	579.00	SLMM	P 10 00	0.00	579.00	05/31/02	275.03	4.83	57.90	332.93
002642 000	10/01/96	579.00	SLMM	P 10 00	0.00	579.00	05/31/02	275.03	4.83	57.90	332.93
002643 000	10/01/96	579.00	SLMM	P 10 00	0.00	579.00	05/31/02	275.03	4.83	57.90	332.93
002644 000	10/01/96	579.00	SLMM	P 10 00	0.00	579.00	05/31/02	275.03	4.83	57.90	332.93
002645 000	10/01/96	579.00	SLMM	P 10 00	0.00	579.00	05/31/02	275.03	4.83	57.90	332.93
002646 000	10/01/96	579.00	SLMM	P 10 00	0.00	579.00	05/31/02	275.03	4.83	57.90	332.93
002647 000	10/01/96	579.00	SLMM	P 10 00	0.00	579.00	05/31/02	275.03	4.83	57.90	332.93
002648 000	10/01/96	313.80	SLMM	P 10 00	0.00	313.80	05/31/02	149.06	2.62	31.38	180.44
002649 000	10/01/96	313.80	SLMM	P 10 00	0.00	313.80	05/31/02	149.06	2.62	31.38	180.44
002650 000	10/01/96	219.60	SLMM	P 10 00	0.00	219.60	05/31/02	104.31	1.83	21.96	126.27
002651 000	10/01/96	219.60	SLMM	P 10 00	0.00	219.60	05/31/02	104.31	1.83	21.96	126.27
002729 000	04/01/97	20650.00	SLMM	P 03 00	0.00	20650.00	06/30/01	20650.00	0.00	0.00	20650.00
002738 000	05/01/97	536.25	SLMM	P 10 00	0.00	536.25	05/31/02	223.46	4.47	53.63	277.09
002739 000	05/01/97	536.25	SLMM	P 10 00	0.00	536.25	05/31/02	223.46	4.47	53.63	277.09
002740 000	05/01/97	536.25	SLMM	P 10 00	0.00	536.25	05/31/02	223.46	4.47	53.63	277.09
002741 000	05/01/97	594.60	SLMM	P 10 00	0.00	594.60	05/31/02	247.75	4.96	59.46	307.21
002742 000	05/01/97	594.60	SLMM	P 10 00	0.00	594.60	05/31/02	247.75	4.96	59.46	307.21
002790 000	08/01/97	2245.00	SLMM	P 05 00	0.00	2245.00	05/31/02	1758.58	37.42	449.00	2207.58
002796 000	09/01/97	4347.00	SLMM	P 03 00	0.00	4347.00	06/30/01	4347.00	0.00	0.00	4347.00
002821 000	09/01/97	1260.00	SLMM	P 05 00	0.00	1260.00	05/31/02	966.00	21.00	252.00	1218.00
002835 000	10/01/97	12096.00	SLMM	P 05 00	0.00	12096.00	05/31/02	9072.00	201.60	2419.20	11491.20
002910 000	10/01/97	2280.00	SLMM	P 10 00	0.00	2280.00	05/31/02	855.00	19.00	228.00	1083.00
002911 000	10/01/97	93483.23	SLMM	P 10 00	0.00	93483.23	05/31/02	35056.20	779.03	9348.32	44404.52
002876 000	12/01/97	2259.00	SLMM	P 05 00	0.00	2259.00	05/31/02	1618.95	37.65	451.80	2070.75
002942 000	01/01/98	3207.42	SLMM	P 10 00	0.00	3207.42	05/31/02	1122.59	26.73	320.74	1443.33
002973 000	05/01/98	982.59	SLMM	P 10 00	0.00	982.59	05/31/02	311.16	8.19	98.26	409.42
002974 000	05/01/98	982.59	SLMM	P 10 00	0.00	982.59	05/31/02	311.16	8.19	98.26	409.42
002975 000	05/01/98	5121.00	SLMM	P 10 00	0.00	5121.00	05/31/02	1621.65	42.68	512.10	2133.75
002978 000	06/01/98	665.75	SLMM	P 05 00	0.00	665.75	05/31/02	410.55	11.10	133.15	543.70
002979 000	06/01/98	666.75	SLMM	P 05 00	0.00	666.75	05/31/02	411.16	11.12	133.35	544.51
002980 000	06/01/98	2549.00	SLMM	P 05 00	0.00	2549.00	05/31/02	1571.88	42.49	509.80	2081.68
002999 000	09/01/98	4679.98	SLMM	P 05 00	0.00	4679.98	05/31/02	2652.00	78.00	936.00	3588.00
003301 000	10/01/98	5387.60	SLMM	P 05 00	0.00	5387.60	05/31/02	2963.18	89.80	1077.52	4040.70
003336 000	12/01/98	9927.00	SLMM	P 10 00	0.00	9927.00	05/31/02	2564.48	82.73	992.70	3557.18
003343 000	12/01/98	43629.30	SLMM	P 05 00	0.00	43629.30	05/31/02	22541.81	727.16	8725.86	31267.67
003344 000	12/01/98	4865.00	SLMM	P 05 00	0.00	4865.00	05/31/02	2513.58	81.09	973.00	3486.58
003345 000	12/01/98	40898.91	SLMM	P 15 00	0.00	40898.91	05/31/02	7270.90	227.22	2726.59	9997.49
003346 000	12/01/98	1200.00	SLMM	P 15 00	0.00	1200.00	05/31/02	213.34	6.67	80.00	293.34
003424 000	01/01/99	3382.45	SLMM	P 05 00	0.00	3382.45	05/31/02	1691.23	56.38	676.49	2367.72
003425 000	01/01/99	67120.20	SLMM	P 15 00	0.00	67120.20	05/31/02	11186.70	372.89	4474.68	15661.38

AMERICAN SOCIETY OF MECH ENG
DEPRECIATION EXPENSE REPORT

as of 06/30/2002

SYS No	Ext	In Svc Date	Acquired Value	Dep Meth	P Est T Life	Salvage/ Sect 179	Depreciable Basis	Prev Thru	Prior Accum Depreciation	Depreciation This Run	Current Year to Date	Curr Accum Depreciation Key
003426	000	01/01/99	45407.15	SLMM	P 15 00	0.00	45407.15	05/31/02	7567.85	252.27	3027.14	10594.99
003547	000	04/01/99	15155.29	SLMM	P 15 00	0.00	15155.29	05/31/02	2273.29	84.20	1010.35	3283.64
003550	000	05/01/99	2549.00	SLMM	P 05 00	0.00	2549.00	05/31/02	1104.57	42.49	509.80	1614.37
003649	000	11/01/99	10752.00	SLMM	P 10 00	0.00	10752.00	05/31/02	1792.00	89.60	1075.20	2867.20
003662	000	01/01/00	5898.00	SLMM	P 05 00	0.00	5898.00	05/31/02	1769.40	98.30	1179.60	2949.00
003680	000	02/01/00	4421.05	SLMM	P 05 00	0.00	4421.05	05/31/02	1252.63	73.69	884.21	2136.84
003681	000	02/01/00	3750.00	SLMM	P 05 00	0.00	3750.00	05/31/02	1062.50	62.50	750.00	1812.50
003682	000	02/01/00	3450.00	SLMM	P 05 00	0.00	3450.00	05/31/02	977.50	57.50	690.00	1667.50
003685	000	03/01/00	14700.00	SLMM	P 05 00	0.00	14700.00	05/31/02	3920.00	245.00	2940.00	6860.00
003686	000	03/01/00	74960.13	SLMM	P 10 00	0.00	74960.13	05/31/02	9994.68	624.67	7496.01	17490.69
003703	000	09/01/00	21200.00	SLMM	P 05 00	0.00	21200.00	05/31/02	3533.33	353.34	4240.00	7773.33
003704	000	09/01/00	21200.00	SLMM	P 05 00	0.00	21200.00	05/31/02	3533.33	353.34	4240.00	7773.33
003769	000	04/01/01	2999.00	SLMM	P 05 00	0.00	2999.00	05/31/02	149.95	49.99	599.80	749.75
004020	000	08/01/01	10900.00	SLMM	P 05 00	0.00	10900.00	05/31/02	0.00	181.67	1998.33	1998.33
004024	000	10/01/01	5030.14	SLMM	P 10 00	0.00	5030.14	05/31/02	0.00	41.92	377.26	377.26
004071	000	05/01/02	3542.00	SLMM	P 05 00	0.00	3542.00	05/31/02	0.00	59.04	118.07	118.07
004075	000	06/01/02	98000.00	SLMM	P 05 00	0.00	98000.00	00/00/00	0.00	1633.33	1633.33	1633.33
Count= 499												
G/L Asset Acct No: 1006000000020												
			1347243.40			0.00	1347243.40		789010.96	8585.49	86639.10	875650.06
Less disposals and transfers												
			0.00			0.00	0.00		0.00			0.00

Net			1347243.40			0.00	1347243.40		789010.96	8585.49	86639.10	875650.06
000321	000	07/01/80	874.00	SLMM	P 08 00	0.00	874.00	06/30/93	874.00	0.00	0.00	874.00
000322	000	01/01/81	1228.00	SLMM	P 08 00	0.00	1228.00	06/30/93	1228.00	0.00	0.00	1228.00
000323	000	02/01/81	2870.00	SLMM	P 08 00	0.00	2870.00	06/30/93	2870.00	0.00	0.00	2870.00
000325	000	02/01/82	1603.59	SLMM	P 08 00	0.00	1603.59	06/30/93	1603.59	0.00	0.00	1603.59
003578	000	09/01/99	3015.00	SLMM	P 05 00	0.00	3015.00	05/31/02	1105.50	50.25	603.00	1708.50
003659	000	12/01/99	12000.00	SLMM	P 05 00	0.00	12000.00	05/31/02	3800.00	200.00	2400.00	6200.00
Count= 6												
G/L Asset Acct No: 1006000000030												
			21590.59			0.00	21590.59		11481.09	250.25	3003.00	14484.09
Less disposals and transfers												
			0.00			0.00	0.00		0.00			0.00

Net			21590.59			0.00	21590.59		11481.09	250.25	3003.00	14484.09
000239	000	12/01/88	635.00	SLMM	P 08 00	0.00	635.00	12/31/01	635.00	0.00	0.00	635.00
000255	000	12/01/88	615.00	SLMM	P 08 00	0.00	615.00	12/31/01	615.00	0.00	0.00	615.00
000256	000	12/01/88	375.00	SLMM	P 08 00	0.00	375.00	12/31/01	375.00	0.00	0.00	375.00
000257	000	12/01/88	495.00	SLMM	P 08 00	0.00	495.00	12/31/01	495.00	0.00	0.00	495.00
000258	000	12/01/88	235.00	SLMM	P 08 00	0.00	235.00	12/31/01	235.00	0.00	0.00	235.00
000259	000	12/01/88	425.00	SLMM	P 08 00	0.00	425.00	12/31/01	425.00	0.00	0.00	425.00
000260	000	12/01/88	95.00	SLMM	P 08 00	0.00	95.00	12/31/01	95.00	0.00	0.00	95.00

AMERICAN SOCIETY OF MECH ENG
DEPRECIATION EXPENSE REPORT

as of 06/30/2002

SYS No	Ext	In Svc Date	Acquired Value	Dep Meth	P Est T Life	Salvage/ Sect 179	Depreciable Basis	Prev Thru	Prior Accum Depreciation	Depreciation This Run	Current Year to Date	Curr Accum Depreciation Key
000261	000	12/01/88	185.00	SLMM	P 08 00	0.00	185.00	12/31/01	185.00	0.00	0.00	185.00
000262	000	12/01/88	185.00	SLMM	P 08 00	0.00	185.00	12/31/01	185.00	0.00	0.00	185.00
000263	000	12/01/88	185.00	SLMM	P 08 00	0.00	185.00	12/31/01	185.00	0.00	0.00	185.00
000264	000	12/01/88	185.00	SLMM	P 08 00	0.00	185.00	12/31/01	185.00	0.00	0.00	185.00
000265	000	12/01/88	185.00	SLMM	P 08 00	0.00	185.00	12/31/01	185.00	0.00	0.00	185.00
000266	000	12/01/88	185.00	SLMM	P 08 00	0.00	185.00	12/31/01	185.00	0.00	0.00	185.00
000267	000	12/01/88	185.00	SLMM	P 08 00	0.00	185.00	12/31/01	185.00	0.00	0.00	185.00
000268	000	12/01/88	185.00	SLMM	P 08 00	0.00	185.00	12/31/01	185.00	0.00	0.00	185.00
000269	000	12/01/88	185.00	SLMM	P 08 00	0.00	185.00	12/31/01	185.00	0.00	0.00	185.00
000270	000	12/01/88	185.00	SLMM	P 08 00	0.00	185.00	12/31/01	185.00	0.00	0.00	185.00
000271	000	12/01/88	185.00	SLMM	P 08 00	0.00	185.00	12/31/01	185.00	0.00	0.00	185.00
000272	000	12/01/88	185.00	SLMM	P 08 00	0.00	185.00	12/31/01	185.00	0.00	0.00	185.00
000273	000	12/01/88	395.00	SLMM	P 08 00	0.00	395.00	12/31/01	395.00	0.00	0.00	395.00
000274	000	12/01/88	220.00	SLMM	P 08 00	0.00	220.00	12/31/01	220.00	0.00	0.00	220.00
000276	000	12/01/88	180.00	SLMM	P 08 00	0.00	180.00	12/31/01	180.00	0.00	0.00	180.00
000277	000	12/01/88	265.00	SLMM	P 08 00	0.00	265.00	05/31/02	265.00	0.00	0.00	265.00 d
000278	000	12/01/88	185.00	SLMM	P 08 00	0.00	185.00	12/31/01	185.00	0.00	0.00	185.00
000279	000	12/01/88	185.00	SLMM	P 08 00	0.00	185.00	12/31/01	185.00	0.00	0.00	185.00
000280	000	12/01/88	185.00	SLMM	P 08 00	0.00	185.00	12/31/01	185.00	0.00	0.00	185.00
000281	000	12/01/88	185.00	SLMM	P 08 00	0.00	185.00	12/31/01	185.00	0.00	0.00	185.00
002951	000	06/01/98	4940.00	SLMM	P 05 00	0.00	4940.00	05/31/02	3046.33	82.34	988.00	4034.33
003323	000	10/01/98	14740.00	SLMM	P 05 00	0.00	14740.00	05/31/02	8107.00	245.67	2948.00	11055.00
Count= 29			-----									
G/L Asset Acct No: 1006000000040			-----									
			26575.00			0.00	26575.00		18048.33	328.01	3936.00	21984.33
Less disposals and transfers			-----									
			265.00			0.00	265.00		265.00			265.00
Net			-----									
			26310.00			0.00	26310.00		17783.33	328.01	3936.00	21719.33
003543	000	04/01/99	12000.00	SLMM	P 05 00	0.00	12000.00	05/31/02	5400.00	200.00	2400.00	7800.00
003544	000	04/01/99	2549.00	SLMM	P 05 00	0.00	2549.00	05/31/02	1147.05	42.49	509.80	1656.85
003580	000	09/01/99	3015.00	SLMM	P 05 00	0.00	3015.00	05/31/02	1105.50	50.25	603.00	1708.50
Count= 3			-----									
G/L Asset Acct No: 1006000000050			-----									
			17564.00			0.00	17564.00		7652.55	292.74	3512.80	11165.35
Less disposals and transfers			-----									
			0.00			0.00	0.00		0.00			0.00
Net			-----									
			17564.00			0.00	17564.00		7652.55	292.74	3512.80	11165.35
003581	000	09/01/99	0.00	SLMM	P 05 00	0.00	0.00	05/31/02	0.00	0.00	0.00	0.00
000038	000	03/01/77	661.50	SLMM	P 08 00	0.00	661.50	06/30/93	661.50	0.00	0.00	661.50
000040	000	10/01/80	201.95	SLMM	P 08 00	0.00	201.95	06/30/93	201.95	0.00	0.00	201.95
002401	000	04/01/96	8136.35	SLMM	P 05 00	0.00	8136.35	05/31/02	8136.35	0.00	0.00	8136.35 d
003692	000	08/01/99	3015.00	SLMM	P 05 00	0.00	3015.00	05/31/02	1155.75	50.25	603.00	1758.75

AMERICAN SOCIETY OF MECH ENG
DEPRECIATION EXPENSE REPORT

as of 06/30/2002

SYS No	Ext	In Svc Date	Acquired Value	Dep Meth	P Est T Life	Salvage/ Sect 179	Depreciable Basis	Prev Thru	Prior Accum Depreciation	Depreciation This Run	Current Year to Date	Curr Accum Depreciation Key	
003724	000	12/01/00	3953.73	SLMM	P 15 00	0.00	3953.73	05/31/02	153.76	21.97	263.58	417.34	
004034	000	12/01/01	0.00	SLMM	P 05 00	0.00	0.00	05/31/02	0.00	0.00	0.00	0.00	
004036	000	01/01/02	9601.78	SLMM	P 05 00	0.00	9601.78	05/31/02	0.00	160.03	960.18	960.18	
Count=			8										
G/L Asset Acct No:			1006000000060										
			25570.31			0.00	25570.31			10309.31	232.25	1826.76	12136.07
Less disposals and transfers			8136.35			0.00	8136.35			8136.35			8136.35
Net			17433.96			0.00	17433.96			2172.96	232.25	1826.76	3999.72
000253	000	05/01/90	914.02	SLMM	P 08 00	0.00	914.02	06/30/01	914.02	0.00	0.00	914.02	
003582	000	09/01/99	3015.00	SLMM	P 05 00	0.00	3015.00	05/31/02	1105.50	50.25	603.00	1708.50	
003723	000	12/01/00	18070.00	SLMM	P 05 00	0.00	18070.00	05/31/02	2108.17	301.17	3614.00	5722.17	
004035	000	01/01/02	12213.59	SLMM	P 10 00	0.00	12213.59	05/31/02	0.00	101.78	610.68	610.68	
Count=			4										
G/L Asset Acct No:			1006000000070										
			34212.61			0.00	34212.61			4127.69	453.20	4827.68	8955.37
Less disposals and transfers			0.00			0.00	0.00			0.00			0.00
Net			34212.61			0.00	34212.61			4127.69	453.20	4827.68	8955.37
000354	000	07/01/92	678.30	SLMM	P 10 00	0.00	678.30	05/31/02	610.47	5.66	67.83	678.30	
000355	000	07/01/92	431.80	SLMM	P 10 00	0.00	431.80	05/31/02	388.62	3.60	43.18	431.80	
000356	000	07/01/92	646.85	SLMM	P 10 00	0.00	646.85	05/31/02	582.21	5.35	64.64	646.85	
000357	000	07/01/92	342.55	SLMM	P 10 00	0.00	342.55	05/31/02	308.24	2.91	34.31	342.55	
000358	000	07/01/92	154.00	SLMM	P 10 00	0.00	154.00	05/31/02	138.60	1.29	15.40	154.00	
000359	000	07/01/92	337.45	SLMM	P 10 00	0.00	337.45	05/31/02	303.75	2.77	33.70	337.45	
000360	000	07/01/92	215.90	SLMM	P 10 00	0.00	215.90	05/31/02	194.31	1.80	21.59	215.90	
000361	000	07/01/92	215.90	SLMM	P 10 00	0.00	215.90	05/31/02	194.30	1.81	21.60	215.90	
002198	000	06/01/95	6039.01	SLMM	P 05 00	0.00	6039.01	12/31/01	6039.01	0.00	0.00	6039.01	
002222	000	08/01/95	34.97	SLMM	P 10 00	0.00	34.97	05/31/02	20.71	0.30	3.50	24.21	
002223	000	08/01/95	34.97	SLMM	P 10 00	0.00	34.97	05/31/02	20.71	0.30	3.50	24.21	
002224	000	08/01/95	34.97	SLMM	P 10 00	0.00	34.97	05/31/02	20.71	0.30	3.50	24.21	
002225	000	08/01/95	34.97	SLMM	P 10 00	0.00	34.97	05/31/02	20.71	0.30	3.50	24.21	
003663	000	01/01/00	9496.00	SLMM	P 05 00	0.00	9496.00	05/31/02	2848.80	158.27	1899.20	4748.00	
Count=			14										
G/L Asset Acct No:			1006000000080										
			18697.64			0.00	18697.64			11691.15	184.66	2215.45	13906.60
Less disposals and transfers			0.00			0.00	0.00			0.00			0.00
Net			18697.64			0.00	18697.64			11691.15	184.66	2215.45	13906.60
000841	000	11/01/78	356.43	SLMM	P 08 00	0.00	356.43	06/30/01	356.43	0.00	0.00	356.43	

AMERICAN SOCIETY OF MECH ENG
DEPRECIATION EXPENSE REPORT

as of 06/30/2002

SYS No	Ext	In Svc Date	Acquired Value	Dep Meth	P Est T Life	Salvage/ Sect 179	Depreciable Basis	Prev Thru	Prior Accum Depreciation	Depreciation This Run	Current Year to Date	Curr Accum Depreciation Key
000842	000	11/01/78	269.60	SLMM	P 08 00	0.00	269.60	06/30/01	269.60	0.00	0.00	269.60
000844	000	11/01/78	321.04	SLMM	P 08 00	0.00	321.04	06/30/01	321.04	0.00	0.00	321.04
000845	000	11/01/78	58.73	SLMM	P 08 00	0.00	58.73	06/30/01	58.73	0.00	0.00	58.73
000846	000	11/01/78	394.86	SLMM	P 08 00	0.00	394.86	06/30/01	394.86	0.00	0.00	394.86
000847	000	11/01/78	88.64	SLMM	P 08 00	0.00	88.64	06/30/01	88.64	0.00	0.00	88.64
000848	000	11/01/78	158.69	SLMM	P 08 00	0.00	158.69	06/30/01	158.69	0.00	0.00	158.69
000849	000	11/01/78	162.72	SLMM	P 08 00	0.00	162.72	06/30/01	162.72	0.00	0.00	162.72
000850	000	11/01/78	119.50	SLMM	P 08 00	0.00	119.50	06/30/01	119.50	0.00	0.00	119.50
000851	000	11/01/78	79.00	SLMM	P 08 00	0.00	79.00	06/30/01	79.00	0.00	0.00	79.00
000852	000	11/01/78	79.00	SLMM	P 08 00	0.00	79.00	06/30/01	79.00	0.00	0.00	79.00
000855	000	12/01/78	147.00	SLMM	P 08 00	0.00	147.00	06/30/01	147.00	0.00	0.00	147.00
000856	000	12/01/78	30.00	SLMM	P 08 00	0.00	30.00	06/30/01	30.00	0.00	0.00	30.00
000864	000	01/07/82	109.00	SLMM	P 08 00	0.00	109.00	06/30/01	109.00	0.00	0.00	109.00
000857	000	07/01/82	169.00	SLMM	P 08 00	0.00	169.00	06/30/01	169.00	0.00	0.00	169.00
000858	000	07/01/82	169.00	SLMM	P 08 00	0.00	169.00	06/30/01	169.00	0.00	0.00	169.00
000859	000	07/01/82	1058.80	SLMM	P 08 00	0.00	1058.80	06/30/01	1058.80	0.00	0.00	1058.80
000860	000	07/01/82	269.00	SLMM	P 08 00	0.00	269.00	06/30/01	269.00	0.00	0.00	269.00
000861	000	07/01/82	630.00	SLMM	P 08 00	0.00	630.00	06/30/01	630.00	0.00	0.00	630.00
000866	000	09/01/82	1890.72	SLMM	P 08 00	0.00	1890.72	06/30/01	1890.72	0.00	0.00	1890.72
000871	000	05/01/87	359.00	SLMM	P 08 00	0.00	359.00	06/30/01	359.00	0.00	0.00	359.00
000872	000	05/01/87	404.00	SLMM	P 08 00	0.00	404.00	06/30/01	404.00	0.00	0.00	404.00
000873	000	05/01/87	795.00	SLMM	P 08 00	0.00	795.00	06/30/01	795.00	0.00	0.00	795.00
000875	000	05/01/87	141.62	SLMM	P 08 00	0.00	141.62	06/30/01	141.62	0.00	0.00	141.62
002579	000	10/01/96	7195.00	SLMM	P 04 00	0.00	7195.00	06/30/01	7195.00	0.00	0.00	7195.00
002670	000	12/01/96	2162.40	SLMM	P 05 00	0.00	2162.40	11/30/01	1982.20	0.00	180.20	2162.40
003648	000	11/01/99	20651.00	SLMM	P 05 00	0.00	20651.00	05/31/02	6883.67	344.19	4130.20	11013.87
Count= 27			-----									
G/L Asset Acct No: 1006000000090			-----									
			38268.75			0.00	38268.75		24321.22	344.19	4310.40	28631.62
Less disposals and transfers			-----									
			0.00			0.00	0.00		0.00			0.00
Net			-----									
			38268.75			0.00	38268.75		24321.22	344.19	4310.40	28631.62
000098	000	07/01/84	528.00	SLMM	P 08 00	0.00	528.00	06/30/01	528.00	0.00	0.00	528.00
000101	000	07/01/84	227.00	SLMM	P 08 00	0.00	227.00	06/30/01	227.00	0.00	0.00	227.00
000102	000	07/01/84	227.00	SLMM	P 08 00	0.00	227.00	06/30/01	227.00	0.00	0.00	227.00
000106	000	07/01/84	215.00	SLMM	P 08 00	0.00	215.00	06/30/01	215.00	0.00	0.00	215.00
000107	000	07/01/84	215.00	SLMM	P 08 00	0.00	215.00	06/30/01	215.00	0.00	0.00	215.00
000108	000	07/01/84	215.00	SLMM	P 08 00	0.00	215.00	06/30/01	215.00	0.00	0.00	215.00
000109	000	07/01/84	215.00	SLMM	P 08 00	0.00	215.00	06/30/01	215.00	0.00	0.00	215.00
000110	000	07/01/84	215.00	SLMM	P 08 00	0.00	215.00	06/30/01	215.00	0.00	0.00	215.00
000112	000	07/01/84	215.00	SLMM	P 08 00	0.00	215.00	06/30/01	215.00	0.00	0.00	215.00
000113	000	07/01/84	215.00	SLMM	P 08 00	0.00	215.00	06/30/01	215.00	0.00	0.00	215.00
000114	000	07/01/84	215.00	SLMM	P 08 00	0.00	215.00	06/30/01	215.00	0.00	0.00	215.00
000133	000	10/01/86	459.00	SLMM	P 08 00	0.00	459.00	06/30/01	459.00	0.00	0.00	459.00

AMERICAN SOCIETY OF MECH ENG DEPRECIATION EXPENSE REPORT

as of 06/30/2002

SYS No	Ext	In Svc Date	Acquired Value	Dep Meth	P Est T Life	Salvage/ Sect 179	Depreciable Basis	Prev Thru	Prior Accum Depreciation	Depreciation This Run	Current Year to Date	Curr Accum Depreciation Key
000145	000	12/01/86	765.00	SLMM	P 08 00	0.00	765.00	06/30/01	765.00	0.00	0.00	765.00
000192	000	01/01/88	256.00	SLMM	P 08 00	0.00	256.00	06/30/01	256.00	0.00	0.00	256.00
000195	000	01/01/88	374.00	SLMM	P 08 00	0.00	374.00	06/30/01	374.00	0.00	0.00	374.00
000549	000	04/01/92	1250.00	SLMM	P 08 00	0.00	1250.00	06/30/01	1250.00	0.00	0.00	1250.00
000550	000	04/01/92	966.66	SLMM	P 08 00	0.00	966.66	05/31/02	966.66	0.00	0.00	966.66 d
000551	000	04/01/92	966.67	SLMM	P 08 00	0.00	966.67	06/30/01	966.67	0.00	0.00	966.67
000552	000	04/01/92	966.67	SLMM	P 08 00	0.00	966.67	06/30/01	966.67	0.00	0.00	966.67
000553	000	04/01/92	345.91	SLMM	P 08 00	0.00	345.91	06/30/01	345.91	0.00	0.00	345.91
000554	000	04/01/92	345.87	SLMM	P 08 00	0.00	345.87	06/30/01	345.87	0.00	0.00	345.87
000555	000	04/01/92	345.87	SLMM	P 08 00	0.00	345.87	06/30/01	345.87	0.00	0.00	345.87
000556	000	04/01/92	345.87	SLMM	P 08 00	0.00	345.87	06/30/01	345.87	0.00	0.00	345.87
000557	000	04/01/92	345.87	SLMM	P 08 00	0.00	345.87	06/30/01	345.87	0.00	0.00	345.87
000558	000	04/01/92	345.87	SLMM	P 08 00	0.00	345.87	06/30/01	345.87	0.00	0.00	345.87
000559	000	04/01/92	345.87	SLMM	P 08 00	0.00	345.87	06/30/01	345.87	0.00	0.00	345.87
000560	000	04/01/92	345.87	SLMM	P 08 00	0.00	345.87	06/30/01	345.87	0.00	0.00	345.87
000538	000	08/01/92	205.00	SLMM	P 10 00	0.00	205.00	05/31/02	184.50	1.71	20.50	205.00
000539	000	08/01/92	205.00	SLMM	P 10 00	0.00	205.00	05/31/02	184.50	1.71	20.50	205.00
000540	000	08/01/92	205.00	SLMM	P 10 00	0.00	205.00	05/31/02	184.50	1.71	20.50	205.00
000541	000	08/01/92	205.00	SLMM	P 10 00	0.00	205.00	05/31/02	184.50	1.71	20.50	205.00
000542	000	08/01/92	205.00	SLMM	P 10 00	0.00	205.00	05/31/02	184.50	1.71	20.50	205.00
000543	000	08/01/92	205.00	SLMM	P 10 00	0.00	205.00	05/31/02	184.50	1.71	20.50	205.00
000544	000	08/01/92	205.00	SLMM	P 10 00	0.00	205.00	05/31/02	184.50	1.71	20.50	205.00
000545	000	08/01/92	205.00	SLMM	P 10 00	0.00	205.00	05/31/02	184.50	1.71	20.50	205.00
000546	000	10/01/92	830.00	SLMM	P 10 00	0.00	830.00	05/31/02	747.00	6.92	83.00	830.00
000547	000	05/01/93	3595.00	SLMM	P 05 00	0.00	3595.00	06/30/01	3595.00	0.00	0.00	3595.00
001980	000	01/01/94	979.00	SLMM	P 10 00	0.00	979.00	05/31/02	734.25	8.16	97.90	832.15
001981	000	01/01/94	979.00	SLMM	P 10 00	0.00	979.00	05/31/02	734.24	8.16	97.90	832.14
002104	000	11/01/94	2549.67	SLMM	P 05 00	0.00	2549.67	06/30/01	2549.67	0.00	0.00	2549.67
002801	000	09/01/97	608.40	SLMM	P 05 00	0.00	608.40	05/31/02	466.44	10.14	121.68	588.12
002802	000	09/01/97	608.40	SLMM	P 05 00	0.00	608.40	05/31/02	466.44	10.14	121.68	588.12
002803	000	09/01/97	608.40	SLMM	P 05 00	0.00	608.40	05/31/02	466.44	10.14	121.68	588.12
002804	000	09/01/97	608.40	SLMM	P 05 00	0.00	608.40	05/31/02	466.44	10.14	121.68	588.12
002805	000	09/01/97	608.40	SLMM	P 05 00	0.00	608.40	05/31/02	466.44	10.14	121.68	588.12
002806	000	09/01/97	608.40	SLMM	P 05 00	0.00	608.40	05/31/02	466.44	10.14	121.68	588.12
002807	000	09/01/97	608.40	SLMM	P 05 00	0.00	608.40	05/31/02	466.44	10.14	121.68	588.12
002808	000	09/01/97	608.40	SLMM	P 05 00	0.00	608.40	05/31/02	466.44	10.14	121.68	588.12
002809	000	09/01/97	608.40	SLMM	P 05 00	0.00	608.40	05/31/02	466.44	10.14	121.68	588.12
002810	000	09/01/97	608.40	SLMM	P 05 00	0.00	608.40	05/31/02	466.44	10.14	121.68	588.12
002811	000	09/01/97	608.40	SLMM	P 05 00	0.00	608.40	05/31/02	466.44	10.14	121.68	588.12
002812	000	09/01/97	608.40	SLMM	P 05 00	0.00	608.40	05/31/02	466.44	10.14	121.68	588.12
002813	000	09/01/97	608.40	SLMM	P 05 00	0.00	608.40	05/31/02	466.44	10.14	121.68	588.12
002814	000	09/01/97	608.40	SLMM	P 05 00	0.00	608.40	05/31/02	466.44	10.14	121.68	588.12
002815	000	09/01/97	608.40	SLMM	P 05 00	0.00	608.40	05/31/02	466.44	10.14	121.68	588.12
002816	000	09/01/97	608.40	SLMM	P 05 00	0.00	608.40	05/31/02	466.44	10.14	121.68	588.12
002817	000	09/01/97	608.40	SLMM	P 05 00	0.00	608.40	05/31/02	466.44	10.14	121.68	588.12
002818	000	09/01/97	608.40	SLMM	P 05 00	0.00	608.40	05/31/02	466.44	10.14	121.68	588.12

AMERICAN SOCIETY OF MECH ENG
DEPRECIATION EXPENSE REPORT

as of 06/30/2002

SYS No	Ext	In Svc Date	Acquired Value	Dep Meth	P Est T Life	Salvage/ Sect 179	Depreciable Basis	Prev Thru	Prior Accum Depreciation	Depreciation This Run	Current Year to Date	Curr Accum Depreciation Key
002819	000	09/01/97	153.60	SLMM	P 05 00	0.00	153.60	05/31/02	117.76	2.56	30.72	148.48
002820	000	09/01/97	153.60	SLMM	P 05 00	0.00	153.60	05/31/02	117.76	2.56	30.72	148.48
002829	000	10/01/97	608.40	SLMM	P 05 00	0.00	608.40	05/31/02	456.30	10.14	121.68	577.98
002830	000	10/01/97	608.40	SLMM	P 05 00	0.00	608.40	05/31/02	456.30	10.14	121.68	577.98
002831	000	10/01/97	608.40	SLMM	P 05 00	0.00	608.40	05/31/02	456.30	10.14	121.68	577.98
002832	000	10/01/97	608.40	SLMM	P 05 00	0.00	608.40	05/31/02	456.30	10.14	121.68	577.98
002833	000	10/01/97	608.40	SLMM	P 05 00	0.00	608.40	05/31/02	456.30	10.14	121.68	577.98
002834	000	10/01/97	608.40	SLMM	P 05 00	0.00	608.40	05/31/02	456.30	10.14	121.68	577.98
002912	000	10/01/97	153.60	SLMM	P 10 00	0.00	153.60	05/31/02	57.60	1.28	15.36	72.96
002913	000	10/01/97	153.60	SLMM	P 10 00	0.00	153.60	05/31/02	57.60	1.28	15.36	72.96
002914	000	10/01/97	153.60	SLMM	P 10 00	0.00	153.60	05/31/02	57.60	1.28	15.36	72.96
002915	000	10/01/97	153.60	SLMM	P 10 00	0.00	153.60	05/31/02	57.60	1.28	15.36	72.96
002916	000	10/01/97	153.60	SLMM	P 10 00	0.00	153.60	05/31/02	57.60	1.28	15.36	72.96
002917	000	10/01/97	153.60	SLMM	P 10 00	0.00	153.60	05/31/02	57.60	1.28	15.36	72.96
002918	000	10/01/97	153.60	SLMM	P 10 00	0.00	153.60	05/31/02	57.60	1.28	15.36	72.96
002919	000	10/01/97	153.60	SLMM	P 10 00	0.00	153.60	05/31/02	57.60	1.28	15.36	72.96
002920	000	10/01/97	153.60	SLMM	P 10 00	0.00	153.60	05/31/02	57.60	1.28	15.36	72.96
002921	000	10/01/97	153.60	SLMM	P 10 00	0.00	153.60	05/31/02	57.60	1.28	15.36	72.96
002922	000	10/01/97	153.60	SLMM	P 10 00	0.00	153.60	05/31/02	57.60	1.28	15.36	72.96
002923	000	10/01/97	153.60	SLMM	P 10 00	0.00	153.60	05/31/02	57.60	1.28	15.36	72.96
002926	000	12/01/97	1131.60	SLMM	P 10 00	0.00	1131.60	05/31/02	405.49	9.43	113.16	518.65
002927	000	12/01/97	970.20	SLMM	P 10 00	0.00	970.20	05/31/02	347.66	8.09	97.02	444.68
002928	000	12/01/97	883.80	SLMM	P 10 00	0.00	883.80	05/31/02	316.70	7.37	88.38	405.08
002968	000	05/01/98	3325.00	SLMM	P 10 00	0.00	3325.00	05/31/02	1052.92	27.71	332.50	1385.42
002984	000	06/01/98	5196.00	SLMM	P 05 00	0.00	5196.00	05/31/02	3204.20	86.60	1039.20	4243.40
003282	000	10/01/98	602.37	SLMM	P 10 00	0.00	602.37	05/31/02	165.66	5.02	60.24	225.90
003283	000	10/01/98	602.37	SLMM	P 10 00	0.00	602.37	05/31/02	165.66	5.02	60.24	225.90
003284	000	10/01/98	602.37	SLMM	P 10 00	0.00	602.37	05/31/02	165.66	5.02	60.24	225.90
003285	000	10/01/98	602.37	SLMM	P 10 00	0.00	602.37	05/31/02	165.66	5.02	60.24	225.90
003286	000	10/01/98	602.37	SLMM	P 10 00	0.00	602.37	05/31/02	165.66	5.02	60.24	225.90
003287	000	10/01/98	602.37	SLMM	P 10 00	0.00	602.37	05/31/02	165.66	5.02	60.24	225.90
003288	000	10/01/98	602.37	SLMM	P 10 00	0.00	602.37	05/31/02	165.66	5.02	60.24	225.90
003289	000	10/01/98	602.37	SLMM	P 10 00	0.00	602.37	05/31/02	165.66	5.02	60.24	225.90
003551	000	05/01/99	3369.00	SLMM	P 05 00	0.00	3369.00	05/31/02	1459.90	56.15	673.80	2133.70
003556	000	06/01/99	35037.20	SLMM	P 05 00	0.00	35037.20	05/31/02	14598.83	583.96	7007.44	21606.27
003558	000	06/01/99	1085.00	SLMM	P 10 00	0.00	1085.00	05/31/02	226.04	9.05	108.50	334.54
003583	000	09/01/99	3497.49	SLMM	P 05 00	0.00	3497.49	05/31/02	1282.42	58.30	699.50	1981.92
003584	000	09/01/99	1845.00	SLMM	P 05 00	0.00	1845.00	05/31/02	676.50	30.75	369.00	1045.50
003664	000	01/01/00	13045.00	SLMM	P 05 00	0.00	13045.00	05/31/02	3913.50	217.42	2609.00	6522.50
003678	000	02/01/00	12994.00	SLMM	P 05 00	0.00	12994.00	05/31/02	3681.63	216.57	2598.80	6280.43
003679	000	02/01/00	2758.00	SLMM	P 05 00	0.00	2758.00	05/31/02	781.43	45.97	551.60	1333.03
003699	000	06/01/00	1918.00	SLMM	P 10 00	0.00	1918.00	05/31/02	207.78	15.99	191.80	399.58
003725	000	01/01/01	40635.00	SLMM	P 05 00	0.00	40635.00	05/31/02	4063.50	677.25	8127.00	12190.50
004029	000	11/01/01	6800.00	SLMM	P 05 00	0.00	6800.00	05/31/02	0.00	113.34	906.67	906.67

Count= 102

G/L Asset Acct No: 100600000101

AMERICAN SOCIETY OF MECH ENG DEPRECIATION EXPENSE REPORT

as of 06/30/2002

SYS No	Ext	In Svc Date	Acquired Value	Dep Meth	P Est T Life	Salvage/ Sect 179	Depreciable Basis	Prev Thru	Prior Accum Depreciation	Depreciation This Run	Current Year to Date	Curr Accum Depreciation Key
			178106.92			0.00	178106.92		70913.38	2504.87	29604.17	100517.55
Less disposals and transfers			966.66			0.00	966.66		966.66			966.66
Net			177140.26			0.00	177140.26		69946.72	2504.87	29604.17	99550.89
000022	000	10/01/89	1800.00	SLMM	P 08 00	0.00	1800.00	06/30/01	1800.00	0.00	0.00	1800.00
000024	000	02/01/90	1478.26	SLMM	P 08 00	0.00	1478.26	06/30/01	1478.26	0.00	0.00	1478.26
001131	000	07/01/93	5900.00	SLMM	P 05 00	0.00	5900.00	06/30/01	5900.00	0.00	0.00	5900.00
003585	000	09/01/99	3015.00	SLMM	P 05 00	0.00	3015.00	05/31/02	1105.50	50.25	603.00	1708.50
Count= 4												
G/L Asset Acct No: 1006000000110												
			12193.26			0.00	12193.26		10283.76	50.25	603.00	10886.76
Less disposals and transfers			0.00			0.00	0.00		0.00			0.00
Net			12193.26			0.00	12193.26		10283.76	50.25	603.00	10886.76
000371	000	10/01/91	3145.00	SLMM	P 08 00	0.00	3145.00	06/30/01	3145.00	0.00	0.00	3145.00
000372	000	10/01/91	3145.00	SLMM	P 08 00	0.00	3145.00	06/30/01	3145.00	0.00	0.00	3145.00
000373	000	11/01/91	1541.54	SLMM	P 08 00	0.00	1541.54	06/30/01	1541.54	0.00	0.00	1541.54
000374	000	11/01/91	541.58	SLMM	P 08 00	0.00	541.58	06/30/01	541.58	0.00	0.00	541.58
000375	000	11/01/91	541.58	SLMM	P 08 00	0.00	541.58	06/30/01	541.58	0.00	0.00	541.58
000376	000	11/01/91	1300.57	SLMM	P 08 00	0.00	1300.57	06/30/01	1300.57	0.00	0.00	1300.57
000378	000	11/01/91	1019.27	SLMM	P 08 00	0.00	1019.27	06/30/01	1019.27	0.00	0.00	1019.27
000379	000	11/01/91	878.90	SLMM	P 08 00	0.00	878.90	06/30/01	878.90	0.00	0.00	878.90
000380	000	11/01/91	462.16	SLMM	P 08 00	0.00	462.16	06/30/01	462.16	0.00	0.00	462.16
000381	000	11/01/91	254.40	SLMM	P 08 00	0.00	254.40	06/30/01	254.40	0.00	0.00	254.40
000382	000	11/01/91	254.40	SLMM	P 08 00	0.00	254.40	06/30/01	254.40	0.00	0.00	254.40
000383	000	11/01/91	225.25	SLMM	P 08 00	0.00	225.25	06/30/01	225.25	0.00	0.00	225.25
000384	000	11/01/91	1019.27	SLMM	P 08 00	0.00	1019.27	06/30/01	1019.27	0.00	0.00	1019.27
000385	000	11/01/91	878.90	SLMM	P 08 00	0.00	878.90	06/30/01	878.90	0.00	0.00	878.90
000386	000	11/01/91	462.16	SLMM	P 08 00	0.00	462.16	06/30/01	462.16	0.00	0.00	462.16
000387	000	11/01/91	254.40	SLMM	P 08 00	0.00	254.40	06/30/01	254.40	0.00	0.00	254.40
000388	000	11/01/91	254.40	SLMM	P 08 00	0.00	254.40	06/30/01	254.40	0.00	0.00	254.40
000389	000	11/01/91	747.64	SLMM	P 08 00	0.00	747.64	06/30/01	747.64	0.00	0.00	747.64
000390	000	11/01/91	462.16	SLMM	P 08 00	0.00	462.16	06/30/01	462.16	0.00	0.00	462.16
000391	000	11/01/91	254.40	SLMM	P 08 00	0.00	254.40	06/30/01	254.40	0.00	0.00	254.40
000392	000	11/01/91	254.40	SLMM	P 08 00	0.00	254.40	06/30/01	254.40	0.00	0.00	254.40
000393	000	11/01/91	1155.75	SLMM	P 08 00	0.00	1155.75	06/30/01	1155.75	0.00	0.00	1155.75
000394	000	11/01/91	1049.23	SLMM	P 08 00	0.00	1049.23	06/30/01	1049.23	0.00	0.00	1049.23
000395	000	11/01/91	747.64	SLMM	P 08 00	0.00	747.64	06/30/01	747.64	0.00	0.00	747.64
000396	000	11/01/91	462.16	SLMM	P 08 00	0.00	462.16	06/30/01	462.16	0.00	0.00	462.16
000397	000	11/01/91	254.40	SLMM	P 08 00	0.00	254.40	06/30/01	254.40	0.00	0.00	254.40
000398	000	11/01/91	254.40	SLMM	P 08 00	0.00	254.40	06/30/01	254.40	0.00	0.00	254.40
000399	000	11/01/91	1019.27	SLMM	P 08 00	0.00	1019.27	06/30/01	1019.27	0.00	0.00	1019.27

AMERICAN SOCIETY OF MECH ENG
DEPRECIATION EXPENSE REPORT

as of 06/30/2002

SYS No	Ext	In Svc Date	Acquired Value	Dep Meth	P Est T Life	Salvage/ Sect 179	Depreciable Basis	Prev Thru	Prior Accum Depreciation	Depreciation This Run	Current Year to Date	Curr Accum Depreciation Key
000400	000	11/01/91	878.90	SLMM	P 08 00	0.00	878.90	06/30/01	878.90	0.00	0.00	878.90
000401	000	11/01/91	462.16	SLMM	P 08 00	0.00	462.16	06/30/01	462.16	0.00	0.00	462.16
000402	000	11/01/91	254.40	SLMM	P 08 00	0.00	254.40	06/30/01	254.40	0.00	0.00	254.40
000403	000	11/01/91	254.40	SLMM	P 08 00	0.00	254.40	06/30/01	254.40	0.00	0.00	254.40
000404	000	11/01/91	225.25	SLMM	P 08 00	0.00	225.25	06/30/01	225.25	0.00	0.00	225.25
000405	000	11/01/91	1019.27	SLMM	P 08 00	0.00	1019.27	06/30/01	1019.27	0.00	0.00	1019.27
000406	000	11/01/91	878.90	SLMM	P 08 00	0.00	878.90	06/30/01	878.90	0.00	0.00	878.90
000407	000	11/01/91	462.16	SLMM	P 08 00	0.00	462.16	06/30/01	462.16	0.00	0.00	462.16
000408	000	11/01/91	254.40	SLMM	P 08 00	0.00	254.40	06/30/01	254.40	0.00	0.00	254.40
000409	000	11/01/91	254.40	SLMM	P 08 00	0.00	254.40	06/30/01	254.40	0.00	0.00	254.40
000410	000	11/01/91	747.64	SLMM	P 08 00	0.00	747.64	06/30/01	747.64	0.00	0.00	747.64
000377	000	12/01/91	2995.00	SLMM	P 08 00	0.00	2995.00	06/30/01	2995.00	0.00	0.00	2995.00
000561	000	07/01/92	1957.00	SLMM	P 05 00	0.00	1957.00	06/30/01	1957.00	0.00	0.00	1957.00
001141	000	07/01/93	2856.18	SLMM	P 10 00	0.00	2856.18	05/31/02	2285.08	23.81	285.62	2570.70
002043	000	07/01/94	9991.00	SLMM	P 05 00	0.00	9991.00	06/30/01	9991.00	0.00	0.00	9991.00
002045	000	07/01/94	1600.00	SLMM	Z 05 00	0.00	1600.00	06/30/01	1600.00	0.00	0.00	1600.00
002106	000	12/01/94	6060.12	SLMM	P 10 00	0.00	6060.12	05/31/02	3989.57	50.51	606.01	4595.58
002054	000	09/01/94	13218.84	SLMM	P 10 00	0.00	13218.84	05/31/02	9032.85	110.16	1321.88	10354.73
002055	000	09/01/94	13654.28	SLMM	P 10 00	0.00	13654.28	05/31/02	9330.44	113.79	1365.43	10695.87
002056	000	09/01/94	1745.00	SLMM	P 10 00	0.00	1745.00	05/31/02	1192.42	14.55	174.50	1366.92
002057	000	09/01/94	1745.00	SLMM	P 10 00	0.00	1745.00	05/31/02	1192.42	14.55	174.50	1366.92
002110	000	12/01/94	9504.00	SLMM	P 10 00	0.00	9504.00	05/31/02	6256.80	79.20	950.40	7207.20
002107	000	12/01/94	322.70	SLMM	P 10 00	0.00	322.70	05/31/02	212.45	2.69	32.27	244.72
002108	000	12/01/94	322.70	SLMM	P 10 00	0.00	322.70	05/31/02	212.45	2.69	32.27	244.72
002109	000	12/01/94	1296.00	SLMM	P 10 00	0.00	1296.00	05/31/02	853.20	10.80	129.60	982.80
002238	000	09/01/95	799.54	SLMM	P 10 00	0.00	799.54	05/31/02	466.38	6.67	79.95	546.33
002429	000	05/01/96	2750.00	SLMM	P 05 00	0.00	2750.00	06/30/01	2750.00	0.00	0.00	2750.00
002487	000	06/01/96	5265.27	SLMM	P 05 00	0.00	5265.27	06/30/01	5265.27	0.00	0.00	5265.27
002671	000	12/01/96	6226.92	SLMM	P 10 00	0.00	6226.92	05/31/02	2854.00	51.90	622.69	3476.69
002747	000	05/01/97	1726.83	SLMM	P 10 00	0.00	1726.83	05/31/02	719.50	14.39	172.68	892.18
002836	000	10/01/97	2245.00	SLMM	P 05 00	0.00	2245.00	05/31/02	1683.75	37.42	449.00	2132.75
002837	000	10/01/97	2245.00	SLMM	P 05 00	0.00	2245.00	05/31/02	1683.75	37.42	449.00	2132.75
003320	000	10/01/98	17970.00	SLMM	P 05 00	0.00	17970.00	05/31/02	9883.50	299.50	3594.00	13477.50
003428	000	01/01/99	6017.00	SLMM	P 05 00	0.00	6017.00	05/31/02	3008.50	100.29	1203.40	4211.90
004068	000	05/01/02	3447.60	SLMM	P 10 00	0.00	3447.60	05/31/02	0.00	28.73	57.46	57.46
Count= 63			-----									
G/L Asset Acct No: 1006000000120			-----									
			144493.09			0.00	144493.09		107947.44	999.07	11700.66	119648.10
Less disposals and transfers			-----									
			0.00			0.00	0.00		0.00			0.00
Net			-----									
			144493.09			0.00	144493.09		107947.44	999.07	11700.66	119648.10
003419 000 01/01/99			23485.10	SLMM	P 03 00	0.00	23485.10	12/31/01	19570.92	0.00	3914.18	23485.10
Count= 1			-----									
G/L Asset Acct No: 1006100000010			-----									

AMERICAN SOCIETY OF MECH ENG DEPRECIATION EXPENSE REPORT

as of 06/30/2002

SYS No Ext	In Svc Date	Acquired Value	Dep Meth	P Est T Life	Salvage/ Sect 179	Depreciable Basis	Prev Thru	Prior Accum Depreciation	Depreciation This Run	Current Year to Date	Curr Accum Depreciation Key
		23485.10			0.00	23485.10		19570.92	0.00	3914.18	23485.10
	Less disposals and transfers	0.00			0.00	0.00		0.00			0.00
Net		23485.10			0.00	23485.10		19570.92	0.00	3914.18	23485.10
002985 000 09/01/98		325352.38	SLMM	Z 20 00	0.00	325352.38	05/31/02	46091.59	1355.64	16267.62	62359.21
002986 000 09/01/98		7599.00	SLMM	Z 20 00	0.00	7599.00	05/31/02	1076.53	31.67	379.95	1456.48
002987 000 09/01/98		59633.00	SLMM	P 20 00	0.00	59633.00	05/31/02	8448.01	248.48	2981.65	11429.66
002988 000 09/01/98		15675.00	SLMM	Z 20 00	0.00	15675.00	05/31/02	2220.63	65.32	783.75	3004.38
002993 000 09/01/98		140979.35	SLMM	P 20 00	0.00	140979.35	05/31/02	19972.08	587.42	7048.97	27021.05
003000 000 09/01/98		198375.35	SLMM	P 20 00	0.00	198375.35	05/31/02	28103.18	826.57	9918.77	38021.95
003001 000 09/01/98		8799.00	SLMM	P 20 00	0.00	8799.00	05/31/02	1246.53	36.67	439.95	1686.48
003002 000 09/01/98		62650.00	SLMM	P 20 00	0.00	62650.00	05/31/02	8875.42	261.05	3132.50	12007.92
003004 000 09/01/98		632990.80	SLMM	P 20 00	0.00	632990.80	05/31/02	89673.70	2637.47	31649.54	121323.24
003005 000 09/01/98		197640.00	SLMM	P 20 00	0.00	197640.00	05/31/02	27999.00	823.50	9882.00	37881.00
003006 000 09/01/98		95708.91	SLMM	P 20 00	0.00	95708.91	05/31/02	13558.77	398.79	4785.45	18344.22
003007 000 09/01/98		40071.95	SLMM	P 20 00	0.00	40071.95	05/31/02	5676.87	166.97	2003.60	7680.47
003031 000 09/01/98		82753.40	SLMM	P 20 00	0.00	82753.40	05/31/02	11723.40	344.81	4137.67	15861.07
003032 000 09/01/98		49292.00	SLMM	P 20 00	0.00	49292.00	05/31/02	6983.03	205.39	2464.60	9447.63
003033 000 09/01/98		849084.75	SLMM	P 20 00	0.00	849084.75	05/31/02	120287.01	3537.86	42454.24	162741.25
003034 000 09/01/98		1473.05	SLMM	P 20 00	0.00	1473.05	05/31/02	208.68	6.14	73.65	282.33
003035 000 09/01/98		343840.54	SLMM	P 20 00	0.00	343840.54	05/31/02	48710.75	1432.67	17192.03	65902.78
003303 000 10/01/98		6441.00	SLMM	P 20 00	0.00	6441.00	05/31/02	885.64	26.84	322.05	1207.69
003304 000 10/01/98		51175.00	SLMM	P 20 00	0.00	51175.00	05/31/02	7036.56	213.23	2558.75	9595.31
003305 000 10/01/98		58803.92	SLMM	P 20 00	0.00	58803.92	05/31/02	8085.55	245.02	2940.20	11025.75
003306 000 10/01/98		16207.70	SLMM	P 20 00	0.00	16207.70	05/31/02	2228.57	67.54	810.39	3038.96
003329 000 11/01/98		9110.00	SLMM	P 20 00	0.00	9110.00	05/31/02	1214.67	37.96	455.50	1670.17
003330 000 11/01/98		4340.00	SLMM	P 20 00	0.00	4340.00	05/31/02	578.67	18.09	217.00	795.67
003331 000 11/01/98		5741.00	SLMM	P 20 00	0.00	5741.00	05/31/02	765.47	23.93	287.05	1052.52
003332 000 11/01/98		43061.75	SLMM	P 20 00	0.00	43061.75	05/31/02	5741.57	179.43	2153.09	7894.66
003333 000 11/01/98		77058.14	SLMM	P 20 00	0.00	77058.14	05/31/02	10274.43	321.08	3852.91	14127.34
003347 000 12/01/98		7000.00	SLMM	P 20 00	0.00	7000.00	05/31/02	904.17	29.17	350.00	1254.17
003348 000 12/01/98		5018.26	SLMM	P 20 00	0.00	5018.26	05/31/02	648.19	20.91	250.91	899.10
003350 000 12/01/98		4368.00	SLMM	P 20 00	0.00	4368.00	05/31/02	564.20	18.20	218.40	782.60
003351 000 12/01/98		11408.00	SLMM	P 20 00	0.00	11408.00	05/31/02	1473.53	47.54	570.40	2043.93
003377 000 12/01/98		2700.00	SLMM	P 20 00	0.00	2700.00	05/31/02	348.75	11.25	135.00	483.75
003378 000 12/01/98		24450.00	SLMM	P 20 00	0.00	24450.00	05/31/02	3158.13	101.88	1222.50	4380.63
003379 000 12/01/98		37653.86	SLMM	P 20 00	0.00	37653.86	05/31/02	4863.62	156.90	1882.69	6746.31
003387 000 12/01/98		15038.31	SLMM	P 20 00	0.00	15038.31	05/31/02	1942.46	62.66	751.92	2694.38
003388 000 12/01/98		3099.00	SLMM	P 20 00	0.00	3099.00	05/31/02	400.29	12.92	154.95	555.24
003414 000 12/01/98		110000.00	SLMM	P 20 00	0.00	110000.00	05/31/02	14208.33	458.34	5500.00	19708.33
003415 000 12/01/98		5814.56	SLMM	P 20 00	0.00	5814.56	05/31/02	751.05	24.23	290.73	1041.78
003416 000 01/01/99		1109.50	SLMM	P 20 00	0.00	1109.50	05/31/02	138.70	4.63	55.48	194.18
003417 000 01/01/98		28250.00	SLMM	P 20 00	0.00	28250.00	05/31/02	4943.75	117.71	1412.50	6356.25
003420 000 01/01/99		112800.00	SLMM	P 20 00	0.00	112800.00	05/31/02	14100.00	470.00	5640.00	19740.00

AMERICAN SOCIETY OF MECH ENG
DEPRECIATION EXPENSE REPORT

as of 06/30/2002

SYS No	Ext	In Svc Date	Acquired Value	Dep Meth	P Est T Life	Salvage/ Sect 179	Depreciable Basis	Prev Thru	Prior Accum Depreciation	Depreciation This Run	Current Year to Date	Curr Accum Depreciation Key
003421	000	01/01/99	43890.00	SLMM	P 20 00	0.00	43890.00	05/31/02	5486.25	182.88	2194.50	7680.75
003422	000	01/01/99	3812.00	SLMM	P 20 00	0.00	3812.00	05/31/02	476.50	15.89	190.60	667.10
003429	000	01/01/99	61868.16	SLMM	P 20 00	0.00	61868.16	05/31/02	7733.52	257.79	3093.41	10826.93
003430	000	01/01/99	25350.00	SLMM	P 20 00	0.00	25350.00	05/31/02	3168.75	105.63	1267.50	4436.25
003431	000	01/01/99	33885.00	SLMM	P 20 00	0.00	33885.00	05/31/02	4235.63	141.19	1694.25	5929.88
003432	000	01/01/99	4211.14	SLMM	P 20 00	0.00	4211.14	05/31/02	526.40	17.55	210.56	736.96
003545	000	04/01/99	49203.43	SLMM	P 20 00	0.00	49203.43	05/31/02	5535.38	205.02	2460.17	7995.55
004058	000	03/01/02	9120.00	SLMM	P 10 00	0.00	9120.00	05/31/02	0.00	76.00	304.00	304.00
004062	000	04/01/02	6000.00	SLMM	P 10 00	0.00	6000.00	05/31/02	0.00	50.00	150.00	150.00
004066	000	05/01/02	5824.00	SLMM	P 10 00	0.00	5824.00	05/31/02	0.00	48.54	97.07	97.07
004067	000	05/01/02	14594.00	SLMM	P 10 00	0.00	14594.00	05/31/02	0.00	121.62	243.23	243.23
004070	000	05/01/02	6000.00	SLMM	P 10 00	0.00	6000.00	05/31/02	0.00	50.00	100.00	100.00
004072	000	05/01/02	4375.00	SLMM	P 10 00	0.00	4375.00	05/31/02	0.00	36.46	72.92	72.92
004073	000	05/01/02	19853.00	SLMM	P 10 00	0.00	19853.00	05/31/02	0.00	165.44	330.88	330.88
Count= 54												
G/L Asset Acct No: 1006200000010												
			4040552.21			0.00	4040552.21		553273.91	17109.89	200037.45	753311.36
Less disposals and transfers												
			0.00			0.00	0.00		0.00			0.00

Net			4040552.21			0.00	4040552.21		553273.91	17109.89	200037.45	753311.36
000687	000	05/01/89	731.00	SLMM	P 04 00	0.00	731.00	04/30/02	731.00	0.00	0.00	731.00 d
000692	000	12/01/90	2500.00	SLMM	P 03 00	0.00	2500.00	04/30/02	2500.00	0.00	0.00	2500.00 d
000693	000	01/01/91	3300.00	SLMM	P 03 00	0.00	3300.00	04/30/02	3300.00	0.00	0.00	3300.00 d
000694	000	03/01/91	3550.00	SLMM	P 03 00	0.00	3550.00	04/30/02	3550.00	0.00	0.00	3550.00 d
000695	000	01/01/92	2530.00	SLMM	P 08 00	0.00	2530.00	04/30/02	2530.00	0.00	0.00	2530.00 d
000696	000	02/01/92	-20000.00	SLMM	P 08 00	0.00	-20000.00	04/30/02	-20000.00	0.00	0.00	-20000.00 d
000697	000	05/01/92	3050.00	SLMM	P 08 00	0.00	3050.00	04/30/02	3050.00	0.00	0.00	3050.00 d
000698	000	06/01/92	11567.62	SLMM	P 08 00	0.00	11567.62	04/30/02	11567.62	0.00	0.00	11567.62 d
000699	000	06/01/92	1400.00	SLMM	P 08 00	0.00	1400.00	04/30/02	1400.00	0.00	0.00	1400.00 d
000700	000	09/01/92	1600.00	SLMM	P 08 00	0.00	1600.00	04/30/02	1600.00	0.00	0.00	1600.00 d
000701	000	01/01/93	6166.60	SLMM	P 08 00	0.00	6166.60	04/30/02	6166.60	0.00	0.00	6166.60 d
000702	000	01/01/93	2500.00	SLMM	P 08 00	0.00	2500.00	04/30/02	2500.00	0.00	0.00	2500.00 d
000703	000	01/01/93	14240.75	SLMM	P 08 00	0.00	14240.75	04/30/02	14240.75	0.00	0.00	14240.75 d
000704	000	01/01/93	2394.00	SLMM	P 08 00	0.00	2394.00	04/30/02	2394.00	0.00	0.00	2394.00 d
000705	000	02/01/93	5547.34	SLMM	P 08 00	0.00	5547.34	04/30/02	5547.34	0.00	0.00	5547.34 d
000706	000	02/01/93	1465.00	SLMM	P 08 00	0.00	1465.00	04/30/02	1465.00	0.00	0.00	1465.00 d
000707	000	04/01/93	5711.78	SLMM	P 08 00	0.00	5711.78	04/30/02	5711.78	0.00	0.00	5711.78 d
000708	000	05/01/93	859.55	SLMM	P 08 00	0.00	859.55	04/30/02	859.55	0.00	0.00	859.55 d
000987	000	06/01/93	9255.23	SLMM	P 08 00	0.00	9255.23	04/30/02	9255.23	0.00	0.00	9255.23 d
000988	000	06/01/93	812.50	SLMM	P 08 00	0.00	812.50	04/30/02	812.50	0.00	0.00	812.50 d
000989	000	06/01/93	810.00	SLMM	P 08 00	0.00	810.00	04/30/02	810.00	0.00	0.00	810.00 d
000990	000	06/01/93	415.25	SLMM	P 08 00	0.00	415.25	04/30/02	415.25	0.00	0.00	415.25 d
001407	000	01/01/94	10524.18	SLMM	Z 08 00	0.00	10524.18	04/30/02	9866.45	0.00	657.73	10524.18 d
002137	000	02/01/95	2000.00	SLMM	P 03 00	0.00	2000.00	04/30/02	2000.00	0.00	0.00	2000.00 d

AMERICAN SOCIETY OF MECH ENG
DEPRECIATION EXPENSE REPORT

as of 06/30/2002

SYS No	Ext	In Svc Date	Acquired Value	Dep Meth	P Est T Life	Salvage/ Sect 179	Depreciable Basis	Prev Thru	Prior Accum Depreciation	Depreciation This Run	Current Year to Date	Curr Accum Depreciation Key
002138	000	02/01/95	1435.21	SLMM	P 03 00	0.00	1435.21	04/30/02	1435.21	0.00	0.00	1435.21 d
002152	000	03/01/95	1297.60	SLMM	P 08 00	0.00	1297.60	04/30/02	1027.27	0.00	121.65	1148.92 d
002190	000	05/01/95	1760.39	SLMM	P 08 00	0.00	1760.39	04/30/02	1356.98	0.00	165.03	1522.01 d
002334	000	07/01/95	-10000.00	SLMM	P 07 00	0.00	-10000.00	04/30/02	-8571.42	0.00	-1071.42	-9642.84 d
002409	000	04/01/96	4016.25	SLMM	Z 02 00	0.00	4016.25	04/30/02	4016.25	0.00	0.00	4016.25 d
002426	000	05/01/96	800.00	SLMM	P 02 00	0.00	800.00	04/30/02	800.00	0.00	0.00	800.00 d
002460	000	05/01/96	294.56	SLMM	P 02 00	0.00	294.56	04/30/02	294.56	0.00	0.00	294.56 d
002564	000	09/01/96	467.70	SLMM	Z 02 00	0.00	467.70	04/30/02	467.70	0.00	0.00	467.70 d
002565	000	09/01/96	778.56	SLMM	Z 02 00	0.00	778.56	04/30/02	778.56	0.00	0.00	778.56 d
002589	000	09/01/96	3989.16	SLMM	P 02 00	0.00	3989.16	04/30/02	3989.16	0.00	0.00	3989.16 d
002683	000	01/01/97	7000.00	SLMM	P 05 00	0.00	7000.00	04/30/02	6300.00	0.00	700.00	7000.00 d
002688	000	01/01/97	415.23	SLMM	P 05 00	0.00	415.23	04/30/02	373.72	0.00	41.51	415.23 d
002689	000	01/01/97	525.00	SLMM	P 05 00	0.00	525.00	04/30/02	472.50	0.00	52.50	525.00 d
002690	000	01/01/97	1808.00	SLMM	P 05 00	0.00	1808.00	04/30/02	1627.20	0.00	180.80	1808.00 d
002691	000	01/01/97	944.05	SLMM	P 05 00	0.00	944.05	04/30/02	849.65	0.00	94.40	944.05 d
002692	000	01/01/97	14723.00	SLMM	P 05 00	0.00	14723.00	04/30/02	13250.70	0.00	1472.30	14723.00 d
002693	000	01/01/97	8212.18	SLMM	P 05 00	0.00	8212.18	04/30/02	7390.98	0.00	821.20	8212.18 d
002765	000	06/01/97	1025.99	SLMM	P 06 00	0.00	1025.99	04/30/02	698.25	0.00	128.25	826.50 d
002797	000	09/01/97	9683.87	SLMM	P 05 00	0.00	9683.87	04/30/02	7424.29	0.00	1452.57	8876.86 d
002955	000	03/01/98	10640.00	SLMM	P 05 00	0.00	10640.00	04/30/02	7093.33	0.00	1596.00	8689.33 d
002969	000	05/01/98	5400.00	SLMM	Z 05 00	0.00	5400.00	04/30/02	3420.00	0.00	810.00	4230.00 d
002976	000	05/01/98	2421.00	SLMM	P 05 00	0.00	2421.00	04/30/02	1533.30	0.00	363.15	1896.45 d
002994	000	10/01/98	816.62	SLMM	P 05 00	0.00	816.62	04/30/02	449.13	0.00	122.49	571.62 d
003394	000	12/01/98	13358.21	SLMM	P 05 00	0.00	13358.21	04/30/02	6901.74	0.00	2003.73	8905.47 d
Count= 48												
G/L Asset Acct No: 1006200000020												
			154743.38			0.00	154743.38		135652.13	0.00	9711.89	145364.02
Less disposals and transfers												
			154743.38			0.00	154743.38		135652.13			145364.02

Net			0.00			0.00	0.00		0.00	0.00	9711.89	0.00

004049	000	02/01/02	4306.00	SLMM	P 05 00	0.00	4306.00	05/31/02	0.00	71.77	358.83	358.83
Count= 1												
G/L Asset Acct No: 1006200000101												
			4306.00			0.00	4306.00		0.00	71.77	358.83	358.83
Less disposals and transfers												
			0.00			0.00	0.00		0.00			0.00

Net			4306.00			0.00	4306.00		0.00	71.77	358.83	358.83

000620	000	07/01/90	9485.00	SLMM	P 05 00	0.00	9485.00	06/30/01	9485.00	0.00	0.00	9485.00
000621	000	07/01/90	10925.00	SLMM	P 05 00	0.00	10925.00	06/30/01	10925.00	0.00	0.00	10925.00
000617	000	07/01/90	2978.00	SLMM	P 05 00	0.00	2978.00	06/30/01	2978.00	0.00	0.00	2978.00
000618	000	07/01/90	1938.00	SLMM	P 05 00	0.00	1938.00	06/30/01	1938.00	0.00	0.00	1938.00
000619	000	07/01/90	9855.00	SLMM	P 05 00	0.00	9855.00	06/30/01	9855.00	0.00	0.00	9855.00

AMERICAN SOCIETY OF MECH ENG
DEPRECIATION EXPENSE REPORT

as of 06/30/2002

SYS No	Ext	In Svc Date	Acquired Value	Dep Meth	P Est T Life	Salvage/ Sect 179	Depreciable Basis	Prev Thru	Prior Accum Depreciation	Depreciation This Run	Current Year to Date	Curr Accum Depreciation Key
000616	000	12/01/91	1403.00	SLMM	P 05 00	0.00	1403.00	06/30/01	1403.00	0.00	0.00	1403.00
000615	000	07/01/92	3286.00	SLMM	P 05 00	0.00	3286.00	06/30/01	3286.00	0.00	0.00	3286.00
002678	000	01/01/97	3899.00	SLMM	P 05 00	0.00	3899.00	12/31/01	3509.10	0.00	389.90	3899.00
002956	000	04/01/98	13872.00	SLMM	P 05 00	0.00	13872.00	05/31/02	9016.80	231.20	2774.40	11791.20
003665	000	01/01/00	6631.75	SLMM	P 05 00	0.00	6631.75	05/31/02	1989.53	110.53	1326.35	3315.88
Count= 10												
G/L Asset Acct No: 1006300000010												
			64272.75			0.00	64272.75		54385.43	341.73	4490.65	58876.08
Less disposals and transfers												
			0.00			0.00	0.00		0.00			0.00

Net			64272.75			0.00	64272.75		54385.43	341.73	4490.65	58876.08
001659	000	01/01/90	1712.50	SLMM	P 05 00	0.00	1712.50	06/30/01	1712.50	0.00	0.00	1712.50
001660	000	01/01/90	1712.50	SLMM	P 05 00	0.00	1712.50	06/30/01	1712.50	0.00	0.00	1712.50
001662	000	01/01/90	2195.00	SLMM	P 05 00	0.00	2195.00	06/30/01	2195.00	0.00	0.00	2195.00
001420	000	03/01/90	37125.00	SLMM	P 05 00	0.00	37125.00	06/30/01	37125.00	0.00	0.00	37125.00
001421	000	03/01/90	1954.00	SLMM	P 05 00	0.00	1954.00	06/30/01	1954.00	0.00	0.00	1954.00
001415	000	04/01/90	3808.00	SLMM	P 05 00	0.00	3808.00	06/30/01	3808.00	0.00	0.00	3808.00
001416	000	04/01/90	13333.95	SLMM	P 05 00	0.00	13333.95	06/30/01	13333.95	0.00	0.00	13333.95
001642	000	01/01/90	1795.00	SLMM	P 05 00	0.00	1795.00	06/30/01	1795.00	0.00	0.00	1795.00
001414	000	06/01/90	1902.40	SLMM	P 05 00	0.00	1902.40	06/30/01	1902.40	0.00	0.00	1902.40
001808	000	07/01/90	2306.00	SLMM	P 05 00	0.00	2306.00	06/30/01	2306.00	0.00	0.00	2306.00
001814	000	07/01/90	1074.00	SLMM	P 05 00	0.00	1074.00	06/30/01	1074.00	0.00	0.00	1074.00
001815	000	07/01/90	1074.00	SLMM	P 05 00	0.00	1074.00	06/30/01	1074.00	0.00	0.00	1074.00
001816	000	07/01/90	1074.00	SLMM	P 05 00	0.00	1074.00	06/30/01	1074.00	0.00	0.00	1074.00
001817	000	07/01/90	1074.00	SLMM	P 05 00	0.00	1074.00	06/30/01	1074.00	0.00	0.00	1074.00
001821	000	07/01/90	1094.00	SLMM	P 05 00	0.00	1094.00	06/30/01	1094.00	0.00	0.00	1094.00
001822	000	07/01/90	1094.00	SLMM	P 05 00	0.00	1094.00	06/30/01	1094.00	0.00	0.00	1094.00
001574	000	07/01/90	1676.50	SLMM	P 05 00	0.00	1676.50	06/30/01	1676.50	0.00	0.00	1676.50
001567	000	07/01/90	1094.65	SLMM	P 05 00	0.00	1094.65	06/30/01	1094.65	0.00	0.00	1094.65
001568	000	07/01/90	1094.67	SLMM	P 05 00	0.00	1094.67	06/30/01	1094.67	0.00	0.00	1094.67
001569	000	07/01/90	1094.67	SLMM	P 05 00	0.00	1094.67	06/30/01	1094.67	0.00	0.00	1094.67
001570	000	07/01/90	1094.67	SLMM	P 05 00	0.00	1094.67	06/30/01	1094.67	0.00	0.00	1094.67
001571	000	07/01/90	1094.67	SLMM	P 05 00	0.00	1094.67	06/30/01	1094.67	0.00	0.00	1094.67
001572	000	07/01/90	1094.67	SLMM	P 05 00	0.00	1094.67	06/30/01	1094.67	0.00	0.00	1094.67
001561	000	01/01/91	2089.80	SLMM	P 05 00	0.00	2089.80	06/30/01	2089.80	0.00	0.00	2089.80
001560	000	01/01/91	7265.58	SLMM	P 05 00	0.00	7265.58	06/30/01	7265.58	0.00	0.00	7265.58
001829	000	07/01/91	1535.00	SLMM	P 05 00	0.00	1535.00	06/30/01	1535.00	0.00	0.00	1535.00
001517	000	07/01/91	1545.47	SLMM	P 05 00	0.00	1545.47	06/30/01	1545.47	0.00	0.00	1545.47
001518	000	07/01/91	1545.47	SLMM	P 05 00	0.00	1545.47	06/30/01	1545.47	0.00	0.00	1545.47
001519	000	07/01/91	1545.47	SLMM	P 05 00	0.00	1545.47	06/30/01	1545.47	0.00	0.00	1545.47
001520	000	07/01/91	1545.47	SLMM	P 05 00	0.00	1545.47	06/30/01	1545.47	0.00	0.00	1545.47
001514	000	07/01/91	10320.00	SLMM	P 05 00	0.00	10320.00	06/30/01	10320.00	0.00	0.00	10320.00
001515	000	07/01/91	2188.13	SLMM	P 05 00	0.00	2188.13	06/30/01	2188.13	0.00	0.00	2188.13
001516	000	07/01/91	2188.12	SLMM	P 05 00	0.00	2188.12	06/30/01	2188.12	0.00	0.00	2188.12

AMERICAN SOCIETY OF MECH ENG DEPRECIATION EXPENSE REPORT

as of 06/30/2002

SYS No	Ext	In Svc Date	Acquired Value	Dep Meth	P Est T Life	Salvage/ Sect 179	Depreciable Basis	Prev Thru	Prior Accum Depreciation	Depreciation This Run	Current Year to Date	Curr Accum Depreciation Key
001273	000	04/01/92	2003.95	SLMM	P 05 00	0.00	2003.95	06/30/01	2003.95	0.00	0.00	2003.95
001274	000	04/01/92	4860.00	SLMM	P 05 00	0.00	4860.00	06/30/01	4860.00	0.00	0.00	4860.00
001488	000	01/01/92	2495.00	SLMM	P 03 00	0.00	2495.00	06/30/01	2495.00	0.00	0.00	2495.00
001841	000	01/01/92	1850.00	SLMM	P 05 00	0.00	1850.00	06/30/01	1850.00	0.00	0.00	1850.00
001831	000	07/01/92	1500.00	SLMM	P 03 00	0.00	1500.00	06/30/01	1500.00	0.00	0.00	1500.00
001876	000	01/01/94	379.00	SLMM	P 03 00	0.00	379.00	06/30/01	379.00	0.00	0.00	379.00
001844	000	01/01/93	3827.88	SLMM	P 03 00	0.00	3827.88	06/30/01	3827.88	0.00	0.00	3827.88
001845	000	01/01/93	2630.35	SLMM	P 03 00	0.00	2630.35	06/30/01	2630.35	0.00	0.00	2630.35
001846	000	01/01/93	855.74	SLMM	P 03 00	0.00	855.74	06/30/01	855.74	0.00	0.00	855.74
001880	000	01/01/93	749.00	SLMM	P 03 00	0.00	749.00	06/30/01	749.00	0.00	0.00	749.00
001881	000	01/01/93	749.00	SLMM	P 03 00	0.00	749.00	06/30/01	749.00	0.00	0.00	749.00
001882	000	01/01/93	692.23	SLMM	P 03 00	0.00	692.23	06/30/01	692.23	0.00	0.00	692.23
001883	000	01/01/93	650.00	SLMM	P 03 00	0.00	650.00	06/30/01	650.00	0.00	0.00	650.00
001884	000	01/01/93	650.00	SLMM	P 03 00	0.00	650.00	06/30/01	650.00	0.00	0.00	650.00
001885	000	01/01/93	650.00	SLMM	P 03 00	0.00	650.00	06/30/01	650.00	0.00	0.00	650.00
001886	000	01/01/93	650.00	SLMM	P 03 00	0.00	650.00	06/30/01	650.00	0.00	0.00	650.00
001887	000	01/01/93	650.00	SLMM	P 03 00	0.00	650.00	06/30/01	650.00	0.00	0.00	650.00
001888	000	01/01/93	650.00	SLMM	P 03 00	0.00	650.00	06/30/01	650.00	0.00	0.00	650.00
001227	000	07/01/93	1419.75	SLMM	P 03 00	0.00	1419.75	06/30/01	1419.75	0.00	0.00	1419.75
001228	000	07/01/93	1585.00	SLMM	P 03 00	0.00	1585.00	06/30/01	1585.00	0.00	0.00	1585.00
001229	000	07/01/93	8520.00	SLMM	P 03 00	0.00	8520.00	06/30/01	8520.00	0.00	0.00	8520.00
001257	000	07/01/93	6800.00	SLMM	P 03 00	0.00	6800.00	06/30/01	6800.00	0.00	0.00	6800.00
001835	000	07/01/93	4305.00	SLMM	P 03 00	0.00	4305.00	06/30/01	4305.00	0.00	0.00	4305.00
002388	000	07/01/93	2658.00	SLMM	P 03 00	0.00	2658.00	06/30/01	2658.00	0.00	0.00	2658.00
002389	000	07/01/93	2658.00	SLMM	P 03 00	0.00	2658.00	06/30/01	2658.00	0.00	0.00	2658.00
002391	000	07/01/93	6850.00	SLMM	P 03 00	0.00	6850.00	06/30/01	6850.00	0.00	0.00	6850.00
002392	000	07/01/93	3540.00	SLMM	P 03 00	0.00	3540.00	06/30/01	3540.00	0.00	0.00	3540.00
002393	000	07/01/93	3540.00	SLMM	P 03 00	0.00	3540.00	06/30/01	3540.00	0.00	0.00	3540.00
002396	000	07/01/93	1105.00	SLMM	P 03 00	0.00	1105.00	06/30/01	1105.00	0.00	0.00	1105.00
002397	000	07/01/93	1105.00	SLMM	P 03 00	0.00	1105.00	06/30/01	1105.00	0.00	0.00	1105.00
002398	000	07/01/93	1750.00	SLMM	P 03 00	0.00	1750.00	06/30/01	1750.00	0.00	0.00	1750.00
002399	000	07/01/93	1750.00	SLMM	P 03 00	0.00	1750.00	06/30/01	1750.00	0.00	0.00	1750.00
002400	000	07/01/93	9295.00	SLMM	P 03 00	0.00	9295.00	06/30/01	9295.00	0.00	0.00	9295.00
001123	000	01/01/94	2605.35	SLMM	P 03 00	0.00	2605.35	06/30/01	2605.35	0.00	0.00	2605.35
001581	000	01/01/94	897.22	SLMM	P 03 00	0.00	897.22	06/30/01	897.22	0.00	0.00	897.22
001582	000	01/01/94	897.22	SLMM	P 03 00	0.00	897.22	06/30/01	897.22	0.00	0.00	897.22
001583	000	01/01/94	1493.00	SLMM	P 03 00	0.00	1493.00	06/30/01	1493.00	0.00	0.00	1493.00
001584	000	01/01/94	1493.00	SLMM	P 03 00	0.00	1493.00	06/30/01	1493.00	0.00	0.00	1493.00
001871	000	01/01/94	4122.87	SLMM	P 05 00	0.00	4122.87	06/30/01	4122.87	0.00	0.00	4122.87
001873	000	01/01/94	4682.46	SLMM	P 03 00	0.00	4682.46	06/30/01	4682.46	0.00	0.00	4682.46
001875	000	07/01/93	825.00	SLMM	P 03 00	0.00	825.00	06/30/01	825.00	0.00	0.00	825.00
001877	000	07/01/93	5741.00	SLMM	P 03 00	0.00	5741.00	06/30/01	5741.00	0.00	0.00	5741.00
001972	000	01/01/94	3295.00	SLMM	P 05 00	0.00	3295.00	06/30/01	3295.00	0.00	0.00	3295.00
002050	000	07/01/94	4889.00	SLMM	P 03 00	0.00	4889.00	06/30/01	4889.00	0.00	0.00	4889.00
002083	000	10/01/94	1822.70	SLMM	P 03 00	0.00	1822.70	06/30/01	1822.70	0.00	0.00	1822.70
002084	000	10/01/94	1822.70	SLMM	P 03 00	0.00	1822.70	06/30/01	1822.70	0.00	0.00	1822.70

AMERICAN SOCIETY OF MECH ENG
DEPRECIATION EXPENSE REPORT

as of 06/30/2002

SYS No	Ext	In Svc Date	Acquired Value	Dep Meth	P Est T Life	Salvage/ Sect 179	Depreciable Basis	Prev Thru	Prior Accum Depreciation	Depreciation This Run	Current Year to Date	Curr Accum Depreciation Key
002102	000	10/01/94	2381.00	SLMM	P 03 00	0.00	2381.00	06/30/01	2381.00	0.00	0.00	2381.00
002113	000	12/01/94	1406.00	SLMM	P 03 00	0.00	1406.00	06/30/01	1406.00	0.00	0.00	1406.00
002114	000	12/01/94	1406.00	SLMM	P 03 00	0.00	1406.00	06/30/01	1406.00	0.00	0.00	1406.00
002115	000	12/01/94	1407.00	SLMM	P 03 00	0.00	1407.00	06/30/01	1407.00	0.00	0.00	1407.00
000275	000	01/01/96	3423.00	SLMM	P 03 00	0.00	3423.00	06/30/01	3423.00	0.00	0.00	3423.00
000589	000	01/01/96	3276.00	SLMM	P 03 00	0.00	3276.00	06/30/01	3276.00	0.00	0.00	3276.00
000590	000	01/01/96	3276.00	SLMM	P 03 00	0.00	3276.00	06/30/01	3276.00	0.00	0.00	3276.00
000769	000	01/01/96	2585.00	SLMM	P 03 00	0.00	2585.00	06/30/01	2585.00	0.00	0.00	2585.00
000967	000	01/01/96	3988.00	SLMM	P 03 00	0.00	3988.00	06/30/01	3988.00	0.00	0.00	3988.00
000968	000	01/01/96	3990.50	SLMM	P 03 00	0.00	3990.50	06/30/01	3990.50	0.00	0.00	3990.50
002234	000	01/01/96	1300.00	SLMM	P 03 00	0.00	1300.00	06/30/01	1300.00	0.00	0.00	1300.00
002235	000	01/01/96	1300.00	SLMM	P 03 00	0.00	1300.00	06/30/01	1300.00	0.00	0.00	1300.00
002408	000	04/01/96	2962.00	SLMM	P 03 00	0.00	2962.00	06/30/01	2962.00	0.00	0.00	2962.00
002421	000	04/01/96	1990.00	SLMM	P 03 00	0.00	1990.00	06/30/01	1990.00	0.00	0.00	1990.00
002423	000	04/01/96	1796.79	SLMM	P 03 00	0.00	1796.79	06/30/01	1796.79	0.00	0.00	1796.79
002424	000	04/01/96	1112.12	SLMM	P 03 00	0.00	1112.12	06/30/01	1112.12	0.00	0.00	1112.12
002435	000	05/01/96	2723.00	SLMM	P 03 00	0.00	2723.00	06/30/01	2723.00	0.00	0.00	2723.00
002437	000	05/01/96	2723.00	SLMM	P 03 00	0.00	2723.00	06/30/01	2723.00	0.00	0.00	2723.00
002438	000	05/01/96	2982.00	SLMM	P 03 00	0.00	2982.00	06/30/01	2982.00	0.00	0.00	2982.00
002492	000	06/01/96	6330.00	SLMM	P 03 00	0.00	6330.00	06/30/01	6330.00	0.00	0.00	6330.00
002495	000	07/01/96	2935.00	SLMM	P 03 00	0.00	2935.00	06/30/01	2935.00	0.00	0.00	2935.00
002510	000	08/01/96	1707.25	SLMM	P 03 00	0.00	1707.25	06/30/01	1707.25	0.00	0.00	1707.25
002553	000	09/01/96	6800.00	SLMM	P 03 00	0.00	6800.00	06/30/01	6800.00	0.00	0.00	6800.00
002581	000	09/01/96	2843.95	SLMM	P 03 00	0.00	2843.95	06/30/01	2843.95	0.00	0.00	2843.95
002582	000	09/01/96	2712.00	SLMM	P 03 00	0.00	2712.00	06/30/01	2712.00	0.00	0.00	2712.00
002583	000	09/01/96	2800.00	SLMM	P 03 00	0.00	2800.00	06/30/01	2800.00	0.00	0.00	2800.00
002599	000	10/01/96	399.00	SLMM	P 03 00	0.00	399.00	06/30/01	399.00	0.00	0.00	399.00
002604	000	10/01/96	2735.00	SLMM	P 03 00	0.00	2735.00	06/30/01	2735.00	0.00	0.00	2735.00
002605	000	10/01/96	2735.00	SLMM	P 03 00	0.00	2735.00	06/30/01	2735.00	0.00	0.00	2735.00
002608	000	10/01/96	2735.00	SLMM	P 03 00	0.00	2735.00	06/30/01	2735.00	0.00	0.00	2735.00
002609	000	10/01/96	2735.00	SLMM	P 03 00	0.00	2735.00	06/30/01	2735.00	0.00	0.00	2735.00
002610	000	10/01/96	2735.00	SLMM	P 03 00	0.00	2735.00	06/30/01	2735.00	0.00	0.00	2735.00
002612	000	10/01/96	2646.50	SLMM	P 03 00	0.00	2646.50	06/30/01	2646.50	0.00	0.00	2646.50
002626	000	10/01/96	1812.00	SLMM	P 03 00	0.00	1812.00	06/30/01	1812.00	0.00	0.00	1812.00
002627	000	10/01/96	1812.00	SLMM	P 03 00	0.00	1812.00	06/30/01	1812.00	0.00	0.00	1812.00
002630	000	10/01/96	1812.00	SLMM	P 03 00	0.00	1812.00	06/30/01	1812.00	0.00	0.00	1812.00
002631	000	10/01/96	1812.00	SLMM	P 03 00	0.00	1812.00	06/30/01	1812.00	0.00	0.00	1812.00
002632	000	10/01/96	1812.00	SLMM	P 03 00	0.00	1812.00	06/30/01	1812.00	0.00	0.00	1812.00
002633	000	10/01/96	1812.00	SLMM	P 03 00	0.00	1812.00	06/30/01	1812.00	0.00	0.00	1812.00
002634	000	10/01/96	1812.00	SLMM	P 03 00	0.00	1812.00	06/30/01	1812.00	0.00	0.00	1812.00
002635	000	10/01/96	1812.00	SLMM	P 03 00	0.00	1812.00	06/30/01	1812.00	0.00	0.00	1812.00
002652	000	10/01/96	8363.00	SLMM	P 03 00	0.00	8363.00	06/30/01	8363.00	0.00	0.00	8363.00
002653	000	10/01/96	3609.00	SLMM	P 03 00	0.00	3609.00	06/30/01	3609.00	0.00	0.00	3609.00
002654	000	10/01/96	1795.00	SLMM	P 03 00	0.00	1795.00	06/30/01	1795.00	0.00	0.00	1795.00
002655	000	10/01/96	1795.00	SLMM	P 03 00	0.00	1795.00	06/30/01	1795.00	0.00	0.00	1795.00
002656	000	10/01/96	2557.00	SLMM	P 03 00	0.00	2557.00	06/30/01	2557.00	0.00	0.00	2557.00

AMERICAN SOCIETY OF MECH ENG
DEPRECIATION EXPENSE REPORT

as of 06/30/2002

SYS No	Ext	In Svc Date	Acquired Value	Dep Meth	P Est T Life	Salvage/ Sect 179	Depreciable Basis	Prev Thru	Prior Accum Depreciation	Depreciation This Run	Current Year to Date	Curr Accum Depreciation Key
002663	000	10/01/96	2646.50	SLMM	P 03 00	0.00	2646.50	06/30/01	2646.50	0.00	0.00	2646.50
002673	000	12/01/96	3769.22	SLMM	P 03 00	0.00	3769.22	06/30/01	3769.22	0.00	0.00	3769.22
002679	000	01/01/97	1600.00	SLMM	P 03 00	0.00	1600.00	06/30/01	1600.00	0.00	0.00	1600.00
002680	000	01/01/97	1614.25	SLMM	P 03 00	0.00	1614.25	06/30/01	1614.25	0.00	0.00	1614.25
002681	000	01/01/97	4382.10	SLMM	P 03 00	0.00	4382.10	06/30/01	4382.10	0.00	0.00	4382.10
002698	000	02/01/97	2022.00	SLMM	P 03 00	0.00	2022.00	06/30/01	2022.00	0.00	0.00	2022.00
002711	000	02/01/97	2405.45	SLMM	P 03 00	0.00	2405.45	06/30/01	2405.45	0.00	0.00	2405.45
002724	000	03/01/97	1503.00	SLMM	P 03 00	0.00	1503.00	06/30/01	1503.00	0.00	0.00	1503.00
002725	000	03/01/97	4310.00	SLMM	P 03 00	0.00	4310.00	06/30/01	4310.00	0.00	0.00	4310.00
002726	000	03/01/97	2850.00	SLMM	P 03 00	0.00	2850.00	06/30/01	2850.00	0.00	0.00	2850.00
002764	000	06/01/97	2866.00	SLMM	P 03 00	0.00	2866.00	06/30/01	2866.00	0.00	0.00	2866.00
002766	000	06/01/97	3500.00	SLMM	P 03 00	0.00	3500.00	06/30/01	3500.00	0.00	0.00	3500.00
002768	000	06/01/97	2240.30	SLMM	P 03 00	0.00	2240.30	06/30/01	2240.30	0.00	0.00	2240.30
002788	000	08/01/97	1273.35	SLMM	P 03 00	0.00	1273.35	06/30/01	1237.98	0.00	0.00	1237.98
002789	000	08/01/97	1273.38	SLMM	P 03 00	0.00	1273.38	06/30/01	1273.38	0.00	0.00	1273.38
002791	000	08/01/97	2384.00	SLMM	P 03 00	0.00	2384.00	06/30/01	2384.00	0.00	0.00	2384.00
002793	000	08/01/97	3032.75	SLMM	P 03 00	0.00	3032.75	06/30/01	3032.75	0.00	0.00	3032.75
002859	000	10/01/97	1838.29	SLMM	P 03 00	0.00	1838.29	06/30/01	1838.29	0.00	0.00	1838.29
002860	000	10/01/97	1903.55	SLMM	P 03 00	0.00	1903.55	06/30/01	1903.55	0.00	0.00	1903.55
002861	000	10/01/97	1903.55	SLMM	P 03 00	0.00	1903.55	06/30/01	1903.55	0.00	0.00	1903.55
002893	000	10/01/97	2110.70	SLMM	P 03 00	0.00	2110.70	06/30/01	2110.70	0.00	0.00	2110.70
002894	000	10/01/97	2110.70	SLMM	P 03 00	0.00	2110.70	06/30/01	2110.70	0.00	0.00	2110.70
002895	000	10/01/97	2110.70	SLMM	P 03 00	0.00	2110.70	06/30/01	2110.70	0.00	0.00	2110.70
002896	000	10/01/97	2110.70	SLMM	P 03 00	0.00	2110.70	06/30/01	2110.70	0.00	0.00	2110.70
002897	000	10/01/97	2110.70	SLMM	P 03 00	0.00	2110.70	06/30/01	2110.70	0.00	0.00	2110.70
002898	000	10/01/97	2110.70	SLMM	P 03 00	0.00	2110.70	06/30/01	2110.70	0.00	0.00	2110.70
002899	000	10/01/97	2110.70	SLMM	P 03 00	0.00	2110.70	06/30/01	2110.70	0.00	0.00	2110.70
002900	000	10/01/97	2110.70	SLMM	P 03 00	0.00	2110.70	06/30/01	2110.70	0.00	0.00	2110.70
002901	000	10/01/97	2110.70	SLMM	P 03 00	0.00	2110.70	06/30/01	2110.70	0.00	0.00	2110.70
002902	000	10/01/97	2110.70	SLMM	P 03 00	0.00	2110.70	06/30/01	2110.70	0.00	0.00	2110.70
002903	000	10/01/97	2110.70	SLMM	P 03 00	0.00	2110.70	06/30/01	2110.70	0.00	0.00	2110.70
002904	000	10/01/97	2110.70	SLMM	P 03 00	0.00	2110.70	06/30/01	2110.70	0.00	0.00	2110.70
002905	000	10/01/97	2110.70	SLMM	P 03 00	0.00	2110.70	06/30/01	2110.70	0.00	0.00	2110.70
002906	000	10/01/97	2110.70	SLMM	P 03 00	0.00	2110.70	06/30/01	2110.70	0.00	0.00	2110.70
002907	000	10/01/97	2110.70	SLMM	P 03 00	0.00	2110.70	06/30/01	2110.70	0.00	0.00	2110.70
002867	000	11/01/97	3791.30	SLMM	P 03 00	0.00	3791.30	06/30/01	3791.30	0.00	0.00	3791.30
002869	000	11/01/97	5580.00	SLMM	P 03 00	0.00	5580.00	06/30/01	5580.00	0.00	0.00	5580.00
002925	000	12/01/97	3445.28	SLMM	P 03 00	0.00	3445.28	06/30/01	3445.28	0.00	0.00	3445.28
002929	000	12/01/97	2275.00	SLMM	P 03 00	0.00	2275.00	06/30/01	2275.00	0.00	0.00	2275.00
002930	000	12/01/97	2275.00	SLMM	P 03 00	0.00	2275.00	06/30/01	2275.00	0.00	0.00	2275.00
002931	000	12/01/97	1856.76	SLMM	P 03 00	0.00	1856.76	06/30/01	1856.76	0.00	0.00	1856.76
002932	000	12/01/97	1856.76	SLMM	P 03 00	0.00	1856.76	06/30/01	1856.76	0.00	0.00	1856.76
002933	000	12/01/97	1856.76	SLMM	P 03 00	0.00	1856.76	06/30/01	1856.76	0.00	0.00	1856.76
002934	000	12/01/97	1856.76	SLMM	P 03 00	0.00	1856.76	06/30/01	1856.76	0.00	0.00	1856.76
002935	000	12/01/97	1856.76	SLMM	P 03 00	0.00	1856.76	06/30/01	1856.76	0.00	0.00	1856.76
002944	000	01/01/98	10666.48	SLMM	P 03 00	0.00	10666.48	06/30/01	10666.48	0.00	0.00	10666.48

AMERICAN SOCIETY OF MECH ENG DEPRECIATION EXPENSE REPORT

as of 06/30/2002

SYS No	Ext	In Svc Date	Acquired Value	Dep Meth	P Est T Life	Salvage/ Sect 179	Depreciable Basis	Prev Thru	Prior Accum Depreciation	Depreciation This Run	Current Year to Date	Curr Accum Depreciation Key
002945	000	02/01/98	3592.99	SLMM	P 03 00	0.00	3592.99	06/30/01	3592.99	0.00	0.00	3592.99
002946	000	02/01/98	2417.42	SLMM	P 03 00	0.00	2417.42	06/30/01	2417.42	0.00	0.00	2417.42
002947	000	02/01/98	3592.99	SLMM	P 03 00	0.00	3592.99	06/30/01	3592.99	0.00	0.00	3592.99
002957	000	04/01/98	5042.00	SLMM	P 03 00	0.00	5042.00	06/30/01	5042.00	0.00	0.00	5042.00
002962	000	04/01/98	2419.49	SLMM	P 03 00	0.00	2419.49	06/30/01	2419.49	0.00	0.00	2419.49
002963	000	04/01/98	2419.49	SLMM	P 03 00	0.00	2419.49	06/30/01	2419.49	0.00	0.00	2419.49
002965	000	05/01/98	1385.00	SLMM	P 03 00	0.00	1385.00	06/30/01	1385.00	0.00	0.00	1385.00
002981	000	06/01/98	2975.00	SLMM	P 03 00	0.00	2975.00	06/30/01	2975.00	0.00	0.00	2975.00
002982	000	06/01/98	2975.00	SLMM	P 03 00	0.00	2975.00	06/30/01	2975.00	0.00	0.00	2975.00
003008	000	09/01/98	1905.00	SLMM	P 05 00	0.00	1905.00	05/31/02	1079.50	31.75	381.00	1460.50
003010	000	09/01/98	2316.48	SLMM	P 03 00	0.00	2316.48	08/31/01	2187.79	0.00	128.69	2316.48
003011	000	09/01/98	2316.48	SLMM	P 03 00	0.00	2316.48	08/31/01	2187.79	0.00	128.69	2316.48
003012	000	09/01/98	2316.48	SLMM	P 03 00	0.00	2316.48	08/31/01	2187.79	0.00	128.69	2316.48
003013	000	09/01/98	2316.48	SLMM	P 03 00	0.00	2316.48	08/31/01	2187.79	0.00	128.69	2316.48
003014	000	09/01/98	2316.48	SLMM	P 03 00	0.00	2316.48	08/31/01	2187.79	0.00	128.69	2316.48
003015	000	09/01/98	2316.48	SLMM	P 03 00	0.00	2316.48	08/31/01	2187.79	0.00	128.69	2316.48
003016	000	09/01/98	2316.48	SLMM	P 03 00	0.00	2316.48	08/31/01	2187.79	0.00	128.69	2316.48
003017	000	09/01/98	2316.48	SLMM	P 03 00	0.00	2316.48	08/31/01	2187.79	0.00	128.69	2316.48
003018	000	09/01/98	2316.48	SLMM	P 03 00	0.00	2316.48	08/31/01	2187.79	0.00	128.69	2316.48
003019	000	09/01/98	2316.48	SLMM	P 03 00	0.00	2316.48	08/31/01	2187.79	0.00	128.69	2316.48
003020	000	09/01/98	2316.48	SLMM	P 03 00	0.00	2316.48	08/31/01	2187.79	0.00	128.69	2316.48
003021	000	09/01/98	2316.48	SLMM	P 03 00	0.00	2316.48	08/31/01	2187.79	0.00	128.69	2316.48
003022	000	09/01/98	2316.48	SLMM	P 03 00	0.00	2316.48	08/31/01	2187.79	0.00	128.69	2316.48
003023	000	09/01/98	2316.48	SLMM	P 03 00	0.00	2316.48	08/31/01	2187.79	0.00	128.69	2316.48
003024	000	09/01/98	2316.48	SLMM	P 03 00	0.00	2316.48	08/31/01	2187.79	0.00	128.69	2316.48
003025	000	09/01/98	2316.48	SLMM	P 03 00	0.00	2316.48	08/31/01	2187.79	0.00	128.69	2316.48
003026	000	09/01/98	2316.48	SLMM	P 03 00	0.00	2316.48	08/31/01	2187.79	0.00	128.69	2316.48
003027	000	09/01/98	2316.48	SLMM	P 03 00	0.00	2316.48	08/31/01	2187.79	0.00	128.69	2316.48
003028	000	09/01/98	2316.51	SLMM	P 03 00	0.00	2316.51	08/31/01	2187.82	0.00	128.69	2316.51
003040	000	09/01/98	3025.00	SLMM	P 03 00	0.00	3025.00	08/31/01	2856.94	0.00	168.06	3025.00
003041	000	09/01/98	3025.00	SLMM	P 03 00	0.00	3025.00	08/31/01	2856.94	0.00	168.06	3025.00
003042	000	09/01/98	3025.00	SLMM	P 03 00	0.00	3025.00	08/31/01	2856.94	0.00	168.06	3025.00
003043	000	09/01/98	3025.00	SLMM	P 03 00	0.00	3025.00	08/31/01	2856.94	0.00	168.06	3025.00
003044	000	09/01/98	3025.00	SLMM	P 03 00	0.00	3025.00	08/31/01	2856.94	0.00	168.06	3025.00
003045	000	09/01/98	3025.00	SLMM	P 03 00	0.00	3025.00	08/31/01	2856.94	0.00	168.06	3025.00
003046	000	09/01/98	3025.00	SLMM	P 03 00	0.00	3025.00	08/31/01	2856.94	0.00	168.06	3025.00
003047	000	09/01/98	3025.00	SLMM	P 03 00	0.00	3025.00	08/31/01	2856.94	0.00	168.06	3025.00
003048	000	09/01/98	3025.00	SLMM	P 03 00	0.00	3025.00	08/31/01	2856.94	0.00	168.06	3025.00
003049	000	09/01/98	3025.00	SLMM	P 03 00	0.00	3025.00	08/31/01	2856.94	0.00	168.06	3025.00
003050	000	09/01/98	3025.00	SLMM	P 03 00	0.00	3025.00	08/31/01	2856.94	0.00	168.06	3025.00
003051	000	09/01/98	3025.00	SLMM	P 03 00	0.00	3025.00	08/31/01	2856.94	0.00	168.06	3025.00
003130	000	09/01/98	2885.68	SLMM	P 03 00	0.00	2885.68	08/31/01	2725.36	0.00	160.32	2885.68
003131	000	09/01/98	2885.68	SLMM	P 03 00	0.00	2885.68	08/31/01	2725.36	0.00	160.32	2885.68
003132	000	09/01/98	2885.68	SLMM	P 03 00	0.00	2885.68	08/31/01	2725.36	0.00	160.32	2885.68
003133	000	09/01/98	2885.68	SLMM	P 03 00	0.00	2885.68	08/31/01	2725.36	0.00	160.32	2885.68
003134	000	09/01/98	2885.68	SLMM	P 03 00	0.00	2885.68	08/31/01	2725.36	0.00	160.32	2885.68

AMERICAN SOCIETY OF MECH ENG DEPRECIATION EXPENSE REPORT

as of 06/30/2002

SYS No	Ext	In Svc Date	Acquired Value	Dep Meth	P Est T Life	Salvage/ Sect 179	Depreciable Basis	Prev Thru	Prior Accum Depreciation	Depreciation This Run	Current Year to Date	Curr Accum Depreciation Key
003273	000	09/01/98	2885.68	SLMM	P 03 00	0.00	2885.68	08/31/01	2725.36	0.00	160.32	2885.68
003274	000	09/01/98	2885.68	SLMM	P 03 00	0.00	2885.68	08/31/01	2725.36	0.00	160.32	2885.68
003275	000	09/01/98	2885.68	SLMM	P 03 00	0.00	2885.68	08/31/01	2725.36	0.00	160.32	2885.68
003276	000	09/01/98	2885.68	SLMM	P 03 00	0.00	2885.68	08/31/01	2725.36	0.00	160.32	2885.68
003277	000	09/01/98	2885.68	SLMM	P 03 00	0.00	2885.68	08/31/01	2725.36	0.00	160.32	2885.68
003278	000	09/01/98	2885.68	SLMM	P 03 00	0.00	2885.68	08/31/01	2725.36	0.00	160.32	2885.68
003279	000	09/01/98	2885.68	SLMM	P 03 00	0.00	2885.68	08/31/01	2725.36	0.00	160.32	2885.68
003280	000	09/01/98	2885.68	SLMM	P 03 00	0.00	2885.68	08/31/01	2725.36	0.00	160.32	2885.68
003281	000	09/01/98	2885.28	SLMM	P 03 00	0.00	2885.28	08/31/01	2724.99	0.00	160.29	2885.28
003340	000	12/01/98	3511.99	SLMM	P 03 00	0.00	3511.99	11/30/01	3024.21	0.00	487.78	3511.99
003383	000	12/01/98	5273.20	SLMM	P 03 00	0.00	5273.20	11/30/01	4540.81	0.00	732.39	5273.20
003384	000	12/01/98	5273.20	SLMM	P 03 00	0.00	5273.20	11/30/01	4540.81	0.00	732.39	5273.20
003385	000	12/01/98	5273.20	SLMM	P 03 00	0.00	5273.20	11/30/01	4540.81	0.00	732.39	5273.20
003389	000	12/01/98	10507.01	SLMM	P 03 00	0.00	10507.01	11/30/01	9047.71	0.00	1459.30	10507.01
003395	000	12/01/98	3463.00	SLMM	P 03 00	0.00	3463.00	11/30/01	2982.02	0.00	480.98	3463.00
003396	000	12/01/98	430.00	SLMM	P 03 00	0.00	430.00	11/30/01	370.27	0.00	59.73	430.00
003397	000	12/01/98	430.00	SLMM	P 03 00	0.00	430.00	11/30/01	370.27	0.00	59.73	430.00
003398	000	12/01/98	430.00	SLMM	P 03 00	0.00	430.00	11/30/01	370.27	0.00	59.73	430.00
003399	000	12/01/98	430.00	SLMM	P 03 00	0.00	430.00	11/30/01	370.27	0.00	59.73	430.00
003400	000	12/01/98	430.00	SLMM	P 03 00	0.00	430.00	11/30/01	370.27	0.00	59.73	430.00
003401	000	12/01/98	430.00	SLMM	P 03 00	0.00	430.00	11/30/01	370.27	0.00	59.73	430.00
003402	000	12/01/98	430.00	SLMM	P 03 00	0.00	430.00	11/30/01	370.27	0.00	59.73	430.00
003403	000	12/01/98	430.00	SLMM	P 03 00	0.00	430.00	11/30/01	370.27	0.00	59.73	430.00
003404	000	12/01/98	430.00	SLMM	P 03 00	0.00	430.00	11/30/01	370.27	0.00	59.73	430.00
003405	000	12/01/98	430.00	SLMM	P 03 00	0.00	430.00	11/30/01	370.27	0.00	59.73	430.00
003406	000	12/01/98	430.00	SLMM	P 03 00	0.00	430.00	11/30/01	370.27	0.00	59.73	430.00
003407	000	12/01/98	430.00	SLMM	P 03 00	0.00	430.00	11/30/01	370.27	0.00	59.73	430.00
003408	000	12/01/98	430.00	SLMM	P 03 00	0.00	430.00	11/30/01	370.27	0.00	59.73	430.00
003409	000	12/01/98	430.00	SLMM	P 03 00	0.00	430.00	11/30/01	370.27	0.00	59.73	430.00
003410	000	12/01/98	430.00	SLMM	P 03 00	0.00	430.00	11/30/01	370.27	0.00	59.73	430.00
003411	000	12/01/98	430.00	SLMM	P 03 00	0.00	430.00	11/30/01	370.27	0.00	59.73	430.00
003433	000	01/01/99	2507.45	SLMM	P 03 00	0.00	2507.45	12/31/01	2089.55	0.00	417.90	2507.45
003434	000	01/01/99	240.00	SLMM	P 03 00	0.00	240.00	12/31/01	200.00	0.00	40.00	240.00
003435	000	01/01/99	240.00	SLMM	P 03 00	0.00	240.00	12/31/01	200.00	0.00	40.00	240.00
003436	000	01/01/99	240.00	SLMM	P 03 00	0.00	240.00	12/31/01	200.00	0.00	40.00	240.00
003437	000	01/01/99	240.00	SLMM	P 03 00	0.00	240.00	12/31/01	200.00	0.00	40.00	240.00
003438	000	01/01/99	240.00	SLMM	P 03 00	0.00	240.00	12/31/01	200.00	0.00	40.00	240.00
003439	000	01/01/99	240.00	SLMM	P 03 00	0.00	240.00	12/31/01	200.00	0.00	40.00	240.00
003440	000	01/01/99	240.00	SLMM	P 03 00	0.00	240.00	12/31/01	200.00	0.00	40.00	240.00
003441	000	01/01/99	240.00	SLMM	P 03 00	0.00	240.00	12/31/01	200.00	0.00	40.00	240.00
003442	000	01/01/99	240.00	SLMM	P 03 00	0.00	240.00	12/31/01	200.00	0.00	40.00	240.00
003443	000	01/01/99	240.00	SLMM	P 03 00	0.00	240.00	12/31/01	200.00	0.00	40.00	240.00
003444	000	01/01/99	240.00	SLMM	P 03 00	0.00	240.00	12/31/01	200.00	0.00	40.00	240.00
003445	000	01/01/99	1828.20	SLMM	P 03 00	0.00	1828.20	12/31/01	1523.50	0.00	304.70	1828.20
003446	000	01/01/99	1269.95	SLMM	P 03 00	0.00	1269.95	12/31/01	1058.30	0.00	211.65	1269.95
003447	000	01/01/99	1185.70	SLMM	P 03 00	0.00	1185.70	12/31/01	988.08	0.00	197.62	1185.70

AMERICAN SOCIETY OF MECH ENG DEPRECIATION EXPENSE REPORT

as of 06/30/2002

SYS No	Ext	In Svc Date	Acquired Value	Dep Meth	P Est T Life	Salvage/ Sect 179	Depreciable Basis	Prev Thru	Prior Accum Depreciation	Depreciation This Run	Current Year to Date	Curr Accum Depreciation Key
003452	000	01/01/99	2240.57	SLMM	P 03 00	0.00	2240.57	12/31/01	1867.15	0.00	373.42	2240.57
003453	000	01/01/99	2240.57	SLMM	P 03 00	0.00	2240.57	12/31/01	1867.15	0.00	373.42	2240.57
003454	000	01/01/99	2240.57	SLMM	P 03 00	0.00	2240.57	12/31/01	1867.15	0.00	373.42	2240.57
003455	000	01/01/99	2240.57	SLMM	P 03 00	0.00	2240.57	12/31/01	1867.15	0.00	373.42	2240.57
003456	000	01/01/99	2240.57	SLMM	P 03 00	0.00	2240.57	12/31/01	1867.15	0.00	373.42	2240.57
003457	000	01/01/99	2240.57	SLMM	P 03 00	0.00	2240.57	12/31/01	1867.15	0.00	373.42	2240.57
003458	000	01/01/99	2240.57	SLMM	P 03 00	0.00	2240.57	12/31/01	1867.15	0.00	373.42	2240.57
003459	000	01/01/99	2240.57	SLMM	P 03 00	0.00	2240.57	12/31/01	1867.15	0.00	373.42	2240.57
003460	000	01/01/99	2240.57	SLMM	P 03 00	0.00	2240.57	12/31/01	1867.15	0.00	373.42	2240.57
003461	000	01/01/99	2240.57	SLMM	P 03 00	0.00	2240.57	12/31/01	1867.15	0.00	373.42	2240.57
003462	000	01/01/99	2240.57	SLMM	P 03 00	0.00	2240.57	12/31/01	1867.15	0.00	373.42	2240.57
003463	000	01/01/99	2240.56	SLMM	P 03 00	0.00	2240.56	12/31/01	1867.13	0.00	373.43	2240.56
003482	000	02/01/99	6804.10	SLMM	P 03 00	0.00	6804.10	01/31/02	5481.07	0.00	1323.03	6804.10
003483	000	02/01/99	3018.72	SLMM	P 03 00	0.00	3018.72	01/31/02	2431.75	0.00	586.97	3018.72
003484	000	02/01/99	3018.72	SLMM	P 03 00	0.00	3018.72	01/31/02	2431.75	0.00	586.97	3018.72
003485	000	02/01/99	3018.72	SLMM	P 03 00	0.00	3018.72	01/31/02	2431.75	0.00	586.97	3018.72
003486	000	02/01/99	3751.00	SLMM	P 03 00	0.00	3751.00	01/31/02	3021.63	0.00	729.37	3751.00
003487	000	02/01/99	3751.00	SLMM	P 03 00	0.00	3751.00	01/31/02	3021.63	0.00	729.37	3751.00
003527	000	03/01/99	1290.70	SLMM	P 03 00	0.00	1290.70	02/28/02	1003.87	0.00	286.83	1290.70
003528	000	03/01/99	1290.70	SLMM	P 03 00	0.00	1290.70	02/28/02	1003.87	0.00	286.83	1290.70
003529	000	03/01/99	1290.70	SLMM	P 03 00	0.00	1290.70	02/28/02	1003.87	0.00	286.83	1290.70
003530	000	03/01/99	1290.70	SLMM	P 03 00	0.00	1290.70	02/28/02	1003.87	0.00	286.83	1290.70
003531	000	03/01/99	1290.75	SLMM	P 03 00	0.00	1290.75	02/28/02	1003.92	0.00	286.83	1290.75
003532	000	03/01/99	1290.70	SLMM	P 03 00	0.00	1290.70	02/28/02	1003.87	0.00	286.83	1290.70
003533	000	03/01/99	1290.70	SLMM	P 03 00	0.00	1290.70	02/28/02	1003.87	0.00	286.83	1290.70
003534	000	03/01/99	2545.70	SLMM	P 03 00	0.00	2545.70	02/28/02	1980.00	0.00	565.70	2545.70
003535	000	03/01/99	2545.70	SLMM	P 03 00	0.00	2545.70	02/28/02	1980.00	0.00	565.70	2545.70
003536	000	03/01/99	1645.70	SLMM	P 03 00	0.00	1645.70	02/28/02	1280.00	0.00	365.70	1645.70
003537	000	03/01/99	1645.70	SLMM	P 03 00	0.00	1645.70	02/28/02	1280.00	0.00	365.70	1645.70
003538	000	03/01/99	569.90	SLMM	P 03 00	0.00	569.90	02/28/02	443.26	0.00	126.64	569.90
003540	000	04/01/99	1443.20	SLMM	P 03 00	0.00	1443.20	03/31/02	1082.41	0.00	360.79	1443.20
003542	000	04/01/99	14570.00	SLMM	P 03 00	0.00	14570.00	03/31/02	10927.51	0.00	3642.49	14570.00
003552	000	05/01/99	1183.35	SLMM	P 03 00	0.00	1183.35	04/30/02	854.64	0.00	328.71	1183.35
003559	000	06/01/99	14912.00	SLMM	P 03 00	0.00	14912.00	05/31/02	10355.56	0.00	4556.44	14912.00
003562	000	08/01/99	2663.10	SLMM	P 03 00	0.00	2663.10	05/31/02	1701.43	73.98	887.70	2589.13
003563	000	08/01/99	2663.10	SLMM	P 03 00	0.00	2663.10	05/31/02	1701.43	73.98	887.70	2589.13
003572	000	09/01/99	3044.34	SLMM	P 03 00	0.00	3044.34	05/31/02	1860.43	84.57	1014.78	2875.21
003587	000	09/01/99	2663.10	SLMM	P 03 00	0.00	2663.10	05/31/02	1627.45	73.98	887.70	2515.15
003588	000	09/01/99	2663.10	SLMM	P 03 00	0.00	2663.10	05/31/02	1627.45	73.98	887.70	2515.15
003589	000	09/01/99	2663.10	SLMM	P 03 00	0.00	2663.10	05/31/02	1627.45	73.98	887.70	2515.15
003590	000	09/01/99	2663.10	SLMM	P 03 00	0.00	2663.10	05/31/02	1627.45	73.98	887.70	2515.15
003591	000	09/01/99	2663.10	SLMM	P 03 00	0.00	2663.10	05/31/02	1627.45	73.98	887.70	2515.15
003592	000	09/01/99	2663.10	SLMM	P 03 00	0.00	2663.10	05/31/02	1627.45	73.98	887.70	2515.15
003593	000	09/01/99	2663.10	SLMM	P 03 00	0.00	2663.10	05/31/02	1627.45	73.98	887.70	2515.15
003594	000	09/01/99	2663.10	SLMM	P 03 00	0.00	2663.10	05/31/02	1627.45	73.98	887.70	2515.15
003595	000	09/01/99	2663.10	SLMM	P 03 00	0.00	2663.10	05/31/02	1627.45	73.98	887.70	2515.15

AMERICAN SOCIETY OF MECH ENG
DEPRECIATION EXPENSE REPORT

as of 06/30/2002

SYS No	Ext	In Svc Date	Acquired Value	Dep Meth	P Est T Life	Salvage/ Sect 179	Depreciable Basis	Prev Thru	Prior Accum Depreciation	Depreciation This Run	Current Year to Date	Curr Accum Depreciation Key
003596	000	09/01/99	2663.10	SLMM	P 03 00	0.00	2663.10	05/31/02	1627.45	73.98	887.70	2515.15
003597	000	09/01/99	2663.10	SLMM	P 03 00	0.00	2663.10	05/31/02	1627.45	73.98	887.70	2515.15
003598	000	09/01/99	2663.10	SLMM	P 03 00	0.00	2663.10	05/31/02	1627.45	73.98	887.70	2515.15
003599	000	09/01/99	2663.10	SLMM	P 03 00	0.00	2663.10	05/31/02	1627.45	73.98	887.70	2515.15
003600	000	09/01/99	2663.10	SLMM	P 03 00	0.00	2663.10	05/31/02	1627.45	73.98	887.70	2515.15
003601	000	09/01/99	2663.10	SLMM	P 03 00	0.00	2663.10	05/31/02	1627.45	73.98	887.70	2515.15
003602	000	09/01/99	2663.10	SLMM	P 03 00	0.00	2663.10	05/31/02	1627.45	73.98	887.70	2515.15
003603	000	09/01/99	2663.10	SLMM	P 03 00	0.00	2663.10	05/31/02	1627.45	73.98	887.70	2515.15
003656	000	11/01/99	3923.00	SLMM	P 03 00	0.00	3923.00	05/31/02	2179.45	108.98	1307.67	3487.12
003657	000	11/01/99	3923.00	SLMM	P 03 00	0.00	3923.00	05/31/02	2179.45	108.98	1307.67	3487.12
003658	000	11/01/99	3923.66	SLMM	P 03 00	0.00	3923.66	05/31/02	2179.82	109.00	1307.89	3487.71
003667	000	02/01/00	2568.00	SLMM	P 03 00	0.00	2568.00	05/31/02	1212.67	71.34	856.00	2068.67
003668	000	02/01/00	2568.00	SLMM	P 03 00	0.00	2568.00	05/31/02	1212.67	71.34	856.00	2068.67
003669	000	02/01/00	2568.00	SLMM	P 03 00	0.00	2568.00	05/31/02	1212.67	71.34	856.00	2068.67
003670	000	02/01/00	2568.00	SLMM	P 03 00	0.00	2568.00	05/31/02	1212.67	71.34	856.00	2068.67
003671	000	02/01/00	2568.00	SLMM	P 03 00	0.00	2568.00	05/31/02	1212.67	71.34	856.00	2068.67
003672	000	02/01/00	2568.00	SLMM	P 03 00	0.00	2568.00	05/31/02	1212.67	71.34	856.00	2068.67
003673	000	02/01/00	2568.00	SLMM	P 03 00	0.00	2568.00	05/31/02	1212.67	71.34	856.00	2068.67
003674	000	02/01/00	2568.00	SLMM	P 03 00	0.00	2568.00	05/31/02	1212.67	71.34	856.00	2068.67
003675	000	02/01/00	2568.00	SLMM	P 03 00	0.00	2568.00	05/31/02	1212.67	71.34	856.00	2068.67
003676	000	02/01/00	2568.00	SLMM	P 03 00	0.00	2568.00	05/31/02	1212.67	71.34	856.00	2068.67
003677	000	02/01/00	3304.58	SLMM	P 03 00	0.00	3304.58	05/31/02	1560.50	91.80	1101.53	2662.03
003688	000	04/01/00	4264.20	SLMM	P 03 00	0.00	4264.20	05/31/02	1776.75	118.45	1421.40	3198.15
003691	000	04/01/00	3448.62	SLMM	P 03 00	0.00	3448.62	05/31/02	1436.93	95.80	1149.54	2586.47
003693	000	05/01/00	2519.08	SLMM	P 03 00	0.00	2519.08	05/31/02	979.64	69.98	839.69	1819.33
003694	000	05/01/00	2519.08	SLMM	P 03 00	0.00	2519.08	05/31/02	979.64	69.98	839.69	1819.33
003695	000	05/01/00	2519.09	SLMM	P 03 00	0.00	2519.09	05/31/02	979.65	69.98	839.70	1819.35
003698	000	05/01/00	4037.00	SLMM	P 03 00	0.00	4037.00	05/31/02	1569.95	112.14	1345.67	2915.62
003700	000	07/01/00	58799.64	SLMM	P 03 00	0.00	58799.64	05/31/02	19599.88	1633.33	19599.88	39199.76
003701	000	07/01/00	35926.60	SLMM	P 03 00	0.00	35926.60	05/31/02	11975.53	997.97	11975.53	23951.06
003719	000	12/01/00	32392.00	SLMM	P 03 00	0.00	32392.00	05/31/02	6298.45	899.78	10797.33	17095.78
003728	000	01/01/01	1627.22	SLMM	P 03 00	0.00	1627.22	05/31/02	271.20	45.21	542.41	813.61
003729	000	01/01/01	1627.22	SLMM	P 03 00	0.00	1627.22	05/31/02	271.20	45.21	542.41	813.61
003730	000	01/01/01	1627.22	SLMM	P 03 00	0.00	1627.22	05/31/02	271.20	45.21	542.41	813.61
003731	000	01/01/01	1627.22	SLMM	P 03 00	0.00	1627.22	05/31/02	271.20	45.21	542.41	813.61
003732	000	01/01/01	1627.22	SLMM	P 03 00	0.00	1627.22	05/31/02	271.20	45.21	542.41	813.61
003733	000	01/01/01	1627.22	SLMM	P 03 00	0.00	1627.22	05/31/02	271.20	45.21	542.41	813.61
003734	000	01/01/01	1627.22	SLMM	P 03 00	0.00	1627.22	05/31/02	271.20	45.21	542.41	813.61
003752	000	02/01/01	1472.00	SLMM	P 03 00	0.00	1472.00	05/31/02	204.45	40.89	490.67	695.12
003753	000	02/01/01	1472.00	SLMM	P 03 00	0.00	1472.00	05/31/02	204.45	40.89	490.67	695.12
003755	000	03/01/01	2917.90	SLMM	P 03 00	0.00	2917.90	05/31/02	324.21	81.06	972.63	1296.84
003791	000	05/01/01	2470.00	SLMM	P 03 00	0.00	2470.00	05/31/02	137.22	68.62	823.33	960.55
003792	000	05/01/01	2470.00	SLMM	P 03 00	0.00	2470.00	05/31/02	137.22	68.62	823.33	960.55
003793	000	05/01/01	2470.00	SLMM	P 03 00	0.00	2470.00	05/31/02	137.22	68.62	823.33	960.55
003794	000	05/01/01	2470.00	SLMM	P 03 00	0.00	2470.00	05/31/02	137.22	68.62	823.33	960.55
003796	000	05/01/01	2470.00	SLMM	P 03 00	0.00	2470.00	05/31/02	137.22	68.62	823.33	960.55

AMERICAN SOCIETY OF MECH ENG DEPRECIATION EXPENSE REPORT

as of 06/30/2002

SYS No	Ext	In Svc Date	Acquired Value	Dep Meth	P Est T Life	Salvage/ Sect 179	Depreciable Basis	Prev Thru	Prior Accum Depreciation	Depreciation This Run	Current Year to Date	Curr Accum Depreciation Key
003853	000	07/01/01	2314.00	SLMM	P 03 00	0.00	2314.00	05/31/02	0.00	64.28	771.33	771.33
003854	000	07/01/01	2314.00	SLMM	P 03 00	0.00	2314.00	05/31/02	0.00	64.28	771.33	771.33
003855	000	07/01/01	2314.00	SLMM	P 03 00	0.00	2314.00	05/31/02	0.00	64.28	771.33	771.33
003856	000	07/01/01	2314.00	SLMM	P 03 00	0.00	2314.00	05/31/02	0.00	64.28	771.33	771.33
003857	000	07/01/01	2314.00	SLMM	P 03 00	0.00	2314.00	05/31/02	0.00	64.28	771.33	771.33
003858	000	07/01/01	2314.00	SLMM	P 03 00	0.00	2314.00	05/31/02	0.00	64.28	771.33	771.33
003859	000	07/01/01	2314.00	SLMM	P 03 00	0.00	2314.00	05/31/02	0.00	64.28	771.33	771.33
003860	000	07/01/01	2314.00	SLMM	P 03 00	0.00	2314.00	05/31/02	0.00	64.28	771.33	771.33
003861	000	07/01/01	2314.00	SLMM	P 03 00	0.00	2314.00	05/31/02	0.00	64.28	771.33	771.33
003862	000	07/01/01	2314.00	SLMM	P 03 00	0.00	2314.00	05/31/02	0.00	64.28	771.33	771.33
003863	000	07/01/01	2314.00	SLMM	P 03 00	0.00	2314.00	05/31/02	0.00	64.28	771.33	771.33
003864	000	07/01/01	2314.00	SLMM	P 03 00	0.00	2314.00	05/31/02	0.00	64.28	771.33	771.33
003865	000	07/01/01	2314.00	SLMM	P 03 00	0.00	2314.00	05/31/02	0.00	64.28	771.33	771.33
003866	000	07/01/01	2314.00	SLMM	P 03 00	0.00	2314.00	05/31/02	0.00	64.28	771.33	771.33
003867	000	07/01/01	2314.00	SLMM	P 03 00	0.00	2314.00	05/31/02	0.00	64.28	771.33	771.33
003927	000	07/01/01	12644.85	SLMM	P 03 00	0.00	12644.85	05/31/02	0.00	351.25	4214.95	4214.95
003928	000	07/01/01	12644.85	SLMM	P 03 00	0.00	12644.85	05/31/02	0.00	351.25	4214.95	4214.95
003929	000	07/01/01	1306.00	SLMM	P 03 00	0.00	1306.00	05/31/02	0.00	36.28	435.33	435.33
003930	000	07/01/01	1306.00	SLMM	P 03 00	0.00	1306.00	05/31/02	0.00	36.28	435.33	435.33
003931	000	07/01/01	1306.00	SLMM	P 03 00	0.00	1306.00	05/31/02	0.00	36.28	435.33	435.33
003932	000	07/01/01	1306.00	SLMM	P 03 00	0.00	1306.00	05/31/02	0.00	36.28	435.33	435.33
003933	000	07/01/01	1306.00	SLMM	P 03 00	0.00	1306.00	05/31/02	0.00	36.28	435.33	435.33
003934	000	07/01/01	1306.00	SLMM	P 03 00	0.00	1306.00	05/31/02	0.00	36.28	435.33	435.33
003935	000	07/01/01	1306.00	SLMM	P 03 00	0.00	1306.00	05/31/02	0.00	36.28	435.33	435.33
003936	000	07/01/01	1306.00	SLMM	P 03 00	0.00	1306.00	05/31/02	0.00	36.28	435.33	435.33
003937	000	07/01/01	1306.00	SLMM	P 03 00	0.00	1306.00	05/31/02	0.00	36.28	435.33	435.33
003938	000	07/01/01	1306.00	SLMM	P 03 00	0.00	1306.00	05/31/02	0.00	36.28	435.33	435.33
003939	000	07/01/01	1306.00	SLMM	P 03 00	0.00	1306.00	05/31/02	0.00	36.28	435.33	435.33
003940	000	07/01/01	1306.00	SLMM	P 03 00	0.00	1306.00	05/31/02	0.00	36.28	435.33	435.33
003941	000	07/01/01	1306.00	SLMM	P 03 00	0.00	1306.00	05/31/02	0.00	36.28	435.33	435.33
003942	000	07/01/01	1306.00	SLMM	P 03 00	0.00	1306.00	05/31/02	0.00	36.28	435.33	435.33
003943	000	07/01/01	1306.00	SLMM	P 03 00	0.00	1306.00	05/31/02	0.00	36.28	435.33	435.33
003944	000	07/01/01	1306.00	SLMM	P 03 00	0.00	1306.00	05/31/02	0.00	36.28	435.33	435.33
003945	000	07/01/01	1306.00	SLMM	P 03 00	0.00	1306.00	05/31/02	0.00	36.28	435.33	435.33
003946	000	07/01/01	1306.00	SLMM	P 03 00	0.00	1306.00	05/31/02	0.00	36.28	435.33	435.33
003947	000	07/01/01	1306.00	SLMM	P 03 00	0.00	1306.00	05/31/02	0.00	36.28	435.33	435.33
003948	000	07/01/01	1306.00	SLMM	P 03 00	0.00	1306.00	05/31/02	0.00	36.28	435.33	435.33
003979	000	07/01/01	1306.00	SLMM	P 03 00	0.00	1306.00	05/31/02	0.00	36.28	435.33	435.33
003980	000	07/01/01	1306.00	SLMM	P 03 00	0.00	1306.00	05/31/02	0.00	36.28	435.33	435.33
003981	000	07/01/01	1306.00	SLMM	P 03 00	0.00	1306.00	05/31/02	0.00	36.28	435.33	435.33
003982	000	07/01/01	1306.00	SLMM	P 03 00	0.00	1306.00	05/31/02	0.00	36.28	435.33	435.33
003983	000	07/01/01	1306.00	SLMM	P 03 00	0.00	1306.00	05/31/02	0.00	36.28	435.33	435.33
003984	000	07/01/01	1306.00	SLMM	P 03 00	0.00	1306.00	05/31/02	0.00	36.28	435.33	435.33
003985	000	07/01/01	1306.00	SLMM	P 03 00	0.00	1306.00	05/31/02	0.00	36.28	435.33	435.33
003986	000	07/01/01	1306.00	SLMM	P 03 00	0.00	1306.00	05/31/02	0.00	36.28	435.33	435.33
003987	000	07/01/01	1306.00	SLMM	P 03 00	0.00	1306.00	05/31/02	0.00	36.28	435.33	435.33

AMERICAN SOCIETY OF MECH ENG DEPRECIATION EXPENSE REPORT

as of 06/30/2002

SYS No	Ext	In Svc Date	Acquired Value	Dep Meth	P Est T Life	Salvage/ Sect 179	Depreciable Basis	Prev Thru	Prior Accum Depreciation	Depreciation This Run	Current Year to Date	Curr Accum Depreciation Key	
003988	000	07/01/01	1306.00	SLMM	P 03 00	0.00	1306.00	05/31/02	0.00	36.28	435.33	435.33	
003989	000	07/01/01	1306.00	SLMM	P 03 00	0.00	1306.00	05/31/02	0.00	36.28	435.33	435.33	
003990	000	07/01/01	1306.00	SLMM	P 03 00	0.00	1306.00	05/31/02	0.00	36.28	435.33	435.33	
003991	000	07/01/01	1306.00	SLMM	P 03 00	0.00	1306.00	05/31/02	0.00	36.28	435.33	435.33	
003992	000	07/01/01	1306.00	SLMM	P 03 00	0.00	1306.00	05/31/02	0.00	36.28	435.33	435.33	
003993	000	07/01/01	1306.00	SLMM	P 03 00	0.00	1306.00	05/31/02	0.00	36.28	435.33	435.33	
003994	000	07/01/01	1306.00	SLMM	P 03 00	0.00	1306.00	05/31/02	0.00	36.28	435.33	435.33	
003995	000	07/01/01	1306.00	SLMM	P 03 00	0.00	1306.00	05/31/02	0.00	36.28	435.33	435.33	
003996	000	07/01/01	1306.00	SLMM	P 03 00	0.00	1306.00	05/31/02	0.00	36.28	435.33	435.33	
003997	000	07/01/01	1306.00	SLMM	P 03 00	0.00	1306.00	05/31/02	0.00	36.28	435.33	435.33	
003998	000	07/01/01	1306.00	SLMM	P 03 00	0.00	1306.00	05/31/02	0.00	36.28	435.33	435.33	
003999	000	07/01/01	1306.00	SLMM	P 03 00	0.00	1306.00	05/31/02	0.00	36.28	435.33	435.33	
004000	000	07/01/01	1306.00	SLMM	P 03 00	0.00	1306.00	05/31/02	0.00	36.28	435.33	435.33	
004001	000	07/01/01	1306.00	SLMM	P 03 00	0.00	1306.00	05/31/02	0.00	36.28	435.33	435.33	
004002	000	07/01/01	1306.00	SLMM	P 03 00	0.00	1306.00	05/31/02	0.00	36.28	435.33	435.33	
004003	000	07/01/01	1306.00	SLMM	P 03 00	0.00	1306.00	05/31/02	0.00	36.28	435.33	435.33	
004004	000	07/01/01	1306.00	SLMM	P 03 00	0.00	1306.00	05/31/02	0.00	36.28	435.33	435.33	
004005	000	07/01/01	1306.00	SLMM	P 03 00	0.00	1306.00	05/31/02	0.00	36.28	435.33	435.33	
004006	000	07/01/01	1306.00	SLMM	P 03 00	0.00	1306.00	05/31/02	0.00	36.28	435.33	435.33	
004007	000	07/01/01	1306.00	SLMM	P 03 00	0.00	1306.00	05/31/02	0.00	36.28	435.33	435.33	
004008	000	07/01/01	1306.00	SLMM	P 03 00	0.00	1306.00	05/31/02	0.00	36.28	435.33	435.33	
004009	000	07/01/01	1306.00	SLMM	P 03 00	0.00	1306.00	05/31/02	0.00	36.28	435.33	435.33	
004010	000	07/01/01	1306.00	SLMM	P 03 00	0.00	1306.00	05/31/02	0.00	36.28	435.33	435.33	
004011	000	07/01/01	1306.00	SLMM	P 03 00	0.00	1306.00	05/31/02	0.00	36.28	435.33	435.33	
004012	000	07/01/01	1306.00	SLMM	P 03 00	0.00	1306.00	05/31/02	0.00	36.28	435.33	435.33	
004013	000	07/01/01	1306.00	SLMM	P 03 00	0.00	1306.00	05/31/02	0.00	36.28	435.33	435.33	
004014	000	07/01/01	1306.00	SLMM	P 03 00	0.00	1306.00	05/31/02	0.00	36.28	435.33	435.33	
004015	000	07/01/01	1306.00	SLMM	P 03 00	0.00	1306.00	05/31/02	0.00	36.28	435.33	435.33	
004016	000	07/01/01	1306.00	SLMM	P 03 00	0.00	1306.00	05/31/02	0.00	36.28	435.33	435.33	
004017	000	07/01/01	1306.00	SLMM	P 03 00	0.00	1306.00	05/31/02	0.00	36.28	435.33	435.33	
004018	000	07/01/01	1306.00	SLMM	P 03 00	0.00	1306.00	05/31/02	0.00	36.28	435.33	435.33	
004019	000	07/01/01	2123.80	SLMM	P 03 00	0.00	2123.80	05/31/02	0.00	59.00	707.93	707.93	
004037	000	01/01/02	1635.03	SLMM	P 03 00	0.00	1635.03	05/31/02	0.00	45.42	272.51	272.51	
004038	000	01/01/02	1358.00	SLMM	P 03 00	0.00	1358.00	05/31/02	0.00	37.73	226.33	226.33	
004039	000	01/01/02	1358.00	SLMM	P 03 00	0.00	1358.00	05/31/02	0.00	37.73	226.33	226.33	
004040	000	01/01/02	1358.00	SLMM	P 03 00	0.00	1358.00	05/31/02	0.00	37.73	226.33	226.33	
004043	000	01/01/02	2226.00	SLMM	P 03 00	0.00	2226.00	05/31/02	0.00	61.84	371.00	371.00	
004044	000	01/01/02	2226.00	SLMM	P 03 00	0.00	2226.00	05/31/02	0.00	61.84	371.00	371.00	
004051	000	02/01/02	4804.00	SLMM	P 03 00	0.00	4804.00	05/31/02	0.00	133.45	667.22	667.22	
004052	000	02/01/02	8950.00	SLMM	P 03 00	0.00	8950.00	05/31/02	0.00	248.62	1243.06	1243.06	
004061	000	04/01/02	1897.40	SLMM	P 03 00	0.00	1897.40	05/31/02	0.00	52.71	158.12	158.12	
004063	000	04/01/02	9405.60	SLMM	P 03 00	0.00	9405.60	05/31/02	0.00	261.27	783.80	783.80	
004065	000	04/01/02	3473.70	SLMM	P 03 00	0.00	3473.70	05/31/02	0.00	96.50	289.48	289.48	
Count= 582													

G/L Asset Acct No: 100640000010													
			1619306.08			0.00	1619306.08			1213022.01	12521.26	200078.15	1413100.16

AMERICAN SOCIETY OF MECH ENG DEPRECIATION EXPENSE REPORT

as of 06/30/2002

SYS No Ext	In Svc Date	Acquired Value	Dep Meth	P Est T Life	Salvage/ Sect 179	Depreciable Basis	Prev Thru	Prior Accum Depreciation	Depreciation This Run	Current Year to Date	Curr Accum Depreciation Key
Less disposals and transfers											
		0.00				0.00		0.00		0.00	
Net		1619306.08				0.00	1619306.08	1213022.01	12521.26	200078.15	1413100.16
001713	000 01/01/89	1740.00	SLMM	P 05 00		1740.00	11/30/01	1740.00	0.00	0.00	1740.00 d
001091	000 06/01/89	760.00	SLMM	P 05 00		760.00	11/30/01	760.00	0.00	0.00	760.00 d
001736	000 07/01/89	682.90	SLMM	P 05 00		682.90	11/30/01	682.90	0.00	0.00	682.90 d
001740	000 07/01/89	682.90	SLMM	P 05 00		682.90	11/30/01	682.90	0.00	0.00	682.90 d
001074	000 08/01/89	1756.05	SLMM	P 05 00		1756.05	11/30/01	1756.05	0.00	0.00	1756.05 d
002162	000 08/01/89	1756.05	SLMM	P 05 00		1756.05	11/30/01	1756.05	0.00	0.00	1756.05 d
002164	000 08/01/89	1756.05	SLMM	P 05 00		1756.05	11/30/01	1756.05	0.00	0.00	1756.05 d
001046	000 02/01/90	17439.88	SLMM	P 05 00		17439.88	06/30/01	17439.88	0.00	0.00	17439.88
001573	000 07/01/90	1134.00	SLMM	P 05 00		1134.00	11/30/01	1134.00	0.00	0.00	1134.00 d
000969	000 09/01/90	3000.00	SLMM	P 05 00		3000.00	06/30/01	3000.00	0.00	0.00	3000.00
000970	000 09/01/90	8247.50	SLMM	P 05 00		8247.50	06/30/01	8247.50	0.00	0.00	8247.50
000971	000 09/01/90	18850.00	SLMM	P 05 00		18850.00	06/30/01	18850.00	0.00	0.00	18850.00
000972	000 09/01/90	18850.00	SLMM	P 05 00		18850.00	06/30/01	18850.00	0.00	0.00	18850.00
000973	000 09/01/90	1507.83	SLMM	P 05 00		1507.83	06/30/01	1507.83	0.00	0.00	1507.83
001095	000 09/01/90	1732.98	SLMM	P 05 00		1732.98	11/30/01	1732.98	0.00	0.00	1732.98 d
000974	000 10/01/90	1384.05	SLMM	P 05 00		1384.05	06/30/01	1360.54	0.00	0.00	1360.54
000975	000 10/01/90	1452.50	SLMM	P 05 00		1452.50	06/30/01	1452.50	0.00	0.00	1452.50
000976	000 10/01/90	2614.00	SLMM	P 05 00		2614.00	06/30/01	2614.00	0.00	0.00	2614.00
000283	000 03/01/91	5055.00	SLMM	P 05 00		5055.00	06/30/01	5055.00	0.00	0.00	5055.00
000284	000 03/01/91	183.60	SLMM	P 05 00		183.60	06/30/01	183.60	0.00	0.00	183.60
000285	000 03/01/91	7660.00	SLMM	P 05 00		7660.00	06/30/01	7660.00	0.00	0.00	7660.00
000286	000 04/01/91	7583.00	SLMM	P 05 00		7583.00	06/30/01	7583.00	0.00	0.00	7583.00
000977	000 07/01/91	3900.00	SLMM	P 05 00		3900.00	06/30/01	3900.00	0.00	0.00	3900.00
000978	000 07/01/91	3900.00	SLMM	P 05 00		3900.00	06/30/01	3900.00	0.00	0.00	3900.00
001529	000 07/01/91	1462.94	SLMM	P 05 00		1462.94	11/30/01	1462.94	0.00	0.00	1462.94 d
000287	000 10/01/91	64500.00	SLMM	P 05 00		64500.00	06/30/01	64500.00	0.00	0.00	64500.00
000980	000 10/01/91	13320.00	SLMM	P 05 00		13320.00	11/30/01	13320.00	0.00	0.00	13320.00 d
000981	000 11/01/91	9555.00	SLMM	P 05 00		9555.00	06/30/01	9555.00	0.00	0.00	9555.00
000982	000 11/01/91	11910.00	SLMM	P 05 00		11910.00	06/30/01	11910.00	0.00	0.00	11910.00
000983	000 11/01/91	9900.00	SLMM	P 05 00		9900.00	06/30/01	9900.00	0.00	0.00	9900.00
000984	000 04/01/92	2069.00	SLMM	P 05 00		2069.00	06/30/01	2069.00	0.00	0.00	2069.00
000985	000 04/01/92	774.00	SLMM	P 05 00		774.00	06/30/01	774.00	0.00	0.00	774.00
000986	000 04/01/92	774.00	SLMM	P 05 00		774.00	06/30/01	774.00	0.00	0.00	774.00
000714	000 07/01/92	213400.00	SLMM	P 05 00		213400.00	06/30/01	213400.00	0.00	0.00	213400.00
000715	000 07/01/92	11650.00	SLMM	P 05 00		11650.00	06/30/01	11650.00	0.00	0.00	11650.00
000716	000 07/01/92	12177.00	SLMM	P 05 00		12177.00	06/30/01	12177.00	0.00	0.00	12177.00
000717	000 07/01/92	9773.00	SLMM	P 05 00		9773.00	06/30/01	9773.00	0.00	0.00	9773.00
000718	000 07/01/92	9764.00	SLMM	P 05 00		9764.00	06/30/01	9764.00	0.00	0.00	9764.00
000720	000 07/01/92	8896.20	SLMM	P 05 00		8896.20	06/30/01	8896.20	0.00	0.00	8896.20
001041	000 07/01/92	1855.80	SLMM	P 05 00		1855.80	06/30/01	1855.80	0.00	0.00	1855.80
001042	000 07/01/92	80613.10	SLMM	P 05 00		80613.10	06/30/01	80613.10	0.00	0.00	80613.10

AMERICAN SOCIETY OF MECH ENG DEPRECIATION EXPENSE REPORT

as of 06/30/2002

SYS No	Ext	In Svc Date	Acquired Value	Dep Meth	P Est T Life	Salvage/ Sect 179	Depreciable Basis	Prev Thru	Prior Accum Depreciation	Depreciation This Run	Current Year to Date	Curr Accum Depreciation Key
001473	000	07/01/92	2015.00	SLMM	P 03 00	0.00	2015.00	11/30/01	2015.00	0.00	0.00	2015.00 d
001097	000	09/01/92	2015.00	SLMM	P 03 00	0.00	2015.00	11/30/01	2015.00	0.00	0.00	2015.00 d
001098	000	09/01/92	2015.00	SLMM	P 03 00	0.00	2015.00	11/30/01	2015.00	0.00	0.00	2015.00 d
001099	000	09/01/92	2015.00	SLMM	P 03 00	0.00	2015.00	11/30/01	2015.00	0.00	0.00	2015.00 d
001100	000	09/01/92	2015.00	SLMM	P 03 00	0.00	2015.00	11/30/01	2015.00	0.00	0.00	2015.00 d
001101	000	09/01/92	2015.00	SLMM	P 03 00	0.00	2015.00	11/30/01	2015.00	0.00	0.00	2015.00 d
001102	000	09/01/92	2015.00	SLMM	P 03 00	0.00	2015.00	11/30/01	2015.00	0.00	0.00	2015.00 d
001103	000	09/01/92	2015.00	SLMM	P 03 00	0.00	2015.00	11/30/01	2015.00	0.00	0.00	2015.00 d
001104	000	09/01/92	2015.00	SLMM	P 03 00	0.00	2015.00	11/30/01	2015.00	0.00	0.00	2015.00 d
001105	000	09/01/92	2015.00	SLMM	P 03 00	0.00	2015.00	11/30/01	2015.00	0.00	0.00	2015.00 d
001106	000	09/01/92	2015.00	SLMM	P 03 00	0.00	2015.00	11/30/01	2015.00	0.00	0.00	2015.00 d
000416	000	11/01/92	2074.90	SLMM	P 03 00	0.00	2074.90	11/30/01	2074.90	0.00	0.00	2074.90 d
001038	000	11/01/92	2551.40	SLMM	P 05 00	0.00	2551.40	06/30/01	2551.40	0.00	0.00	2551.40
001039	000	11/01/92	1230.50	SLMM	P 05 00	0.00	1230.50	06/30/01	1230.50	0.00	0.00	1230.50
001040	000	11/01/92	1083.60	SLMM	P 05 00	0.00	1083.60	06/30/01	1083.60	0.00	0.00	1083.60
001111	000	01/01/93	3004.50	SLMM	P 03 00	0.00	3004.50	06/30/01	3004.50	0.00	0.00	3004.50
001115	000	05/01/93	3236.00	SLMM	P 03 00	0.00	3236.00	06/30/01	3236.00	0.00	0.00	3236.00
001033	000	06/01/93	10000.00	SLMM	P 05 00	0.00	10000.00	06/30/01	10000.00	0.00	0.00	10000.00
001034	000	06/01/93	10136.05	SLMM	P 05 00	0.00	10136.05	06/30/01	10136.05	0.00	0.00	10136.05
001035	000	06/01/93	12500.00	SLMM	P 05 00	0.00	12500.00	06/30/01	12500.00	0.00	0.00	12500.00
001036	000	01/01/93	2531.45	SLMM	P 05 00	0.00	2531.45	06/30/01	2531.45	0.00	0.00	2531.45
001037	000	11/01/92	2074.93	SLMM	P 05 00	0.00	2074.93	06/30/01	2074.93	0.00	0.00	2074.93
001159	000	07/01/93	6650.00	SLMM	P 05 00	0.00	6650.00	06/30/01	6650.00	0.00	0.00	6650.00
001160	000	07/01/93	55125.31	SLMM	P 05 00	0.00	55125.31	06/30/01	55125.31	0.00	0.00	55125.31
001833	000	07/01/92	3945.00	SLMM	P 03 00	0.00	3945.00	11/30/01	3945.00	0.00	0.00	3945.00 d
001148	000	07/01/93	1516.50	SLMM	P 03 00	0.00	1516.50	11/30/01	1516.50	0.00	0.00	1516.50 d
001149	000	07/01/93	1541.24	SLMM	P 03 00	0.00	1541.24	11/30/01	1541.24	0.00	0.00	1541.24 d
001150	000	07/01/93	3766.00	SLMM	P 03 00	0.00	3766.00	11/30/01	3766.00	0.00	0.00	3766.00 d
001151	000	07/01/93	6026.00	SLMM	P 03 00	0.00	6026.00	11/30/01	6026.00	0.00	0.00	6026.00 d
001878	000	01/01/94	43887.00	SLMM	P 05 00	0.00	43887.00	06/30/01	43887.00	0.00	0.00	43887.00
001968	000	06/01/94	1195.00	SLMM	P 03 00	0.00	1195.00	06/30/01	1195.00	0.00	0.00	1195.00
001969	000	06/01/94	3922.00	SLMM	P 03 00	0.00	3922.00	06/30/01	3922.00	0.00	0.00	3922.00
001970	000	06/01/94	5675.00	SLMM	P 05 00	0.00	5675.00	06/30/01	5675.00	0.00	0.00	5675.00
002031	000	07/01/94	1429.00	SLMM	P 03 00	0.00	1429.00	11/30/01	1429.00	0.00	0.00	1429.00 d
002127	000	08/01/94	1001.75	SLMM	P 03 00	0.00	1001.75	11/30/01	1001.75	0.00	0.00	1001.75 d
002066	000	09/01/94	34040.00	SLMM	P 05 00	0.00	34040.00	06/30/01	34040.00	0.00	0.00	34040.00
002067	000	09/01/94	19400.00	SLMM	P 05 00	0.00	19400.00	06/30/01	19400.00	0.00	0.00	19400.00
002068	000	09/01/94	3810.00	SLMM	P 05 00	0.00	3810.00	06/30/01	3810.00	0.00	0.00	3810.00
002069	000	09/01/94	1024.00	SLMM	P 03 00	0.00	1024.00	11/30/01	1024.00	0.00	0.00	1024.00 d
002070	000	09/01/94	1024.00	SLMM	P 03 00	0.00	1024.00	11/30/01	1024.00	0.00	0.00	1024.00 d
002071	000	09/01/94	1024.00	SLMM	P 03 00	0.00	1024.00	11/30/01	1024.00	0.00	0.00	1024.00 d
002072	000	09/01/94	1024.00	SLMM	P 03 00	0.00	1024.00	11/30/01	1024.00	0.00	0.00	1024.00 d
002073	000	09/01/94	1024.00	SLMM	P 03 00	0.00	1024.00	11/30/01	1024.00	0.00	0.00	1024.00 d
002074	000	09/01/94	1024.00	SLMM	P 03 00	0.00	1024.00	11/30/01	1024.00	0.00	0.00	1024.00 d
002075	000	09/01/94	1024.00	SLMM	P 03 00	0.00	1024.00	11/30/01	1024.00	0.00	0.00	1024.00 d
002086	000	10/01/94	1640.00	SLMM	P 03 00	0.00	1640.00	11/30/01	1640.00	0.00	0.00	1640.00 d

AMERICAN SOCIETY OF MECH ENG DEPRECIATION EXPENSE REPORT

as of 06/30/2002

SYS No	Ext	In Svc Date	Acquired Value	Dep Meth	P Est T Life	Salvage/ Sect 179	Depreciable Basis	Prev Thru	Prior Accum Depreciation	Depreciation This Run	Current Year to Date	Curr Accum Depreciation Key
002087	000	10/01/94	1640.00	SLMM	P 03 00	0.00	1640.00	11/30/01	1640.00	0.00	0.00	1640.00 d
002088	000	10/01/94	1640.00	SLMM	P 03 00	0.00	1640.00	11/30/01	1640.00	0.00	0.00	1640.00 d
002089	000	10/01/94	1640.00	SLMM	P 03 00	0.00	1640.00	11/30/01	1640.00	0.00	0.00	1640.00 d
002090	000	10/01/94	1640.00	SLMM	P 03 00	0.00	1640.00	11/30/01	1640.00	0.00	0.00	1640.00 d
002116	000	12/01/94	1890.00	SLMM	P 05 00	0.00	1890.00	06/30/01	1890.00	0.00	0.00	1890.00
002120	000	12/01/94	1640.00	SLMM	P 03 00	0.00	1640.00	11/30/01	1640.00	0.00	0.00	1640.00 d
002121	000	12/01/94	1640.00	SLMM	P 03 00	0.00	1640.00	11/30/01	1640.00	0.00	0.00	1640.00 d
002170	000	05/01/95	1524.00	SLMM	P 03 00	0.00	1524.00	11/30/01	1524.00	0.00	0.00	1524.00 d
002171	000	05/01/95	1524.00	SLMM	P 03 00	0.00	1524.00	11/30/01	1524.00	0.00	0.00	1524.00 d
002209	000	07/01/95	1451.00	SLMM	P 05 00	0.00	1451.00	06/30/01	1451.00	0.00	0.00	1451.00
002240	000	07/01/95	11030.50	SLMM	P 05 00	0.00	11030.50	06/30/01	11030.50	0.00	0.00	11030.50
002313	000	07/01/95	1565.00	SLMM	P 03 00	0.00	1565.00	11/30/01	1565.00	0.00	0.00	1565.00 d
002201	000	08/01/95	2957.00	SLMM	P 03 00	0.00	2957.00	11/30/01	2957.00	0.00	0.00	2957.00 d
002247	000	09/01/95	1664.00	SLMM	P 03 00	0.00	1664.00	11/30/01	1664.00	0.00	0.00	1664.00 d
002248	000	09/01/95	1664.00	SLMM	P 03 00	0.00	1664.00	11/30/01	1664.00	0.00	0.00	1664.00 d
002249	000	09/01/95	1664.00	SLMM	P 03 00	0.00	1664.00	11/30/01	1664.00	0.00	0.00	1664.00 d
002250	000	09/01/95	1664.00	SLMM	P 03 00	0.00	1664.00	11/30/01	1664.00	0.00	0.00	1664.00 d
002251	000	09/01/95	1664.00	SLMM	P 03 00	0.00	1664.00	11/30/01	1664.00	0.00	0.00	1664.00 d
002280	000	09/01/95	1519.00	SLMM	P 03 00	0.00	1519.00	11/30/01	1519.00	0.00	0.00	1519.00 d
002292	000	10/01/95	2688.00	SLMM	P 03 00	0.00	2688.00	11/30/01	2688.00	0.00	0.00	2688.00 d
002293	000	10/01/95	19993.00	SLMM	P 05 00	0.00	19993.00	06/30/01	19993.00	0.00	0.00	19993.00
002337	000	11/01/95	1355.75	SLMM	P 03 00	0.00	1355.75	11/30/01	1355.75	0.00	0.00	1355.75 d
002112	000	03/01/96	1918.00	SLMM	P 03 00	0.00	1918.00	11/30/01	1918.00	0.00	0.00	1918.00 d
002414	000	04/01/96	7500.00	SLMM	P 05 00	0.00	7500.00	06/30/01	7500.00	0.00	0.00	7500.00
002432	000	05/01/96	1168.00	SLMM	P 03 00	0.00	1168.00	11/30/01	1168.00	0.00	0.00	1168.00 d
002433	000	05/01/96	1168.00	SLMM	P 03 00	0.00	1168.00	11/30/01	1168.00	0.00	0.00	1168.00 d
002434	000	05/01/96	1168.00	SLMM	P 03 00	0.00	1168.00	11/30/01	1168.00	0.00	0.00	1168.00 d
002446	000	05/01/96	1899.20	SLMM	P 03 00	0.00	1899.20	11/30/01	1899.20	0.00	0.00	1899.20 d
002447	000	05/01/96	1899.20	SLMM	P 03 00	0.00	1899.20	11/30/01	1899.20	0.00	0.00	1899.20 d
002448	000	05/01/96	1899.20	SLMM	P 03 00	0.00	1899.20	11/30/01	1899.20	0.00	0.00	1899.20 d
002449	000	05/01/96	1899.20	SLMM	P 03 00	0.00	1899.20	11/30/01	1899.20	0.00	0.00	1899.20 d
002450	000	05/01/96	1899.20	SLMM	P 03 00	0.00	1899.20	11/30/01	1899.20	0.00	0.00	1899.20 d
002451	000	05/01/96	1899.20	SLMM	P 03 00	0.00	1899.20	11/30/01	1899.20	0.00	0.00	1899.20 d
002452	000	05/01/96	1899.20	SLMM	P 03 00	0.00	1899.20	11/30/01	1899.20	0.00	0.00	1899.20 d
002454	000	05/01/96	1899.20	SLMM	P 03 00	0.00	1899.20	11/30/01	1899.20	0.00	0.00	1899.20 d
002455	000	05/01/96	1899.20	SLMM	P 03 00	0.00	1899.20	11/30/01	1899.20	0.00	0.00	1899.20 d
002456	000	05/01/96	1899.20	SLMM	P 03 00	0.00	1899.20	11/30/01	1899.20	0.00	0.00	1899.20 d
002457	000	05/01/96	1899.20	SLMM	P 03 00	0.00	1899.20	11/30/01	1899.20	0.00	0.00	1899.20 d
002489	000	06/01/96	1517.93	SLMM	P 03 00	0.00	1517.93	11/30/01	1517.93	0.00	0.00	1517.93 d
002490	000	06/01/96	1459.00	SLMM	P 03 00	0.00	1459.00	11/30/01	1459.00	0.00	0.00	1459.00 d
002502	000	07/01/96	1765.00	SLMM	P 03 00	0.00	1765.00	11/30/01	1765.00	0.00	0.00	1765.00 d
002503	000	07/01/96	1765.00	SLMM	P 03 00	0.00	1765.00	11/30/01	1765.00	0.00	0.00	1765.00 d
002504	000	07/01/96	1765.00	SLMM	P 03 00	0.00	1765.00	11/30/01	1765.00	0.00	0.00	1765.00 d
002505	000	07/01/96	1765.00	SLMM	P 03 00	0.00	1765.00	11/30/01	1765.00	0.00	0.00	1765.00 d
002506	000	07/01/96	1765.00	SLMM	P 03 00	0.00	1765.00	11/30/01	1765.00	0.00	0.00	1765.00 d
002530	000	08/01/96	20205.00	SLMM	P 05 00	0.00	20205.00	07/31/01	19868.25	0.00	336.75	20205.00

AMERICAN SOCIETY OF MECH ENG
DEPRECIATION EXPENSE REPORT

as of 06/30/2002

SYS No	Ext	In Svc Date	Acquired Value	Dep Meth	P Est T Life	Salvage/ Sect 179	Depreciable Basis	Prev Thru	Prior Accum Depreciation	Depreciation This Run	Current Year to Date	Curr Accum Depreciation Key
002558	000	09/01/96	1640.00	SLMM	P 03 00	0.00	1640.00	11/30/01	1640.00	0.00	0.00	1640.00 d
002590	000	09/01/96	3511.50	SLMM	P 03 00	0.00	3511.50	11/30/01	3511.50	0.00	0.00	3511.50 d
002591	000	09/01/96	3511.50	SLMM	P 03 00	0.00	3511.50	11/30/01	3511.50	0.00	0.00	3511.50 d
002603	000	10/01/96	2735.00	SLMM	P 03 00	0.00	2735.00	11/30/01	2735.00	0.00	0.00	2735.00 d
002618	000	10/01/96	2037.00	SLMM	P 03 00	0.00	2037.00	11/30/01	2037.00	0.00	0.00	2037.00 d
002619	000	10/01/96	2037.00	SLMM	P 03 00	0.00	2037.00	11/30/01	2037.00	0.00	0.00	2037.00 d
002620	000	10/01/96	2037.00	SLMM	P 03 00	0.00	2037.00	11/30/01	2037.00	0.00	0.00	2037.00 d
002621	000	10/01/96	2037.00	SLMM	P 03 00	0.00	2037.00	11/30/01	2037.00	0.00	0.00	2037.00 d
002622	000	10/01/96	2037.00	SLMM	P 03 00	0.00	2037.00	11/30/01	2037.00	0.00	0.00	2037.00 d
002623	000	10/01/96	2037.00	SLMM	P 03 00	0.00	2037.00	11/30/01	2037.00	0.00	0.00	2037.00 d
002699	000	02/01/97	2022.00	SLMM	P 03 00	0.00	2022.00	11/30/01	2022.00	0.00	0.00	2022.00 d
002700	000	02/01/97	2022.00	SLMM	P 03 00	0.00	2022.00	11/30/01	2022.00	0.00	0.00	2022.00 d
002701	000	02/01/97	2022.00	SLMM	P 03 00	0.00	2022.00	11/30/01	2022.00	0.00	0.00	2022.00 d
002704	000	02/01/97	4750.00	SLMM	P 05 00	0.00	4750.00	01/31/02	4195.83	0.00	554.17	4750.00
002712	000	02/01/97	1741.86	SLMM	P 03 00	0.00	1741.86	11/30/01	1741.86	0.00	0.00	1741.86 d
002743	000	05/01/97	2210.00	SLMM	P 03 00	0.00	2210.00	11/30/01	2210.00	0.00	0.00	2210.00 d
002769	000	06/01/97	2084.00	SLMM	P 03 00	0.00	2084.00	11/30/01	2084.00	0.00	0.00	2084.00 d
002770	000	06/01/97	2084.00	SLMM	P 03 00	0.00	2084.00	11/30/01	2084.00	0.00	0.00	2084.00 d
002771	000	06/01/97	2084.00	SLMM	P 03 00	0.00	2084.00	11/30/01	2084.00	0.00	0.00	2084.00 d
002772	000	06/01/97	2084.00	SLMM	P 03 00	0.00	2084.00	11/30/01	2084.00	0.00	0.00	2084.00 d
002773	000	06/01/97	2084.00	SLMM	P 03 00	0.00	2084.00	11/30/01	2084.00	0.00	0.00	2084.00 d
002774	000	06/01/97	2084.00	SLMM	P 03 00	0.00	2084.00	11/30/01	2084.00	0.00	0.00	2084.00 d
002775	000	06/01/97	2084.00	SLMM	P 03 00	0.00	2084.00	11/30/01	2084.00	0.00	0.00	2084.00 d
002776	000	06/01/97	2084.00	SLMM	P 03 00	0.00	2084.00	11/30/01	2084.00	0.00	0.00	2084.00 d
002777	000	06/01/97	2084.00	SLMM	P 03 00	0.00	2084.00	11/30/01	2084.00	0.00	0.00	2084.00 d
002778	000	06/01/97	2084.00	SLMM	P 03 00	0.00	2084.00	11/30/01	2084.00	0.00	0.00	2084.00 d
002779	000	06/01/97	2084.00	SLMM	P 03 00	0.00	2084.00	11/30/01	2084.00	0.00	0.00	2084.00 d
002780	000	06/01/97	2084.00	SLMM	P 03 00	0.00	2084.00	11/30/01	2084.00	0.00	0.00	2084.00 d
002781	000	06/01/97	2084.00	SLMM	P 03 00	0.00	2084.00	11/30/01	2084.00	0.00	0.00	2084.00 d
002787	000	06/01/97	20500.00	SLMM	P 05 00	0.00	20500.00	05/31/02	16741.67	0.00	3758.33	20500.00
002786	000	07/01/97	19520.00	SLMM	P 05 00	0.00	19520.00	05/31/02	15616.00	325.34	3904.00	19520.00
002792	000	08/01/97	3448.40	SLMM	P 05 00	0.00	3448.40	05/31/02	2701.25	57.48	689.68	3390.93
002989	000	09/01/98	3655.62	SLMM	P 05 00	0.00	3655.62	05/31/02	2071.51	60.93	731.12	2802.63
002990	000	09/01/98	3511.99	SLMM	P 03 00	0.00	3511.99	08/31/01	3316.87	0.00	195.12	3511.99
002991	000	09/01/98	6400.00	SLMM	P 03 00	0.00	6400.00	11/30/01	6044.44	0.00	355.56	6400.00 d
003341	000	12/01/98	0.00	SLMM	P 03 00	0.00	0.00	05/31/02	0.00	0.00	0.00	0.00
003541	000	04/01/99	2599.00	SLMM	P 03 00	0.00	2599.00	03/31/02	1949.24	0.00	649.76	2599.00
003553	000	05/01/99	3869.00	SLMM	P 03 00	0.00	3869.00	04/30/02	2794.29	0.00	1074.71	3869.00
003561	000	08/01/99	1889.65	SLMM	P 03 00	0.00	1889.65	05/31/02	1207.27	52.49	629.88	1837.15
003646	000	10/01/99	1365.00	SLMM	P 05 00	0.00	1365.00	05/31/02	477.75	22.75	273.00	750.75
003647	000	10/01/99	1495.44	SLMM	P 05 00	0.00	1495.44	05/31/02	523.41	24.93	299.09	822.50
003653	000	11/01/99	3500.00	SLMM	P 05 00	0.00	3500.00	05/31/02	1166.67	58.34	700.00	1866.67
003706	000	09/01/00	3178.89	SLMM	P 03 00	0.00	3178.89	05/31/02	883.03	88.31	1059.63	1942.66
003707	000	09/01/00	3502.00	SLMM	P 03 00	0.00	3502.00	05/31/02	972.78	97.28	1167.33	2140.11
003721	000	12/01/00	3024.95	SLMM	P 03 00	0.00	3024.95	05/31/02	588.19	84.03	1008.32	1596.51
003771	000	05/01/01	1469.00	SLMM	P 03 00	0.00	1469.00	05/31/02	81.61	40.81	489.67	571.28

AMERICAN SOCIETY OF MECH ENG DEPRECIATION EXPENSE REPORT

as of 06/30/2002

SYS No	Ext	In Svc Date	Acquired Value	Dep Meth	P Est T Life	Salvage/ Sect 179	Depreciable Basis	Prev Thru	Prior Accum Depreciation	Depreciation This Run	Current Year to Date	Curr Accum Depreciation Key
003772	000	05/01/01	1469.00	SLMM	P 03 00	0.00	1469.00	05/31/02	81.61	40.81	489.67	571.28
003773	000	05/01/01	1469.00	SLMM	P 03 00	0.00	1469.00	05/31/02	81.61	40.81	489.67	571.28
003774	000	05/01/01	1469.00	SLMM	P 03 00	0.00	1469.00	05/31/02	81.61	40.81	489.67	571.28
003775	000	05/01/01	1469.00	SLMM	P 03 00	0.00	1469.00	05/31/02	81.61	40.81	489.67	571.28
003776	000	05/01/01	1469.00	SLMM	P 03 00	0.00	1469.00	05/31/02	81.61	40.81	489.67	571.28
003777	000	05/01/01	1469.00	SLMM	P 03 00	0.00	1469.00	05/31/02	81.61	40.81	489.67	571.28
003778	000	05/01/01	1469.00	SLMM	P 03 00	0.00	1469.00	05/31/02	81.61	40.81	489.67	571.28
003779	000	05/01/01	1469.00	SLMM	P 03 00	0.00	1469.00	05/31/02	81.61	40.81	489.67	571.28
003780	000	05/01/01	1469.00	SLMM	P 03 00	0.00	1469.00	05/31/02	81.61	40.81	489.67	571.28
003781	000	05/01/01	1469.00	SLMM	P 03 00	0.00	1469.00	05/31/02	81.61	40.81	489.67	571.28
003782	000	05/01/01	1469.00	SLMM	P 03 00	0.00	1469.00	05/31/02	81.61	40.81	489.67	571.28
003783	000	05/01/01	1469.00	SLMM	P 03 00	0.00	1469.00	05/31/02	81.61	40.81	489.67	571.28
003784	000	05/01/01	1469.00	SLMM	P 03 00	0.00	1469.00	05/31/02	81.61	40.81	489.67	571.28
003785	000	05/01/01	1469.00	SLMM	P 03 00	0.00	1469.00	05/31/02	81.61	40.81	489.67	571.28
003786	000	05/01/01	1469.00	SLMM	P 03 00	0.00	1469.00	05/31/02	81.61	40.81	489.67	571.28
003787	000	05/01/01	1469.00	SLMM	P 03 00	0.00	1469.00	05/31/02	81.61	40.81	489.67	571.28
003788	000	05/01/01	1469.00	SLMM	P 03 00	0.00	1469.00	05/31/02	81.61	40.81	489.67	571.28
003789	000	05/01/01	1469.00	SLMM	P 03 00	0.00	1469.00	05/31/02	81.61	40.81	489.67	571.28
003790	000	05/01/01	1469.00	SLMM	P 03 00	0.00	1469.00	05/31/02	81.61	40.81	489.67	571.28
003804	000	06/01/01	1400.41	SLMM	P 03 00	0.00	1400.41	05/31/02	38.90	38.90	466.80	505.70
003805	000	06/01/01	1400.41	SLMM	P 03 00	0.00	1400.41	05/31/02	38.90	38.90	466.80	505.70
003806	000	06/01/01	1400.41	SLMM	P 03 00	0.00	1400.41	05/31/02	38.90	38.90	466.80	505.70
003807	000	06/01/01	1400.41	SLMM	P 03 00	0.00	1400.41	05/31/02	38.90	38.90	466.80	505.70
003808	000	06/01/01	1400.41	SLMM	P 03 00	0.00	1400.41	05/31/02	38.90	38.90	466.80	505.70
003809	000	06/01/01	1400.41	SLMM	P 03 00	0.00	1400.41	05/31/02	38.90	38.90	466.80	505.70
003810	000	06/01/01	1400.41	SLMM	P 03 00	0.00	1400.41	05/31/02	38.90	38.90	466.80	505.70
003811	000	06/01/01	1400.41	SLMM	P 03 00	0.00	1400.41	05/31/02	38.90	38.90	466.80	505.70
003812	000	06/01/01	1400.41	SLMM	P 03 00	0.00	1400.41	05/31/02	38.90	38.90	466.80	505.70
003813	000	06/01/01	1400.41	SLMM	P 03 00	0.00	1400.41	05/31/02	38.90	38.90	466.80	505.70
003814	000	06/01/01	1400.41	SLMM	P 03 00	0.00	1400.41	05/31/02	38.90	38.90	466.80	505.70
003815	000	06/01/01	1400.41	SLMM	P 03 00	0.00	1400.41	05/31/02	38.90	38.90	466.80	505.70
003816	000	06/01/01	1400.41	SLMM	P 03 00	0.00	1400.41	05/31/02	38.90	38.90	466.80	505.70
003817	000	06/01/01	1400.41	SLMM	P 03 00	0.00	1400.41	05/31/02	38.90	38.90	466.80	505.70
003818	000	06/01/01	1400.41	SLMM	P 03 00	0.00	1400.41	05/31/02	38.90	38.90	466.80	505.70
003819	000	06/01/01	1400.41	SLMM	P 03 00	0.00	1400.41	05/31/02	38.90	38.90	466.80	505.70
003820	000	06/01/01	1400.41	SLMM	P 03 00	0.00	1400.41	05/31/02	38.90	38.90	466.80	505.70
003821	000	06/01/01	1400.41	SLMM	P 03 00	0.00	1400.41	05/31/02	38.90	38.90	466.80	505.70
003822	000	06/01/01	1400.41	SLMM	P 03 00	0.00	1400.41	05/31/02	38.90	38.90	466.80	505.70
003823	000	06/01/01	1400.41	SLMM	P 03 00	0.00	1400.41	05/31/02	38.90	38.90	466.80	505.70
003824	000	06/01/01	1400.41	SLMM	P 03 00	0.00	1400.41	05/31/02	38.90	38.90	466.80	505.70
003825	000	06/01/01	1400.41	SLMM	P 03 00	0.00	1400.41	05/31/02	38.90	38.90	466.80	505.70
003826	000	06/01/01	1400.41	SLMM	P 03 00	0.00	1400.41	05/31/02	38.90	38.90	466.80	505.70
003827	000	06/01/01	1400.41	SLMM	P 03 00	0.00	1400.41	05/31/02	38.90	38.90	466.80	505.70
003828	000	06/01/01	1400.41	SLMM	P 03 00	0.00	1400.41	05/31/02	38.90	38.90	466.80	505.70
003829	000	06/01/01	1400.41	SLMM	P 03 00	0.00	1400.41	05/31/02	38.90	38.90	466.80	505.70
003830	000	06/01/01	1400.41	SLMM	P 03 00	0.00	1400.41	05/31/02	38.90	38.90	466.80	505.70

AMERICAN SOCIETY OF MECH ENG DEPRECIATION EXPENSE REPORT

as of 06/30/2002

SYS No	Ext	In Svc Date	Acquired Value	Dep Meth	P Est T Life	Salvage/ Sect 179	Depreciable Basis	Prev Thru	Prior Accum Depreciation	Depreciation This Run	Current Year to Date	Curr Accum Depreciation Key
003831	000	06/01/01	1400.41	SLMM	P 03 00	0.00	1400.41	05/31/02	38.90	38.90	466.80	505.70
003832	000	06/01/01	1400.41	SLMM	P 03 00	0.00	1400.41	05/31/02	38.90	38.90	466.80	505.70
003833	000	06/01/01	1400.41	SLMM	P 03 00	0.00	1400.41	05/31/02	38.90	38.90	466.80	505.70
003868	000	07/01/01	1306.00	SLMM	P 03 00	0.00	1306.00	05/31/02	0.00	36.28	435.33	435.33
003869	000	07/01/01	1306.00	SLMM	P 03 00	0.00	1306.00	05/31/02	0.00	36.28	435.33	435.33
003870	000	07/01/01	1306.00	SLMM	P 03 00	0.00	1306.00	05/31/02	0.00	36.28	435.33	435.33
003871	000	07/01/01	1306.00	SLMM	P 03 00	0.00	1306.00	05/31/02	0.00	36.28	435.33	435.33
003872	000	07/01/01	1306.00	SLMM	P 03 00	0.00	1306.00	05/31/02	0.00	36.28	435.33	435.33
003873	000	07/01/01	1306.00	SLMM	P 03 00	0.00	1306.00	05/31/02	0.00	36.28	435.33	435.33
003874	000	07/01/01	1306.00	SLMM	P 03 00	0.00	1306.00	05/31/02	0.00	36.28	435.33	435.33
003875	000	07/01/01	1306.00	SLMM	P 03 00	0.00	1306.00	05/31/02	0.00	36.28	435.33	435.33
003876	000	07/01/01	1306.00	SLMM	P 03 00	0.00	1306.00	05/31/02	0.00	36.28	435.33	435.33
003877	000	07/01/01	1306.00	SLMM	P 03 00	0.00	1306.00	05/31/02	0.00	36.28	435.33	435.33
003878	000	07/01/01	1306.00	SLMM	P 03 00	0.00	1306.00	05/31/02	0.00	36.28	435.33	435.33
003879	000	07/01/01	1306.00	SLMM	P 03 00	0.00	1306.00	05/31/02	0.00	36.28	435.33	435.33
003880	000	07/01/01	1306.00	SLMM	P 03 00	0.00	1306.00	05/31/02	0.00	36.28	435.33	435.33
003881	000	07/01/01	1306.00	SLMM	P 03 00	0.00	1306.00	05/31/02	0.00	36.28	435.33	435.33
003882	000	07/01/01	1306.00	SLMM	P 03 00	0.00	1306.00	05/31/02	0.00	36.28	435.33	435.33
003883	000	07/01/01	1306.00	SLMM	P 03 00	0.00	1306.00	05/31/02	0.00	36.28	435.33	435.33
003884	000	07/01/01	1306.00	SLMM	P 03 00	0.00	1306.00	05/31/02	0.00	36.28	435.33	435.33
003885	000	07/01/01	1306.00	SLMM	P 03 00	0.00	1306.00	05/31/02	0.00	36.28	435.33	435.33
003886	000	07/01/01	1306.00	SLMM	P 03 00	0.00	1306.00	05/31/02	0.00	36.28	435.33	435.33
003887	000	07/01/01	1306.00	SLMM	P 03 00	0.00	1306.00	05/31/02	0.00	36.28	435.33	435.33
003888	000	07/01/01	1306.00	SLMM	P 03 00	0.00	1306.00	05/31/02	0.00	36.28	435.33	435.33
003889	000	07/01/01	1306.00	SLMM	P 03 00	0.00	1306.00	05/31/02	0.00	36.28	435.33	435.33
003890	000	07/01/01	1306.00	SLMM	P 03 00	0.00	1306.00	05/31/02	0.00	36.28	435.33	435.33
003891	000	07/01/01	1306.00	SLMM	P 03 00	0.00	1306.00	05/31/02	0.00	36.28	435.33	435.33
003892	000	07/01/01	1306.00	SLMM	P 03 00	0.00	1306.00	05/31/02	0.00	36.28	435.33	435.33
003893	000	07/01/01	1306.00	SLMM	P 03 00	0.00	1306.00	05/31/02	0.00	36.28	435.33	435.33
003894	000	07/01/01	1306.00	SLMM	P 03 00	0.00	1306.00	05/31/02	0.00	36.28	435.33	435.33
003895	000	07/01/01	1306.00	SLMM	P 03 00	0.00	1306.00	05/31/02	0.00	36.28	435.33	435.33
003896	000	07/01/01	1306.00	SLMM	P 03 00	0.00	1306.00	05/31/02	0.00	36.28	435.33	435.33
003897	000	07/01/01	1306.00	SLMM	P 03 00	0.00	1306.00	05/31/02	0.00	36.28	435.33	435.33
003898	000	07/01/01	1306.00	SLMM	P 03 00	0.00	1306.00	05/31/02	0.00	36.28	435.33	435.33
003899	000	07/01/01	1306.00	SLMM	P 03 00	0.00	1306.00	05/31/02	0.00	36.28	435.33	435.33
003900	000	07/01/01	1306.00	SLMM	P 03 00	0.00	1306.00	05/31/02	0.00	36.28	435.33	435.33
003901	000	07/01/01	1306.00	SLMM	P 03 00	0.00	1306.00	05/31/02	0.00	36.28	435.33	435.33
003902	000	07/01/01	1306.00	SLMM	P 03 00	0.00	1306.00	05/31/02	0.00	36.28	435.33	435.33
003903	000	07/01/01	1306.00	SLMM	P 03 00	0.00	1306.00	05/31/02	0.00	36.28	435.33	435.33
003904	000	07/01/01	1306.00	SLMM	P 03 00	0.00	1306.00	05/31/02	0.00	36.28	435.33	435.33
003905	000	07/01/01	1306.00	SLMM	P 03 00	0.00	1306.00	05/31/02	0.00	36.28	435.33	435.33
003906	000	07/01/01	1306.00	SLMM	P 03 00	0.00	1306.00	05/31/02	0.00	36.28	435.33	435.33
003907	000	07/01/01	1306.00	SLMM	P 03 00	0.00	1306.00	05/31/02	0.00	36.28	435.33	435.33
003908	000	07/01/01	1306.00	SLMM	P 03 00	0.00	1306.00	05/31/02	0.00	36.28	435.33	435.33
003909	000	07/01/01	1306.00	SLMM	P 03 00	0.00	1306.00	05/31/02	0.00	36.28	435.33	435.33
003910	000	07/01/01	1306.00	SLMM	P 03 00	0.00	1306.00	05/31/02	0.00	36.28	435.33	435.33

AMERICAN SOCIETY OF MECH ENG
DEPRECIATION EXPENSE REPORT

as of 06/30/2002

SYS No	Ext	In Svc Date	Acquired Value	Dep Meth	P Est T Life	Salvage/ Sect 179	Depreciable Basis	Prev Thru	Prior Accum Depreciation	Depreciation This Run	Current Year to Date	Curr Accum Depreciation Key
003911	000	07/01/01	1306.00	SLMM	P 03 00	0.00	1306.00	05/31/02	0.00	36.28	435.33	435.33
003912	000	07/01/01	1306.00	SLMM	P 03 00	0.00	1306.00	05/31/02	0.00	36.28	435.33	435.33
003913	000	07/01/01	1306.00	SLMM	P 03 00	0.00	1306.00	05/31/02	0.00	36.28	435.33	435.33
003914	000	07/01/01	1306.00	SLMM	P 03 00	0.00	1306.00	05/31/02	0.00	36.28	435.33	435.33
003915	000	07/01/01	1306.00	SLMM	P 03 00	0.00	1306.00	05/31/02	0.00	36.28	435.33	435.33
003916	000	07/01/01	1306.00	SLMM	P 03 00	0.00	1306.00	05/31/02	0.00	36.28	435.33	435.33
003917	000	07/01/01	1306.00	SLMM	P 03 00	0.00	1306.00	05/31/02	0.00	36.28	435.33	435.33
003918	000	07/01/01	402.75	SLMM	P 03 00	0.00	402.75	05/31/02	0.00	11.19	134.25	134.25
003919	000	07/01/01	402.75	SLMM	P 03 00	0.00	402.75	05/31/02	0.00	11.19	134.25	134.25
003920	000	07/01/01	402.75	SLMM	P 03 00	0.00	402.75	05/31/02	0.00	11.19	134.25	134.25
003921	000	07/01/01	402.75	SLMM	P 03 00	0.00	402.75	05/31/02	0.00	11.19	134.25	134.25
003922	000	07/01/01	5949.00	SLMM	P 03 00	0.00	5949.00	05/31/02	0.00	165.25	1983.00	1983.00
003923	000	07/01/01	5949.00	SLMM	P 03 00	0.00	5949.00	05/31/02	0.00	165.25	1983.00	1983.00
003926	000	07/01/01	12644.85	SLMM	P 03 00	0.00	12644.85	05/31/02	0.00	351.25	4214.95	4214.95
003949	000	07/01/01	1306.00	SLMM	P 03 00	0.00	1306.00	05/31/02	0.00	36.28	435.33	435.33
003950	000	07/01/01	1306.00	SLMM	P 03 00	0.00	1306.00	05/31/02	0.00	36.28	435.33	435.33
003951	000	07/01/01	1306.00	SLMM	P 03 00	0.00	1306.00	05/31/02	0.00	36.28	435.33	435.33
003952	000	07/01/01	1306.00	SLMM	P 03 00	0.00	1306.00	05/31/02	0.00	36.28	435.33	435.33
003953	000	07/01/01	1306.00	SLMM	P 03 00	0.00	1306.00	05/31/02	0.00	36.28	435.33	435.33
003954	000	07/01/01	1306.00	SLMM	P 03 00	0.00	1306.00	05/31/02	0.00	36.28	435.33	435.33
003955	000	07/01/01	1306.00	SLMM	P 03 00	0.00	1306.00	05/31/02	0.00	36.28	435.33	435.33
003956	000	07/01/01	1306.00	SLMM	P 03 00	0.00	1306.00	05/31/02	0.00	36.28	435.33	435.33
003957	000	07/01/01	1306.00	SLMM	P 03 00	0.00	1306.00	05/31/02	0.00	36.28	435.33	435.33
003958	000	07/01/01	1306.00	SLMM	P 03 00	0.00	1306.00	05/31/02	0.00	36.28	435.33	435.33
003959	000	07/01/01	1306.00	SLMM	P 03 00	0.00	1306.00	05/31/02	0.00	36.28	435.33	435.33
003960	000	07/01/01	1306.00	SLMM	P 03 00	0.00	1306.00	05/31/02	0.00	36.28	435.33	435.33
003961	000	07/01/01	1306.00	SLMM	P 03 00	0.00	1306.00	05/31/02	0.00	36.28	435.33	435.33
003962	000	07/01/01	1306.00	SLMM	P 03 00	0.00	1306.00	05/31/02	0.00	36.28	435.33	435.33
003963	000	07/01/01	1306.00	SLMM	P 03 00	0.00	1306.00	05/31/02	0.00	36.28	435.33	435.33
003964	000	07/01/01	1306.00	SLMM	P 03 00	0.00	1306.00	05/31/02	0.00	36.28	435.33	435.33
003965	000	07/01/01	1306.00	SLMM	P 03 00	0.00	1306.00	05/31/02	0.00	36.28	435.33	435.33
003966	000	07/01/01	1306.00	SLMM	P 03 00	0.00	1306.00	05/31/02	0.00	36.28	435.33	435.33
003967	000	07/01/01	1306.00	SLMM	P 03 00	0.00	1306.00	05/31/02	0.00	36.28	435.33	435.33
003968	000	07/01/01	1306.00	SLMM	P 03 00	0.00	1306.00	05/31/02	0.00	36.28	435.33	435.33
003969	000	07/01/01	1306.00	SLMM	P 03 00	0.00	1306.00	05/31/02	0.00	36.28	435.33	435.33
003970	000	07/01/01	1306.00	SLMM	P 03 00	0.00	1306.00	05/31/02	0.00	36.28	435.33	435.33
003971	000	07/01/01	1306.00	SLMM	P 03 00	0.00	1306.00	05/31/02	0.00	36.28	435.33	435.33
003972	000	07/01/01	1306.00	SLMM	P 03 00	0.00	1306.00	05/31/02	0.00	36.28	435.33	435.33
003973	000	07/01/01	1306.00	SLMM	P 03 00	0.00	1306.00	05/31/02	0.00	36.28	435.33	435.33
003974	000	07/01/01	1306.00	SLMM	P 03 00	0.00	1306.00	05/31/02	0.00	36.28	435.33	435.33
003975	000	07/01/01	1306.00	SLMM	P 03 00	0.00	1306.00	05/31/02	0.00	36.28	435.33	435.33
003976	000	07/01/01	1306.00	SLMM	P 03 00	0.00	1306.00	05/31/02	0.00	36.28	435.33	435.33
003977	000	07/01/01	1306.00	SLMM	P 03 00	0.00	1306.00	05/31/02	0.00	36.28	435.33	435.33
003978	000	07/01/01	1306.00	SLMM	P 03 00	0.00	1306.00	05/31/02	0.00	36.28	435.33	435.33

Count= 315

G/L Asset Acct No: 100640000020

AMERICAN SOCIETY OF MECH ENG DEPRECIATION EXPENSE REPORT

as of 06/30/2002

SYS No Ext	In Svc Date	Acquired Value	Dep Meth	P Est T Life	Salvage/ Sect 179	Depreciable Basis	Prev Thru	Prior Accum Depreciation	Depreciation This Run	Current Year to Date	Curr Accum Depreciation Key
		1330791.79			0.00	1330791.79		1106244.84	6483.99	84728.20	1190973.04
Less disposals and transfers											
		215595.00			0.00	215595.00		215239.44			215595.00
Net		1115196.79			0.00	1115196.79		891005.40	6483.99	84728.20	975378.04
002404 000	04/01/96	3065.00	SLMM	P 03 00	0.00	3065.00	06/30/01	3065.00	0.00	0.00	3065.00
003640 000	10/01/99	2603.00	SLMM	P 03 00	0.00	2603.00	05/31/02	1518.42	72.31	867.67	2386.09
003641 000	10/01/99	2603.00	SLMM	P 03 00	0.00	2603.00	05/31/02	1518.42	72.31	867.67	2386.09
003642 000	10/01/99	2605.34	SLMM	P 03 00	0.00	2605.34	05/31/02	1519.79	72.38	868.45	2388.24
003795 000	05/01/01	2470.00	SLMM	P 03 00	0.00	2470.00	05/31/02	137.22	68.62	823.33	960.55
Count=	5	-----									
G/L Asset Acct No: 1006400000030											
		13346.34			0.00	13346.34		7758.85	285.62	3427.12	11185.97
Less disposals and transfers											
		0.00			0.00	0.00		0.00			0.00
Net		13346.34			0.00	13346.34		7758.85	285.62	3427.12	11185.97
000482 000	08/01/89	1710.00	SLMM	P 05 00	0.00	1710.00	12/31/01	1710.00	0.00	0.00	1710.00
002403 000	04/01/96	3065.00	SLMM	P 03 00	0.00	3065.00	12/31/01	3065.00	0.00	0.00	3065.00
002948 000	02/01/98	3592.99	SLMM	P 03 00	0.00	3592.99	12/31/01	3592.99	0.00	0.00	3592.99
003573 000	09/01/99	3044.34	SLMM	P 03 00	0.00	3044.34	05/31/02	1860.43	84.57	1014.78	2875.21
003630 000	10/01/99	2603.78	SLMM	P 03 00	0.00	2603.78	05/31/02	1518.88	72.33	867.93	2386.81
003631 000	10/01/99	2603.78	SLMM	P 03 00	0.00	2603.78	05/31/02	1518.88	72.33	867.93	2386.81
003632 000	10/01/99	2603.78	SLMM	P 03 00	0.00	2603.78	05/31/02	1518.88	72.33	867.93	2386.81
004047 000	01/01/02	956.01	SLMM	P 03 00	0.00	956.01	05/31/02	0.00	26.56	159.34	159.34
004048 000	01/01/02	825.76	SLMM	P 03 00	0.00	825.76	05/31/02	0.00	22.94	137.63	137.63
Count=	9	-----									
G/L Asset Acct No: 1006400000040											
		21005.44			0.00	21005.44		14785.06	351.06	3915.54	18700.60
Less disposals and transfers											
		0.00			0.00	0.00		0.00			0.00
Net		21005.44			0.00	21005.44		14785.06	351.06	3915.54	18700.60
000481 000	08/01/89	1710.00	SLMM	P 05 00	0.00	1710.00	06/30/01	1710.00	0.00	0.00	1710.00
002949 000	02/01/98	3853.48	SLMM	P 03 00	0.00	3853.48	05/31/02	3853.48	0.00	0.00	3853.48 d
003627 000	10/01/99	2792.00	SLMM	P 03 00	0.00	2792.00	05/31/02	1628.67	77.56	930.67	2559.34
003628 000	10/01/99	2792.00	SLMM	P 03 00	0.00	2792.00	05/31/02	1628.67	77.56	930.67	2559.34
003629 000	10/01/99	2793.68	SLMM	P 03 00	0.00	2793.68	05/31/02	1629.65	77.61	931.23	2560.88
004042 000	01/01/02	830.68	SLMM	P 03 00	0.00	830.68	05/31/02	0.00	23.08	138.45	138.45
004045 000	01/01/02	2226.00	SLMM	P 03 00	0.00	2226.00	05/31/02	0.00	61.84	371.00	371.00
Count=	7	-----									
G/L Asset Acct No: 1006400000050											
		16997.84			0.00	16997.84		10450.47	317.65	3302.02	13752.49

AMERICAN SOCIETY OF MECH ENG DEPRECIATION EXPENSE REPORT

as of 06/30/2002

SYS No	Ext	In Svc Date	Acquired Value	Dep Meth	P Est T Life	Salvage/ Sect 179	Depreciable Basis	Prev Thru	Prior Accum Depreciation	Depreciation This Run	Current Year to Date	Curr Accum Depreciation Key
Less disposals and transfers												
			3853.48			0.00	3853.48		3853.48			3853.48
Net			13144.36			0.00	13144.36		6596.99	317.65	3302.02	9899.01
003643	000	10/01/99	2766.00	SLMM	P 03 00	0.00	2766.00	05/31/02	1613.50	76.84	922.00	2535.50
003644	000	10/01/99	2767.03	SLMM	P 03 00	0.00	2767.03	05/31/02	1614.10	76.87	922.34	2536.44
004046	000	01/01/02	2226.00	SLMM	P 03 00	0.00	2226.00	05/31/02	0.00	61.84	371.00	371.00
Count=		3										
G/L Asset Acct No: 1006400000060												
			7759.03			0.00	7759.03		3227.60	215.55	2215.34	5442.94
Less disposals and transfers												
			0.00			0.00	0.00		0.00			0.00
Net			7759.03			0.00	7759.03		3227.60	215.55	2215.34	5442.94
002950	000	02/01/98	3754.71	SLMM	P 03 00	0.00	3754.71	06/30/01	3754.71	0.00	0.00	3754.71
003633	000	10/01/99	2603.78	SLMM	P 03 00	0.00	2603.78	05/31/02	1518.88	72.33	867.93	2386.81
003638	000	10/01/99	2720.00	SLMM	P 03 00	0.00	2720.00	05/31/02	1586.67	75.56	906.67	2493.34
003639	000	10/01/99	2721.91	SLMM	P 03 00	0.00	2721.91	05/31/02	1587.78	75.61	907.30	2495.08
004041	000	01/01/02	817.76	SLMM	P 03 00	0.00	817.76	05/31/02	0.00	22.72	136.29	136.29
Count=		5										
G/L Asset Acct No: 1006400000070												
			12618.16			0.00	12618.16		8448.04	246.22	2818.19	11266.23
Less disposals and transfers												
			0.00			0.00	0.00		0.00			0.00
Net			12618.16			0.00	12618.16		8448.04	246.22	2818.19	11266.23
002241	000	09/01/95	3171.56	SLMM	P 05 00	0.00	3171.56	12/31/01	3171.56	0.00	0.00	3171.56
002298	000	10/01/95	1600.00	SLMM	P 05 00	0.00	1600.00	12/31/01	1600.00	0.00	0.00	1600.00
002822	000	09/01/97	1853.00	SLMM	P 03 00	0.00	1853.00	12/31/01	1853.00	0.00	0.00	1853.00
003634	000	10/01/99	2603.78	SLMM	P 03 00	0.00	2603.78	05/31/02	1518.88	72.33	867.93	2386.81
003635	000	10/01/99	2603.78	SLMM	P 03 00	0.00	2603.78	05/31/02	1518.88	72.33	867.93	2386.81
003636	000	10/01/99	2603.78	SLMM	P 03 00	0.00	2603.78	05/31/02	1518.88	72.33	867.93	2386.81
003637	000	10/01/99	2603.78	SLMM	P 03 00	0.00	2603.78	05/31/02	1518.88	72.33	867.93	2386.81
Count=		7										
G/L Asset Acct No: 1006400000080												
			17039.68			0.00	17039.68		12700.08	289.32	3471.72	16171.80
Less disposals and transfers												
			0.00			0.00	0.00		0.00			0.00
Net			17039.68			0.00	17039.68		12700.08	289.32	3471.72	16171.80
000535	000	04/01/93	2600.00	SLMM	P 03 00	0.00	2600.00	06/30/01	2600.00	0.00	0.00	2600.00
000593	000	04/01/93	1000.00	SLMM	P 03 00	0.00	1000.00	06/30/01	1000.00	0.00	0.00	1000.00

AMERICAN SOCIETY OF MECH ENG
DEPRECIATION EXPENSE REPORT

as of 06/30/2002

SYS No	Ext	In Svc Date	Acquired Value	Dep Meth	P Est T Life	Salvage/ Sect 179	Depreciable Basis	Prev Thru	Prior Accum Depreciation	Depreciation This Run	Current Year to Date	Curr Accum Depreciation Key
000475	000	01/01/96	1199.00	SLMM	P 03 00	0.00	1199.00	06/30/01	1199.00	0.00	0.00	1199.00
000477	000	01/01/96	1199.00	SLMM	P 03 00	0.00	1199.00	06/30/01	1199.00	0.00	0.00	1199.00
001025	000	01/01/96	1318.00	SLMM	P 03 00	0.00	1318.00	06/30/01	1318.00	0.00	0.00	1318.00
001130	000	01/01/96	4531.50	SLMM	P 03 00	0.00	4531.50	06/30/01	4531.50	0.00	0.00	4531.50
001578	000	02/01/96	2856.00	SLMM	P 03 00	0.00	2856.00	06/30/01	2856.00	0.00	0.00	2856.00
001579	000	02/01/96	2856.00	SLMM	P 03 00	0.00	2856.00	06/30/01	2856.00	0.00	0.00	2856.00
002425	000	04/01/96	1459.94	SLMM	P 03 00	0.00	1459.94	06/30/01	1459.94	0.00	0.00	1459.94
002462	000	05/01/96	1617.75	SLMM	P 03 00	0.00	1617.75	06/30/01	1617.75	0.00	0.00	1617.75
002611	000	10/01/96	2342.60	SLMM	P 03 00	0.00	2342.60	06/30/01	2342.60	0.00	0.00	2342.60
002667	000	11/01/96	1274.30	SLMM	P 03 00	0.00	1274.30	06/30/01	1274.30	0.00	0.00	1274.30
002668	000	11/01/96	1527.66	SLMM	P 03 00	0.00	1527.66	06/30/01	1527.66	0.00	0.00	1527.66
002727	000	04/01/97	2811.33	SLMM	P 03 00	0.00	2811.33	06/30/01	2811.33	0.00	0.00	2811.33
002970	000	05/01/98	2373.26	SLMM	P 03 00	0.00	2373.26	06/30/01	2373.26	0.00	0.00	2373.26
003464	000	01/01/99	2924.78	SLMM	P 03 00	0.00	2924.78	12/31/01	2437.32	0.00	487.46	2924.78
003465	000	01/01/99	2924.78	SLMM	P 03 00	0.00	2924.78	12/31/01	2437.32	0.00	487.46	2924.78
003466	000	01/01/99	2924.79	SLMM	P 03 00	0.00	2924.79	12/31/01	2437.33	0.00	487.46	2924.79
003467	000	01/01/99	2240.56	SLMM	P 03 00	0.00	2240.56	12/31/01	1867.13	0.00	373.43	2240.56
003468	000	01/01/99	2240.57	SLMM	P 03 00	0.00	2240.57	12/31/01	1867.15	0.00	373.42	2240.57
003469	000	01/01/99	2240.57	SLMM	P 03 00	0.00	2240.57	12/31/01	1867.15	0.00	373.42	2240.57
003470	000	01/01/99	2240.57	SLMM	P 03 00	0.00	2240.57	12/31/01	1867.15	0.00	373.42	2240.57
003471	000	01/01/99	2240.57	SLMM	P 03 00	0.00	2240.57	12/31/01	1867.15	0.00	373.42	2240.57
003472	000	01/01/99	2240.57	SLMM	P 03 00	0.00	2240.57	12/31/01	1867.15	0.00	373.42	2240.57
003473	000	01/01/99	2240.57	SLMM	P 03 00	0.00	2240.57	12/31/01	1867.15	0.00	373.42	2240.57
003474	000	01/01/99	2240.57	SLMM	P 03 00	0.00	2240.57	12/31/01	1867.15	0.00	373.42	2240.57
003475	000	01/01/99	2240.57	SLMM	P 03 00	0.00	2240.57	12/31/01	1867.15	0.00	373.42	2240.57
003476	000	01/01/99	2240.57	SLMM	P 03 00	0.00	2240.57	12/31/01	1867.15	0.00	373.42	2240.57
003477	000	01/01/99	2240.57	SLMM	P 03 00	0.00	2240.57	12/31/01	1867.15	0.00	373.42	2240.57
003480	000	02/01/99	1318.85	SLMM	P 03 00	0.00	1318.85	01/31/02	1062.41	0.00	256.44	1318.85
003481	000	02/01/99	1318.84	SLMM	P 03 00	0.00	1318.84	01/31/02	1062.39	0.00	256.45	1318.84
Count= 31												
G/L Asset Acct No: 1006400000090												
			67024.64			0.00	67024.64		60941.74	0.00	6082.90	67024.64
Less disposals and transfers												
			0.00			0.00	0.00		0.00			0.00
Net			67024.64			0.00	67024.64		60941.74	0.00	6082.90	67024.64
002213	000	08/01/95	3354.01	SLMM	P 03 00	0.00	3354.01	06/30/01	3354.01	0.00	0.00	3354.01
002239	000	09/01/95	3299.00	SLMM	P 03 00	0.00	3299.00	06/30/01	3299.00	0.00	0.00	3299.00
002294	000	10/01/95	2154.00	SLMM	P 03 00	0.00	2154.00	06/30/01	2154.00	0.00	0.00	2154.00
000807	000	01/01/96	3899.00	SLMM	P 03 00	0.00	3899.00	06/30/01	3899.00	0.00	0.00	3899.00
001298	000	01/01/96	2228.00	SLMM	P 03 00	0.00	2228.00	06/30/01	2228.00	0.00	0.00	2228.00
002600	000	10/01/96	2735.00	SLMM	P 03 00	0.00	2735.00	06/30/01	2735.00	0.00	0.00	2735.00
002601	000	10/01/96	2735.00	SLMM	P 03 00	0.00	2735.00	06/30/01	2735.00	0.00	0.00	2735.00
002602	000	10/01/96	2735.00	SLMM	P 03 00	0.00	2735.00	06/30/01	2735.00	0.00	0.00	2735.00
002862	000	11/01/97	2279.85	SLMM	P 03 00	0.00	2279.85	06/30/01	2279.85	0.00	0.00	2279.85

AMERICAN SOCIETY OF MECH ENG
DEPRECIATION EXPENSE REPORT

as of 06/30/2002

SYS No	Ext	In Svc Date	Acquired Value	Dep Meth	P Est T Life	Salvage/ Sect 179	Depreciable Basis	Prev Thru	Prior Accum Depreciation	Depreciation This Run	Current Year to Date	Curr Accum Depreciation Key
003577	000	09/01/99	1827.44	SLMM	P 03 00	0.00	1827.44	05/31/02	1116.77	50.77	609.15	1725.92
003586	000	09/01/99	594.85	SLMM	P 03 00	0.00	594.85	05/31/02	363.52	16.53	198.28	561.80
003735	000	02/01/01	1472.00	SLMM	P 03 00	0.00	1472.00	05/31/02	204.45	40.89	490.67	695.12
003736	000	02/01/01	1472.00	SLMM	P 03 00	0.00	1472.00	05/31/02	204.45	40.89	490.67	695.12
003737	000	02/01/01	1472.00	SLMM	P 03 00	0.00	1472.00	05/31/02	204.45	40.89	490.67	695.12
003738	000	02/01/01	1472.00	SLMM	P 03 00	0.00	1472.00	05/31/02	204.45	40.89	490.67	695.12
003739	000	02/01/01	1472.00	SLMM	P 03 00	0.00	1472.00	05/31/02	204.45	40.89	490.67	695.12
003740	000	02/01/01	1472.00	SLMM	P 03 00	0.00	1472.00	05/31/02	204.45	40.89	490.67	695.12
003741	000	02/01/01	1472.00	SLMM	P 03 00	0.00	1472.00	05/31/02	204.45	40.89	490.67	695.12
003742	000	02/01/01	1472.00	SLMM	P 03 00	0.00	1472.00	05/31/02	204.45	40.89	490.67	695.12
003743	000	02/01/01	1472.00	SLMM	P 03 00	0.00	1472.00	05/31/02	204.45	40.89	490.67	695.12
003744	000	02/01/01	1472.00	SLMM	P 03 00	0.00	1472.00	05/31/02	204.45	40.89	490.67	695.12
003745	000	02/01/01	1472.00	SLMM	P 03 00	0.00	1472.00	05/31/02	204.45	40.89	490.67	695.12
003746	000	02/01/01	1472.00	SLMM	P 03 00	0.00	1472.00	05/31/02	204.45	40.89	490.67	695.12
003747	000	02/01/01	1472.00	SLMM	P 03 00	0.00	1472.00	05/31/02	204.45	40.89	490.67	695.12
003748	000	02/01/01	1472.00	SLMM	P 03 00	0.00	1472.00	05/31/02	204.45	40.89	490.67	695.12
003749	000	02/01/01	1472.00	SLMM	P 03 00	0.00	1472.00	05/31/02	204.45	40.89	490.67	695.12
003750	000	02/01/01	1472.00	SLMM	P 03 00	0.00	1472.00	05/31/02	204.45	40.89	490.67	695.12
003751	000	02/01/01	1472.00	SLMM	P 03 00	0.00	1472.00	05/31/02	204.45	40.89	490.67	695.12
Count= 28												
G/L Asset Acct No: 1006400000101												
			52865.15			0.00	52865.15		30374.80	762.43	9148.82	39523.62
Less disposals and transfers												
			0.00			0.00	0.00		0.00			0.00
Net			52865.15			0.00	52865.15		30374.80	762.43	9148.82	39523.62
001683	000	06/01/88	1865.00	SLMM	P 05 00	0.00	1865.00	06/30/01	1865.00	0.00	0.00	1865.00
001684	000	06/01/88	1380.00	SLMM	P 05 00	0.00	1380.00	06/30/01	1380.00	0.00	0.00	1380.00
000078	000	04/01/89	1770.00	SLMM	P 05 00	0.00	1770.00	06/30/01	1770.00	0.00	0.00	1770.00
000079	000	04/01/89	1770.00	SLMM	P 05 00	0.00	1770.00	06/30/01	1770.00	0.00	0.00	1770.00
000080	000	04/01/89	1770.00	SLMM	P 05 00	0.00	1770.00	06/30/01	1770.00	0.00	0.00	1770.00
000017	000	10/01/89	1724.50	SLMM	P 05 00	0.00	1724.50	06/30/01	1724.50	0.00	0.00	1724.50
000033	000	10/01/89	1724.50	SLMM	P 05 00	0.00	1724.50	06/30/01	1724.50	0.00	0.00	1724.50
000034	000	10/01/89	1724.50	SLMM	P 05 00	0.00	1724.50	06/30/01	1724.50	0.00	0.00	1724.50
001639	000	01/01/90	1090.00	SLMM	P 05 00	0.00	1090.00	06/30/01	1090.00	0.00	0.00	1090.00
000081	000	08/01/90	1067.00	SLMM	P 05 00	0.00	1067.00	06/30/01	1067.00	0.00	0.00	1067.00
000082	000	08/01/90	1067.00	SLMM	P 05 00	0.00	1067.00	06/30/01	1067.00	0.00	0.00	1067.00
000083	000	08/01/90	1067.00	SLMM	P 05 00	0.00	1067.00	06/30/01	1067.00	0.00	0.00	1067.00
000084	000	08/01/90	1067.00	SLMM	P 05 00	0.00	1067.00	06/30/01	1067.00	0.00	0.00	1067.00
000085	000	08/01/90	1067.00	SLMM	P 05 00	0.00	1067.00	06/30/01	1067.00	0.00	0.00	1067.00
000055	000	05/01/91	1090.00	SLMM	P 05 00	0.00	1090.00	06/30/01	1090.00	0.00	0.00	1090.00
001122	000	07/01/92	24500.00	SLMM	P 03 00	0.00	24500.00	06/30/01	24500.00	0.00	0.00	24500.00
000424	000	12/01/92	950.00	SLMM	P 03 00	0.00	950.00	06/30/01	950.00	0.00	0.00	950.00
002091	000	10/01/94	4797.99	SLMM	P 03 00	0.00	4797.99	06/30/01	4797.99	0.00	0.00	4797.99
002151	000	03/01/95	3500.00	SLMM	P 03 00	0.00	3500.00	06/30/01	3500.00	0.00	0.00	3500.00

AMERICAN SOCIETY OF MECH ENG DEPRECIATION EXPENSE REPORT

as of 06/30/2002

SYS No	Ext	In Svc Date	Acquired Value	Dep Meth	P Est T Life	Salvage/ Sect 179	Depreciable Basis	Prev Thru	Prior Accum Depreciation	Depreciation This Run	Current Year to Date	Curr Accum Depreciation Key
002881	000	10/01/97	2110.70	SLMM	P 03 00	0.00	2110.70	06/30/01	2110.70	0.00	0.00	2110.70
002882	000	10/01/97	2110.70	SLMM	P 03 00	0.00	2110.70	06/30/01	2110.70	0.00	0.00	2110.70
002883	000	10/01/97	2110.70	SLMM	P 03 00	0.00	2110.70	06/30/01	2110.70	0.00	0.00	2110.70
002884	000	10/01/97	2110.70	SLMM	P 03 00	0.00	2110.70	06/30/01	2110.70	0.00	0.00	2110.70
002885	000	10/01/97	2110.70	SLMM	P 03 00	0.00	2110.70	06/30/01	2110.70	0.00	0.00	2110.70
002886	000	10/01/97	2110.70	SLMM	P 03 00	0.00	2110.70	06/30/01	2110.70	0.00	0.00	2110.70
002887	000	10/01/97	2110.70	SLMM	P 03 00	0.00	2110.70	06/30/01	2110.70	0.00	0.00	2110.70
002888	000	10/01/97	2110.70	SLMM	P 03 00	0.00	2110.70	06/30/01	2110.70	0.00	0.00	2110.70
002889	000	10/01/97	2110.70	SLMM	P 03 00	0.00	2110.70	06/30/01	2110.70	0.00	0.00	2110.70
002890	000	10/01/97	2110.70	SLMM	P 03 00	0.00	2110.70	06/30/01	2110.70	0.00	0.00	2110.70
002891	000	10/01/97	2110.70	SLMM	P 03 00	0.00	2110.70	06/30/01	2110.70	0.00	0.00	2110.70
002892	000	10/01/97	2110.70	SLMM	P 03 00	0.00	2110.70	06/30/01	2110.70	0.00	0.00	2110.70
002863	000	11/01/97	1856.76	SLMM	P 03 00	0.00	1856.76	06/30/01	1856.76	0.00	0.00	1856.76
002996	000	09/01/98	2824.78	SLMM	P 03 00	0.00	2824.78	08/31/01	2667.84	0.00	156.94	2824.78
002997	000	09/01/98	2824.77	SLMM	P 03 00	0.00	2824.77	08/31/01	2667.84	0.00	156.93	2824.77
003110	000	09/01/98	2885.68	SLMM	P 03 00	0.00	2885.68	08/31/01	2725.36	0.00	160.32	2885.68
003111	000	09/01/98	2885.68	SLMM	P 03 00	0.00	2885.68	08/31/01	2725.36	0.00	160.32	2885.68
003112	000	09/01/98	2885.68	SLMM	P 03 00	0.00	2885.68	08/31/01	2725.36	0.00	160.32	2885.68
003113	000	09/01/98	2885.68	SLMM	P 03 00	0.00	2885.68	08/31/01	2725.36	0.00	160.32	2885.68
003114	000	09/01/98	2885.68	SLMM	P 03 00	0.00	2885.68	08/31/01	2725.36	0.00	160.32	2885.68
003115	000	09/01/98	2885.68	SLMM	P 03 00	0.00	2885.68	08/31/01	2725.36	0.00	160.32	2885.68
003116	000	09/01/98	2885.68	SLMM	P 03 00	0.00	2885.68	08/31/01	2725.36	0.00	160.32	2885.68
003117	000	09/01/98	2885.68	SLMM	P 03 00	0.00	2885.68	08/31/01	2725.36	0.00	160.32	2885.68
003118	000	09/01/98	2885.68	SLMM	P 03 00	0.00	2885.68	08/31/01	2725.36	0.00	160.32	2885.68
003119	000	09/01/98	2885.68	SLMM	P 03 00	0.00	2885.68	08/31/01	2725.36	0.00	160.32	2885.68
003120	000	09/01/98	2885.68	SLMM	P 03 00	0.00	2885.68	08/31/01	2725.36	0.00	160.32	2885.68
003121	000	09/01/98	2885.68	SLMM	P 03 00	0.00	2885.68	08/31/01	2725.36	0.00	160.32	2885.68
003122	000	09/01/98	2885.68	SLMM	P 03 00	0.00	2885.68	08/31/01	2725.36	0.00	160.32	2885.68
003123	000	09/01/98	2885.68	SLMM	P 03 00	0.00	2885.68	08/31/01	2725.36	0.00	160.32	2885.68
003124	000	09/01/98	2885.68	SLMM	P 03 00	0.00	2885.68	08/31/01	2725.36	0.00	160.32	2885.68
003125	000	09/01/98	2885.68	SLMM	P 03 00	0.00	2885.68	08/31/01	2725.36	0.00	160.32	2885.68
003126	000	09/01/98	2885.68	SLMM	P 03 00	0.00	2885.68	08/31/01	2725.36	0.00	160.32	2885.68
003127	000	09/01/98	2885.68	SLMM	P 03 00	0.00	2885.68	08/31/01	2725.36	0.00	160.32	2885.68
003128	000	09/01/98	2885.68	SLMM	P 03 00	0.00	2885.68	08/31/01	2725.36	0.00	160.32	2885.68
003129	000	09/01/98	2885.68	SLMM	P 03 00	0.00	2885.68	08/31/01	2725.36	0.00	160.32	2885.68
003548	000	04/01/99	1840.24	SLMM	P 03 00	0.00	1840.24	03/31/02	1380.17	0.00	460.07	1840.24
003549	000	04/01/99	1840.24	SLMM	P 03 00	0.00	1840.24	03/31/02	1380.17	0.00	460.07	1840.24
003574	000	09/01/99	2654.00	SLMM	P 03 00	0.00	2654.00	05/31/02	1621.89	73.73	884.67	2506.56
003575	000	09/01/99	12590.00	SLMM	P 03 00	0.00	12590.00	05/31/02	7693.89	349.73	4196.67	11890.56
003645	000	10/01/99	3419.67	SLMM	P 03 00	0.00	3419.67	05/31/02	1994.81	95.00	1139.89	3134.70
003654	000	11/01/99	1462.00	SLMM	P 03 00	0.00	1462.00	05/31/02	812.22	40.62	487.33	1299.55
003655	000	11/01/99	3923.00	SLMM	P 03 00	0.00	3923.00	05/31/02	2179.45	108.98	1307.67	3487.12
Count=	61											
G/L Asset Acct No: 1006400000110												
			173268.95			0.00	173268.95		159082.13	668.06	12456.64	171538.77
Less disposals and transfers												

AMERICAN SOCIETY OF MECH ENG
DEPRECIATION EXPENSE REPORT

as of 06/30/2002

SYS No	Ext	In Svc Date	Acquired Value	Dep Meth	P Est T Life	Salvage/ Sect 179	Depreciable Basis	Prev Thru	Prior Accum Depreciation	Depreciation This Run	Current Year to Date	Curr Accum Depreciation Key
			0.00			0.00	0.00		0.00			0.00
Net			173268.95			0.00	173268.95		159082.13	668.06	12456.64	171538.77
000366	000	02/01/90	8763.98	SLMM	P 05 00	0.00	8763.98	06/30/01	8763.98	0.00	0.00	8763.98
000367	000	02/01/90	3409.00	SLMM	P 05 00	0.00	3409.00	06/30/01	3409.00	0.00	0.00	3409.00
001879	000	07/01/93	1400.00	SLMM	P 03 00	0.00	1400.00	06/30/01	1400.00	0.00	0.00	1400.00
Count= 3												
G/L Asset Acct No: 1006400000120			13572.98			0.00	13572.98		13572.98	0.00	0.00	13572.98
Less disposals and transfers			0.00			0.00	0.00		0.00			0.00
Net			13572.98			0.00	13572.98		13572.98	0.00	0.00	13572.98
002509	000	07/01/96	335788.00	SLMM	P 05 00	0.00	335788.00	06/30/01	335788.00	0.00	0.00	335788.00
003386	000	12/01/98	58805.00	SLMM	P 05 00	0.00	58805.00	05/31/02	30382.58	980.09	11761.00	42143.58
003713	000	10/01/00	15560.00	SLMM	P 05 00	0.00	15560.00	05/31/02	2334.00	259.34	3112.00	5446.00
003714	000	10/01/00	20000.00	SLMM	P 05 00	0.00	20000.00	05/31/02	3000.00	333.34	4000.00	7000.00
004026	000	10/01/01	10851.00	SLMM	P 05 00	0.00	10851.00	05/31/02	0.00	180.85	1627.65	1627.65
004060	000	04/01/02	51000.00	SLMM	P 05 00	0.00	51000.00	05/31/02	0.00	850.00	2550.00	2550.00
Count= 6												
G/L Asset Acct No: 1006400000130			492004.00			0.00	492004.00		371504.58	2603.62	23050.65	394555.23
Less disposals and transfers			0.00			0.00	0.00		0.00			0.00
Net			492004.00			0.00	492004.00		371504.58	2603.62	23050.65	394555.23
000562	000	10/01/86	268845.00	SLMM	P 05 00	0.00	268845.00	01/31/02	268845.00	0.00	0.00	268845.00 d
000563	000	10/01/86	145500.00	SLMM	P 05 00	0.00	145500.00	01/31/02	145500.00	0.00	0.00	145500.00 d
000571	000	03/01/87	476.50	SLMM	P 05 00	0.00	476.50	01/31/02	476.50	0.00	0.00	476.50 d
000572	000	04/01/87	550.15	SLMM	P 05 00	0.00	550.15	01/31/02	550.15	0.00	0.00	550.15 d
000573	000	02/01/88	7592.50	SLMM	P 05 00	0.00	7592.50	01/31/02	7592.50	0.00	0.00	7592.50 d
000574	000	02/01/88	7592.50	SLMM	P 05 00	0.00	7592.50	01/31/02	7592.50	0.00	0.00	7592.50 d
000575	000	02/01/88	7592.50	SLMM	P 05 00	0.00	7592.50	01/31/02	7592.50	0.00	0.00	7592.50 d
000576	000	02/01/88	7648.31	SLMM	P 05 00	0.00	7648.31	01/31/02	7648.31	0.00	0.00	7648.31 d
000577	000	11/01/88	2740.00	SLMM	P 05 00	0.00	2740.00	01/31/02	2740.00	0.00	0.00	2740.00 d
000579	000	10/01/91	92977.65	SLMM	P 05 00	0.00	92977.65	01/31/02	92977.65	0.00	0.00	92977.65 d
000580	000	11/01/92	2250.00	SLMM	P 05 00	0.00	2250.00	01/31/02	2250.00	0.00	0.00	2250.00 d
000581	000	11/01/92	2250.00	SLMM	P 05 00	0.00	2250.00	01/31/02	2250.00	0.00	0.00	2250.00 d
000582	000	11/01/92	2250.00	SLMM	P 05 00	0.00	2250.00	01/31/02	2250.00	0.00	0.00	2250.00 d
000583	000	11/01/92	2253.93	SLMM	P 05 00	0.00	2253.93	01/31/02	2253.93	0.00	0.00	2253.93 d
000433	000	12/01/92	658.90	SLMM	P 03 00	0.00	658.90	06/30/01	658.90	0.00	0.00	658.90
000434	000	12/01/92	658.86	SLMM	P 03 00	0.00	658.86	06/30/01	658.86	0.00	0.00	658.86
000435	000	12/01/92	658.86	SLMM	P 03 00	0.00	658.86	06/30/01	658.86	0.00	0.00	658.86

AMERICAN SOCIETY OF MECH ENG DEPRECIATION EXPENSE REPORT

as of 06/30/2002

SYS No	Ext	In Svc Date	Acquired Value	Dep Meth	P Est T Life	Salvage/ Sect 179	Depreciable Basis	Prev Thru	Prior Accum Depreciation	Depreciation This Run	Current Year to Date	Curr Accum Depreciation Key
000436	000	12/01/92	658.86	SLMM	P 03 00	0.00	658.86	06/30/01	658.86	0.00	0.00	658.86
000437	000	12/01/92	658.86	SLMM	P 03 00	0.00	658.86	06/30/01	658.86	0.00	0.00	658.86
000438	000	12/01/92	658.86	SLMM	P 03 00	0.00	658.86	06/30/01	658.86	0.00	0.00	658.86
000439	000	12/01/92	658.86	SLMM	P 03 00	0.00	658.86	06/30/01	658.86	0.00	0.00	658.86
000440	000	12/01/92	658.86	SLMM	P 03 00	0.00	658.86	06/30/01	658.86	0.00	0.00	658.86
000441	000	12/01/92	658.86	SLMM	P 03 00	0.00	658.86	06/30/01	658.86	0.00	0.00	658.86
000442	000	12/01/92	658.86	SLMM	P 03 00	0.00	658.86	06/30/01	658.86	0.00	0.00	658.86
000443	000	12/01/92	658.86	SLMM	P 03 00	0.00	658.86	06/30/01	658.86	0.00	0.00	658.86
000444	000	12/01/92	4008.50	SLMM	P 03 00	0.00	4008.50	06/30/01	4008.50	0.00	0.00	4008.50
000605	000	04/01/93	449.00	SLMM	P 03 00	0.00	449.00	06/30/01	449.00	0.00	0.00	449.00
000606	000	04/01/93	449.00	SLMM	P 03 00	0.00	449.00	06/30/01	449.00	0.00	0.00	449.00
002063	000	07/01/94	12536.95	SLMM	P 03 00	0.00	12536.95	06/30/01	12536.95	0.00	0.00	12536.95
002133	000	07/01/94	2477.00	SLMM	P 03 00	0.00	2477.00	06/30/01	2477.00	0.00	0.00	2477.00
002128	000	08/01/94	1003.09	SLMM	P 03 00	0.00	1003.09	06/30/01	1003.09	0.00	0.00	1003.09
002129	000	08/01/94	1003.09	SLMM	P 03 00	0.00	1003.09	06/30/01	1003.09	0.00	0.00	1003.09
002130	000	08/01/94	994.00	SLMM	P 03 00	0.00	994.00	06/30/01	994.00	0.00	0.00	994.00
002131	000	08/01/94	993.15	SLMM	P 03 00	0.00	993.15	06/30/01	993.15	0.00	0.00	993.15
002064	000	09/01/94	6471.88	SLMM	P 05 00	0.00	6471.88	06/30/01	6471.88	0.00	0.00	6471.88
002111	000	12/01/94	2884.95	SLMM	P 03 00	0.00	2884.95	01/31/02	2884.95	0.00	0.00	2884.95 d
002172	000	05/01/95	6700.00	SLMM	P 03 00	0.00	6700.00	06/30/01	6700.00	0.00	0.00	6700.00
002173	000	05/01/95	1699.00	SLMM	P 03 00	0.00	1699.00	06/30/01	1699.00	0.00	0.00	1699.00
002174	000	05/01/95	569.00	SLMM	P 03 00	0.00	569.00	06/30/01	569.00	0.00	0.00	569.00
002175	000	05/01/95	2191.00	SLMM	P 03 00	0.00	2191.00	06/30/01	2191.00	0.00	0.00	2191.00
002176	000	05/01/95	2995.00	SLMM	P 03 00	0.00	2995.00	06/30/01	2995.00	0.00	0.00	2995.00
002177	000	05/01/95	2949.00	SLMM	P 03 00	0.00	2949.00	06/30/01	2949.00	0.00	0.00	2949.00
002178	000	05/01/95	929.00	SLMM	P 03 00	0.00	929.00	06/30/01	929.00	0.00	0.00	929.00
002237	000	09/01/95	115000.00	SLMM	P 03 00	0.00	115000.00	06/30/01	115000.00	0.00	0.00	115000.00
002296	000	10/01/95	3260.91	SLMM	P 05 00	0.00	3260.91	06/30/01	3260.91	0.00	0.00	3260.91
002338	000	11/01/95	10844.00	SLMM	P 03 00	0.00	10844.00	06/30/01	10844.00	0.00	0.00	10844.00
002339	000	11/01/95	10844.00	SLMM	P 03 00	0.00	10844.00	06/30/01	10844.00	0.00	0.00	10844.00
002369	000	12/01/95	3649.00	SLMM	P 03 00	0.00	3649.00	06/30/01	3649.00	0.00	0.00	3649.00
002411	000	12/01/95	1899.00	SLMM	P 03 00	0.00	1899.00	06/30/01	1899.00	0.00	0.00	1899.00
002412	000	12/01/95	5645.00	SLMM	P 03 00	0.00	5645.00	06/30/01	5645.00	0.00	0.00	5645.00
002413	000	12/01/95	5000.00	SLMM	P 03 00	0.00	5000.00	06/30/01	5000.00	0.00	0.00	5000.00
000591	000	01/01/96	2688.00	SLMM	P 03 00	0.00	2688.00	06/30/01	2688.00	0.00	0.00	2688.00
002428	000	05/01/96	1899.00	SLMM	P 03 00	0.00	1899.00	06/30/01	1899.00	0.00	0.00	1899.00
002624	000	10/01/96	2037.00	SLMM	P 03 00	0.00	2037.00	06/30/01	2037.00	0.00	0.00	2037.00
002625	000	10/01/96	2037.00	SLMM	P 03 00	0.00	2037.00	06/30/01	2037.00	0.00	0.00	2037.00
002672	000	12/01/96	2998.23	SLMM	P 03 00	0.00	2998.23	06/30/01	2998.23	0.00	0.00	2998.23
002682	000	01/01/97	1427.90	SLMM	P 03 00	0.00	1427.90	06/30/01	1427.90	0.00	0.00	1427.90
002685	000	01/01/97	53651.92	SLMM	P 03 00	0.00	53651.92	06/30/01	53651.92	0.00	0.00	53651.92
002686	000	01/01/97	3950.00	SLMM	P 03 00	0.00	3950.00	06/30/01	3950.00	0.00	0.00	3950.00
002687	000	01/01/97	6315.00	SLMM	P 03 00	0.00	6315.00	06/30/01	6315.00	0.00	0.00	6315.00
002720	000	03/01/97	1748.00	SLMM	P 03 00	0.00	1748.00	06/30/01	1748.00	0.00	0.00	1748.00
002721	000	03/01/97	1748.00	SLMM	P 03 00	0.00	1748.00	06/30/01	1748.00	0.00	0.00	1748.00
002722	000	03/01/97	1748.00	SLMM	P 03 00	0.00	1748.00	06/30/01	1748.00	0.00	0.00	1748.00

AMERICAN SOCIETY OF MECH ENG DEPRECIATION EXPENSE REPORT

as of 06/30/2002

SYS No	Ext	In Svc Date	Acquired Value	Dep Meth	P Est T Life	Salvage/ Sect 179	Depreciable Basis	Prev Thru	Prior Accum Depreciation	Depreciation This Run	Current Year to Date	Curr Accum Depreciation Key
002723	000	03/01/97	1748.02	SLMM	P 03 00	0.00	1748.02	06/30/01	1748.02	0.00	0.00	1748.02
002730	000	04/01/97	4718.00	SLMM	P 03 00	0.00	4718.00	06/30/01	4718.00	0.00	0.00	4718.00
002731	000	04/01/97	2035.00	SLMM	P 03 00	0.00	2035.00	06/30/01	2035.00	0.00	0.00	2035.00
002732	000	04/01/97	2035.00	SLMM	P 03 00	0.00	2035.00	06/30/01	2035.00	0.00	0.00	2035.00
002733	000	04/01/97	2058.20	SLMM	P 03 00	0.00	2058.20	06/30/01	2058.20	0.00	0.00	2058.20
002744	000	05/01/97	2101.00	SLMM	P 03 00	0.00	2101.00	06/30/01	2101.00	0.00	0.00	2101.00
002745	000	05/01/97	2101.00	SLMM	P 03 00	0.00	2101.00	06/30/01	2101.00	0.00	0.00	2101.00
002746	000	05/01/97	2101.00	SLMM	P 03 00	0.00	2101.00	06/30/01	2101.00	0.00	0.00	2101.00
002755	000	05/01/97	3808.00	SLMM	P 03 00	0.00	3808.00	06/30/01	3808.00	0.00	0.00	3808.00
002756	000	05/01/97	4725.00	SLMM	P 03 00	0.00	4725.00	06/30/01	4725.00	0.00	0.00	4725.00
002785	000	06/01/97	2722.92	SLMM	P 03 00	0.00	2722.92	06/30/01	2722.92	0.00	0.00	2722.92
002795	000	09/01/97	1275.24	SLMM	P 03 00	0.00	1275.24	06/30/01	1275.24	0.00	0.00	1275.24
002838	000	10/01/97	3499.00	SLMM	P 03 00	0.00	3499.00	06/30/01	3499.00	0.00	0.00	3499.00
002840	000	10/01/97	4007.00	SLMM	P 03 00	0.00	4007.00	06/30/01	4007.00	0.00	0.00	4007.00
002841	000	10/01/97	4007.00	SLMM	P 03 00	0.00	4007.00	06/30/01	4007.00	0.00	0.00	4007.00
002842	000	10/01/97	4007.00	SLMM	P 03 00	0.00	4007.00	06/30/01	4007.00	0.00	0.00	4007.00
002843	000	10/01/97	4007.00	SLMM	P 03 00	0.00	4007.00	06/30/01	4007.00	0.00	0.00	4007.00
002844	000	10/01/97	4007.00	SLMM	P 03 00	0.00	4007.00	06/30/01	4007.00	0.00	0.00	4007.00
002845	000	10/01/97	4007.00	SLMM	P 03 00	0.00	4007.00	06/30/01	4007.00	0.00	0.00	4007.00
002846	000	10/01/97	4007.00	SLMM	P 03 00	0.00	4007.00	06/30/01	4007.00	0.00	0.00	4007.00
002847	000	10/01/97	4007.00	SLMM	P 03 00	0.00	4007.00	06/30/01	4007.00	0.00	0.00	4007.00
002848	000	10/01/97	4007.00	SLMM	P 03 00	0.00	4007.00	06/30/01	4007.00	0.00	0.00	4007.00
002849	000	10/01/97	4007.00	SLMM	P 03 00	0.00	4007.00	06/30/01	4007.00	0.00	0.00	4007.00
002850	000	10/01/97	4007.00	SLMM	P 03 00	0.00	4007.00	06/30/01	4007.00	0.00	0.00	4007.00
002851	000	10/01/97	4007.00	SLMM	P 03 00	0.00	4007.00	06/30/01	4007.00	0.00	0.00	4007.00
002852	000	10/01/97	4007.00	SLMM	P 03 00	0.00	4007.00	06/30/01	4007.00	0.00	0.00	4007.00
002853	000	10/01/97	4007.00	SLMM	P 03 00	0.00	4007.00	06/30/01	4007.00	0.00	0.00	4007.00
002854	000	10/01/97	4007.00	SLMM	P 03 00	0.00	4007.00	06/30/01	4007.00	0.00	0.00	4007.00
002855	000	10/01/97	4007.00	SLMM	P 03 00	0.00	4007.00	06/30/01	4007.00	0.00	0.00	4007.00
002856	000	10/01/97	4007.00	SLMM	P 03 00	0.00	4007.00	06/30/01	4007.00	0.00	0.00	4007.00
002857	000	10/01/97	4007.00	SLMM	P 03 00	0.00	4007.00	06/30/01	4007.00	0.00	0.00	4007.00
002858	000	10/01/97	4007.00	SLMM	P 03 00	0.00	4007.00	06/30/01	4007.00	0.00	0.00	4007.00
002880	000	10/01/97	2099.00	SLMM	P 03 00	0.00	2099.00	06/30/01	2099.00	0.00	0.00	2099.00
002864	000	11/01/97	1499.00	SLMM	P 03 00	0.00	1499.00	06/30/01	1499.00	0.00	0.00	1499.00
002865	000	11/01/97	3001.66	SLMM	P 03 00	0.00	3001.66	06/30/01	3001.66	0.00	0.00	3001.66
002964	000	04/01/98	3807.25	SLMM	P 03 00	0.00	3807.25	06/30/01	3807.25	0.00	0.00	3807.25
002966	000	04/01/98	2533.00	SLMM	P 03 00	0.00	2533.00	06/30/01	2533.00	0.00	0.00	2533.00
002967	000	04/01/98	2533.00	SLMM	P 03 00	0.00	2533.00	06/30/01	2533.00	0.00	0.00	2533.00
002972	000	05/01/98	3605.15	SLMM	P 03 00	0.00	3605.15	06/30/01	3605.15	0.00	0.00	3605.15
002977	000	06/01/98	3333.25	SLMM	P 03 00	0.00	3333.25	06/30/01	3333.25	0.00	0.00	3333.25
003052	000	09/01/98	2885.68	SLMM	P 03 00	0.00	2885.68	08/31/01	2725.36	0.00	160.32	2885.68
003053	000	09/01/98	2885.68	SLMM	P 03 00	0.00	2885.68	08/31/01	2725.36	0.00	160.32	2885.68
003054	000	09/01/98	2885.68	SLMM	P 03 00	0.00	2885.68	08/31/01	2725.36	0.00	160.32	2885.68
003055	000	09/01/98	2885.68	SLMM	P 03 00	0.00	2885.68	08/31/01	2725.36	0.00	160.32	2885.68
003056	000	09/01/98	2885.68	SLMM	P 03 00	0.00	2885.68	08/31/01	2725.36	0.00	160.32	2885.68
003057	000	09/01/98	2885.68	SLMM	P 03 00	0.00	2885.68	08/31/01	2725.36	0.00	160.32	2885.68

AMERICAN SOCIETY OF MECH ENG DEPRECIATION EXPENSE REPORT

as of 06/30/2002

SYS No	Ext	In Svc Date	Acquired Value	Dep Meth	P Est T Life	Salvage/ Sect 179	Depreciable Basis	Prev Thru	Prior Accum Depreciation	Depreciation This Run	Current Year to Date	Curr Accum Depreciation Key
003104	000	09/01/98	2885.68	SLMM	P 03 00	0.00	2885.68	08/31/01	2725.36	0.00	160.32	2885.68
003105	000	09/01/98	2885.68	SLMM	P 03 00	0.00	2885.68	08/31/01	2725.36	0.00	160.32	2885.68
003106	000	09/01/98	2885.68	SLMM	P 03 00	0.00	2885.68	08/31/01	2725.36	0.00	160.32	2885.68
003107	000	09/01/98	2885.68	SLMM	P 03 00	0.00	2885.68	08/31/01	2725.36	0.00	160.32	2885.68
003108	000	09/01/98	2885.68	SLMM	P 03 00	0.00	2885.68	08/31/01	2725.36	0.00	160.32	2885.68
003109	000	09/01/98	2885.68	SLMM	P 03 00	0.00	2885.68	08/31/01	2725.36	0.00	160.32	2885.68
003352	000	09/01/98	3706.05	SLMM	P 03 00	0.00	3706.05	08/31/01	3500.16	0.00	205.89	3706.05
003353	000	09/01/98	3706.05	SLMM	P 03 00	0.00	3706.05	08/31/01	3500.16	0.00	205.89	3706.05
003354	000	09/01/98	3706.05	SLMM	P 03 00	0.00	3706.05	08/31/01	3500.16	0.00	205.89	3706.05
003355	000	09/01/98	3706.05	SLMM	P 03 00	0.00	3706.05	08/31/01	3500.16	0.00	205.89	3706.05
003357	000	09/01/98	3706.05	SLMM	P 03 00	0.00	3706.05	08/31/01	3500.16	0.00	205.89	3706.05
003358	000	09/01/98	3706.05	SLMM	P 03 00	0.00	3706.05	08/31/01	3500.16	0.00	205.89	3706.05
003359	000	09/01/98	3706.05	SLMM	P 03 00	0.00	3706.05	08/31/01	3500.16	0.00	205.89	3706.05
003360	000	09/01/98	3706.05	SLMM	P 03 00	0.00	3706.05	08/31/01	3500.16	0.00	205.89	3706.05
003361	000	09/01/98	3706.05	SLMM	P 03 00	0.00	3706.05	08/31/01	3500.16	0.00	205.89	3706.05
003362	000	09/01/98	3706.05	SLMM	P 03 00	0.00	3706.05	08/31/01	3500.16	0.00	205.89	3706.05
003363	000	09/01/98	3706.05	SLMM	P 03 00	0.00	3706.05	08/31/01	3500.16	0.00	205.89	3706.05
003364	000	09/01/98	3706.05	SLMM	P 03 00	0.00	3706.05	08/31/01	3500.16	0.00	205.89	3706.05
003365	000	09/01/98	3705.99	SLMM	P 03 00	0.00	3705.99	08/31/01	3500.10	0.00	205.89	3705.99
003366	000	09/01/98	2974.00	SLMM	P 03 00	0.00	2974.00	08/31/01	2808.77	0.00	165.23	2974.00
003367	000	09/01/98	2974.00	SLMM	P 03 00	0.00	2974.00	08/31/01	2808.77	0.00	165.23	2974.00
003368	000	09/01/98	2974.00	SLMM	P 03 00	0.00	2974.00	08/31/01	2808.77	0.00	165.23	2974.00
003369	000	09/01/98	2974.00	SLMM	P 03 00	0.00	2974.00	08/31/01	2808.77	0.00	165.23	2974.00
003370	000	09/01/98	2974.00	SLMM	P 03 00	0.00	2974.00	08/31/01	2808.77	0.00	165.23	2974.00
003371	000	09/01/98	2974.00	SLMM	P 03 00	0.00	2974.00	08/31/01	2808.77	0.00	165.23	2974.00
003372	000	09/01/98	2974.00	SLMM	P 03 00	0.00	2974.00	08/31/01	2808.77	0.00	165.23	2974.00
003373	000	09/01/98	2974.00	SLMM	P 03 00	0.00	2974.00	08/31/01	2808.77	0.00	165.23	2974.00
003374	000	09/01/98	2974.00	SLMM	P 03 00	0.00	2974.00	08/31/01	2808.77	0.00	165.23	2974.00
003307	000	10/01/98	1369.86	SLMM	P 03 00	0.00	1369.86	09/30/01	1255.71	0.00	114.15	1369.86
003308	000	10/01/98	1369.86	SLMM	P 03 00	0.00	1369.86	09/30/01	1255.71	0.00	114.15	1369.86
003309	000	10/01/98	1369.86	SLMM	P 03 00	0.00	1369.86	09/30/01	1255.71	0.00	114.15	1369.86
003310	000	10/01/98	1369.86	SLMM	P 03 00	0.00	1369.86	09/30/01	1255.71	0.00	114.15	1369.86
003311	000	10/01/98	1369.86	SLMM	P 03 00	0.00	1369.86	09/30/01	1255.71	0.00	114.15	1369.86
003312	000	10/01/98	1369.86	SLMM	P 03 00	0.00	1369.86	09/30/01	1255.71	0.00	114.15	1369.86
003313	000	10/01/98	1369.86	SLMM	P 03 00	0.00	1369.86	09/30/01	1255.71	0.00	114.15	1369.86
003314	000	10/01/98	1369.86	SLMM	P 03 00	0.00	1369.86	09/30/01	1255.71	0.00	114.15	1369.86
003315	000	10/01/98	1369.86	SLMM	P 03 00	0.00	1369.86	09/30/01	1255.71	0.00	114.15	1369.86
003316	000	10/01/98	1369.86	SLMM	P 03 00	0.00	1369.86	09/30/01	1255.71	0.00	114.15	1369.86
003317	000	10/01/98	1369.86	SLMM	P 03 00	0.00	1369.86	09/30/01	1255.71	0.00	114.15	1369.86
003318	000	10/01/98	1369.89	SLMM	P 03 00	0.00	1369.89	09/30/01	1255.73	0.00	114.16	1369.89
003380	000	12/01/98	2937.74	SLMM	P 03 00	0.00	2937.74	11/30/01	2529.73	0.00	408.01	2937.74
003381	000	12/01/98	2937.74	SLMM	P 03 00	0.00	2937.74	11/30/01	2529.73	0.00	408.01	2937.74
003391	000	12/01/98	2959.00	SLMM	P 03 00	0.00	2959.00	11/30/01	2548.02	0.00	410.98	2959.00
003393	000	12/01/98	447.70	SLMM	P 03 00	0.00	447.70	11/30/01	385.51	0.00	62.19	447.70
003418	000	01/01/99	3447.21	SLMM	P 03 00	0.00	3447.21	12/31/01	2872.68	0.00	574.53	3447.21
003450	000	01/01/99	1813.34	SLMM	P 03 00	0.00	1813.34	12/31/01	1511.12	0.00	302.22	1813.34

AMERICAN SOCIETY OF MECH ENG DEPRECIATION EXPENSE REPORT

as of 06/30/2002

SYS No	Ext	In Svc Date	Acquired Value	Dep Meth	P Est T Life	Salvage/ Sect 179	Depreciable Basis	Prev Thru	Prior Accum Depreciation	Depreciation This Run	Current Year to Date	Curr Accum Depreciation Key
003451	000	01/01/99	4047.50	SLMM	P 03 00	0.00	4047.50	12/31/01	3372.92	0.00	674.58	4047.50
003328	000	02/01/99	6302.07	SLMM	P 03 00	0.00	6302.07	01/31/02	5076.67	0.00	1225.40	6302.07
003478	000	02/01/99	1391.00	SLMM	P 03 00	0.00	1391.00	01/31/02	1120.54	0.00	270.46	1391.00
003479	000	02/01/99	1391.00	SLMM	P 03 00	0.00	1391.00	01/31/02	1120.54	0.00	270.46	1391.00
003525	000	02/01/99	1004.95	SLMM	P 03 00	0.00	1004.95	01/31/02	809.54	0.00	195.41	1004.95
003564	000	08/01/99	1749.10	SLMM	P 03 00	0.00	1749.10	05/31/02	1117.48	48.59	583.03	1700.51
003565	000	08/01/99	1148.45	SLMM	P 03 00	0.00	1148.45	05/31/02	733.74	31.91	382.82	1116.56
003566	000	08/01/99	2694.01	SLMM	P 03 00	0.00	2694.01	05/31/02	1721.17	74.84	898.00	2619.17
003567	000	08/01/99	1743.00	SLMM	P 03 00	0.00	1743.00	05/31/02	1113.58	48.42	581.00	1694.58
003568	000	08/01/99	946.00	SLMM	P 03 00	0.00	946.00	05/31/02	604.39	26.28	315.33	919.72
003569	000	08/01/99	946.00	SLMM	P 03 00	0.00	946.00	05/31/02	604.39	26.28	315.33	919.72
003576	000	09/01/99	12590.00	SLMM	P 03 00	0.00	12590.00	05/31/02	7693.89	349.73	4196.67	11890.56
003606	000	09/01/99	4046.00	SLMM	P 03 00	0.00	4046.00	05/31/02	2472.56	112.39	1348.67	3821.23
003607	000	09/01/99	4046.00	SLMM	P 03 00	0.00	4046.00	05/31/02	2472.56	112.39	1348.67	3821.23
003608	000	09/01/99	4046.00	SLMM	P 03 00	0.00	4046.00	05/31/02	2472.56	112.39	1348.67	3821.23
003609	000	09/01/99	4046.00	SLMM	P 03 00	0.00	4046.00	05/31/02	2472.56	112.39	1348.67	3821.23
003610	000	09/01/99	4046.00	SLMM	P 03 00	0.00	4046.00	05/31/02	2472.56	112.39	1348.67	3821.23
003612	000	09/01/99	4046.00	SLMM	P 03 00	0.00	4046.00	05/31/02	2472.56	112.39	1348.67	3821.23
003613	000	09/01/99	4046.00	SLMM	P 03 00	0.00	4046.00	05/31/02	2472.56	112.39	1348.67	3821.23
003614	000	09/01/99	4046.00	SLMM	P 03 00	0.00	4046.00	05/31/02	2472.56	112.39	1348.67	3821.23
003615	000	09/01/99	4046.00	SLMM	P 03 00	0.00	4046.00	05/31/02	2472.56	112.39	1348.67	3821.23
003616	000	09/01/99	4046.00	SLMM	P 03 00	0.00	4046.00	05/31/02	2472.56	112.39	1348.67	3821.23
003617	000	09/01/99	4046.00	SLMM	P 03 00	0.00	4046.00	05/31/02	2472.56	112.39	1348.67	3821.23
003618	000	09/01/99	4046.00	SLMM	P 03 00	0.00	4046.00	05/31/02	2472.56	112.39	1348.67	3821.23
003619	000	09/01/99	4046.00	SLMM	P 03 00	0.00	4046.00	05/31/02	2472.56	112.39	1348.67	3821.23
003620	000	09/01/99	4046.00	SLMM	P 03 00	0.00	4046.00	05/31/02	2472.56	112.39	1348.67	3821.23
003621	000	09/01/99	4046.00	SLMM	P 03 00	0.00	4046.00	05/31/02	2472.56	112.39	1348.67	3821.23
003622	000	09/01/99	4046.00	SLMM	P 03 00	0.00	4046.00	05/31/02	2472.56	112.39	1348.67	3821.23
003624	000	09/01/99	3988.04	SLMM	P 03 00	0.00	3988.04	05/31/02	2437.14	110.78	1329.35	3766.49
003696	000	05/01/00	3474.52	SLMM	P 03 00	0.00	3474.52	05/31/02	1351.20	96.52	1158.17	2509.37
003697	000	05/01/00	3474.52	SLMM	P 03 00	0.00	3474.52	05/31/02	1351.20	96.52	1158.17	2509.37
003708	000	10/01/00	1528.72	SLMM	P 03 00	0.00	1528.72	05/31/02	382.18	42.47	509.57	891.75
003709	000	10/01/00	1528.72	SLMM	P 03 00	0.00	1528.72	05/31/02	382.18	42.47	509.57	891.75
003727	000	01/01/01	13816.94	SLMM	P 03 00	0.00	13816.94	05/31/02	2302.82	383.81	4605.65	6908.47
003760	000	03/01/01	1911.00	SLMM	P 03 00	0.00	1911.00	05/31/02	212.33	53.09	637.00	849.33
003761	000	03/01/01	1911.00	SLMM	P 03 00	0.00	1911.00	05/31/02	212.33	53.09	637.00	849.33
003762	000	03/01/01	1911.00	SLMM	P 03 00	0.00	1911.00	05/31/02	212.33	53.09	637.00	849.33
003763	000	03/01/01	1911.00	SLMM	P 03 00	0.00	1911.00	05/31/02	212.33	53.09	637.00	849.33
003764	000	03/01/01	1911.00	SLMM	P 03 00	0.00	1911.00	05/31/02	212.33	53.09	637.00	849.33
003765	000	03/01/01	1915.41	SLMM	P 03 00	0.00	1915.41	05/31/02	212.82	53.21	638.47	851.29
003766	000	03/01/01	1458.65	SLMM	P 03 00	0.00	1458.65	05/31/02	162.07	40.52	486.22	648.29
003767	000	03/01/01	1458.65	SLMM	P 03 00	0.00	1458.65	05/31/02	162.07	40.52	486.22	648.29
003835	000	06/01/01	3392.56	SLMM	P 03 00	0.00	3392.56	05/31/02	94.24	94.24	1130.85	1225.09
003838	000	07/01/01	1923.85	SLMM	P 03 00	0.00	1923.85	05/31/02	0.00	53.44	641.28	641.28
003839	000	07/01/01	1923.85	SLMM	P 03 00	0.00	1923.85	05/31/02	0.00	53.44	641.28	641.28
003840	000	07/01/01	1923.85	SLMM	P 03 00	0.00	1923.85	05/31/02	0.00	53.44	641.28	641.28

AMERICAN SOCIETY OF MECH ENG DEPRECIATION EXPENSE REPORT

as of 06/30/2002

SYS No	Ext	In Svc Date	Acquired Value	Dep Meth	P Est T Life	Salvage/ Sect 179	Depreciable Basis	Prev Thru	Prior Accum Depreciation	Depreciation This Run	Current Year to Date	Curr Accum Depreciation Key
003841	000	07/01/01	1923.85	SLMM	P 03 00	0.00	1923.85	05/31/02	0.00	53.44	641.28	641.28
003842	000	07/01/01	1923.85	SLMM	P 03 00	0.00	1923.85	05/31/02	0.00	53.44	641.28	641.28
003843	000	07/01/01	1923.85	SLMM	P 03 00	0.00	1923.85	05/31/02	0.00	53.44	641.28	641.28
003844	000	07/01/01	1923.85	SLMM	P 03 00	0.00	1923.85	05/31/02	0.00	53.44	641.28	641.28
003845	000	07/01/01	1923.85	SLMM	P 03 00	0.00	1923.85	05/31/02	0.00	53.44	641.28	641.28
003846	000	07/01/01	1923.85	SLMM	P 03 00	0.00	1923.85	05/31/02	0.00	53.44	641.28	641.28
003847	000	07/01/01	1923.85	SLMM	P 03 00	0.00	1923.85	05/31/02	0.00	53.44	641.28	641.28
003848	000	07/01/01	1923.85	SLMM	P 03 00	0.00	1923.85	05/31/02	0.00	53.44	641.28	641.28
003849	000	07/01/01	1923.85	SLMM	P 03 00	0.00	1923.85	05/31/02	0.00	53.44	641.28	641.28
003850	000	07/01/01	1923.85	SLMM	P 03 00	0.00	1923.85	05/31/02	0.00	53.44	641.28	641.28
003851	000	07/01/01	1923.85	SLMM	P 03 00	0.00	1923.85	05/31/02	0.00	53.44	641.28	641.28
003852	000	07/01/01	1923.82	SLMM	P 03 00	0.00	1923.82	05/31/02	0.00	53.44	641.27	641.27
004022	000	08/01/01	17145.00	SLMM	P 03 00	0.00	17145.00	05/31/02	0.00	476.25	5238.75	5238.75
004053	000	03/01/02	2684.00	SLMM	P 03 00	0.00	2684.00	05/31/02	0.00	74.56	298.22	298.22
004054	000	03/01/02	2684.00	SLMM	P 03 00	0.00	2684.00	05/31/02	0.00	74.56	298.22	298.22
004055	000	03/01/02	2684.00	SLMM	P 03 00	0.00	2684.00	05/31/02	0.00	74.56	298.22	298.22
004056	000	03/01/02	2684.00	SLMM	P 03 00	0.00	2684.00	05/31/02	0.00	74.56	298.22	298.22
Count= 264			-----									
G/L Asset Acct No: 1006400000140												
			1457245.44			0.00	1457245.44		1311777.34	5246.89	79733.22	1391510.56
Less disposals and transfers												
			553403.99			0.00	553403.99		553403.99			553403.99
Net			-----									
			903841.45			0.00	903841.45		758373.35	5246.89	79733.22	838106.57
002039	000	08/01/94	1710.93	SLMM	P 03 00	0.00	1710.93	06/30/01	1710.93	0.00	0.00	1710.93
001746	000	03/01/96	2512.00	SLMM	P 03 00	0.00	2512.00	06/30/01	2512.00	0.00	0.00	2512.00
002556	000	09/01/96	4450.00	SLMM	P 03 00	0.00	4450.00	06/30/01	4450.00	0.00	0.00	4450.00
002763	000	06/01/97	2866.00	SLMM	P 03 00	0.00	2866.00	06/30/01	2866.00	0.00	0.00	2866.00
002794	000	08/01/97	3032.75	SLMM	P 03 00	0.00	3032.75	06/30/01	3032.75	0.00	0.00	3032.75
002940	000	01/01/98	3985.00	SLMM	P 03 00	0.00	3985.00	06/30/01	3985.00	0.00	0.00	3985.00
002992	000	09/01/98	4824.97	SLMM	P 03 00	0.00	4824.97	08/31/01	4556.91	0.00	268.06	4824.97
003382	000	12/01/98	1089.32	SLMM	P 03 00	0.00	1089.32	11/30/01	938.03	0.00	151.29	1089.32
003392	000	12/01/98	2959.00	SLMM	P 03 00	0.00	2959.00	11/30/01	2548.02	0.00	410.98	2959.00
003448	000	01/01/99	260.35	SLMM	P 03 00	0.00	260.35	12/31/01	216.95	0.00	43.40	260.35
003560	000	06/01/99	2199.00	SLMM	P 03 00	0.00	2199.00	05/31/02	1527.08	0.00	671.92	2199.00
003570	000	08/01/99	3222.95	SLMM	P 03 00	0.00	3222.95	05/31/02	2059.11	89.53	1074.32	3133.43
003604	000	09/01/99	4046.00	SLMM	P 03 00	0.00	4046.00	05/31/02	2472.56	112.39	1348.67	3821.23
003605	000	09/01/99	4046.00	SLMM	P 03 00	0.00	4046.00	05/31/02	2472.56	112.39	1348.67	3821.23
003666	000	01/01/00	2514.50	SLMM	P 03 00	0.00	2514.50	05/31/02	1257.25	69.85	838.17	2095.42
003684	000	02/01/00	3923.45	SLMM	P 03 00	0.00	3923.45	05/31/02	1852.74	108.99	1307.82	3160.56
003702	000	07/01/00	4496.00	SLMM	P 03 00	0.00	4496.00	05/31/02	1498.67	124.89	1498.67	2997.34
004021	000	08/01/01	2529.00	SLMM	P 03 00	0.00	2529.00	05/31/02	0.00	70.25	772.75	772.75
004059	000	04/01/02	2684.00	SLMM	P 03 00	0.00	2684.00	05/31/02	0.00	74.56	223.67	223.67
Count= 19			-----									
G/L Asset Acct No: 1006400000150												

AMERICAN SOCIETY OF MECH ENG DEPRECIATION EXPENSE REPORT

as of 06/30/2002

SYS No	Ext	In Svc Date	Acquired Value	Dep Meth	P Est T Life	Salvage/ Sect 179	Depreciable Basis	Prev Thru	Prior Accum Depreciation	Depreciation This Run	Current Year to Date	Curr Accum Depreciation Key
			57351.22			0.00	57351.22		39956.56	762.85	9958.39	49914.95
Less disposals and transfers			0.00			0.00	0.00		0.00			0.00
Net			57351.22			0.00	57351.22		39956.56	762.85	9958.39	49914.95
002584	000	09/01/96	7543.50	SLMM	P 03 00	0.00	7543.50	06/30/01	7543.50	0.00	0.00	7543.50
002585	000	09/01/96	3680.00	SLMM	P 03 00	0.00	3680.00	06/30/01	3680.00	0.00	0.00	3680.00
002586	000	09/01/96	6291.00	SLMM	P 03 00	0.00	6291.00	06/30/01	6291.00	0.00	0.00	6291.00
002587	000	09/01/96	6800.00	SLMM	P 03 00	0.00	6800.00	06/30/01	6800.00	0.00	0.00	6800.00
002588	000	09/01/96	3960.00	SLMM	P 03 00	0.00	3960.00	06/30/01	3960.00	0.00	0.00	3960.00
002592	000	10/01/96	50940.00	SLMM	P 03 00	0.00	50940.00	06/30/01	50940.00	0.00	0.00	50940.00
002593	000	10/01/96	25190.00	SLMM	P 03 00	0.00	25190.00	06/30/01	25190.00	0.00	0.00	25190.00
002594	000	10/01/96	399.80	SLMM	P 03 00	0.00	399.80	06/30/01	399.80	0.00	0.00	399.80
002595	000	10/01/96	502.45	SLMM	P 03 00	0.00	502.45	06/30/01	502.45	0.00	0.00	502.45
002596	000	10/01/96	925.45	SLMM	P 03 00	0.00	925.45	06/30/01	925.45	0.00	0.00	925.45
002597	000	10/01/96	251.00	SLMM	P 03 00	0.00	251.00	06/30/01	251.00	0.00	0.00	251.00
002598	000	10/01/96	594.19	SLMM	P 03 00	0.00	594.19	06/30/01	594.19	0.00	0.00	594.19
002614	000	10/01/96	10901.56	SLMM	P 03 00	0.00	10901.56	06/30/01	10901.56	0.00	0.00	10901.56
002636	000	10/01/96	10912.00	SLMM	P 03 00	0.00	10912.00	06/30/01	10912.00	0.00	0.00	10912.00
002637	000	10/01/96	10912.00	SLMM	P 03 00	0.00	10912.00	06/30/01	10912.00	0.00	0.00	10912.00
002638	000	10/01/96	10912.81	SLMM	P 03 00	0.00	10912.81	06/30/01	10912.81	0.00	0.00	10912.81
002657	000	11/01/96	10906.64	SLMM	P 03 00	0.00	10906.64	06/30/01	10906.64	0.00	0.00	10906.64
002658	000	11/01/96	10906.64	SLMM	P 03 00	0.00	10906.64	06/30/01	10906.64	0.00	0.00	10906.64
002659	000	11/01/96	562.50	SLMM	P 03 00	0.00	562.50	06/30/01	562.50	0.00	0.00	562.50
002660	000	11/01/96	1059.65	SLMM	P 03 00	0.00	1059.65	06/30/01	1059.65	0.00	0.00	1059.65
002661	000	11/01/96	832.67	SLMM	P 03 00	0.00	832.67	06/30/01	832.67	0.00	0.00	832.67
002662	000	11/01/96	8660.63	SLMM	P 03 00	0.00	8660.63	06/30/01	8660.63	0.00	0.00	8660.63
002664	000	11/01/96	7711.38	SLMM	P 03 00	0.00	7711.38	06/30/01	7711.38	0.00	0.00	7711.38
002665	000	11/01/96	3120.80	SLMM	P 03 00	0.00	3120.80	06/30/01	3120.80	0.00	0.00	3120.80
002666	000	11/01/96	1594.45	SLMM	P 03 00	0.00	1594.45	06/30/01	1594.45	0.00	0.00	1594.45
002684	000	01/01/97	10728.00	SLMM	P 03 00	0.00	10728.00	06/30/01	10728.00	0.00	0.00	10728.00
002694	000	01/01/97	3241.50	SLMM	P 03 00	0.00	3241.50	06/30/01	3241.50	0.00	0.00	3241.50
002695	000	01/01/97	1764.70	SLMM	P 03 00	0.00	1764.70	06/30/01	1764.70	0.00	0.00	1764.70
002696	000	01/01/97	5055.00	SLMM	P 03 00	0.00	5055.00	06/30/01	5055.00	0.00	0.00	5055.00
002705	000	02/01/97	7010.00	SLMM	P 03 00	0.00	7010.00	06/30/01	7010.00	0.00	0.00	7010.00
002706	000	02/01/97	4727.00	SLMM	P 03 00	0.00	4727.00	06/30/01	4727.00	0.00	0.00	4727.00
002707	000	02/01/97	460.56	SLMM	P 03 00	0.00	460.56	06/30/01	460.56	0.00	0.00	460.56
002708	000	02/01/97	168.50	SLMM	P 03 00	0.00	168.50	06/30/01	168.50	0.00	0.00	168.50
002709	000	02/01/97	399.80	SLMM	P 03 00	0.00	399.80	06/30/01	399.80	0.00	0.00	399.80
002710	000	02/01/97	24.95	SLMM	P 03 00	0.00	24.95	06/30/01	24.95	0.00	0.00	24.95
002713	000	03/01/97	10495.00	SLMM	P 03 00	0.00	10495.00	06/30/01	10495.00	0.00	0.00	10495.00
002714	000	03/01/97	18312.67	SLMM	P 03 00	0.00	18312.67	06/30/01	18312.67	0.00	0.00	18312.67
002715	000	03/01/97	1774.48	SLMM	P 03 00	0.00	1774.48	06/30/01	1774.48	0.00	0.00	1774.48
002716	000	03/01/97	980.70	SLMM	P 03 00	0.00	980.70	06/30/01	980.70	0.00	0.00	980.70
002717	000	03/01/97	1449.22	SLMM	P 03 00	0.00	1449.22	06/30/01	1449.22	0.00	0.00	1449.22

AMERICAN SOCIETY OF MECH ENG DEPRECIATION EXPENSE REPORT

as of 06/30/2002

SYS No	Ext	In Svc Date	Acquired Value	Dep Meth	P Est T Life	Salvage/ Sect 179	Depreciable Basis	Prev Thru	Prior Accum Depreciation	Depreciation This Run	Current Year to Date	Curr Accum Depreciation Key
002718	000	03/01/97	469.90	SLMM	P 03 00	0.00	469.90	06/30/01	469.90	0.00	0.00	469.90
002719	000	03/01/97	338.43	SLMM	P 03 00	0.00	338.43	06/30/01	338.43	0.00	0.00	338.43
002734	000	04/01/97	25322.05	SLMM	P 03 00	0.00	25322.05	06/30/01	25322.05	0.00	0.00	25322.05
002735	000	04/01/97	46211.61	SLMM	P 03 00	0.00	46211.61	06/30/01	46211.61	0.00	0.00	46211.61
002736	000	04/01/97	5624.75	SLMM	P 03 00	0.00	5624.75	06/30/01	5624.75	0.00	0.00	5624.75
002750	000	05/01/97	438.70	SLMM	P 03 00	0.00	438.70	06/30/01	438.70	0.00	0.00	438.70
002752	000	05/01/97	269.85	SLMM	P 03 00	0.00	269.85	06/30/01	269.85	0.00	0.00	269.85
002753	000	05/01/97	643.00	SLMM	P 03 00	0.00	643.00	06/30/01	643.00	0.00	0.00	643.00
002754	000	05/01/97	1744.97	SLMM	P 03 00	0.00	1744.97	06/30/01	1744.97	0.00	0.00	1744.97
002761	000	05/01/97	2704.94	SLMM	P 03 00	0.00	2704.94	06/30/01	2704.94	0.00	0.00	2704.94
002800	000	09/01/97	6905.00	SLMM	P 03 00	0.00	6905.00	06/30/01	6905.00	0.00	0.00	6905.00
002824	000	09/01/97	80560.94	SLMM	P 03 00	0.00	80560.94	06/30/01	80560.94	0.00	0.00	80560.94
002825	000	09/01/97	3765.00	SLMM	P 03 00	0.00	3765.00	06/30/01	3765.00	0.00	0.00	3765.00
002826	000	09/01/97	21260.00	SLMM	P 03 00	0.00	21260.00	06/30/01	21260.00	0.00	0.00	21260.00
002827	000	09/01/97	2277.40	SLMM	P 03 00	0.00	2277.40	06/30/01	2277.40	0.00	0.00	2277.40
002828	000	09/01/97	3406.50	SLMM	P 03 00	0.00	3406.50	06/30/01	3406.50	0.00	0.00	3406.50
002871	000	11/01/97	1023.25	SLMM	P 03 00	0.00	1023.25	06/30/01	1023.25	0.00	0.00	1023.25
002873	000	11/01/97	1950.00	SLMM	P 03 00	0.00	1950.00	06/30/01	1950.00	0.00	0.00	1950.00
002874	000	11/01/97	1514.75	SLMM	P 03 00	0.00	1514.75	06/30/01	1514.75	0.00	0.00	1514.75
002875	000	11/01/97	1612.30	SLMM	P 03 00	0.00	1612.30	06/30/01	1612.30	0.00	0.00	1612.30
002936	000	12/01/97	703.90	SLMM	P 03 00	0.00	703.90	06/30/01	703.90	0.00	0.00	703.90
002937	000	12/01/97	691.00	SLMM	P 03 00	0.00	691.00	06/30/01	691.00	0.00	0.00	691.00
002938	000	12/01/97	229.94	SLMM	P 03 00	0.00	229.94	06/30/01	229.94	0.00	0.00	229.94
002939	000	12/01/97	2617.00	SLMM	P 03 00	0.00	2617.00	06/30/01	2617.00	0.00	0.00	2617.00
002943	000	01/01/98	11603.07	SLMM	P 03 00	0.00	11603.07	06/30/01	11603.07	0.00	0.00	11603.07
002952	000	02/01/98	14340.00	SLMM	P 03 00	0.00	14340.00	06/30/01	14340.00	0.00	0.00	14340.00
002953	000	02/01/98	1945.00	SLMM	P 03 00	0.00	1945.00	06/30/01	1945.00	0.00	0.00	1945.00
002954	000	02/01/98	4071.65	SLMM	P 03 00	0.00	4071.65	06/30/01	4071.65	0.00	0.00	4071.65
002958	000	04/01/98	2542.00	SLMM	P 03 00	0.00	2542.00	06/30/01	2542.00	0.00	0.00	2542.00
002959	000	04/01/98	6027.75	SLMM	P 03 00	0.00	6027.75	06/30/01	6027.75	0.00	0.00	6027.75
002960	000	04/01/98	8117.00	SLMM	P 03 00	0.00	8117.00	06/30/01	8117.00	0.00	0.00	8117.00
002961	000	04/01/98	258.95	SLMM	P 03 00	0.00	258.95	06/30/01	258.95	0.00	0.00	258.95
002971	000	05/01/98	110546.00	SLMM	P 03 00	0.00	110546.00	06/30/01	110546.00	0.00	0.00	110546.00
003029	000	09/01/98	8926.65	SLMM	P 03 00	0.00	8926.65	08/31/01	8430.73	0.00	495.92	8926.65
003030	000	09/01/98	615497.96	SLMM	P 10 00	0.00	615497.96	05/31/02	174391.10	5129.15	61549.80	235940.90
003375	000	09/01/98	6035.74	SLMM	P 03 00	0.00	6035.74	08/31/01	5700.42	0.00	335.32	6035.74
003376	000	09/01/98	6035.74	SLMM	P 03 00	0.00	6035.74	08/31/01	5700.42	0.00	335.32	6035.74
003290	000	10/01/98	2903.33	SLMM	P 03 00	0.00	2903.33	09/30/01	2661.39	0.00	241.94	2903.33
003291	000	10/01/98	1302.49	SLMM	P 03 00	0.00	1302.49	09/30/01	1193.94	0.00	108.55	1302.49
003292	000	10/01/98	1302.49	SLMM	P 03 00	0.00	1302.49	09/30/01	1193.94	0.00	108.55	1302.49
003293	000	10/01/98	1302.49	SLMM	P 03 00	0.00	1302.49	09/30/01	1193.94	0.00	108.55	1302.49
003294	000	10/01/98	1302.49	SLMM	P 03 00	0.00	1302.49	09/30/01	1193.94	0.00	108.55	1302.49
003295	000	10/01/98	1302.49	SLMM	P 03 00	0.00	1302.49	09/30/01	1193.94	0.00	108.55	1302.49
003296	000	10/01/98	1302.49	SLMM	P 03 00	0.00	1302.49	09/30/01	1193.94	0.00	108.55	1302.49
003297	000	10/01/98	1302.49	SLMM	P 03 00	0.00	1302.49	09/30/01	1193.94	0.00	108.55	1302.49
003298	000	10/01/98	1302.49	SLMM	P 03 00	0.00	1302.49	09/30/01	1193.94	0.00	108.55	1302.49

AMERICAN SOCIETY OF MECH ENG DEPRECIATION EXPENSE REPORT

as of 06/30/2002

SYS No	Ext	In Svc Date	Acquired Value	Dep Meth	P Est T Life	Salvage/ Sect 179	Depreciable Basis	Prev Thru	Prior Accum Depreciation	Depreciation This Run	Current Year to Date	Curr Accum Depreciation Key
003299	000	10/01/98	1302.49	SLMM	P 03 00	0.00	1302.49	09/30/01	1193.94	0.00	108.55	1302.49
003300	000	10/01/98	1302.49	SLMM	P 03 00	0.00	1302.49	09/30/01	1193.94	0.00	108.55	1302.49
003449	000	01/01/99	1803.39	SLMM	P 03 00	0.00	1803.39	12/31/01	1502.83	0.00	300.56	1803.39
003488	000	02/01/99	3121.00	SLMM	P 03 00	0.00	3121.00	01/31/02	2514.13	0.00	606.87	3121.00
003489	000	02/01/99	3121.00	SLMM	P 03 00	0.00	3121.00	01/31/02	2514.13	0.00	606.87	3121.00
003490	000	02/01/99	3121.00	SLMM	P 03 00	0.00	3121.00	01/31/02	2514.13	0.00	606.87	3121.00
003491	000	02/01/99	3121.90	SLMM	P 03 00	0.00	3121.90	01/31/02	2514.86	0.00	607.04	3121.90
003492	000	02/01/99	836.75	SLMM	P 03 00	0.00	836.75	01/31/02	674.06	0.00	162.69	836.75
003493	000	02/01/99	830.00	SLMM	P 03 00	0.00	830.00	01/31/02	668.62	0.00	161.38	830.00
003494	000	02/01/99	830.00	SLMM	P 03 00	0.00	830.00	01/31/02	668.62	0.00	161.38	830.00
003495	000	02/01/99	830.00	SLMM	P 03 00	0.00	830.00	01/31/02	668.62	0.00	161.38	830.00
003496	000	02/01/99	830.00	SLMM	P 03 00	0.00	830.00	01/31/02	668.62	0.00	161.38	830.00
003497	000	02/01/99	830.00	SLMM	P 07 00	0.00	830.00	05/31/02	286.55	9.89	118.57	405.12
003498	000	02/01/99	830.00	SLMM	P 07 00	0.00	830.00	05/31/02	286.55	9.89	118.57	405.12
003499	000	02/01/99	844.50	SLMM	P 03 00	0.00	844.50	01/31/02	680.29	0.00	164.21	844.50
003500	000	02/01/99	14956.36	SLMM	P 03 00	0.00	14956.36	01/31/02	12048.17	0.00	2908.19	14956.36
003501	000	02/01/99	5439.00	SLMM	P 03 00	0.00	5439.00	01/31/02	4381.42	0.00	1057.58	5439.00
003502	000	02/01/99	5124.17	SLMM	P 03 00	0.00	5124.17	01/31/02	4127.81	0.00	996.36	5124.17
003503	000	02/01/99	5124.17	SLMM	P 03 00	0.00	5124.17	01/31/02	4127.81	0.00	996.36	5124.17
003526	000	03/01/99	4553.20	SLMM	P 03 00	0.00	4553.20	02/28/02	3541.37	0.00	1011.83	4553.20
003546	000	04/01/99	4163.28	SLMM	P 03 00	0.00	4163.28	03/31/02	3122.46	0.00	1040.82	4163.28
003557	000	06/01/99	13513.14	SLMM	P 05 00	0.00	13513.14	05/31/02	5630.48	225.22	2702.63	8333.11
003625	000	10/01/99	2343.73	SLMM	P 03 00	0.00	2343.73	05/31/02	1367.17	65.11	781.24	2148.41
003626	000	10/01/99	2661.00	SLMM	P 03 00	0.00	2661.00	05/31/02	1552.25	73.92	887.00	2439.25
003650	000	11/01/99	2515.00	SLMM	P 03 00	0.00	2515.00	05/31/02	1397.22	69.87	838.33	2235.55
003651	000	11/01/99	2515.00	SLMM	P 03 00	0.00	2515.00	05/31/02	1397.22	69.87	838.33	2235.55
003652	000	11/01/99	2515.07	SLMM	P 03 00	0.00	2515.07	05/31/02	1397.27	69.87	838.36	2235.63
003689	000	03/01/00	13626.05	SLMM	P 03 00	0.00	13626.05	05/31/02	6056.03	378.51	4542.02	10598.05
003690	000	03/01/00	9156.51	SLMM	P 03 00	0.00	9156.51	05/31/02	4069.56	254.35	3052.17	7121.73
003715	000	10/01/00	14284.75	SLMM	P 03 00	0.00	14284.75	05/31/02	3571.19	396.80	4761.58	8332.77
003716	000	10/01/00	8522.55	SLMM	P 03 00	0.00	8522.55	05/31/02	2130.64	236.74	2840.85	4971.49
003717	000	10/01/00	8522.55	SLMM	P 03 00	0.00	8522.55	05/31/02	2130.64	236.74	2840.85	4971.49
003718	000	10/01/00	8522.55	SLMM	P 03 00	0.00	8522.55	05/31/02	2130.64	236.74	2840.85	4971.49
003720	000	12/01/00	76211.00	SLMM	P 03 00	0.00	76211.00	05/31/02	14818.81	2116.98	25403.67	40222.48
003726	000	01/01/01	4219.11	SLMM	P 05 00	0.00	4219.11	05/31/02	421.91	70.32	843.82	1265.73
003756	000	03/01/01	7369.20	SLMM	P 03 00	0.00	7369.20	05/31/02	818.80	204.70	2456.40	3275.20
003757	000	03/01/01	7369.20	SLMM	P 03 00	0.00	7369.20	05/31/02	818.80	204.70	2456.40	3275.20
003758	000	03/01/01	7369.20	SLMM	P 03 00	0.00	7369.20	05/31/02	818.80	204.70	2456.40	3275.20
003759	000	03/01/01	7369.20	SLMM	P 03 00	0.00	7369.20	05/31/02	818.80	204.70	2456.40	3275.20
003705	000	04/01/01	4082.00	SLMM	P 03 00	0.00	4082.00	05/31/02	340.17	113.39	1360.67	1700.84
003770	000	04/01/01	8044.84	SLMM	P 03 00	0.00	8044.84	05/31/02	670.40	223.47	2681.61	3352.01
003797	000	05/01/01	34892.00	SLMM	P 03 00	0.00	34892.00	05/31/02	1938.45	969.23	11630.67	13569.12
003803	000	06/01/01	9126.85	SLMM	P 03 00	0.00	9126.85	05/31/02	253.52	253.53	3042.28	3295.80
003834	000	06/01/01	7023.00	SLMM	P 03 00	0.00	7023.00	05/31/02	195.08	195.09	2341.00	2536.08
003836	000	06/01/01	7065.99	SLMM	P 03 00	0.00	7065.99	05/31/02	196.28	196.28	2355.33	2551.61
003837	000	06/01/01	7606.00	SLMM	P 03 00	0.00	7606.00	05/31/02	211.28	211.28	2535.33	2746.61

AMERICAN SOCIETY OF MECH ENG DEPRECIATION EXPENSE REPORT

as of 06/30/2002


SYS No	Ext	In Svc Date	Acquired Value	Dep Meth	P Est T Life	Salvage/ Sect 179	Depreciable Basis	Prev Thru	Prior Accum Depreciation	Depreciation This Run	Current Year to Date	Curr Accum Depreciation Key
003924	000	07/01/01	5949.00	SLMM	P 03 00	0.00	5949.00	05/31/02	0.00	165.25	1983.00	1983.00
003925	000	07/01/01	5949.00	SLMM	P 03 00	0.00	5949.00	05/31/02	0.00	165.25	1983.00	1983.00
004025	000	10/01/01	5161.20	SLMM	P 03 00	0.00	5161.20	05/31/02	0.00	143.37	1290.30	1290.30
004027	000	11/01/01	1595.00	SLMM	P 03 00	0.00	1595.00	05/31/02	0.00	44.31	354.45	354.45
004050	000	02/02/02	14955.00	SLMM	P 03 00	0.00	14955.00	05/31/02	0.00	415.42	2077.08	2077.08
004057	000	03/01/02	2004.00	SLMM	P 03 00	0.00	2004.00	05/31/02	0.00	55.67	222.67	222.67
004069	000	05/01/02	5982.30	SLMM	P 03 00	0.00	5982.30	05/31/02	0.00	166.18	332.35	332.35
004074	000	05/01/02	6334.40	SLMM	P 03 00	0.00	6334.40	05/31/02	0.00	175.96	351.91	351.91
Count= 140			-----									
G/L Asset Acct No: 1006400000160			-----									
			1671509.23			0.00	1671509.23		945885.72	13962.45	174371.66	1120257.38
Less disposals and transfers			-----									
			0.00			0.00	0.00		0.00			0.00
Net			-----									
			1671509.23			0.00	1671509.23		945885.72	13962.45	174371.66	1120257.38
003754	000	03/01/01	2332309.63	SLMM	P 30 00	0.00	2332309.63	05/31/02	25914.55	6478.64	77743.66	103658.21
003799	000	06/01/01	3388.70	SLMM	P 10 00	0.00	3388.70	05/31/02	28.24	28.24	338.87	367.11
003800	000	06/01/01	3853.00	SLMM	P 10 00	0.00	3853.00	05/31/02	32.11	32.11	385.30	417.41
003801	000	06/01/01	33350.00	SLMM	P 10 00	0.00	33350.00	05/31/02	277.92	277.92	3335.00	3612.92
003802	000	06/01/01	25350.00	SLMM	P 10 00	0.00	25350.00	05/31/02	211.25	211.25	2535.00	2746.25
004023	000	09/01/01	9070.00	SLMM	P 10 00	0.00	9070.00	05/31/02	0.00	75.59	755.83	755.83
004028	000	11/01/01	9900.00	SLMM	P 10 00	0.00	9900.00	05/31/02	0.00	82.50	660.00	660.00
Count= 7			-----									
G/L Asset Acct No: 1006500000010			-----									
			2417221.33			0.00	2417221.33		26464.07	7186.25	85753.66	112217.73
Less disposals and transfers			-----									
			0.00			0.00	0.00		0.00			0.00
Net			-----									
			2417221.33			0.00	2417221.33		26464.07	7186.25	85753.66	112217.73
Count= 2610			-----									
Grand Total			-----									
			19062230.40			0.00	19062230.40		8661959.61	113250.49	1432880.14	10094839.75
Less disposals and transfers			-----									
			940268.86			0.00	940268.86		920822.05			930889.50
Net			-----									
			18121961.54			0.00	18121961.54		7741137.56	113250.49	1432880.14	9163950.25
=====			=====									

----- Calculation Assumptions -----

Book	Short Years	Midquarter Convention	Adjustment Convention
-----	-----	-----	-----
Internal	{N}	{N}	None

AMERICAN SOCIETY OF MECH ENG
DEPRECIATION EXPENSE REPORT

as of 06/30/2002



----- Asset Grouping/Sorting -----

Group: Monthly Asset by G/L

Include Assets that meet the following conditions:

Activity is currently A,D,F,J,K,L,M,N
G/L Asset Acct No is between 1006000000010 and 2070094010010
G/L Expense Acct No is between 1010600006602 and 4042900006605

Sort Assets by:

G/L Asset Acct No in ascending order and report subtotals
Acquisition Date in ascending order

----- Key -----

d : Asset has been disposed of.