

### Overview

#### HPE Alletra dHCI

HPE Alletra dHCI is an intelligent platform with the flexibility of converged and the simplicity of HCI. It disaggregates compute and storage and integrates hyperconverged control to give enterprises simple infrastructure management on a flexible architecture. Built with the world's most secure server, HPE ProLiant, and the self-managing flash storage of HPE Nimble Storage, this platform provides the flexibility to scale compute and storage independently for unpredictable growth and the data resiliency and performance needed for business-critical apps.

Powered by HPE InfoSight, this platform is intelligently simple, absolutely resilient, and efficiently scalable.

Intelligently simple with native, full-stack intelligence from storage to VMs and policy-based automation for virtualized environments. Features include a fast, self-service experience include hyperconverged control with simple setup and auto-discovery for the entire cluster via VMware vCenter. All data services integrated with VMware vSphere and VMware Virtual Volumes for a native VM experience. Also included are what-if simulations that eliminate guesswork when consolidating new applications, as well as app-aware recommendations for self-optimizing performance and resources.

Absolutely resilient and ready for demanding apps on a platform designed for 99.9999% availability (HPE Nimble Storage) and sub-ms of low-latency at consistent, high performance. Features include data-centric visibility that extends across the infrastructure and across every VM. Performance bottlenecks are diagnosed with root cause from storage to VMs identified easily. Advanced data services, like QoS and synchronous replication, ensure applications stay on and are always fast.

Efficiently scalable to eliminate overprovisioning and lower TCO compared to competitive platforms. Features include the ability to independently scale compute and storage non-disruptively with industry-leading data efficiency guaranteed.

With HPE Alletra dHCI, enterprises can run faster with rack-to-apps in less than 15 minutes, end the fire-fighting with predictive analytics delivering 99.9999% data availability by HPE Nimble Storage, and optimize everything with higher productivity and maximum resource efficiency.

---

## Overview

### At a Glance

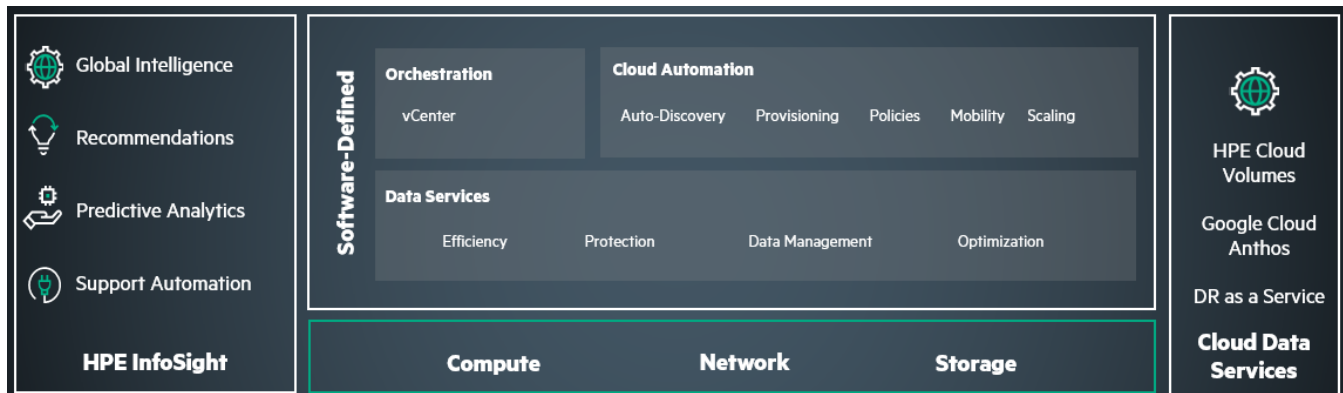
Hyperconverged infrastructure has revolutionized IT, delivering an experience that radically simplifies how infrastructure is managed, deployed, and scaled. It's an architecture ideal for workloads with predictable growth as compute and storage scale together.

HPE Alletra dHCI extends the hyperconverged experience to workloads with unpredictable growth, allowing independent scaling of compute and storage. This gives enterprises the flexibility of converged and the simplicity of HCI – accelerating time-to-market on an architecture built for the unpredictable.

Hyperconverged control collapses storage and compute silos and all data services can be managed exclusively in VMware vCenter. Resilient design center for 99.9999% availability (with HPE Alletra Storage) with no single point of failure and advanced data integrity to tolerate three simultaneous drive failures.

Low-latency performance as low as 200 microseconds data response with automatic QoS to ensure fast performance for every app.

Industry-leading data efficiency with advanced data reduction and a modern OS providing up to 21x data reduction.



**dHCI Automation Software features**

### What's new?

- HPE GreenLake for Private Cloud Business Edition Cloud Console—offered on the HPE GreenLake edge-to-cloud platform—
  - Simplify Private Cloud setup and management with the speed and agility of a cloud operational experience.
  - Provides cloud-like provisioning, and management that abstracts and automates underlying infrastructure
  - Reduce complexity, shifting operations to be app, not infrastructure, centric. Instantly provision and protect your VMs with the required policies.
- The core feature set includes:
  - Self-service cloud setup and blueprints to accelerate agility and speed deployments.
  - Global dash boarding (VM and Clusters information, capacity details/trends, performance details/trends, alerts, protection levels)
  - Full Stack lifecycle management (automated catalogue-based updates of the various hardware, software, and firmware components)
  - Create and manage multiple ESXi server clusters.
  - Simple VM provisioning wizard for both on-prem and public cloud instances.
    - Provision VMFS or vVol VMs with images and protection policies associated at the time of creation.



## Overview

- Simplified Provisioning policies to apply Data services and Protection policies (Native integration with HPE GreenLake Backup & Recovery Service). The service goes beyond resiliency with extra VM-centric data protection, rapid restore.
  - Seamless Data Mobility - VM mobility between clusters or datastores for disaster recovery
  - Public Cloud VM provisioning with choice of required Image and Instance types.
  - Support for HPE Alletra 5000 including Alletra 5010H for customers desiring more affordable, lower capacity storage
  - Support for VMware ESXi 8.0 Software
  - Support for the AMD-based HPE ProLiant DL325 Gen11, HPE ProLiant DL365 Gen11 and HPE ProLiant DL385 Gen11 server models.
  - Support for the Intel-based HPE ProLiant DL360 Gen11, HPE ProLiant DL380 Gen11 server models.
  - HPE Alletra dHCI now supports Rack integration of specific configurations via pre-configured Build-to-Order SKUs.
  - HPE Alletra dHCI has simplified lifecycle management with one-click, unified software upgrades for server firmware, hypervisor and storage software.
  - Customers with existing HPE ProLiant servers can extend the asset life by converting servers into solutions with HPE Alletra dHCI , gaining automated, unified management for VMs on-prem and across various cloud environment(s).
- 



## Standard Features

### HPE Alletra dHCI setup software

Deploying the dHCI solution can be accomplished by going through the following simple steps with the help of the setup software:

- Physical infrastructure layout
- Completion of the configuration Worksheet
- Network configuration
- Initialize and configure the HPE Nimble storage
- Deploy a new vCenter (or) Use existing vCenter
- Add HPE ProLiant to the HPE Alletra dHCI stack
- Create VMFS and/or VVOL datastores

---

### Management

After the deployment completes successfully, HPE Alletra dHCI can be managed through the HPE GreenLake for Private Cloud Business Edition cloud console or the VMware vCenter plugin.

The VMware vCenter plugin has features to setup and provision and manage the server clusters, datastores and provide ability to upgrade the dHCI Stack.

The Private Cloud Business Edition cloud console will provide most of the capabilities that the vCenter plugin provides as well as a global view of all resources in your private and public cloud.

### Global Management & Visibility

- Dashboard of private cloud assets – Systems, Clusters and VMs

### Systems Management

- The Systems tab allows for management of the full fleet of dHCI systems across different sites or clusters.
- Click on individual systems and view details about the servers, arrays, VMs, datastores and networking components in the dHCI stack.
- Create multiple independent sever clusters that utilize the same HPE Alletra dHCI array
- Simplified lifecycle management using catalog-based updates that update the hypervisor, array OS, server firmware, and storage software in a single click.

### VM Management

- Provision VMs and manage VM lifecycles across private and public clouds,
- Create and grow VMFS and/or VVOL. Additional operations such as clones or snapshots on the datastores can also be performed directly from the HPE Alletra dHCI plugin within vCenter.

For additional information related to managing VMFS/VVOL based datastores on HPE Alletra dHCI, please refer to the VMware integration guide available at [infocenter.hpe.com](https://infocenter.hpe.com).



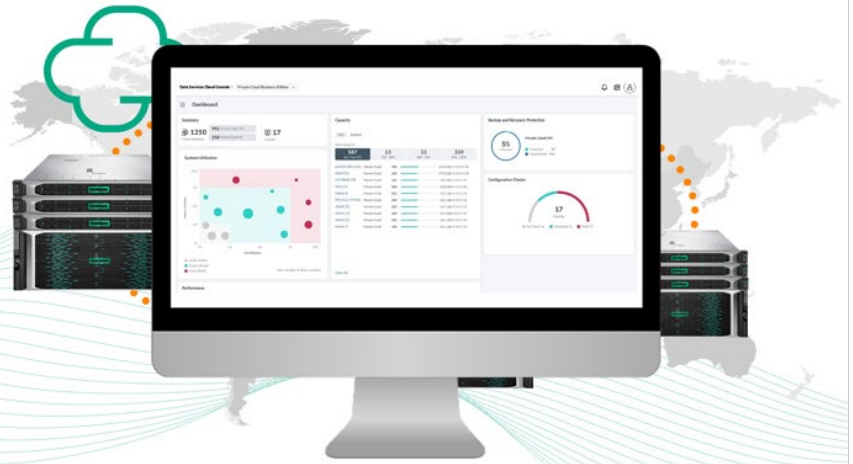
## Standard Features

### Effortless cloud experience via HPE GreenLake for Private Cloud Business Edition Management Console

Global management and visibility

VM infrastructure and lifecycle management

VM low touch provisioning and orchestration



HPE GreenLake for Private Cloud Business Edition Management Console

### HPE Alletra dHCI is natively integrated with HPE InfoSight

The industry's most advanced AI for infrastructure. Through cloud-based machine learning, HPE InfoSight predicts and prevents problems from storage to VMs and takes the guesswork out of managing infrastructure. In the HPE InfoSight web portal for HPE Alletra dHCI, VM admins are provided complete, VM-centric visibility and full-stack analytics into their VM environment.

These analytics diagnose performance bottlenecks and root cause issues in the storage, the host, and even the network with recommendations that eliminate noisy-neighbor VMs, repurpose unused VMs, and self-optimize performance and resources.



## Standard Features

- For more information on how to access HPE GL for Private Cloud Business Edition Cloud console for existing HPE Alletra or Nimble dHCI deployments:  
[\*\*https://www.hpe.com/psnow/doc/a50008901enw\*\*](https://www.hpe.com/psnow/doc/a50008901enw)
- For more information about HPE Nimble Storage:  
[\*\*https://www.hpe.com/us/en/storage/nimble.html\*\*](https://www.hpe.com/us/en/storage/nimble.html)
- For more information about HPE Alletra 6000 Storage:  
[\*\*https://www.hpe.com/psnow/doc/a50002567enw\*\*](https://www.hpe.com/psnow/doc/a50002567enw)
- For more information about HPE Alletra 5000 Storage:  
[\*\*https://www.hpe.com/psnow/doc/a50004287enw\*\*](https://www.hpe.com/psnow/doc/a50004287enw)
- For more information about HPE InfoSight:  
[\*\*https://www.hpe.com/us/en/solutions/infosight.html\*\*](https://www.hpe.com/us/en/solutions/infosight.html)
- For more information about HPE ProLiant DL360 Gen11  
[\*\*https://www.hpe.com/psnow/doc/a50004306enw\*\*](https://www.hpe.com/psnow/doc/a50004306enw)
- For more information about HPE ProLiant DL380 Gen11  
[\*\*https://www.hpe.com/psnow/doc/a50004307enw\*\*](https://www.hpe.com/psnow/doc/a50004307enw)
- For more information about HPE ProLiant DL325 Gen11  
[\*\*https://www.hpe.com/psnow/doc/a50004297enw\*\*](https://www.hpe.com/psnow/doc/a50004297enw)
- For more information about HPE ProLiant DL365 Gen11:  
[\*\*https://www.hpe.com/psnow/doc/a50004299enw\*\*](https://www.hpe.com/psnow/doc/a50004299enw)
- For more information about HPE ProLiant DL385 Gen 11:  
[\*\*https://www.hpe.com/psnow/doc/a50004300enw\*\*](https://www.hpe.com/psnow/doc/a50004300enw)
- For more information about HPE M-Series switches:  
[\*\*https://buy.hpe.com/us/en/storage/storage-networking/m-series-switches/c/421513\*\*](https://buy.hpe.com/us/en/storage/storage-networking/m-series-switches/c/421513)
- For more information about HPE Aruba switches:  
[\*\*https://www.arubanetworks.com/products/networking/switches/\*\*](https://www.arubanetworks.com/products/networking/switches/)
- For more information about HPE Flex Fabric switches:  
[\*\*https://h50146.www5.hpe.com/products/networking/datasheet/HPE\\_5710\\_Switch\\_Series.pdf\*\*](https://h50146.www5.hpe.com/products/networking/datasheet/HPE_5710_Switch_Series.pdf)

For additional information, please refer to the HPE Alletra dHCI deployment guides.

---



---

## Service and Support

### HPE Services

No matter where you are in your digital transformation journey, you can count on HPE Services to deliver the expertise you need when, where and how you need it. From planning to deployment, ongoing operations and beyond, our experts can help you realize your digital ambitions.

<https://www.hpe.com/services>

---

### Consulting Services

No matter where you are in your journey to hybrid cloud, experts can help you map out your next steps. From determining what workloads should live where, to handling governance and compliance, to managing costs, our experts can help you optimize your operations.

<https://www.hpe.com/services/consulting>

---

### HPE Managed Services

HPE runs your IT operations, providing services that monitor, operate, and optimize your infrastructure and applications, delivered consistently and globally to give you unified control and let you focus on innovation.

[HPE Managed Services | HPE](#)

---

### Operational services

Optimize your entire IT environment and drive innovation. Manage day-to-day IT operational tasks while freeing up valuable time and resources. Meet service-level targets and business objectives with features designed to drive better business outcomes.

<https://www.hpe.com/services/operational>

---

### HPE Complete Care Service

HPE Complete Care Service is a modular, edge-to-cloud IT environment service designed to help optimize your entire IT environment and achieve agreed upon IT outcomes and business goals through a personalized experience. All delivered by an assigned team of HPE Services experts. HPE Complete Care Service provides:

- A complete coverage approach -- edge to cloud
- An assigned HPE team
- Modular and fully personalized engagement
- Enhanced Incident Management experience with priority access
- Digitally enabled and AI driven customer experience

<https://www.hpe.com/services/complecare>

---

### HPE Tech Care Service

HPE Tech Care Service is the operational support service experience for HPE products. The service goes beyond traditional support by providing access to product specific experts, an AI driven digital experience, and general technical guidance to not only reduce risk but constantly search for ways to do things better. HPE Tech Care Service delivers a customer-centric, AI driven, and digitally enabled customer experience to move your business forward. HPE Tech Care Service is available in three response levels. Basic, which provides 9x5 business hour availability and a 2-hour response time. Essential which provides a 15-minute response time 24x7 for most enterprise level customers, and Critical which includes a 6-hour repair commitment where available and outage management response for severity 1 incidents.

<https://www.hpe.com/services/techcare>

---



## Service and Support

### HPE Lifecycle Services

HPE Lifecycle Services provide a variety of options to help maintain your HPE systems and solutions at all stages of the product lifecycle. A few popular examples include:

- Lifecycle Install and Startup Services: Various levels for physical installation and power on, remote access setup, installation and startup, and enhanced installation services with the operating system.
- HPE Firmware Update Analysis Service: Recommendations for firmware revision levels for selected HPE products, taking into account the relevant revision dependencies within your IT environment.
- HPE Firmware Update Implementation Service: Implementation of firmware updates for selected HPE server, storage, and solution products, taking into account the relevant revision dependencies within your IT environment.
- Implementation assistance services: Highly trained technical service specialists to assist you with a variety of activities, ranging from design, implementation, and platform deployment to consolidation, migration, project management, and onsite technical forums.
- HPE Service Credits: Access to prepaid services for flexibility to choose from a variety of specialized service activities, including assessments, performance maintenance reviews, firmware management, professional services, and operational best practices.

**Notes:** To review the list of Lifecycle Services available for your product go to:

<https://www.hpe.com/services/lifecycle>

For a list of the most frequently purchased services using service credits, see the [HPE Service Credits Menu](#)

---

### Other Related Services from HPE Services:

#### HPE Education Services

Training and certification designed for IT and business professionals across all industries. Broad catalogue of course offerings to expand skills and proficiencies in topics ranging from cloud and cybersecurity to AI and DevOps. Create learning paths to expand proficiency in a specific subject. Schedule training in a way that works best for your business with flexible continuous learning options.

<https://www.hpe.com/services/training>

#### Defective Media Retention

An option available with HPE Complete Care Service and HPE Tech Care Service and applies only to Disk or eligible SSD/Flash Drives replaced by HPE due to malfunction.

Consult your HPE Sales Representative or Authorized Channel Partner of choice for any additional questions and services options.

#### Parts and Materials

HPE will provide HPE-supported replacement parts and materials necessary to maintain the covered hardware product in operating condition, including parts and materials for available and recommended engineering improvements.

Parts and components that have reached their maximum supported lifetime and/or the maximum usage limitations as set forth in the manufacturer's operating manual, product quick-specs, or the technical product data sheet will not be provided, repaired, or replaced as part of these services.

#### How to Purchase Services

Services are sold by Hewlett Packard Enterprise and Hewlett Packard Enterprise Authorized Service Partners:

- Services for customers purchasing from HPE or an enterprise reseller are quoted using HPE order configuration tools.
- Customers purchasing from a commercial reseller can find services at <https://ssc.hpe.com/portal/site/ssc/>





## Service and Support

### AI Powered and Digitally Enabled Support Experience

Achieve faster time to resolution with access to product-specific resources and expertise through a digital and data driven customer experience

Sign into the HPE Support Center experience, featuring streamlined self-serve case creation and management capabilities with inline knowledge recommendations. You will also find personalized task alerts and powerful troubleshooting support through an intelligent virtual agent with seamless transition when needed to a live support agent.

<https://support.hpe.com/hpesc/public/home/signin>

---

### Consume IT On Your Terms

**HPE GreenLake** edge-to-cloud platform brings the cloud experience directly to your apps and data wherever they are—the edge, colocations, or your data center. It delivers cloud services for on-premises IT infrastructure specifically tailored to your most demanding workloads. With a pay-per-use, scalable, point-and-click self-service experience that is managed for you, HPE GreenLake edge-to-cloud platform accelerates digital transformation in a distributed, edge-to-cloud world.

- Get faster time to market
- Save on TCO, align costs to business
- Scale quickly, meet unpredictable demand
- Simplify IT operations across your data centers and clouds

To learn more about HPE Services, please contact your Hewlett Packard Enterprise sales representative or Hewlett Packard Enterprise Authorized Channel Partner. Contact information for a representative in your area can be found at "Contact HPE"

<https://www.hpe.com/us/en/contact-hpe.html>

For more information

[www.hpe.com/services](http://www.hpe.com/services)

---

### HPE Alletra dHCI Startup Services

Provide a choice of installation options to meet your business needs and budget.

There are four delivery services to choose from:

#### HPE Alletra dHCI Installation and Startup Service – HA124A1#5WX

This is a standardized installation offering that focuses on getting your HPE Alletra dHCI Greenfield solution from delivery to being ready for application use and data migration. This optional deployment service provides HPE onsite and remote assistance from racking and installation of the hardware to the deployment of the dHCI software, to configuring the datastores. The service includes the installation of a single array (including up to six shelves), along with up to two (2) HPE ProLiant servers and two (2) top-of-rack network switches. It also enables the networking, SAN, management, and data functions. This service may not be used to deploy a dHCI Brownfield order. This service can be extended to include the deployment of additional server components beyond the core configuration listed above.

#### HPE Alletra dHCI Expansion Deployment Service – HA124A1#VOT

This service deploys your HPE Alletra dHCI solution with a customized approach allowing you to pick and choose which new components you want deployed into your existing environment of switches or servers. The service provides for both the installation of new hardware and the configuration and deployment of the dHCI solution into your pre-existing environment. The basic installation may include a single array (including up to six shelves), along with two HPE ProLiant servers and two top-of-rack network switches. This service can be further extended beyond the basic deployment and configuration to encompass additional new servers, the software and operating system reloading of pre-existing servers, or the configuration or reconfiguration of pre-existing network switches through additional services as listed in the ordering information section.



## Service and Support

### **HPE Alletra dHCI Hardware Installation Service – HP7E2A1**

This service provides the hardware racking, inter-connect cabling, and power testing for a single array (including up to six (6) shelves), along with up to two (2) HPE ProLiant servers and two (2) top-of-rack network switch components in your HPE Alletra dHCI solution (Greenfield and Brownfield configurations). This service does not include any software configuration, but interconnect cabling to the other dHCI components will be completed. This service should be quoted for customers who want assistance with the heavy lifting and hardware racking but prefer to perform the software configuration work on their own. This service can be extended to include the hardware installation of additional servers.

### **HPE dHCI Server Add-on Installation and Startup Service – HA124A1#V08**

This service provides the deployment of additional servers into your existing dHCI environment including hardware installation to server and software configuration and datastore access. This service should not be quoted for new Greenfield or Brownfield dHCI quotes. This service is for server add-on only. This service cannot be extended.

### **HPE Installation Comm Svrs Hourly Service - HB983A1**

This service is intended as an add-on service to the dHCI deployment service. This allows deployment services to expand beyond the base two (2) servers included in the HA124A1#5WX or HA124A1#VOT deployment services. A quantity of one (1) HB983A1 service should be added to the quote for each server over two (2) in the order to install the additional services.

### **HPE Storage Servers Install Hourly Service - H29BSA1**

This service is intended as an add-on service to the dHCI deployment service. This allows for the re-imaging of customer pre-existing servers expand beyond the base two (2) servers included in the HA124A1#5WX or HA124A1#VOT deployment services. A quantity of one (1) H29BSA service should be added to the quote for each server over two (2) in the order where server re-imaging on customer site is required.

---

## **Additional Services Available**

### **HPE Tier 1 Storage Array Upgrade service – HA124A1#5MS**

On-site installation of upgrades kits or for an existing HPE Alletra 6000 or HPE Nimble Storage array deployed within your dHCI configuration. This service is for in-family upgrades only and cannot be quoted to upgrade an existing array to the next generation of storage. This service can be used to upgrade components within an existing Greenfield or Brownfield dHCI storage configuration.

### **HPE Tier 1 Storage Array Cross Family Offline Upgrade service – HA124A1#VOR**

Provides the on-site hardware upgrade and disk migration from your exiting array to the next generation array chassis. This service is completed with the array powered off during a downtime window.

### **HPE Tier 1 Storage Array Peer Persistence Setup Service - HA124A1#VOS**

Provides remote implementation of the Peer Persistence software functionality available in the HPE Alletra 6000/Nimble Storage operating system (OS). This service provides analysis, implementation, and testing services necessary for you to deploy the Peer Persistence features between a pair of dHCI configurations.

## **Deployment Service Ordering Information**

The following dHCI deployment services may be ordered including the extension services as listed below.

### **HA124A1#5WX—HPE Alletra dHCI Base Deployment Service (Greenfield orders only)**

#### **Add-on service:**

- Additional servers beyond the basic configuration of two (2) HPE ProLiant servers, can be in added to the installation by ordering the following service product number once for each server over the basic configuration: HB983A1—HPE Installation CommServer Hourly Service



## Service and Support

### HA124A1#V0T—HPE Alletra dHCI Expansion Deployment Service (Brownfield orders only)

#### Add-on services:

- Additional net new servers beyond the basic configuration of two (2) HPE ProLiant servers, can be in added to the installation by ordering the following service product number once for each server over the basic configuration: HB983A1—HPE Installation CommServer Hourly Service
- Pre-existing Customer servers requiring reimaging and reloading of supported software beyond the basic configuration of two (2) HPE ProLiant servers can be added to the installation by ordering the following service product number once for each additional server to be reconfigured - H29BSA1—HPE Storage Servers Install Hourly Service
- HPE Remote network configuration services as needed for the deployment design as determine by the Customer and the deployment team for network services beyond the installation design:
  - H2S79A1—HPE Remote Network Configuration and Integration Hour (business hours)
  - H2S80A1—HPE Remote Network Configuration and Integration Hour (after hours)
  - H2S83A1—HPE Onsite Network Configuration and Integration—1 day (business hours)
  - H2S81A1—HPE Onsite Network Configuration and Integration—2 days (business hours)
  - H2S84A1—HPE Onsite Network Configuration and Integration—1 day (after hours)
  - H2S82A1—HPE Onsite Network Configuration and Integration—2 days (after hours)

### HA124A1#V08—HPE Alletra dHCI Server Add-On Installation and Startup Service

#### HP7E2A1—HPE Alletra dHCI Hardware Installation Service

**Notes:** The HA124A1#5WR HPE Alletra dHCI Base Deployment Service is only available for complete, new base (Greenfield) configuration orders and cannot be used for expansion (Brownfield) deployments using pre-existing hardware in a Customer environment. Correspondingly, the expansion deployment service, HA124A1#V0T—HPE Alletra dHCI Expansion Deployment Service must be ordered for dHCI deployment using pre-existing hardware in the Customer environment.

All Installation and upgrade services are optional for all HPE Alletra 6000 and HPE Nimble Storage products.

---



## Configuration Information

### What's Included?

- **dHCI automation software:** HPE Alletra dHCI software stack
  - dHCI setup software
  - VMware vCenter plugin (HPE Alletra dHCI requires vCenter Server Standard)
  - HPE GreenLake for Private Cloud Business Edition Cloud Console
  - HPE InfoSight for dHCI
- **Storage:** One (1) HPE Nimble Storage (or) HPE Alletra 6000 (or) HPE Alletra 5000 storage array
  - HPE InfoSight is included with the storage array
- **Servers:** From the following supported list of servers (existing (or) new):
  - DL360, DL380, DL325, DL365, DL385, DL560, DL580 (more details on generations listed under "What's new")
  - Server count per dHCI configuration: 2 – 32 HPE ProLiant servers
  - HPE InfoSight is included with HPE ProLiant servers
- **Ethernet switches:** The choice of HPE M-Series, HPE Aruba 8320, Aruba 8325, Aruba 6300M (or) HPE FlexFabric 5710, 5945 switches, (or) Cisco Nexus 3k and 5k (Purchase of Cisco switches is not available through dHCI ordering on HPE web pages)
  - Switch count per dHCI configuration: (2) Top of the Rack switches
- **Hypervisor:** VMware vSphere 7.0, VMware vSphere 8.0

### Notes:

- For Greenfield configurations, the purchased solution consists of the storage array, minimum 2 servers, top of rack switches, and mandatory cabling to complete the solution.
- For Brownfield configurations, the storage array is the only mandatory component. Customers can use existing compatible servers and switches with the array or order either component new from HPE.
- HPE Alletra dHCI supports and requires iSCSI connectivity for storage. Fibre Channel (FC) HBAs may be optionally added to an HPE Alletra dHCI array following deployment for use with non-dHCI workloads running on the same array.

---

## HPE GreenLake for Private Cloud Business Edition – SaaS SKUs

### Description

Description	SKU
HPE GreenLake for Private Cloud Business Edition 3-year Upfront	S1U93AAE
HPE GreenLake for Private Cloud Business Edition 4-year Upfront	S1U94AAE
HPE GreenLake for Private Cloud Business Edition 5-year Upfront	S1U95AAE

### Notes:

- HPE GreenLake for Private Cloud Business Edition SaaS SKUs are required with all new HPE Alletra dHCI server nodes.
  - Qty 1 SaaS SKU per HPE Alletra dHCI server node is configured automatically based on the number of server nodes and the support term of the solution.
- 




## Summary of Changes

Date	Version History	Action	Description of Change
04-Dec-2023	Version 15	Changed	HPE Services Rebranding
16-Oct-2023	Version 14	Changed	Overview, Standard Features, Service and Support, and Configuration Information sections were updated. What's new and Standard features was updated to include HPE Private Cloud Business Edition Cloud Console features. Configuration information was updated to include HPE Private Cloud Business Edition SaaS details.
05-Jun-2023	Version 13	Changed	Overview section was updated. What's New Section updated to include ProLiant Gen11 Server Support
01-May-2023	Version 12	Changed	Overview and Configuration Information sections were updated
03-Oct-2022	Version 11	Changed	Overview, Standard Features and Configuration Information sections were updated.
06-Jun-2022	Version 10	Changed	Overview section was updated.
06-Dec-2021	Version 9	Changed	Service and Support, and Configuration Information sections were updated.
15-Sep-2021	Version 8	Changed	Service and Support, and Configuration Information sections were updated.
02-Aug-2021	Version 7	Changed	New HPE ProLiant compute support
04-May-2021	Version 6	Changed	Overview, Standard Features, Service and Support, and Configuration Information sections were updated.
01-Mar-2021	Version 5	Changed	Overview and Standard Features sections were updated.
14-Dec-2020	Version 4	Changed	Service and Support and Configuration Information sections were updated.
02-Nov-2020	Version 3	Changed	Overview and Configuration Information sections were updated.
06-Jul-2020	Version 2	Changed	Overview, Standard Features and Configuration Information sections were updated.
05-Aug-2019	Version 1	New	New QuickSpecs



## Copyright

**Make the right purchase decision.  
Contact our presales specialists.**



© Copyright 2023 Hewlett Packard Enterprise Development LP. The information contained herein is subject to change without notice. The only warranties for Hewlett Packard Enterprise products and services are set forth in the express warranty statements accompanying such products and services. Nothing herein should be construed as constituting an additional warranty. Hewlett Packard Enterprise shall not be liable for technical or editorial errors or omissions contained herein.

Microsoft and Windows NT are US registered trademarks of Microsoft Corporation.  
Intel, the Intel logo, Xeon and Xeon Inside are trademarks of Intel Corporation in the U.S. and other countries.  
Linux is a registered trademark of Linus Torvalds.  
SUSE is a registered trademark of Suse. Ubuntu and Canonical are registered trademarks of Canonical Ltd.  
Red Hat is a trademark of Red Hat, Inc. in the U.S., and other countries.  
VMware is a registered trademark of VMware, Inc. in the United States and/or other jurisdictions.

For hard drives, 1GB = 1 billion bytes. Actual formatted capacity is less.

a00067739enw - 16484 - Worldwide - V15 - 04-December-2023

